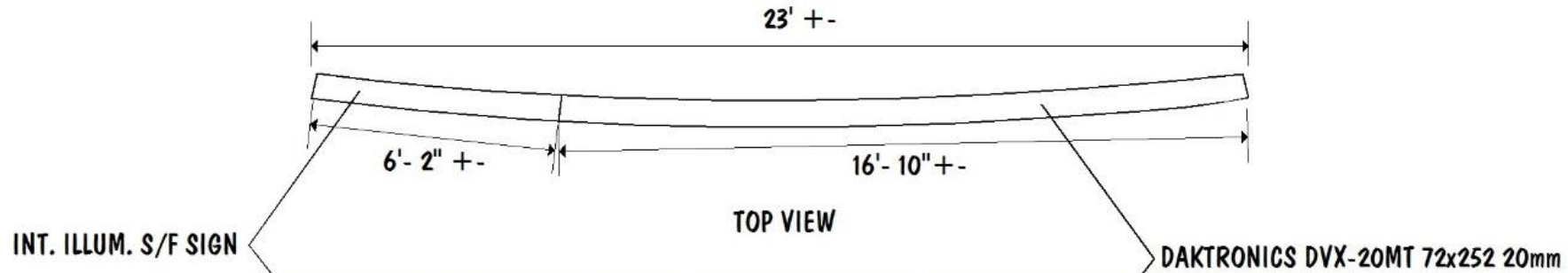


Veterans Memorial Building Marquee

Sample Designs



RETROFIT EXISTING STRUCTURE WITH NEW DAKTRONICS DISPLAY AND ADDRESS SIGN / 1/4"=1'- 0"



962 W. Foothill Blvd., Azusa, CA 91702
 (626) 969-2222 fax (626) 969-5511
 e-mail: customsignsinc@juno.com

Title CULVER CITY VERETERANS MEMORIAL BUILDING	Salesman TS	Designer <i>Mari Garcia</i>	This is an original drawing created by CUSTOM SIGNS, INC. The information contained in this document is confidential work-product material and is intended for the eyes of the designated recipient only. If you are not the designated recipient, you are hereby notified that any unauthorized review, dissemination, distribution or copying of this document, and that which is transmitted herewith, is strictly prohibited. Client agrees to pay 25% of the retail selling price of this display upon demand hereof, if said original design is used or reproduced in whole or in part.
	Drawing Date 6-18-14		
Location	Client Approval	Date	

Actual EMC Measures 6' 8 9/16"H x 11'11 9/16"L



P10 1R1G1B 192 x 352 24-Line EMC & M420 Roof Sign

guru dm™
LED SIGNS
A division of SIGNTRONIX

- ☐ 34 H
- ☐ 68 H




powered by

- ☐ layer and location of an department
- ☐ please do not alter layout

SIGNTRONIX

DESIGN INTENT A



1 PROPOSED SIDE NIGHT VIEW - LED ACCENTS
SCALE: $\frac{3}{8}'' = 1'-0''$




2 FRONT VIEW
SCALE: NTS



3 PERSPECTIVE VIEW
SCALE: NTS

DESIGN INTENT B



1 TOP VIEW
SCALE: $3/8" = 1'-0"$




2 PERSPECTIVE VIEW
SCALE: NTS



3 PERSPECTIVE VIEW
SCALE: NTS

DESIGN INTENT C

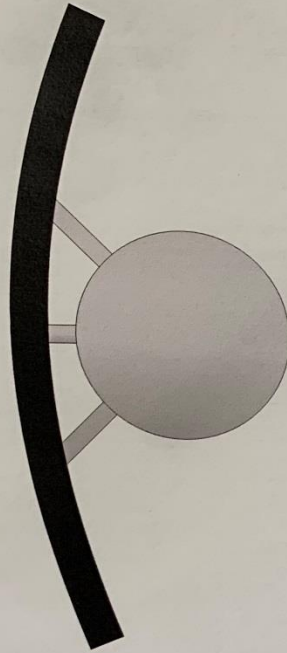


1 FRONT VIEW
SCALE: NTS

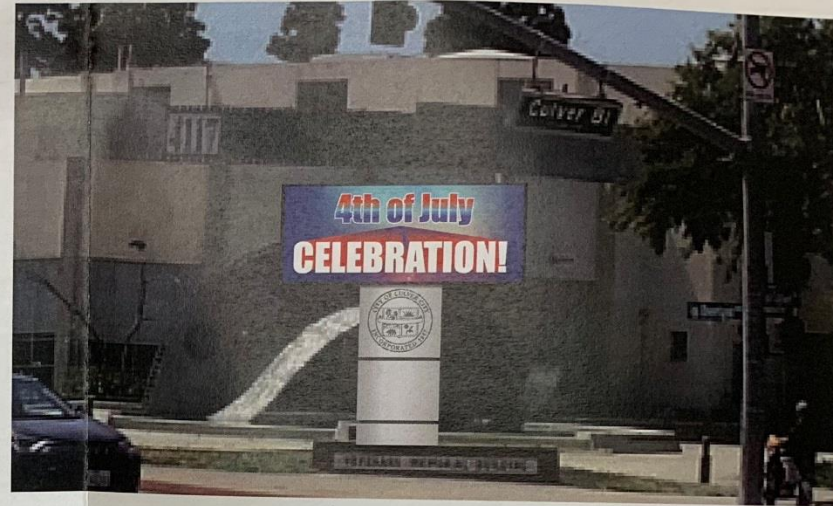


3 APPROXIMATE VIEW
SCALE: NTS

DESIGN INTENT D



1 TOP VIEW
SCALE: $\frac{3}{8}" = 1'-0"$



2 PERSPECTIVE VIEW
SCALE: NTS



2 PERSPECTIVE VIEW