

RESOLUTION NO. 2018-R _____

**A RESOLUTION OF THE CITY COUNCIL OF THE CITY OF
CULVER CITY, CALIFORNIA, APPROVING AN
ENCROACHMENT AGREEMENT WITH T-MOBILE**

WHEREAS, T-Mobile has applied for a permit to encroach upon Culver City's public rights-of-way in order to install its telephone facilities, as described in plans submitted to Culver City's Public Works Department, the Rights-of-Way Users Questionnaire dated December 4, 2017 and in the related encroachment agreement;

WHEREAS, T-Mobile is a telephone corporation, as that term is used in Section 7901 of the California Public Utilities Code;

WHEREAS, the City of Culver City is authorized to regulate the time, place and manner in which telephone corporations can access the city's public rights-of-way for the purpose of installing telephone facilities;

WHEREAS, Chapter 11.20 of the Culver City Municipal Code provides that an encroachment permit is required prior to installation of telephone facilities in the City's public rights-of-way and that such permits are subject to approval by the city council.

NOW, THEREFORE, the City Council of the City of Culver City, California, DOES HEREBY RESOLVE, as follows:

1. The encroachment permit requested by T-Mobile for T-Mobile Project # LA03317, as depicted in the attached Exhibit A, is hereby approved.

2. The City Manager or his/her designee is authorized to execute the

...

...

...

...

related encroachment agreement on behalf of the City of Culver City.


APPROVED and ADOPTED this _____ day of _____ 2018.


JEFFREY COOPER, MAYOR
City of Culver City, California

ATTEST:

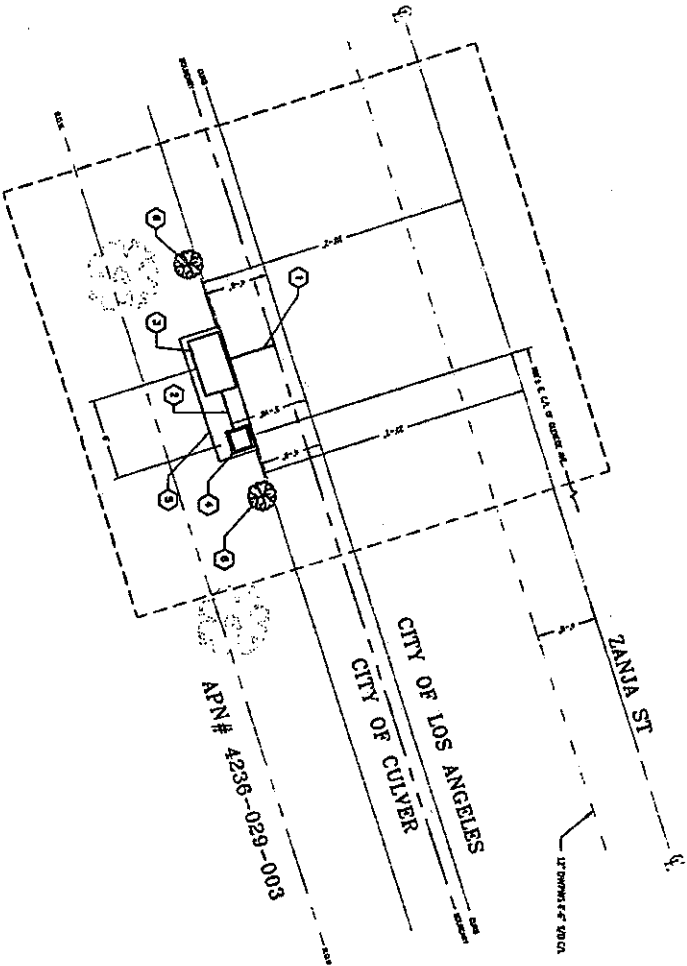
APPROVED AS TO FORM:

JEREMY GREEN
City Clerk
A17-00454



CAROL A. SCHWAB
 City Attorney

- PLACEMENT AND CONSTRUCTION DATA**
- ① R. 7' 3" x 4' 0" in the area shown to contain (1) power/pole and (2) power lines to be placed.
 - ② R. 6' 1" x 1/2' 0" in the area shown to contain (1) power/pole and (2) power lines to be placed.
 - ③ R. (1) area shown to contain (1) power/pole and (2) power lines to be placed and (3) area shown to contain (1) power/pole and (2) power lines to be placed.
 - ④ R. (1) area shown to contain (1) power/pole and (2) power lines to be placed and (3) area shown to contain (1) power/pole and (2) power lines to be placed.
 - ⑤ R. (1) area shown to contain (1) power/pole and (2) power lines to be placed and (3) area shown to contain (1) power/pole and (2) power lines to be placed.
 - ⑥ R. (1) area shown to contain (1) power/pole and (2) power lines to be placed and (3) area shown to contain (1) power/pole and (2) power lines to be placed.
 - ⑦ R. (1) area shown to contain (1) power/pole and (2) power lines to be placed and (3) area shown to contain (1) power/pole and (2) power lines to be placed.
 - ⑧ R. (1) area shown to contain (1) power/pole and (2) power lines to be placed and (3) area shown to contain (1) power/pole and (2) power lines to be placed.



BILL OF MATERIALS		
NO.	QUANTITY	UNIT
1	1	PC CONDUIT
2	2	PC CONDUIT
3	1	PC CONDUIT
4	1	PC CONDUIT
5	1	PC CONDUIT
6	1	PC CONDUIT
7	1	PC CONDUIT
8	1	PC CONDUIT
9	1	PC CONDUIT
10	1	PC CONDUIT
11	1	PC CONDUIT
12	1	PC CONDUIT
13	1	PC CONDUIT
14	1	PC CONDUIT
15	1	PC CONDUIT
16	1	PC CONDUIT
17	1	PC CONDUIT
18	1	PC CONDUIT
19	1	PC CONDUIT
20	1	PC CONDUIT

DETAIL A
SCALE 1/4"=1'-0"



ET Mobile
Cellular Network

Synergy

DATE: 06-09-17
ENGINEER: 06-09-17
CHECKED BY: M.P.

DATE: 06-09-17
ENGINEER: 06-09-17
CHECKED BY: M.P.

DATE: 06-09-17
ENGINEER: 06-09-17
CHECKED BY: M.P.

DATE: 06-09-17
ENGINEER: 06-09-17
CHECKED BY: M.P.

DATE: 06-09-17
ENGINEER: 06-09-17
CHECKED BY: M.P.

DATE: 06-09-17
ENGINEER: 06-09-17
CHECKED BY: M.P.

DATE: 06-09-17
ENGINEER: 06-09-17
CHECKED BY: M.P.

DATE: 06-09-17
ENGINEER: 06-09-17
CHECKED BY: M.P.

DATE: 06-09-17
ENGINEER: 06-09-17
CHECKED BY: M.P.

DATE: 06-09-17
ENGINEER: 06-09-17
CHECKED BY: M.P.

DATE: 06-09-17
ENGINEER: 06-09-17
CHECKED BY: M.P.

DATE: 06-09-17
ENGINEER: 06-09-17
CHECKED BY: M.P.