

MEETING DATE: 6/13/11

AGENDA ITEM: 1) Adoption of a City Council Resolution Approving and Adopting the Annual Appropriations Limit for Fiscal 2016/2017; 2) Adoption of Respective Resolutions Adopting the Fiscal Year 2016/2017 Budget for the City of Culver City, the Successor Agency to the Culver City Redevelopment Agency, the Culver City Housing Authority, and the Culver City Parking Authority; and 3) Adoption of Respective Resolutions Approving Salary Schedules for Miscellaneous Employees, Police Safety Employees and Fire Safety Employees Effective July 1, 2016.

ATTACHMENTS

	<u>Pages</u>
1. Proposed Resolution for Annual Appropriation Limit	1 – 2
2. Exhibit A – Analysis of Effect of Appropriations Limit on Estimated Revenue	3
3. Exhibit B – Appropriations Limit.....	4
4. Schedule I – Analysis of Estimated Revenues	5 - 6
5. Budget Resolution – City of Culver City.....	7 - 9
5.A. Budget Resolution – Culver City Successor Agency	10 - 11
5.B. Budget Resolution – Culver City Parking Authority	12 - 13
5.C. Budget Resolution – Culver City Housing Authority	14 - 15
6. Adjustments to the City’s Proposed Budget Fiscal 2011 -11	16 - 18
7. Exhibit A – Schedule of Revenues and Expenditures by Fund.....	19
8. Exhibit B – Summary of Revenues	20 - 21
9. Exhibit C – Appropriations by Department.....	22 - 24
10. Exhibit D – Changes to Proposed Personnel Position Allocations	25 - 27
11. Exhibit E – Capital Improvement Budget by Funding Source	28 - 32
12. Exhibit F – Schedule of Equipment Replacement Fund Appropriations by Department and Vehicle.	33 - 35
13. Exhibit G – Blanket Purchase Orders	36
14.A. Salary Schedule Resolution – Miscellaneous Employees	37
14.B. Salary Schedule Resolution – Police Safety Employees	38
14.C. Salary Schedule Resolution – Fire Safety Employees.....	39
15. Salary Schedule for July 1, 2016	40 - 77

RESOLUTION NO. 2016-R_____

1
2 A RESOLUTION OF THE CITY COUNCIL OF THE CITY OF
3 CULVER CITY, CALIFORNIA, APPROVING AND
4 ADOPTING THE ANNUAL APPROPRIATIONS LIMIT FOR
5 FISCAL YEAR 2016-2017.

6 WHEREAS, the voters of California on November 6, 1979, added Article XIIIB
7 to the State Constitution placing various limitations on the appropriations of the State and
8 local governments;

9 WHEREAS, Article XIIIB, as amended by Proposition III, provides that the
10 appropriations limit for the fiscal year 1990-1991, and years thereafter, is calculated by
11 adjusting the base year appropriations of fiscal year 1986-1987 for the changes in the cost of
12 living and City population;

13 WHEREAS, the City of Culver City has complied with all of the provisions of
14 Article XIII B as amended in determining the appropriations limit for fiscal year 2016-2017;

15 WHEREAS, the information necessary for establishing appropriations limit for
16 fiscal year 2016-2017 is attached in Exhibit "A", which is incorporated herein by this
17 reference as though set forth in full.

18 NOW, THEREFORE, THE CITY COUNCIL OF THE CITY OF CULVER CITY,
19 CALIFORNIA, RESOLVES AS FOLLOWS:
20
21

22 ...

23 ...

24 ...

25 ...

1. The appropriations limit for fiscal year 2016-2017 is hereby established as \$99,638,591 in accordance with Article XIII B of the State Constitution as more fully described in Exhibit "A", attached hereto and incorporated herein.

APPROVED and ADOPTED this _____ day of _____, 2016.

JIM B. CLARKE, Mayor
City of Culver City, California

ATTEST:

APPROVED AS TO FORM:

MARTIN R. COLE, City Clerk


CAROL A. SCHWAB, City Attorney

A16-00449

EXHIBIT A**ANALYSIS OF EFFECT OF APPROPRIATIONS LIMIT ON ESTIMATED REVENUE****FISCAL YEAR 2016-2017**

Proposed Estimated Revenues for FY 2016-2017		<u>\$ 222,523,334</u>
Less Estimated Revenues for		
Enterprise Funds	\$ 53,932,328	
Internal Service Funds	<u>18,564,063</u>	<u>(72,496,391)</u>
Total Governmental Type Funds		150,026,943
Less Estimated Revenues not derived from the Proceeds of Taxes (see Schedule I)		<u>(62,526,138)</u>
Total Estimated Revenues derived from the Proceeds of Taxes (see Schedule I)		\$ 87,500,805
Less Voter Approved Indebtedness		0
Less Qualified Capital Outlay		(14,475,527)
Less Federal Mandates:		
PARS	81,908	
FLSA-Fire	<u>506,652</u>	<u>(588,560)</u>
Estimated Revenues subject to Appropriations Limit		\$ 72,436,718
Appropriations Limit FY 2016-2017 (Exhibit B)		<u>99,638,591</u>
Amount Under Limit		<u><u>\$ 27,201,873</u></u>

EXHIBIT B**2016-2017 APPROPRIATIONS LIMIT**

1.	FY 2015-2016 Appropriations Limit	\$ 93,996,702
2.	2016-2017 Change in Per Capita Personal Income:	5.37%
3.	2016-2017 Change in Population:	0.60%
4.	Ratio of Change: $(1.0537 \times 1.0060)^*$	<u>1.0600</u>
5.	FY 2016-2017 Appropriations Limit	<u><u>\$ 99,638,591</u></u>

* Multiply FY 2015-2016 appropriations limit by the product of the percentage change in the California per capital personal income figure $([5.37 + 100]/100 = 1.0537)$ times the percentage change in the Culver City population $([0.60 + 100]/100 = 1.0060)$ as provided by the Department of Finance.

SCHEDULE I**ANALYSIS OF ESTIMATED REVENUES****FISCAL YEAR 2016-2017**

<u>REVENUE</u>	<u>PROCEEDS OF TAXES</u>	<u>NON-PROCEEDS OF TAXES</u>
<u>GOVERNMENTAL TYPE FUNDS</u>		
<u>GENERAL FUND</u>		
PROPERTY TAXES	\$ 6,099,000	-
OTHER TAXES:		
Sales Tax	30,628,000	-
Public Safety Sales Tax	383,000	-
Transient Occupancy Tax	7,210,000	-
Franchise Tax	-	\$ 1,525,000
Business License Tax	12,281,000	-
Real Property Transfer Tax	1,500,000	-
Utility User Tax	14,974,000	-
Com/Ind Development Tax	900,000	-
TOTAL OTHER TAXES	\$ 67,876,000	\$ 1,525,000
LICENSES AND PERMITS	-	3,810,000
FINES, FORFEITURES AND PENALTIES	-	4,617,000
USE OF MONEY AND PROPERTY	-	714,000
CHARGES FOR CURRENT SERVICE	-	8,524,000
INTER FUND/DEPARTMENTAL	-	4,270,000
INTERGOVERNMENTAL	4,273,000	
OTHER REVENUE	-	400,000
TOTAL GENERAL FUND BEFORE INTEREST	\$ 78,248,000	\$ 23,860,000
PERCENT	76.6%	23.4%
INTEREST	172,423	52,577
TOTAL GENERAL FUND	\$ 78,420,423	\$ 23,912,577

SCHEDULE I**ANALYSIS OF ESTIMATED REVENUES****FISCAL YEAR 2016-2017**

	PROCEEDS OF TAXES	NON-PROCEEDS OF TAXES
GRANTS OPERATING FUND	-	\$ 1,212,008
BUILDING SURCHARGE FUND	-	171,500
SECTION 8 FUND	-	1,826,300
PROP A LOCAL RETURN	-	715,501
PROP C LOCAL RETURN	-	351,500
SPECIAL GAS FUND	-	826,600
PARK FACILITIES	-	42,500
CAPITAL IMPROVEMENT AND ACQUISITION	-	5,075,000
CDBG BLOCK GRANT FUNDS	-	191,069
ART IN PUBLIC PLACES	-	201,750
LANDSCAPE MAINTENANCE DISTRICT	-	84,533
PARKING AUTHORITY	-	6,484,000
URBAN RUNOFF MITIGATION	-	850,500
HOUSING AUTHORITY	-	122,000
SUCCESSOR AGENCY	-	20,231,142
MEASURE R FUNDS	-	227,658
GRAND TOTAL	\$ 78,420,423	\$ 62,526,138

RESOLUTION NO. 2016-R_____

A RESOLUTION OF THE CITY COUNCIL OF THE CITY OF CULVER CITY, CALIFORNIA, APPROVING THE MUNICIPAL BUDGET FOR THE FISCAL YEAR 2016-2017 AFTER PUBLIC HEARING HELD PURSUANT TO THE PROVISIONS OF THE CITY CHARTER.

WHEREAS, the various departments and offices of the City of Culver City have submitted their proposed budget for the fiscal year 2016-2017;

WHEREAS, conferences have been held with all departments and offices relative to their requests and the City Manager has made his recommendations in connection therewith to the City Council; and

WHEREAS, these budgets have been consolidated into a preliminary 2016-2017 municipal budget ("Preliminary Budget"); and

WHEREAS, the City Council has considered the recommendations of the City Manager, and has proposed adjustments in the 2016-2017 Preliminary Budget as shown in Exhibits "A," "B," "C," "D," "E," "F," and "G" attached hereto and incorporated herein; and

WHEREAS, pursuant to the City Charter, a public hearing on the budget was duly held at the regular meeting of the City Council on Monday, June 13, 2016; and

WHEREAS, at the conclusion of the hearing the City Council further considered the Preliminary Budget as amended.

NOW, THEREFORE, the City Council of the City of Culver City, California, DOES HEREBY RESOLVE as follows:

1. The proposed 2016-2017 budget, entitled "City of Culver City Proposed 2016-2017 Budget" on file in the Office of the City Clerk, as amended by Exhibits "A," "B," "C," "D," "E," "F," and "G" attached thereto and incorporated herein, is hereby adopted as the General Municipal Budget for the fiscal year 2016-2017.

1 2. The City Clerk is directed to maintain three copies of the General
2 Municipal Budget on file at all times for inspection by the public.

3 3. The 2016-2017 capital improvement budget (CIB) is modified to
4 accommodate the release of appropriations from certain projects to CIB fund balances.
5 Such amounts will be determined upon the closing of the City's books for 2015-2016.

6 4. The actual account balances as of June 30, 2016, for the Capital
7 Improvement Projects shall be rebudgeted in the fiscal year 2016-2017 budget. Estimates
8 of resulting "carry-over" amounts are attached hereto as Exhibit "E". In addition, Grants
9 or reimbursements for the costs of the rebudgeted capital projects will also be rebudgeted
10 in fiscal year 2016-2017 and attached hereto as Exhibit "E".

11 5. The actual account balances as of June 30, 2016 for Bond funded
12 projects shall be re-budgeted in the fiscal year 2016-2017 budget with the approval of the
13 City Manager or his/her designee.

14 6. Work programs in the published adopted budget and work program
15 and workload status performance indicators have been revised to reflect necessary
16 updates and direction from the City Council on May 16 and May 17, 2016.

17 7. The adopted budget shall be administered in accordance with the
18 guidelines contained in the City of Culver City's Budget Development and Administration
19 Policy.

20 8. City staff members are authorized hereunder to proceed with the
21 acquisition of equipment detailed on Exhibit "F" without further City Council approval,
22 provided the total purchase price for each item, including sales tax, delivery charges, and
23 any modifications charges do not exceed the budgeted appropriation for that item.

24 9. The City Manager or his/her designee is authorized hereunder to
25 proceed with purchases of goods and services under Blanket Purchase Orders for
26 vendors identified in Exhibit "G" provided the total cost for goods and services procured
27 under each Blanket Purchase Order does not exceed the "not-to-exceed" amount
28

1 identified in Exhibit "G". The Purchasing Officer is authorized hereunder to increase each
2 Blanket Purchase Order identified in Exhibit "G" in an amount not to exceed the
3 Purchasing Officer's purchasing authority of \$30,000 per Blanket Purchase Order.

4
5 APPROVED and ADOPTED this _____ day of _____, 2016.
6

7
8 _____
JIM B. CLARKE, Mayor
City of Culver City, California
9

10 ATTEST:

APPROVED AS TO FORM:

11
12 _____
MARTIN R. COLE, City Clerk

13 
CAROL A. SCHWAB, City Attorney
for

14
15
16
17
18
19
20
21
22
23
24
25
26
27
28
A16-00448

1 **RESOLUTION NO. 2016-SA_____**

2
3 A RESOLUTION OF THE BOARD OF THE SUCCESSOR
4 AGENCY TO THE CULVER CITY REDEVELOPMENT
5 AGENCY, APPROVING THE SUCCESSOR AGENCY TO
6 THE CULVER CITY REDEVELOPMENT AGENCY BUDGET
7 FOR THE FISCAL YEAR 2016-2017.

8 WHEREAS, on May 9, 2016, staff presented the proposed Annual
9 Successor Agency to the Culver City Redevelopment Agency ("Successor Agency")
10 budget for Fiscal Year 2016-2017 to the Successor Agency Board; and

11 WHEREAS, a public hearing on the Successor Agency budget was duly
12 held at the regular meeting of the Successor Agency on Monday, June 13, 2016; and

13 WHEREAS, the budget includes funding for Successor Agency
14 administration, debt service and projects; and

15 WHEREAS, the proposed budget appropriates funds for expenditures
16 totaling approximately \$22,411,642 million in Fiscal Year 2016-2017.

17 NOW, THEREFORE, the Successor Agency Board DOES HEREBY
18 RESOLVE as follows:

19 1. The proposed 2016-2017 budget, included in the "City of Culver City
20 Proposed Fiscal Year 2016-2017 Budget" on file with the Successor Agency Secretary,
21 as amended by Exhibit "A", attached thereto and incorporated herein, is hereby adopted
22 as the Successor Agency Budget for Fiscal Year 2016-2017.

23 2. Work programs in the published adopted budget may be revised, if
24 necessary, to reflect updates and direction from the Successor Agency Board on June
25 13, 2016.

26 3. Unencumbered account balances may be carried over and re-
27 budgeted in Fiscal Year 2016-17 with approval of the Executive Director or his/her
28 designee.

4. Budget appropriations may be transferred to or from one object, item or purpose to another within a project or program with the approval of the Executive Director, Assistant Executive Director or his/her designee.

5. Budget appropriations may also be transferred from one project or program to another with the approval of the Executive Director or his/her designee.

6. The Executive Director or his/her designee is authorized to increase an appropriation for a project or program when there is an associated revenue that is equal to or greater than the appropriation, such as grant financed projects or programs or appropriations which will be reimbursed by an applicant or other agency.

7. The Executive Director or his/her designee is authorized to increase appropriations in excess of \$30,000 to cover contract costs (such as reimbursable planning services), which will be reimbursed by an applicant.

8. The Executive Director or his/her designee is authorized to increase appropriations in excess of \$30,000 to cover contract costs incurred in connection with tax audits that are incurred on a contingency fee basis.

9. All other appropriation adjustment requests not exceeding \$30,000 per adjustment may also be made with the approval of the Executive Director or his/her designee. Except as otherwise provided, appropriation transfer requests in excess of \$30,000 may not be made without prior approval of the Successor Agency Board.

APPROVED and ADOPTED this _____ day of _____, 2016.

JIM B. CLARKE, Chair
Successor Agency to the Culver City
Redevelopment Agency

ATTEST:

APPROVED AS TO FORM:

MARTIN R. COLE, Secretary

CAROL A. SCHWAB, Successor Agency
Counsel

A16-00447

A RESOLUTION OF THE BOARD OF THE CULVER CITY
PARAKING AUTHORITY, APPROVING THE PARKING
AUTHORITY BUDGET FOR THE FISCAL YEAR 2016-2017.

WHEREAS, a public hearing on the Parking Authority budget was duly held at the regular meeting of the Parking Authority on Monday, June 13, 2016; and

WHEREAS, the proposed budget appropriates funds for expenditures totaling approximately \$6,270,361 in Fiscal Year 2016-2017 for Parking Authority operations.

1. The proposed 2016-2017 budget, included in the "City of Culver City Proposed Fiscal Year 2016-2017 Budget" on file with the Parking Authority Secretary, as amended by Exhibit "A", attached thereto and incorporated herein, is hereby adopted as the Culver City Parking Authority Budget for Fiscal Year 2016-2017.

///

///

///

///

3. The adopted budget shall be administered in accordance with the guidelines contained in the City of Culver City's Budget Development and Administration Policy.


APPROVED and ADOPTED this _____ day of _____, 2016.

JIM B. CLARKE, Chair
Culver City Parking Authority

ATTEST:

APPROVED AS TO FORM:

MARTIN R. COLE, Secretary



CAROL A. SCHWAB, Parking Authority
Counsel

A16-00446

RESOLUTION NO. 2016-HA_____

A RESOLUTION OF THE BOARD OF THE CULVER CITY
HOUSING AUTHORITY, APPROVING THE HOUSING
AUTHORITY BUDGET FOR THE FISCAL YEAR 2016-2017.

WHEREAS, on May 9, 2016, staff presented the proposed Annual Housing Authority budget for Fiscal Year 2016-2017 to the Housing Authority Board; and

WHEREAS, a public hearing on the Housing Authority budget was duly held at the regular meeting of the Housing Authority on Monday, June 13, 2016; and

WHEREAS, the budget includes funding for Housing Authority administration, programs, and projects; and

WHEREAS, the proposed budget appropriates funds for expenditures totaling approximately \$1,128,827 million in Fiscal Year 2016-2017.

NOW, THEREFORE, the Housing Authority Board DOES HEREBY
RESOLVE as follows:

1. The proposed 2016-2017 budget, included in the "City of Culver City Proposed Fiscal Year 2016-2017 Budget" on file with the Housing Authority Secretary, as amended by Exhibit "A", attached thereto and incorporated herein, is hereby adopted as the Culver City Housing Authority Budget for Fiscal Year 2016-2017.

2. The planning and administrative expenses provided in the budget to be made from former Low and Moderate Income Housing Funds are necessary for the production, improvement, and/or preservation of low and moderate income housing.

3. Work programs in the published adopted budget may be revised, if necessary, to reflect updates and direction from the Housing Authority Board on June 13, 2016.

4. The adopted budget shall be administered in accordance with the guidelines contained in the City of Culver City's Budget Development and Administration Policy.

APPROVED and ADOPTED this _____ day of _____, 2016.

JIM B. CLARKE, Chair
Culver City Housing Authority

ATTEST:

APPROVED AS TO FORM:

MARTIN R. COLE, Secretary



CAROL A. SCHWAB, Housing Authority
Counsel

A16-00445

CITY OF CULVER CITY				
ADJUSTMENTS TO PROPOSED BUDGET				
FISCAL YEAR 2016-17				
As of 6/13/16				
GENERAL FUND EXPENDITURES (FUND 101)				
		Fiscal 2016-17		
	Proposed General Fund Appropriation for FY 2016-17	\$ 111,801,625		
	Description	Proposed Budget Amount	Revised Budget Amount	Add/(Reduced) Amount
1.	Update of Employee Recognition (517850) Amounts based on position changes: 10111100 (\$44); 10114100 (\$27); 10130100 (\$100); 10140100 (\$211); 10145100 (\$311); 10150100 (\$51); 10160100 (\$350).	15,473	16,567	1,094
2.	Reallocation of funding: Reduce City Attorney (10113100) Regular Salaries-411100 by \$58,128; increase 435100 by \$52,865; increase 437000 by \$1,700; increase 437500 by \$3,075; increase 438500 by \$488. No net new funding.	-	-	-
3.	Reallocate funding (\$62,360) from 10145600-Fire Prevention to 10150150-Building Safety. No net new funding.	-	-	-
4.	Additional 7% for recommended reclassified Director of Administrative Services position. (75% General Fund, 25% Self-Insurance Fund)	196,400	210,650	14,250
5.	Reallocation of funding from 10140200 to 10124300 for to (2) IS Analysts positions, and 0.50 of new requested IT managerial position. No new net funding	-	-	-
6.	Reclassification of funding from Fund 412 for 0.4 of two (2) Sr. Computer Programmer positions.	-	58,519	58,519
7.	Reallocation of funding from 10140200 to 10124100 for 0.50 of new requested IT managerial position. No new net funding.	-	-	-
8.	Reallocation of funding from 10140200.550110-Uniforms to 10140200.514800-Public Safety Equipment. No new net funding.	-	-	-
				-
	Subtotal of changes	211,873	285,736	73,863
	Revised General Fund Appropriation for FY 2016-17	\$ 111,875,488		

CITY OF CULVER CITY
ADJUSTMENTS TO PROPOSED BUDGET
FISCAL YEAR 2016-17

As of 6/13/16

TRANSPORTATION FUND EXPENDITURES (FUND 203)**Fiscal 2016-17**

Proposed Transit Fund Expenditure Estimates for FY 2016-17		\$ 28,808,975		
	Description	Proposed Budget Estimate Amount	Revised Budget Estimate Amount	Add/(Reduced) Amount
1.	Update of Employee Recognition (517850) Amounts based on position changes: 20370100 (\$100).	4,605	4,705	100
2.	Eliminate request for CNG Tank Replacements for six (6) buses (will occur in FY 15/16).	252,000	-	(252,000)
3.	Reduce Appropriation to 20370200.600800	2,100,000	1,450,000	(650,000)
Subtotal of changes		\$ 2,356,605	\$ 1,454,705	\$ (901,900)
Revised Transit Fund Expenditure Estimates for FY 2016-17		\$ 27,907,075		

EQUIPMENT REPLACEMENT FUND EXPENDITURES (FUND 307)**Fiscal 2016-17**

Proposed Equipment Replacement Fund Appropriation for FY 2016-17		\$ 1,092,988		
	Description	Proposed Budget Amount	Revised Budget Amount	Add/(Reduced) Amount
1.	Increase request for Purchase of Unit #3099, CNG Rear-Loader.	-	41,000	41,000
2.	Increase request for Purchase of Unit #3617, Ford F450 Altec Aerial Lift Truck.	-	40,000	40,000
3.	Add Unit 1571 for recommended replacement	-	43,500	43,500
Subtotal of changes		-	124,500	124,500
Revised Equipment Replacement Fund Appropriation for FY 2016-17		\$ 1,217,488		

EQUIPMENT MAINTENANCE FUND EXPENDITURES (FUND 308)**Fiscal 2016-17**

Proposed Equipment Maintenance Fund Appropriation for FY 2016-17		\$ 8,194,601		
	Description	Proposed Budget Amount	Revised Budget Amount	Add/(Reduced) Amount
1.	Update of Employee Recognition (517850) Amounts based on position changes: 30870400 (\$30)	1,140	1,170	30
Subtotal of changes		1,140	1,170	30
Revised Equipment Maintenance Fund Appropriation for FY 2016-17		\$ 8,194,631		

CITY OF CULVER CITY				
ADJUSTMENTS TO PROPOSED BUDGET				
FISCAL YEAR 2016-17				
As of 6/13/16				
SELF-INSURANCE FUND EXPENDITURES (FUND 309)				
		Fiscal 2016-17		
Proposed Self-Insurance Fund Appropriation for FY 2016-17		\$ 6,765,919		
	Description	Proposed Budget Amount	Revised Budget Amount	Add/(Reduced) Amount
1.	Additional 7% for recommended reclassified Director of Administrative Services position. (75% General Fund, 25% Self-Insurance Fund)	63,300	68,050	4,750
				-
	Subtotal of changes	63,300	68,050	4,750
Revised Self-Insurance Fund Appropriation for FY 2016-17		\$ 6,770,669		
BUILDING SURCHARGE FUND EXPENDITURES (FUND 412)				
		Fiscal 2016-17		
Proposed Building Surcharge Fund Appropriation for FY 2016-17		\$ 230,005		
	Description	Proposed Budget Amount	Revised Budget Amount	Add/(Reduced) Amount
1.	Increase funding for Sr. Computer Programmer Analyst added at FY 15/16 mid-year.	-	78,915	78,915
				-
	Subtotal of changes	-	78,915	78,915
Revised Building Surcharge Fund Appropriation for FY 2016-17		\$ 308,920		
ARTS IN PUBLIC PLACES FUND EXPENDITURES (FUND 413)				
		Fiscal 2016-17		
Proposed Arts in Public Places Fund Appropriation for FY 2016-17		\$ 210,500		
	Description	Proposed Budget Amount	Revised Budget Amount	Add/(Reduced) Amount
1.	Increase appropriation for Project PO005 - Public Art for Washington/National TOD Gateway	-	300,000	300,000
2.	Increase appropriation for Project PZ-896 - Town Plaza Expansion	-	122,898	122,898
				-
	Subtotal of changes	-	422,898	422,898
Revised Arts in Public Places Fund Appropriation for FY 2016-17		\$ 633,398		

ATTACHMENT FOR BUDGET RESOLUTION
EXHIBIT A
CITY OF CULVER CITY
REVENUES AND EXPENDITURES BY FUND
FISCAL YEAR 2016-17

ATTACHMENT 7

	APPROPRIABLE FUND BALANCE July 1, 2016	ESTIMATED REVENUE 2016-17	ESTIMATED TRANSFERS IN	ESTIMATED EXPENDITURES 2016-17	ESTIMATED TRANSFERS OUT	ESTIMATED APPROPRIABLE June 30, 2017	ESTIMATED CHANGE IN FUND BALANCE
GENERAL FUND							
101 GENERAL FUND	53,354,000	101,892,175	2,180,000	106,270,797	5,604,691	45,550,687	(7,803,313)
TOTAL GENERAL FUND	53,354,000	101,892,175	2,180,000	106,270,797	5,604,691	45,550,687	(7,803,313)
SPECIAL REVENUE FUNDS							
412 BUILDING SURCHARGE	348,021	171,500	0	308,920	0	210,601	(137,420)
413 ARTS IN PUBLIC PLACES	1,561,100	201,750	0	633,398	0	1,129,452	(431,648)
414 OPERATING GRANTS	(201,096)	927,210	244,711	1,171,321	0	(200,496)	600
427 CDBG GRANT	0	28,814	0	28,746	0	68	68
415 PROP A LOCAL RETURN	943,665	715,501	0	0	741,499	917,667	(25,998)
416 ASSET SEIZURE	1,190,080	1,500	0	494,775	0	696,805	(493,275)
424 PROP C LOCAL RETURN	1,051,706	351,500	0	0	411,020	992,186	(59,520)
426 SECTION 8 HOUSING	1,218,199	1,826,300	0	2,008,744	0	1,035,755	(182,444)
434 URBAN RUNOFF MITIGATION	6,000,000	3,500	847,000	1,406,552	0	5,443,948	(556,052)
475 CC PARKING AUTHORITY	569,733	3,034,000	3,450,000	5,190,361	1,080,000	783,372	213,639
476 CC HOUSING AUTHORITY	1,149,998	122,000	0	728,827	400,000	143,171	(1,006,827)
481 ECON DEV PROGS	3,450,504	0	0	0	3,450,000	504	(3,450,000)
485 COOP AGRMNT-UNRESTRICTED	6,415,017	0	0	0	0	6,415,017	0
TOTAL SPEC REVENUE FUNDS	23,696,927	7,383,575	4,541,711	11,971,644	6,082,519	17,568,050	(6,128,877)
ENTERPRISE/USER FEE FUNDS							
202 REFUSE FUND*	1,634,059	12,496,375	0	13,499,850	0	630,584	(1,003,475)
203 BUS FUND**	5,705,622	29,639,325	1,196,128	27,607,075	300,000	8,634,000	2,928,378
204 SEWER FUND***	17,117,458	10,595,500	0	10,490,751	0	17,222,207	104,749
205 MUNICIPAL FIBER NETWORK	9,000,000	5,000	0	1,500,000	0	7,505,000	(1,495,000)
425 SPECIAL ASSESSMENT & DIST	289,448	84,533	0	105,315	0	268,666	(20,782)
TOTAL ENTERPRISE	33,746,587	52,820,733	1,196,128	53,202,991	300,000	34,260,457	513,870
CAPITAL FUNDS							
417 NEW DEV IMPACT FEE	286,776	3,000	0	0	0	289,776	3,000
418 SPECIAL GAS TAX	1,461,519	826,600	0	419,000	400,000	1,469,119	7,600
419 PARK FACILITIES	282,869	42,500	0	48,412	0	276,957	(5,912)
420 CAPITAL IMPV/ACQ (I & A)	3,722,666	375,000	4,700,000	5,650,000	0	3,147,666	(575,000)
421 PARKING IMPROVEMENT	1,682,541	0	0	0	0	1,682,541	0
423 GRANTS CAPITAL (CIP)	545,838	7,376,794	0	7,128,073	0	794,559	248,721
428 CDBG GRANT-CAPITAL	244,159	162,255	0	162,255	0	244,159	0
431 MEASURE R	245,342	227,658	0	226,658	230,629	15,713	(229,629)
432 CAPITAL GRANT FUND	26,309	0	0	0	0	26,309	0
486 COOP AGRMNT-1999 BONDS	15,686	0	0	0	0	15,686	0
486 COOP AGRMNT-1999 BONDS	20,973	0	0	0	0	20,973	0
487 COOP AGRMNT-2002 BONDS	156,815	0	0	0	0	156,815	0
TOTAL CAPITAL FUNDS	8,691,493	9,013,807	4,700,000	13,634,398	630,629	8,140,273	(551,220)
INTERNAL SERVICE FUNDS							
307 EQUIP. REPLACEMENT	8,438,462	1,451,968	0	1,217,488	0	8,672,942	234,480
308 EQUIP. MAINT	1,064,317	8,352,095	0	8,194,631	0	1,221,781	157,464
309 SELF INSURANCE	9,296,488	7,010,000	0	6,770,669	0	9,535,819	239,331
310 CENTRAL STORES	0	1,750,000	0	1,750,000	0	0	0
TOTAL INTERNAL SVCS	18,799,267	18,564,063	0	17,932,788	0	19,430,542	631,275
OTHER							
550 CC SUCCESSION AGY RDA	10,801,433	20,231,142	0	22,411,642	0	8,620,933	(2,180,500)
TOTAL OTHER	10,801,433	20,231,142	0	22,411,642	0	8,620,933	(2,180,500)
TOTAL BUDGET BEFORE ADJUSTMENTS	149,089,707	209,905,495	12,617,839	225,424,260	12,617,839	133,570,942	(15,518,765)
LESS INTERNAL SVCS	18,799,267	18,564,063	0	17,932,788	0	19,430,542	631,275
TOTAL BUDGET	130,290,440	191,341,432	12,617,839	207,491,472	12,617,839	114,140,400	(16,150,040)

* Refuse Expenditures include a budgeted depreciation amount of \$514,980, which when excluded increases the ending fund balance.

** Transit Expenditures include a budgeted depreciation amount of \$2,800,000, which when excluded increases the ending fund balance.

*** Sewer Expenditures include a budgeted depreciation amount of \$1,022,730, which when excluded increases the ending fund balance.

ATTACHMENT FOR BUDGET RESOLUTION
EXHIBIT B
CITY OF CULVER CITY
SUMMARY OF REVENUES
FISCAL 2016-17

ATTACHMENT 8

	PROPOSED 2016-17	ADDITIONS/ REDUCTIONS FROM BUDGET MEETINGS	WITH CHANGE/ CORRECTIONS 2016-17	COMMENTS
<u>GENERAL FUND</u>				
PROPERTY TAX	6,099,000		6,099,000	
SALES TAX	21,145,000		21,145,000	
SALES TAX-MEASURE Y	9,304,000		9,304,000	
PUBLIC SAFETY SALES TAX	383,000		383,000	
BUSINESS LICENSE TAX	12,213,000		12,213,000	
FRANCHISE TAX	1,525,000		1,525,000	
REAL PROP TRANS TAX	1,500,000		1,500,000	
UTILITY TAXES	14,897,000		14,897,000	
TRANS OCC TAX	7,210,000		7,210,000	
COM/IND DEV TAX	900,000		900,000	
LICENSES AND PERMITS	3,955,270		3,955,270	
INTERGOVERNMENTAL	4,328,380		4,328,380	
CHARGES FOR SERVICES	8,342,564		8,342,564	
FINES AND FORFEITS	4,378,000		4,378,000	
USE OF MONEY & PROPERTY	834,480		834,480	
OTHER REVENUES	310,750		310,750	
OTHER	6,746,731		6,746,731	
TOTAL GENERAL FUND	104,072,175		104,072,175	
<u>SPECIAL REVENUE FUNDS</u>				
BUILDING SURCHARGE	171,500		171,500	
GRANTS OPERATING FUND	1,171,921		1,171,921	
CDBG OPERATING GRANT FUND	28,814		28,814	
PROP A LOCAL RETURN FUND	715,501		715,501	
PROP C LOCAL RETURN FUND	351,500		351,500	
ASSET SEIZURES FUND	1,500		1,500	
SECTION 8 HOUSING	1,826,300		1,826,300	
URBAN RUNOFF MITIGATION FUND	850,500		850,500	
CC PARKING AUTHORITY	6,484,000		6,484,000	
CC HOUSING AUTHORITY	122,000		122,000	
TOTAL SPECIAL REVENUE FUNDS	11,723,536		11,723,536	
<u>ENTERPRISE FUNDS</u>				
REFUSE FUNDS	12,496,375		12,496,375	
MUNICIPAL BUS	30,835,453		30,835,453	
SEWER FUND	10,595,500		10,595,500	
MUNICIPAL FIBER NETWORK	5,000		5,000	
SPECIAL ASSESSMENT & DIST	84,533		84,533	
TOTAL ENTERPRISE FUNDS	54,016,861		54,016,861	

ATTACHMENT FOR BUDGET RESOLUTION
EXHIBIT B
CITY OF CULVER CITY
SUMMARY OF REVENUES
FISCAL 2016-17

ATTACHMENT 8

	PROPOSED 2016-17	ADDITIONS/ REDUCTIONS FROM BUDGET MEETINGS	WITH CHANGE/ CORRECTIONS 2016-17	COMMENTS
<u>CAPITAL IMPROVEMENT FUNDS</u>				
ARTS IN PUBLIC PLACES	201,750		201,750	
NEW DEV. IMPACT FEE FUND	3,000		3,000	
SPECIAL GAS TAX FUND	826,600		826,600	
PARK FACILITIES FUND	42,500		42,500	
CAPITAL IMPV/ACQ FUND	5,075,000		5,075,000	
GRANTS CAPITAL FUND	7,376,794		7,376,794	
CDBG CAPITAL GRANT FUND	162,255		162,255	
MEASURE R FUND	227,658		227,658	
TOTAL CAPITAL IMPROVEMENT FUNDS	13,915,557		13,915,557	
<u>INTERNAL SERVICE FUNDS</u>				
EQUIPMENT REPLACEMENT	1,451,968		1,451,968	
EQUIPMENT MAINTENANCE	8,352,095		8,352,095	
SELF INSURANCE	7,010,000		7,010,000	
STORES	1,750,000		1,750,000	
TOTAL INTERNAL SERVICE FUNDS	18,564,063		18,564,063	
CC SUCESSOR AGENCY FUNDS TOTAL	20,231,142		20,231,142	
TOTAL OPERATING AND CIP FUNDS	222,523,334		222,523,334	
LESS: INTERNAL SERVICE FUNDS	18,564,063		18,564,063	
TOTAL BUDGET	203,959,271		203,959,271	

EXHIBIT C
CITY OF CULVER CITY
RECAP OF APPROPRIATION BY DEPARTMENT
FISCAL YEAR 2016-17

	PROPOSED BUDGET 2016-17	ADDITIONS/ REDUCTIONS FROM BUDGET MEETINGS	WITH CHANGES/ CORRECTIONS 2016-17	COMMENTS
<u>GENERAL FUND</u>				
GENERAL GOVERNMENT				
CITY COUNCIL	199,406		199,406	
CITY MANAGER	1,206,863		1,206,863	
CITY CLERK	775,446	44	775,490	Update for Employee Recognition
CITY ATTORNEY	2,282,675		2,282,675	
FINANCE	5,110,476	27	5,110,503	Update for Employee Recognition
NON-DEPARTMENTAL	4,481,948		4,481,948	
NON-DEPARTMENTAL <i>(excess approp.)</i>	(1,633,400)		(1,633,400)	
HUMAN RESOURCES	1,297,916	14,250	1,312,166	Adjustment for reclass to Director of Administrative Services
INFORMATION TECH	3,676,655	358,827	4,035,482	Transfer of two IT Analysts and one Systems Support Manager from Police Department (\$300,308); Reallocation of two Sr. Computer Programmer positions from Fund 412-Building Surcharge (\$58,519)
TOTAL GENERAL GOVERNMENT	17,397,985	373,148	17,771,133	Update for Employee Recognition
PARKS, REC. & COMMUNITY SVCS	8,565,680	100	8,565,780	Update for Employee Recognition
POLICE DEPARTMENT	37,620,140	(300,097)	37,320,043	Update for Employee Recognition (\$211); Transfer out of two IT Analysts and one Systems Support Manager to Information Technology Department (-\$300,308)
FIRE DEPARTMENT	22,331,695	(62,049)	22,269,646	Update for Employee Recognition (\$311); Reallocation of funding to Community Development Department (-\$62,360)
COMMUNITY DEVELOPMENT	8,808,970	62,411	8,871,381	Update for Employee Recognition (\$51); Reallocation of funding from Fire Department (\$62,360)
PUBLIC WORKS	11,472,464	350	11,472,814	Update for Employee Recognition
Transfers	5,604,691		5,604,691	
TOTAL GENERAL FUND	111,801,625	73,863	111,875,488	

EXHIBIT C
CITY OF CULVER CITY
RECAP OF APPROPRIATION BY DEPARTMENT
FISCAL YEAR 2016-17

	PROPOSED BUDGET 2016-17	ADDITIONS/ REDUCTIONS FROM BUDGET MEETINGS	WITH CHANGES/ CORRECTIONS 2016-17	COMMENTS
<u>SPECIAL REVENUE FUNDS</u>				
TOTAL BUILDING SURCHARGE	230,005	78,915	308,920	Sr. Computer Programmer Analyst position PO005-Public Art for Washington/National TOD Gateway (\$300,000); PZ896-Town Plaza Expansion
TOTAL PUBLIC ARTS FUND	210,500	422,898	633,398	
TOTAL GRANTS	1,171,321		1,171,321	
TOTAL CDBG-OPERATING	28,746		28,746	
TOTAL SEC. 8 FUND	2,008,744		2,008,744	
TOTAL PROP A FUND	741,499		741,499	
TOTAL PROP C FUND	411,020		411,020	
TOTAL ASSET SEIZURE FUND	494,775		494,775	
TOTAL CAPITAL GRANTS FUND	0		0	
TOTAL URBAN RUNOFF FUND	1,406,552		1,406,552	
TOTAL CC PARKING AUTHORITY	6,270,361		6,270,361	
TOTAL CC HOUSING AUTHORITY	1,128,827		1,128,827	
TOTAL ECON DEV PROGS	3,450,000		3,450,000	
TOTAL SPECIAL REVENUE FUNDS	17,552,350	501,813	18,054,163	
<u>ENTERPRISE AND USER FEE FUNDS **</u>				
TOTAL REFUSE	13,499,850		13,499,850	Update of Employee Recognition (\$100); Reduction for CNG Tank Replacements (-\$252,000); Reduction of appropriation to 600800 (-\$650,000)
TOTAL TRANSIT	28,808,975	(901,900)	27,907,075	
TOTAL SEWER NETWORK	10,490,751 1,500,000		10,490,751 1,500,000	
TOTAL LANDSCAPE	105,315		105,315	
TOTAL ENTERPRISE	54,404,891	(901,900)	53,502,991	

EXHIBIT C
CITY OF CULVER CITY
RECAP OF APPROPRIATION BY DEPARTMENT
FISCAL YEAR 2016-17

	PROPOSED BUDGET 2016-17	ADDITIONS/ REDUCTIONS FROM BUDGET MEETINGS	WITH CHANGES/ CORRECTIONS 2016-17	COMMENTS
CAPITAL IMPROVEMENT FUNDS	14,265,027		14,265,027	
INTERNAL SERVICE FUNDS	17,803,508	129,280	17,932,788	Additional funding for purchase of approved replacement vehicles (\$124,500); Update of Employee Recognition (\$30); Adjustment for reclass to Director of Administrative Services (\$4,750)
SUCCESSOR AGENCY FUNDS	22,411,642		22,411,642	
TOTAL BUDGET BEFORE ADJ.	238,239,043	(196,944)	238,042,099	
LESS INTERNAL SERVICE FUND	17,803,508	129,280	17,932,788	
TOTAL BUDGET	220,435,535	(326,224)	220,109,311	

* The adjusted Budget equals the adopted budget plus any unspent carryovers and/or encumbrances and any budget changes made throughout the year.

** Includes appropriations for capital improvement projects only funded by Enterprise funds.

EXHIBIT D
CITY OF CULVER CITY
COMPARISON OF PERSONNEL POSITION ALLOCATIONS
FISCAL YEAR 2016-17

<u>DIV NO.</u>	<u>DIVISION NAME</u>	2016-17 PROPOSED	ADDITIONS/ REDUCTIONS FROM BUDGET MEETINGS	PROPOSED WITH CHANGES/ CORRECTIONS 2016-17	COMMENTS
GENERAL FUND					
<u>GENERAL GOVERNMENT</u>					
10110000	CITY COUNCIL	5.00		5.00	
10110100	CITY MANAGER	5.00		5.00	
10111100	CITY CLERK	2.95		2.95	
10113100	CITY ATTORNEY	5.65		5.65	
10114100	FINANCE ADMIN. & BUDGET	4.50		4.50	
10114200	GENERAL ACCOUNTING	4.00		4.00	
10114300	ACCOUNTING OPERATIONS	7.00		7.00	
10114400	TREASURY	11.50		11.50	
10114500	PURCHASING	4.00		4.00	
10122100	HUMAN RESOURCES	6.75		6.75	
10124100	INFORMATION TECHNOLOGY	14.00		14.00	
10124200	GRAPHIC SERVICES	1.00		1.00	
10124300	PUBLIC SAFETY IT SUPPORT	2.50		2.50	
	TOTAL GENERAL GOVT.	73.85	0.00	73.85	
<u>PARKS, RECREATION AND COMMUNITY SERVICES DEPT.</u>					
10130100	ADMINISTRATION	3.00		3.00	
10130110	VETERANS MEMORIAL BUILDING	1.00		1.00	
10130200	RECREATION DIVISION	5.63		5.63	
10130220	AQUATICS	1.00		1.00	
10130300	PARKS DIVISION	15.94		15.94	
10130400	SENIOR AND SOCIAL SVCS DIVISION	4.79		4.79	
10130430	RSVP	0.90		0.90	
	TOTAL PARKS, RECREATION & COMMUNITY SERVICES	32.26	0.00	32.26	
<u>POLICE DEPARTMENT</u>					
10140100	OFC. OF THE CHIEF	3.00		3.00	
10140200	OPERATING BUREAUS	144.82		144.82	
10140300	POLICE COMMUNICATIONS	13.00		13.00	
10140400	ANIMAL CONTROL	1.00		1.00	
	TOTAL POLICE	161.82	0.00	161.82	

EXHIBIT D
CITY OF CULVER CITY
COMPARISON OF PERSONNEL POSITION ALLOCATIONS
FISCAL YEAR 2016-17

<u>DIV NO.</u>	<u>DIVISION NAME</u>	2016-17 PROPOSED	ADDITIONS/ REDUCTIONS FROM BUDGET MEETINGS	PROPOSED WITH CHANGES/ CORRECTIONS 2016-17	COMMENTS
<u>FIRE DEPARTMENT</u>					
10145100	OFC. OF THE CHIEF	3.50		3.50	
10145200	SUPPRESSION/EMG	34.98		34.98	
10145300	EMERG. MED. SVC.	23.00		23.00	
10145400	EMERG. PREPAREDNESS	1.50		1.50	
10145600	FIRE PREVENTION	5.98		5.98	
10145700	TELECOMMUNICATIONS	2.98		2.98	
	TOTAL FIRE	71.94	0.00	71.94	
<u>COMMUNITY DEVELOPMENT</u>					
10150100	COMM. DEV. ADMIN.	2.00		2.00	
10150120	ECONOMIC DEVELOPMENT	5.50		5.50	
10150150	BUILDING SAFETY	10.95		10.95	
10150200	PLANNING	7.00		7.00	
10150250	ENFORCEMENT SERVICES	6.00		6.00	
10150400	ADVANCED PLANNING	3.00		3.00	
10150500	AGNY. HOU. & REHAB.	3.00		3.00	
	TOTAL COMM. DEV.	37.45	0.00	37.45	
<u>PUBLIC WORKS</u>					
10160100	PUBLIC WORKS ADM.	3.25		3.25	
10160150	ENGINEERING	9.75		9.75	
10160200	MAINT. OPERATIONS	1.72		1.72	
10160210	STREETS	13.85		13.85	
10160220	TREE MAINTENANCE	2.00		2.00	
10160230	BUILDING MAINT.	9.50		9.50	
10160240	ELECTRICAL MAINT.	7.50		7.50	
10160250	GRAFITI ABATEMENT	3.00		3.00	
10160260	PARKING MAINT.	2.00		2.00	
10160460	ENVIRONMENTAL PROGRAMS & OPS	0.55		0.55	
	TOTAL PUBLIC WORKS	53.12	0.00	53.12	
TOTAL - GENERAL FUND EMPLOYEES		430.44	0.00	430.44	

ATTACHMENT FOR BUDGET RESOLUTION
EXHIBIT D
CITY OF CULVER CITY
COMPARISON OF PERSONNEL POSITION ALLOCATIONS
FISCAL YEAR 2016-17

ATTACHMENT 10

<u>DIV NO.</u>	<u>DIVISION NAME</u>	2016-17 PROPOSED	ADDITIONS/ REDUCTIONS FROM BUDGET MEETINGS	PROPOSED WITH CHANGES/ CORRECTIONS 2016-17	COMMENTS
GRANTS OPERATING FUND					
41430410	SR. NUTRITION PROGRAM	1.00		1.00	
41430430	R.S.V.P.	0.00		0.00	
41440230	C.O.P.S.	1.00		1.00	
41470420	PARATRANSIT	2.00		2.00	
	TOTAL GRANTS	4.00	0.00	4.00	
BUILDING SURCHARGE FUND					
41224100	INFORMATION TECHNOLOGY	1.00		1.00	
	TOTAL BUIDLING SURCHARGE FUND	1.00	0.00	1.00	
CDBG-OPERATING GRANTS					
42730440	DISABILITY SERVICES	0.31		0.31	
	TOTAL CDBG OPERATING	0.31	0.00	0.31	
SECTION 8 FUND					
42650700	SECTION 8 HOUSING	1.50		1.50	
	TOTAL SECTION 8 FUND	1.50	0.00	1.50	
ENTERPRISE AND USER FEE FUNDS					
20260400	REFUSE COLLECTION	37.29		37.29	
20260410	TRANSFER STATION	7.94		7.94	
20260430	RECYCLING	1.25		1.25	
	TOTAL REFUSE	46.48	0.00	46.48	
20370100	TRANSIT ADMIN.	6.00		6.00	
20370200	TRANSIT OPERATION	147.36		147.36	
	TOTAL TRANSIT	153.36	0.00	153.36	
20460300	SEWER MAINTENANCE	11.38		11.38	
	TOTAL SEWER	11.38	0.00	11.38	
INTERNAL SERVICE FUNDS					
30870400	EQUIPMENT MAINTENANCE	39.00		39.00	
30922200	RISK MGMT. - WORK COMP	2.25		2.25	
30913400	RISK MGMT - LIABILITY	1.35		1.35	
	TOTAL INTERNAL SVC.	42.60	0.00	42.60	
GRAND TOTAL - CITY		691.07	0.00	691.07	

ATTACHMENT FOR BUDGET RESOLUTION
EXHIBIT E
FISCAL YEAR 2016-2017
PROPOSED CAPITAL IMPROVEMENT BUDGET

ATTACHMENT 11

FUND	PROJECT	PROJECT TITLE	FY 2014-15 ACTUAL	FY 2015-16 REVISED BUDGET	FY 2015-16 ESTIMATED SPEND	FY 2016-17 PROPOSED BUDGET
202	PZ883	Sanitation Vehicle Info Systems	2,000	130,095	-	-
202	PZ948	Transfer Station Improvements	140,703	556,896	297,833	182,000
202 - REFUSE DISPOSAL FUND Total			142,703	686,991	297,833	182,000
203	PF004	City Facilities Energy Efficiencies	86,031	-	-	-
203 - MUNICIPAL BUS FUND Total			86,031	-	-	-
204	PW001	Sewer Facility Fees Update	1,233	3,768	3,768	-
204	PW002	Sanitary Sewer Master Plan Update	178,750	308,190	308,190	-
204	PZ230	Sewer Local & Emergency Repair	535,402	236,241	95,983	350,000
204	PZ521	Sewage Pump Station Improvements	109,470	231,321	82,725	-
204	PZ874	Bankfield Pump Station Sewer	137,945	3,759,654	109,653	-
204	PZ906	Priority Sewer Main Rehab	2,113,935	4,711,541	2,585,075	150,000
204	PZ918	Update Sewer User Service Charges	-	67,193	-	-
204	PZ946	Mesmer/Ovrlnd Sewer Pump Diversion	4,303	4,490,373	368,467	-
204 - SEWER ENTERPRISE FUND Total			3,081,037	13,808,281	3,553,861	500,000
205	PT003	Municipal Fiber Network	-	10,000,000	1,726,092	1,500,000
205 - MUNICIPAL FIBER NETWORK FUND Total			-	10,000,000	1,726,092	1,500,000
307	PT002	Audio/Voting Council Chambers	388,726	11,078	11,078	-
307 - EQUIPMENT REPLACEMENT FUND Total			388,726	11,078	11,078	-
309	PZ944	eDiscovery	-	150,000	65,060	-
309 - RISK MANAGEMENT FUND Total			-	150,000	65,060	-
417	PS005	Arterial Street Pavement Rehab	-	269,000	-	-
417	PZ546	Pavement Management Masterplan	77,564	17,491	400	-
417	PZ942	Sawtelle Blvd Resurfacing	-	30,000	25,881	-
417 - COMMUNITY DEVELOPMENT FUND Total			77,564	316,491	26,281	-
418	PF001	Bike Rack Installation	-	3,830	-	-
418	PF005	Slurry Seal Pavement - CDBG (ECC)	-	22,249	-	-
418	PL002	Traffic Signal at Sawtelle & Hayter	-	100,000	-	-
418	PL003	Traffic Signal Wash Bl/Cattaraugus	-	225,000	-	-
418	PS001	Concrete Street Rehabilitation	-	100,000	-	-
418	PS002	City Traffic Sign Retroreflectivity	-	103,000	-	-
418	PS003	Traffic Signal Left-Turn Phasing	-	105,000	22	-
418	PZ428	Curb, Gutter, Sidewalk Replacement	21,000	483,870	-	-
418	PZ553	Higuera Street Bridge Replacement	-	103,808	-	-
418	PZ599	Neighborhood Traffic Mgmt Program	-	272	-	-
418	PZ684	Street Light Upgrades	7,359	550,148	386,078	-
418	PZ826	Citywide Traffic Counts	-	14,975	-	-
418	PZ863	Residential Paving Program	52,993	211,792	10,460	419,000
418	PZ941	Safe Routes to School	44,847	-	-	-
418	PZ942	Sawtelle Blvd Resurfacing	-	12,500	-	-
418	PZ963	Sherbourne and McManus Sidewalk	-	15,000	-	-
418	PZ964	Higuera Bridge Ramp - Ballona Creek	-	20,000	-	-
418	PZ965	Washington Bl & Pl Bike Lane	66,365	341,020	308,500	-
418 - SPECIAL GAS TAX FUND Total			192,563	2,412,463	705,060	419,000
419	PF007	Senior Center Courtyard Renovation	-	50,000	33,200	-
419	PZ594	Fencing Replacement at Parks	3,745	11,663	3,255	-
419	PZ612	Upgrade Park Irrigation Systems	7,771	37,449	14,314	-
419	PZ640	Resurface/Restripe Sports Courts	-	46,115	15,125	-
419	PZ731	Lindberg Park	-	13,367	-	-
419	PZ830	Skateboard Park	-	80,000	-	38,412
419	PZ835	Culver West Park Rehab	-	30,000	-	-
419	PZ850	Reconstruction Plunge Building	19,237	-	-	-

ATTACHMENT FOR BUDGET RESOLUTION
EXHIBIT E
FISCAL YEAR 2016-2017
PROPOSED CAPITAL IMPROVEMENT BUDGET

ATTACHMENT 11

FUND	PROJECT	PROJECT TITLE	FY 2014-15 ACTUAL	FY 2015-16 REVISED BUDGET	FY 2015-16 ESTIMATED SPEND	FY 2016-17 PROPOSED BUDGET
419	PZ876	Vet's Memorial Bldg Refurbish	-	7,461	-	-
419	PZ898	Playground Equip Repair at Parks	29,584	51,117	17,426	-
419	PZ899	Park Facilities Improvements	-	11,008	-	5,000
419	PZ958	Fox Hills Park Rehab	88	-	-	5,000
419	PZ960	Fox Hills Park Renovation	-	20,000	-	-
419	PZ961	Veteran's Memorial Park ADA	-	25,000	-	-
419 - PARK FACILITIES FUND Total			60,424	383,181	83,320	48,412
420	PE002	Radio System Replacement	990,868	104,126	-	-
420	PE003	Police Vehicle In-Car Cameras	211,745	120,834	108,679	-
420	PF001	Bike Rack Installation	-	10,000	-	-
420	PF002	City Hall Palm Tree Replacement	1,245	33,755	8,187	-
420	PF003	City Hall EV Charging Stations	-	20,000	2,135	-
420	PF004	City Facilities Energy Efficiencies	321,447	857,133	750,286	-
420	PF008	Fire Station Alerting Systm Upgrade	-	280,000	-	-
420	PF009	Server Room Consolidation/Relocatio	-	200,000	200,000	-
420	PL002	Traffic Signal at Sawtelle & Hayter	-	238,925	-	-
420	PL003	Traffic Signal Wash Bl/Cattaraugus	-	-	-	150,000
420	PL005	Traffic Signal ATCS	-	175,012	-	-
420	PL006	Washington-Culver Pedestrian And Cyclist Safety	-	-	-	100,000
420	PO001	Urban Forest Mgt & Succession Plan	15,000	25,000	-	-
420	PO002	Citywide Water Conservation Program	-	200,000	50,981	175,000
420	PO003	AB321 Public School Speed Reduction	-	-	-	25,000
420	PO004	Tree Grate Replacement	-	30,000	-	-
420	PP001	Hetzler Road Pedestrian Trail	-	110,000	-	-
420	PP002	SK/CWA Park Power Gearbox Rplcmnt	-	100,000	98,000	-
420	PP003	Parks Quillite Panels	-	105,000	-	-
420	PP004	Media Park Lighting	-	-	-	54,000
420	PS001	Concrete Street Rehabilitation	-	100,000	-	-
420	PS002	City Traffic Sign Retroreflectivity	-	-	-	25,000
420	PS004	Demonstration Rain Garden Projects	-	10,000	10,000	-
420	PS005	Arterial Street Pavement Rehab	-	710,000	-	835,000
420	PS006	ADA Transition Plan	-	120,000	-	-
420	PS007	Duquesne Slurry Seal & Bike Lane	-	250,000	-	-
420	PS008	Ped and Bicycle Programs (Match)	-	100,000	-	-
420	PT001	Wireless Deployment-City Facilities	-	70,000	-	-
420	PT002	Audio/Voting Council Chambers	34,881	38,419	38,419	-
420	PZ295	Alley Reconstruction - Citywide	12,969	130,091	130,200	50,000
420	PZ388	Technology Replacement Fund	50,189	51,313	19,496	71,000
420	PZ428	Curb, Gutter, Sidewalk Replacement	2,450	145,740	11,480	150,000
420	PZ429	Traffic Signal Replace/Upgrade	63,130	89,919	89,888	395,000
420	PZ460	Culver Blvd Realignment	17,494	563,621	40,171	-
420	PZ497	Stormwater Discharge Program/NPDES	259,151	374,384	315,412	-
420	PZ525	GIS Development	1,100	2,434	2,272	-
420	PZ551	Interpretive Nature Trail	12,990	120,360	48,765	-
420	PZ554	Minor Pavement & Concrete Improve	22,949	89,074	32,218	50,000
420	PZ599	Neighborhood Traffic Mgmt Program	68,438	210,039	87,747	85,000
420	PZ612	Upgrade Park Irrigation Systems	14,552	38,212	12,575	50,000
420	PZ636	Finance System Replacement	66,183	887,400	420,367	-
420	PZ638	Median Island Rehabilitation	-	60,683	7,000	-
420	PZ684	Street Light Upgrades	33,425	3,423,610	1,137,909	150,000
420	PZ754	Ficus Tree Replacement	3,469	26,533	26,532	30,000

ATTACHMENT FOR BUDGET RESOLUTION
EXHIBIT E
FISCAL YEAR 2016-2017
PROPOSED CAPITAL IMPROVEMENT BUDGET

ATTACHMENT 11

FUND	PROJECT	PROJECT TITLE	FY 2014-15 ACTUAL	FY 2015-16 REVISED BUDGET	FY 2015-16 ESTIMATED SPEND	FY 2016-17 PROPOSED BUDGET
420	PZ811	Citywide Speed Zone Study	-	56,757	29,500	-
420	PZ826	Citywide Traffic Counts	-	30,000	-	25,000
420	PZ830	Skateboard Park	3,625	24,511	-	-
420	PZ831	Syd Kronenthal Playground Improv	-	75,524	-	-
420	PZ835	Culver West Park Rehab	-	15,000	-	-
420	PZ844	UST Upgrades on City Property	10,349	34,243	10,059	20,000
420	PZ845	Asbestos Abatement	2,656	18,441	-	-
420	PZ850	Reconstruction Plunge Building	90,000	-	-	-
420	PZ862	EOC Relocation	9,071	9,199	8,897	-
420	PZ863	Residential Paving Program	669,004	303,697	254,188	-
420	PZ878	Emergency Preparedness	6,571	2,798	3,099	-
420	PZ881	Sepulveda Blvd Widening	1,502	20,250	-	-
420	PZ899	Park Facilities Improvements	2,981	4,066	-	-
420	PZ902	Public Safety CAD/RMS/Moblie Units	181,593	42,183	42,183	-
420	PZ907	Network Refresh & Telephone System	593	-	-	-
420	PZ920	Fire Training Tower	-	161,795	40,466	-
420	PZ922	Booster Pump Replacement Project	-	7,569	-	10,000
420	PZ923	Fox Hills Parking Supply Augment	-	10,000	-	-
420	PZ929	Real Time Motorist Info System	-	214,000	-	-
420	PZ931	Fire Station No. 1 Renovations	-	63,231	13,035	-
420	PZ932	Fire Station No. 2 Renovations	-	33,110	17,680	-
420	PZ938	Citywide Bridge Repairs	3,370	80,020	79,851	100,000
420	PZ941	Safe Routes to School	-	100,000	-	30,000
420	PZ950	Ped Improv-Intersects w/Bus Stops	41,551	11,681	-	-
420	PZ952	Town Plaza - Vandal Deterrents	18,450	6,288	-	-
420	PZ958	Fox Hills Park Rehab	52,842	10,271	-	-
420	PZ964	Higuera Bridge Ramp - Ballona Creek	-	-	-	206,000
420 - CAPITAL IMPROV AND ACQ FUND Total			3,297,832	11,556,246	4,147,678	2,786,000
420*	PF011	Radio Tower Repairs	-	-	-	40,000
420*	PF012	Facilities Assessment Study	-	-	-	100,000
420*	PF013	Fire Station Renovations	-	-	-	38,000
420*	PF014	PD Flooring	-	-	-	200,000
420*	PZ132	Building Repairs	254,328	882,431	631,383	518,000
420*	PZ876	Vet's Memorial Bldg Refurbish	-	60,124	-	625,000
420* - FACILITIES PLANNING RESERVE			254,328	942,555	631,383	1,521,000
420*	PL004	Traffic System (TMSS) Gap Closure	-	610,000	38,686	-
420*	PL005	Traffic Signal ATCS	-	295,000	295,000	410,000
420*	PZ881	Sepulveda Blvd Widening	-	62,201	-	-
420* - MITIGATION FUNDS Total			-	967,201	333,686	410,000
420*	PF007	Senior Center Courtyard Renovation	-	-	-	180,000
420* - PAETZOLD DONATION Total			-	-	-	180,000
420*	PF007	Senior Center Courtyard Renovation	-	-	-	35,000
420*	PP005	Blair Hills	-	-	-	275,000
420*	PZ831	Syd Kronenthal Playground Improv	-	-	-	13,000
420*	PZ835	Culver West Park Rehab	-	-	-	45,000
420*	PZ899	Park Facilities Improvements	-	-	-	20,000
420*	PZ958	Fox Hills Park Rehab	-	-	-	5,000
420* - RECREATION FACILITIES RESERVE Total			-	-	-	393,000
420*	PZ863	Residential Paving Program	-	-	-	360,000
420* - SEWER FUND TRANSFER Total			-	-	-	360,000

ATTACHMENT FOR BUDGET RESOLUTION
EXHIBIT E
FISCAL YEAR 2016-2017
PROPOSED CAPITAL IMPROVEMENT BUDGET

ATTACHMENT 11

FUND	PROJECT	PROJECT TITLE	FY 2014-15 ACTUAL	FY 2015-16 REVISED BUDGET	FY 2015-16 ESTIMATED SPEND	FY 2016-17 PROPOSED BUDGET
421	PZ949	New Parking Meter Installation	49,020	-	-	-
421 - PARKING IMPROVEMENT FUND Total			49,020	-	-	-
423	PF001	Bike Rack Installation	36,563	8,437	6,685	-
423	PL004	Traffic System (TMSS) Gap Closure	-	2,438,000	154,741	-
423	PL005	Traffic Signal ATCS	-	1,180,048	-	-
423	PL006	Washington-Culver Pedestrian And Cyclist Safety	-	-	-	2,722,000
423	PL007	Upgrade Traffic Signals & Protected Left-Turn Phase	-	-	-	2,083,000
423	PO001	Urban Forest Mgt & Succession Plan	73,336	1,664	-	-
423	PP001	Hetzler Road Pedestrian Trail	1,170	789,830	-	312,043
423	PR001	Marina del Rey Harbor Watershed	-	-	-	767,136
423	PS003	Traffic Signal Left-Turn Phasing	52,066	892,934	27,600	94,389
423	PS005	Arterial Street Pavement Rehab	-	-	-	183,880
423	PS010	Parkway Tree Planting	-	150,000	150,000	-
423	PZ460	Culver Blvd Realignment	-	-	-	350,000
423	PZ497	Stormwater Discharge Program/NPDES	477,460	492,540	-	-
423	PZ551	Interpretive Nature Trail	-	336,043	-	-
423	PZ553	Higuera Street Bridge Replacement	172,143	108,816	46,326	-
423	PZ831	Syd Kronenthal Playground Improv	178,036	71,964	192	-
423	PZ881	Sepulveda Blvd Widening	2,789	114,992	-	-
423	PZ929	Real Time Motorist Info System	24,122	1,625,100	81,858	-
423	PZ941	Safe Routes to School	212,047	358,520	284,165	-
423	PZ942	Sawtelle Blvd Resurfacing	722,633	25,286	17,534	-
423	PZ950	Ped Improv-Intersects w/Bus Stops	22,173	-	-	-
423	PZ964	Higuera Bridge Ramp - Ballona Creek	-	-	-	615,625
423 - CAPITAL GRANTS (CIP) FUND Total			1,974,537	8,594,173	769,102	7,128,073
428	PF005	Slurry Seal Pavement - CDBG (ECC)	-	28,491	-	-
428	PS009	ADA Curb Ramps (CDBG)	-	165,000	-	-
428	PS011	CDBG Sidewalk Repairs	-	-	-	162,255
428	PZ428	Curb, Gutter, Sidewalk Replacement	-	10,901	-	-
428	PZ677	Senior Center Project	134,167	30,435	-	-
428	PZ963	Sherbourne and McManus Sidewalk	-	1,968	-	-
428 - CDBG - CAPITAL FUND Total			134,167	236,795	-	162,255
431	PS005	Arterial Street Pavement Rehab	-	272,000	-	226,658
431	PZ863	Residential Paving Program	263,570	-	-	-
431	PZ950	Ped Improv-Intersects w/Bus Stops	-	74,000	-	-
431 - MEASURE R Total			263,570	346,000	-	226,658
434	PR001	Marina del Rey Harbor Watershed	-	4,020,000	-	-
434	PR002	Culver Boulevard Infiltration	-	500,000	-	-
434	PR003	Baldwin Ave Rain Garden Rehabilitation	-	-	-	50,000
434	PR004	Green Street Master Plan	-	-	-	175,000
434	PR005	Mesmer Dry Weather Diversion Project	-	-	-	80,000
434	PZ497	Stormwater Discharge Program/NPDES	-	-	-	542,000
434	PZ948	Transfer Station Improvements	-	950,000	-	-
434 - URBAN RUNOFF MITIGATION Total			-	5,470,000	-	847,000

ATTACHMENT FOR BUDGET RESOLUTION
EXHIBIT E
FISCAL YEAR 2016-2017
PROPOSED CAPITAL IMPROVEMENT BUDGET

ATTACHMENT 11

FUND	PROJECT	PROJECT TITLE	FY 2014-15 ACTUAL	FY 2015-16 REVISED BUDGET	FY 2015-16 ESTIMATED SPEND	FY 2016-17 PROPOSED BUDGET
475	PA001	Parking Meters Relocation Project	-	-	-	75,000
475	PA002	Cloud-Based Permit Parking Program	-	-	-	75,000
475	PA003	Ince Parking Structure Lighting Retrofit	-	-	-	265,000
475	PA004	PARCS Equipment Replacement	-	-	-	2,000,000
475	PZ132	Building Repairs	-	-	-	30,000
475	PZ923	Fox Hills Parking Supply Augment	-	-	-	120,000
475	PZ929	Real Time Motorist Info System	-	-	-	250,000
475	PZ949	New Parking Meter Installation	-	1,854,225	108,278	865,000
475 - CULVER CITY PARKING AUTHORITY Total			-	1,854,225	108,278	3,680,000
484	PZ553	Higuera Street Bridge Replacement	-	800,000	-	-
484 - 1993 TAXEXEMPT BONDS Total			-	800,000	-	-
Grand Total			10,002,501	58,535,680	12,458,713	20,343,398

SERVICE AREA: TRANSPORTATION SERVICES



2016-17
PROPOSED BUDGET

TRANSPORTATION

30770500 – EQUIPMENT REPLACEMENT

RESP. MGR.: ART IDA

DIVISION MISSION

Provide an efficient and proactive funding mechanism for the acquisition of capital assets and equipment replacements for the City. The Division will maintain a secure fund balance to ensure the long-term viability of the City's assets.

DIVISION DESCRIPTION

The Equipment Replacement Division of the Transportation Department retains ownership of the City's major capital equipment, such as cars, trucks, construction and landscape equipment, communications equipment, central computers, and other production equipment. Using departments or divisions justify and budget for the initial procurement of capital equipment. When the City receives new equipment, the Division adds it to the Equipment Replacement Fund inventory, establishes an estimated life, calculates a future replacement cost, and sets an amortization schedule. The City obtains funds for the future replacement of this equipment through periodic rental (amortization) charges to the using departments or divisions over the expected lifetime of each unit. The Chief Financial Officer invests the funds and credits interest or dividend earnings to the Fund. The Chief Financial Officer also places the residual (disposal) value of the units into the Fund. This approach assures availability of funds when it becomes necessary to purchase replacements.

The City Council makes decisions to replace capital assets/equipment during the annual budget adoption process. In coordination with the using department or division and the equipment maintenance supervisors, the fund manager prepares specific replacement recommendations. The manager considers age, usage and repair history, current condition, forecasted repair costs and market value before making a recommendation to replace or retain any unit. The user determines need and appropriateness of the equipment used within the activity. In some cases, the user may require a replacement asset that differs in size, capacity, or function. The Fund finances replacement purchases using one of two methods: direct purchase, or lease-purchase. The Chief Financial Officer, working with the fund manager, determines the appropriate method after considering the cost of money and the earnings potential of the Fund's investments.

EXPENDITURE SUMMARY		ACTUAL EXPEND 2014-15	ADJUSTED BUDGET 2015-16	CITY MGR RECOMM 2016-17	CHANGE FROM PRIOR YEAR ADJUSTED	% OF CHANGE
<i>307 - EQUIPMENT REPLACEMENT FUND</i>						
70500	Equipment Replacement	1,443,241	6,032,081	847,988	(5,184,093)	(85.94%)
Fund Total		1,443,241	6,032,081	847,988	(5,184,093)	(85.94%)

SERVICE AREA: TRANSPORTATION SERVICES



2016-17
PROPOSED BUDGET

TRANSPORTATION

30770500 – EQUIPMENT REPLACEMENT

RESP. MGR.: ART IDA

CAPITAL OUTLAY

OBJECT 732100 (AUTOMOTIVE ROLLING STOCK) Purchase of replacements for units indicated

DIV. NO.	UNIT NO.	DESCRIPTION	CITY MGR PROPOSED 2016-17
<u>Parks, Recreation & Community Services – Parks</u>			
30300	20107	2007 Ford Ranger Pickup	\$ 38,000
SUB-TOTAL			\$ 38,000
<u>Police – Operating Bureaus</u>			
40200	0171	2006 BMW Police Equipped Motorcycle	33,000
40200	0173	2006 BMW Police Equipped Motorcycle	33,000
40200	1282	2008 Nissan Altima	36,000
40200	1569	2008 Dodge Charger – Detective	40,000
40200	1762	2010 B/W Ford Crown Victoria	43,500
40200	1767	2010 B/W Ford Crown Victoria K-9	43,500
SUB-TOTAL			\$ 229,000
<u>Fire – Suppression</u>			
45200	1964	2009 Ford Explorer	\$ 43,500
SUB-TOTAL			\$ 43,500
<u>Fire – Fire Prevention</u>			
45600	1571	2009 Ford Crown Victoria CNG	\$ 43,500
SUB-TOTAL			\$ 43,500
<u>Community Development – Building Safety</u>			
50150	1953	2005 Ford Explorer	\$ 38,000
SUB-TOTAL			\$ 38,000
<u>Public Works – Electrical Maintenance</u>			
60240	3616	2006 GMC Workhorse/Altec Lamp Repair Truck	\$ 375,000
SUB-TOTAL			\$ 375,000
TOTAL OBJECT 732100			\$ 767,000

Count 11

SERVICE AREA: TRANSPORTATION SERVICES



2016-17
PROPOSED BUDGET

30770500 – EQUIPMENT REPLACEMENT

RESP. MGR.: ART IDA

CITY MGR
PROPOSED
2016-17

DIV. NO.	UNIT NO.	DESCRIPTION
-------------	-------------	-------------

OBJECT 732120 – DEPARTMENTAL SPECIAL EQUIPMENT

Fire – Fire Suppression

45200	Self-Contained Breathing Apparatus	\$ 80,988
-------	------------------------------------	-----------

SUB-TOTAL OBJECT 732120		\$ 80,988
-------------------------	--	-----------

TOTAL EQUIPMENT REPLACEMENT DIVISION		\$ 847,988
--------------------------------------	--	------------

**EXHIBIT G
CITY OF CULVER CITY
SUMMARY OF BLANKET PURCHASE ORDERS
FISCAL YEAR 2016-17**

VENDOR NAME	BLANKET ORDER	
	NOT TO EXCEED	SUMMARY OF GOODS TO BE PROVIDED UNDER BLANKET ORDER
ADAMSON POLICE PRODUCTS	80,000	POLICE EQUIPMENT
ADVANCED BATTERY	45,000	AUTO/HEAVY DUTY TRUCK BATTERIES
AIRGAS SAFETY INC	40,000	SAFETY EQUIPMENT AND HARDWARE
AMERICAN MOVING PARTS	30,000	HEAVY DUTY TRUCK AND BUS BRAKES/PARTS
ARAMARK	50,000	UNIFORM SERVICES
BODYWORKS EQUIPMENT INC	50,000	SANITATION TRUCK PARTS
BOUND TREE MEDICAL	65,000	FIRST AID SUPPLIES FOR EMS
COMPLETES PLUS	30,000	AUTO PARTS
CULVER CITY INDUSTRIAL HARDWARE	40,000	SAFETY EQUIPMENT/TOOLS/HARDWARE
CUMMINS CAL PACIFIC	130,000	BUS/TRUCK ENGINE PARTS
DAPPER TIRE	90,000	AUTO/TRUCK TIRES
DELL COMPUTER	265,000	COMPUTER REPLACEMENT PROGRAM
DOOLEY ENTERPRISE	80,000	POLICE AMMUNITION
EDDINGS BROS AUTO PARTS	35,000	AUTO PARTS
FRANKLIN TRUCK PARTS	35,000	TRUCK PARTS
GRAINGER INDUSTRIAL SUPPLY	60,000	SAFETY EQUIPMENT/BULBS/HARDWARE
HOME DEPOT INC	40,000	BUILDING/PLUMBING/MAINTENANCE SUPPLIES
L & J AUTOBODY/FLEET COLLISION	40,000	FLEET REPAIR/MAINTENANCE SERVICES
LOS ANGELES FREIGHTLINER	130,000	AUTO PARTS
NEW FLYER	175,000	BUS PARTS
OFFICEMAX	100,000	GENERAL OFFICE SUPPLIES
SEA-CLEAR POOLS INC	35,000	POOL SUPPLIES
SERVICON	60,000	JANITORIAL SUPPLIES
TIRE CENTERS LLC	50,000	AUTO/TRUCK TIRES
VALLEY POWER	50,000	BUS ENGINE PARTS
WARREN SUPPLY CO	30,000	MAINTENANCE/REPAIR/OPERATION EQUIPMENT AND TOOLS
WALTERS WHOLESALE	50,000	ELECTRICAL SUPPLIES
ZUMAR	65,000	TRAFFIC SIGNAGE
<u>FUEL RELATED PURCHASES:</u>		
MERRIMAC ENERGY GROUP	APPROVED BUDGET	PURCHASE OF DIESEL AND UNLEADED FUEL PRODUCTS. THE COMBINED TOTAL EXPENDED WITH THESE VENDORS WILL NOT EXCEED THE APPROVED BUDGET FOR FUEL.
SOUTHERN COUNTIES FUELS & LUBES		
PINNACLE PETROLEUM		
<u>UTILITY PAYMENTS:</u>		
AT&T	APPROVED BUDGET	PAYMENTS FOR TELEPHONE, GAS, WATER, AND ELECTRIC UTILITY COSTS. COMBINED TOTAL EXPENDED WITH THESE VENDORS WILL NOT EXCEED THE APPROVED BUDGET FOR UTILITIES.
THE GAS COMPANY		
GOLDEN STATE WATER		
SOUTHERN CALIFORNIA EDISON		

RESOLUTION NO. 2016-R____

A RESOLUTION OF THE CITY COUNCIL OF THE CITY OF
CULVER CITY, CALIFORNIA, ADOPTING THE
CLASSIFICATION AND SALARY PLAN FOR CITY
EMPLOYEES EFFECTIVE JULY 1, 2016.

NOW, THEREFORE, the City Council of the City of Culver City, DOES
RESOLVE as follows:

1. The Classification and Salary Plan, attached hereto as Exhibit "A" and
incorporated herein by this reference, is hereby adopted effective July 1, 2016.
2. The Classification and Salary Plan, attached hereto as Exhibit "A" shall
supersede and replace all previously adopted salary plans for City employees.
3. The City Manager and Chief Financial Officer are hereby authorized to
adjust and pay salaries of the City employees in accordance with the Classification and
Salary Plan adopted and approved by this Resolution, effective July 1, 2016.


APPROVED and ADOPTED this ____ day of _____ 2016.

JIM B. CLARKE, Mayor
City of Culver City, California

ATTEST:

APPROVED AS TO FORM:

MARTIN R. COLE
Assistant City Manager/City Clerk



CAROL A. SCHWAB
City Attorney

A16-00452

RESOLUTION NO. 2016-R____

A RESOLUTION OF THE CITY COUNCIL OF THE CITY OF
CULVER CITY, CALIFORNIA, ADOPTING THE
CLASSIFICATION AND SALARY PLAN FOR POLICE
SAFETY EMPLOYEES EFFECTIVE JULY 1, 2016.

WHEREAS, pursuant to the Salary Initiative Ordinance adopted by the
electors of the City of Culver City on August 11, 1953 and amended on November 2, 1982,
salary adjustments are required for certain safety employees; and,

WHEREAS, in accordance with the Salary Initiative Ordinance, as amended,
various changes were made to the salaries and benefits paid to police safety employees
effective July 1, 2016.

NOW, THEREFORE, the City Council of the City of Culver City, DOES
RESOLVE as follows:

1. The Classification and Salary Plan, attached hereto as Exhibit "A" and
incorporated herein by this reference, is hereby adopted effective July 1, 2016.

2. The Classification and Salary Plan, attached hereto as Exhibit "A" shall
supersede and replace all previously adopted salary plans for police safety employees.

///

///

///

///

///

///

///

3. The City Manager and Chief Financial Officer are hereby authorized to
adjust and pay salaries of the City employees in accordance with the Classification and
Salary Plan adopted and approved by this Resolution, effective July 1, 2016.


APPROVED and ADOPTED this _____ day of _____ 2016.

JIM B. CLARKE, Mayor
City of Culver City, California

ATTEST:

APPROVED AS TO FORM:

MARTIN R. COLE
Assistant City Manager/City Clerk



CAROL A. SCHWAB
For City Attorney

A16-00451

RESOLUTION NO. 2016-R____

A RESOLUTION OF THE CITY COUNCIL OF THE CITY OF
CULVER CITY, CALIFORNIA, ADOPTING THE
CLASSIFICATION AND SALARY PLAN FOR FIRE SAFETY
EMPLOYEES EFFECTIVE JULY 1, 2016.

WHEREAS, pursuant to the Salary Initiative Ordinance adopted by the
electors of the City of Culver City on August 11, 1953 and amended on November 2, 1982,
salary adjustments are required for certain safety employees; and,

WHEREAS, in accordance with the Salary Initiative Ordinance, as amended,
various changes were made to the salaries and benefits paid to fire safety employees
effective July 1, 2016.

NOW, THEREFORE, the City Council of the City of Culver City, DOES
RESOLVE as follows:

1. The Classification and Salary Plan, attached hereto as Exhibit "A" and
incorporated herein by this reference, is hereby adopted effective July 1, 2016.
2. The Classification and Salary Plan, attached hereto as Exhibit "A" shall
supersede and replace all previously adopted salary plans for fire safety employees.

///

///

///

///

///

///

3. The City Manager and Chief Financial Officer are hereby authorized to
adjust and pay salaries of the City employees in accordance with the Classification and
Salary Plan adopted and approved by this Resolution, effective July 1, 2016.


APPROVED and ADOPTED this _____ day of _____ 2016.

JIM B. CLARKE, Mayor
City of Culver City, California

ATTEST:

APPROVED AS TO FORM:

MARTIN R. COLE
Assistant City Manager/City Clerk



CAROL A. SCHWAB
City Attorney

A16-00450

Culver CITY

Salary Schedule

As of 07/01/2016

ATTACHMENT 15

Note: For FIRE job titles, the printed hourly rates are for 40-hour employees. To determine the hourly rates for 56-hour employees, divide the annual rate by 2912. (Titles with two codes in parentheses indicate they are 40-hour & 56-hour positions. The first code is for 40-hr, the second one for 56-hr.)

Group	Title	Step	Hourly Rate	Monthly Rate	Annual Rate
CCEA	ACCOUNT CLERK (205)	1	20.1895	3,499.51	41,994.16
CCEA	ACCOUNT CLERK (205)	2	21.2221	3,678.50	44,142.02
CCEA	ACCOUNT CLERK (205)	3	22.3066	3,866.48	46,397.78
CCEA	ACCOUNT CLERK (205)	4	23.4474	4,064.21	48,770.54
CCEA	ACCOUNT CLERK (205)	5	24.6476	4,272.26	51,267.06
CCEA	ACCOUNT CLERK-REG PT (205R)	1	20.1895	3,499.51	41,994.16
CCEA	ACCOUNT CLERK-REG PT (205R)	2	21.2221	3,678.50	44,142.02
CCEA	ACCOUNT CLERK-REG PT (205R)	3	22.3066	3,866.48	46,397.78
CCEA	ACCOUNTANT (419)	1	29.8974	5,182.21	62,186.54
CCEA	ACCOUNTANT (419)	2	31.4245	5,446.91	65,362.96
CCEA	ACCOUNTANT (419)	3	33.0302	5,725.24	68,702.92
CCEA	ACCOUNTANT (419)	4	34.7185	6,017.87	72,214.48
CCEA	ACCOUNTANT (419)	5	36.4928	6,325.41	75,904.92
CCEA	ACCOUNTANT II (428)	1	32.7021	5,668.37	68,020.42
CCEA	ACCOUNTANT II (428)	2	34.3736	5,958.10	71,497.14
CCEA	ACCOUNTANT II (428)	3	36.1298	6,262.49	75,149.88
CCEA	ACCOUNTANT II (428)	4	37.9763	6,582.55	78,990.60
CCEA	ACCOUNTANT II (428)	5	39.9173	6,918.99	83,027.88
CCEA	ACCOUNTING TECHNICIAN (223)	1	24.5245	4,250.91	51,010.96
CCEA	ACCOUNTING TECHNICIAN (223)	2	25.7555	4,464.29	53,571.44
CCEA	ACCOUNTING TECHNICIAN (223)	3	27.0608	4,690.53	56,286.36
CCEA	ACCOUNTING TECHNICIAN (223)	4	28.4436	4,930.23	59,162.74
CCEA	ACCOUNTING TECHNICIAN (223)	5	29.8974	5,182.21	62,186.54
CCEA	ADMIN CLERK (207)	1	19.9889	3,464.74	41,576.86
CCEA	ADMIN CLERK (207)	2	21.0109	3,641.89	43,702.62
CCEA	ADMIN CLERK (207)	3	22.0847	3,828.02	45,936.28
CCEA	ADMIN CLERK (207)	4	23.2140	4,023.76	48,285.12
CCEA	ADMIN CLERK (207)	5	24.4025	4,229.77	50,757.20
CCEA	ADMIN CLERK-REG PT (207R)	1	19.9889	3,464.74	41,576.86
CCEA	ADMIN CLERK-REG PT (207R)	2	21.0109	3,641.89	43,702.62
CCEA	ADMIN CLERK-REG PT (207R)	3	22.0847	3,828.02	45,936.28
CCEA	ADMIN SECRETARY (222)	1	24.4025	4,229.77	50,757.20
CCEA	ADMIN SECRETARY (222)	2	25.6292	4,442.40	53,308.84
CCEA	ADMIN SECRETARY (222)	3	26.9261	4,667.20	56,006.34
CCEA	ADMIN SECRETARY (222)	4	28.3025	4,905.77	58,869.20
CCEA	ADMIN SECRETARY (222)	5	29.7478	5,156.28	61,875.32
CCEA	ADMIN TECHNICIAN (449)	1	29.3063	5,079.75	60,957.00
CCEA	ADMIN TECHNICIAN (449)	2	30.8037	5,339.32	64,071.80

Group	Title	Step	Hourly Rate	Monthly Rate	Annual Rate
CCEA	ADMIN TECHNICIAN (449)	3	32.3785	5,612.27	67,347.28
CCEA	ADMIN TECHNICIAN (449)	4	34.0329	5,899.03	70,788.38
CCEA	ADMIN TECHNICIAN (449)	5	35.7712	6,200.35	74,404.20
CCEA	ANIMAL SERVICES OFFICER (307)	1	23.2140	4,023.76	48,285.12
CCEA	ANIMAL SERVICES OFFICER (307)	2	24.4025	4,229.77	50,757.20
CCEA	ANIMAL SERVICES OFFICER (307)	3	25.6292	4,442.40	53,308.84
CCEA	ANIMAL SERVICES OFFICER (307)	4	26.9261	4,667.20	56,006.34
CCEA	ANIMAL SERVICES OFFICER (307)	5	28.3025	4,905.77	58,869.20
CCEA	ASSISTANT ENGINEER (425)	1	32.3583	5,608.76	67,305.16
CCEA	ASSISTANT ENGINEER (425)	2	34.0117	5,895.37	70,744.44
CCEA	ASSISTANT ENGINEER (425)	3	35.7489	6,196.47	74,357.66
CCEA	ASSISTANT ENGINEER (425)	4	37.5763	6,513.22	78,158.60
CCEA	ASSISTANT ENGINEER (425)	5	39.4960	6,845.97	82,151.68
CCEA	ASSISTANT PLANNER (420)	1	30.1967	5,234.10	62,809.24
CCEA	ASSISTANT PLANNER (420)	2	31.7396	5,501.54	66,018.42
CCEA	ASSISTANT PLANNER (420)	3	33.3611	5,782.60	69,391.14
CCEA	ASSISTANT PLANNER (420)	4	35.0666	6,078.22	72,938.58
CCEA	ASSISTANT PLANNER (420)	5	36.8578	6,388.68	76,664.12
CCEA	ASSOCIATE ANALYST (415)	1	29.3063	5,079.75	60,957.00
CCEA	ASSOCIATE ANALYST (415)	2	30.8037	5,339.32	64,071.80
CCEA	ASSOCIATE ANALYST (415)	3	32.3785	5,612.27	67,347.28
CCEA	ASSOCIATE ANALYST (415)	4	34.0329	5,899.03	70,788.38
CCEA	ASSOCIATE ANALYST (415)	5	35.7712	6,200.35	74,404.20
CCEA	ASSOCIATE ENGINEER (439)	1	38.7182	6,711.16	80,533.96
CCEA	ASSOCIATE ENGINEER (439)	2	40.6963	7,054.02	84,648.20
CCEA	ASSOCIATE ENGINEER (439)	3	42.7763	7,414.55	88,974.60
CCEA	ASSOCIATE ENGINEER (439)	4	44.9613	7,793.28	93,519.40
CCEA	ASSOCIATE ENGINEER (439)	5	47.2599	8,191.71	98,300.54
CCEA	ASSOCIATE PLANNER (431)	1	34.7185	6,017.87	72,214.48
CCEA	ASSOCIATE PLANNER (431)	2	36.4928	6,325.41	75,904.92
CCEA	ASSOCIATE PLANNER (431)	3	38.3574	6,648.61	79,783.34
CCEA	ASSOCIATE PLANNER (431)	4	40.3173	6,988.32	83,859.88
CCEA	ASSOCIATE PLANNER (431)	5	42.3772	7,345.39	88,144.68
CCEA	AUTOMATED ENFORCEMENT TECH (219)	1	23.2140	4,023.76	48,285.12
CCEA	AUTOMATED ENFORCEMENT TECH (219)	2	24.4025	4,229.77	50,757.20
CCEA	AUTOMATED ENFORCEMENT TECH (219)	3	25.6292	4,442.40	53,308.84
CCEA	AUTOMATED ENFORCEMENT TECH (219)	4	26.9261	4,667.20	56,006.34
CCEA	AUTOMATED ENFORCEMENT TECH (219)	5	28.3025	4,905.77	58,869.20

Culver CITY

Salary Schedule

As of 07/01/2016

ATTACHMENT 15

Note: For FIRE job titles, the printed hourly rates are for 40-hour employees. To determine the hourly rates for 56-hour employees, divide the annual rate by 2912. (Titles with two codes in parentheses indicate they are 40-hour & 56-hour positions. The first code is for 40-hr, the second one for 56-hr.)

Group	Title	Step	Hourly Rate	Monthly Rate	Annual Rate
CCEA	BUILDING AND SAFETY INSPECTOR (327)	1	29.3063	5,079.75	60,957.00
CCEA	BUILDING AND SAFETY INSPECTOR (327)	2	30.8037	5,339.32	64,071.80
CCEA	BUILDING AND SAFETY INSPECTOR (327)	3	32.3785	5,612.27	67,347.28
CCEA	BUILDING AND SAFETY INSPECTOR (327)	4	34.0329	5,899.03	70,788.38
CCEA	BUILDING AND SAFETY INSPECTOR (327)	5	35.7712	6,200.35	74,404.20
CCEA	BUILDING ENGINEER (433)	1	36.1298	6,262.49	75,149.88
CCEA	BUILDING ENGINEER (433)	2	37.9763	6,582.55	78,990.60
CCEA	BUILDING ENGINEER (433)	3	39.9173	6,918.99	83,027.88
CCEA	BUILDING ENGINEER (433)	4	41.9570	7,272.55	87,270.56
CCEA	BUILDING ENGINEER (433)	5	44.1006	7,644.11	91,729.30
CCEA	BUS OPERATOR (305)	0	20.4940	3,552.29	42,627.52
CCEA	BUS OPERATOR (305)	1	22.6420	3,924.61	47,095.36
CCEA	BUS OPERATOR (305)	2	23.8008	4,125.46	49,505.56
CCEA	BUS OPERATOR (305)	3	25.0126	4,335.52	52,026.26
CCEA	BUS OPERATOR (305)	4	26.2639	4,552.41	54,628.86
CCEA	BUS OPERATOR (305)	5	27.6063	4,785.08	57,421.00
CCEA	BUS OPERATOR-REG PT (305R)	1	18.5479	3,214.97	38,579.58
CCEA	BUS OPERATOR-REG PT (305R)	2	19.4955	3,379.22	40,550.64
CCEA	BUS OPERATOR-REG PT (305R)	3	20.4940	3,552.29	42,627.52
CCEA	BUSINESS TAX INSPECTOR (224)	1	24.6476	4,272.26	51,267.06
CCEA	BUSINESS TAX INSPECTOR (224)	2	25.8818	4,486.17	53,834.04
CCEA	BUSINESS TAX INSPECTOR (224)	3	27.1955	4,713.89	56,566.64
CCEA	BUSINESS TAX INSPECTOR (224)	4	28.5857	4,954.86	59,458.36
CCEA	BUSINESS TAX INSPECTOR (224)	5	30.0460	5,207.97	62,495.68
CCEA	BUYER (434)	1	36.3113	6,293.95	75,527.40
CCEA	BUYER (434)	2	38.1664	6,615.51	79,386.06
CCEA	BUYER (434)	3	40.1169	6,953.59	83,443.10
CCEA	BUYER (434)	4	42.1671	7,308.97	87,707.62
CCEA	BUYER (434)	5	44.3213	7,682.35	92,188.20
CCEA	CEMENT FINISHER (314)	1	25.1337	4,356.52	52,278.20
CCEA	CEMENT FINISHER (314)	2	26.3943	4,575.00	54,900.04
CCEA	CEMENT FINISHER (314)	3	27.7432	4,808.83	57,705.96
CCEA	CEMENT FINISHER (314)	4	29.1610	5,054.57	60,654.88
CCEA	CEMENT FINISHER (314)	5	30.6509	5,312.82	63,753.82
CCEA	CLAIMS/SAFETY TECHNICIAN (402)	1	27.8812	4,832.75	57,993.00
CCEA	CLAIMS/SAFETY TECHNICIAN (402)	2	29.3063	5,079.75	60,957.00
CCEA	CLAIMS/SAFETY TECHNICIAN (402)	3	30.8037	5,339.32	64,071.80
CCEA	CLAIMS/SAFETY TECHNICIAN (402)	4	32.3785	5,612.27	67,347.28
CCEA	CLAIMS/SAFETY TECHNICIAN (402)	5	34.0329	5,899.03	70,788.38

Culver CITY

Salary Schedule

As of 07/01/2016

ATTACHMENT 15

Note: For FIRE job titles, the printed hourly rates are for 40-hour employees. To determine the hourly rates for 56-hour employees, divide the annual rate by 2912. (Titles with two codes in parentheses indicate they are 40-hour & 56-hour positions. The first code is for 40-hr, the second one for 56-hr.)

Group	Title	Step	Hourly Rate	Monthly Rate	Annual Rate
CCEA	CLERK (200)	1	16.1246	2,794.94	33,539.22
CCEA	CLERK (200)	2	16.9487	2,937.78	35,253.40
CCEA	CLERK (200)	3	17.8156	3,088.04	37,056.50
CCEA	CLERK (200)	4	18.7272	3,246.06	38,952.68
CCEA	CLERK (200)	5	19.6836	3,411.83	40,941.94
CCEA	CLERK TYPIST (202)	1	17.2107	2,983.20	35,798.36
CCEA	CLERK TYPIST (202)	2	18.0915	3,135.86	37,630.32
CCEA	CLERK TYPIST (202)	3	19.0158	3,296.06	39,552.76
CCEA	CLERK TYPIST (202)	4	19.9889	3,464.74	41,576.86
CCEA	CLERK TYPIST (202)	5	21.0109	3,641.89	43,702.62
CCEA	CLERK TYPIST-REG PT (202R)	1	17.2107	2,983.20	35,798.36
CCEA	CLERK TYPIST-REG PT (202R)	2	18.0915	3,135.86	37,630.32
CCEA	CLERK TYPIST-REG PT (202R)	3	19.0158	3,296.06	39,552.76
CCEA	CLERK-REG PT (200R)	1	16.1246	2,794.94	33,539.22
CCEA	CLERK-REG PT (200R)	2	16.9487	2,937.78	35,253.40
CCEA	CLERK-REG PT (200R)	3	17.8156	3,088.04	37,056.50
CCEA	CODE ENFORCEMENT ANALYST (429)	1	33.6966	5,840.75	70,088.98
CCEA	CODE ENFORCEMENT ANALYST (429)	2	35.4179	6,139.10	73,669.18
CCEA	CODE ENFORCEMENT ANALYST (429)	3	37.2283	6,452.90	77,434.76
CCEA	CODE ENFORCEMENT ANALYST (429)	4	39.1300	6,782.53	81,390.40
CCEA	CODE ENFORCEMENT ANALYST (429)	5	41.1304	7,129.27	85,551.18
CCEA	CODE ENFORCEMENT OFFICER (228)	1	27.3280	4,736.85	56,842.24
CCEA	CODE ENFORCEMENT OFFICER (228)	2	28.7245	4,978.91	59,746.96
CCEA	CODE ENFORCEMENT OFFICER (228)	3	30.1923	5,233.32	62,799.88
CCEA	CODE ENFORCEMENT OFFICER (228)	4	31.7349	5,500.71	66,008.54
CCEA	CODE ENFORCEMENT OFFICER (228)	5	33.3561	5,781.73	69,380.74
CCEA	COMM SVCS OFFICER-REG PT (201R)	1	16.0497	2,781.96	33,383.48
CCEA	COMM SVCS OFFICER-REG PT (201R)	2	16.8700	2,924.13	35,089.60
CCEA	COMM SVCS OFFICER-REG PT (201R)	3	17.7328	3,073.68	36,884.12
CCEA	COMMUNICATIONS TECHNICIAN (333)	1	33.8841	5,873.25	70,478.98
CCEA	COMMUNICATIONS TECHNICIAN (333)	2	35.6164	6,173.51	74,082.06
CCEA	COMMUNICATIONS TECHNICIAN (333)	3	37.4362	6,488.95	77,867.40
CCEA	COMMUNICATIONS TECHNICIAN (333)	4	39.3483	6,820.36	81,844.36
CCEA	COMMUNICATIONS TECHNICIAN (333)	5	41.3597	7,169.02	86,028.28
CCEA	COMPUTER PROGRAMMER (422)	1	30.9575	5,365.97	64,391.60
CCEA	COMPUTER PROGRAMMER (422)	2	32.5398	5,640.22	67,682.68
CCEA	COMPUTER PROGRAMMER (422)	3	34.2027	5,928.48	71,141.72

Culver CITY

Salary Schedule

As of 07/01/2016

ATTACHMENT 15

Note: For FIRE job titles, the printed hourly rates are for 40-hour employees. To determine the hourly rates for 56-hour employees, divide the annual rate by 2912. (Titles with two codes in parentheses indicate they are 40-hour & 56-hour positions. The first code is for 40-hr, the second one for 56-hr.)

Group	Title	Step	Hourly Rate	Monthly Rate	Annual Rate
CCEA	COMPUTER PROGRAMMER (422)	4	35.9505	6,231.42	74,777.04
CCEA	COMPUTER PROGRAMMER (422)	5	37.7875	6,549.83	78,598.00
CCEA	CUSTODIAN (203)	1	17.4707	3,028.26	36,339.16
CCEA	CUSTODIAN (203)	2	18.3632	3,182.96	38,195.56
CCEA	CUSTODIAN (203)	3	19.3024	3,345.75	40,148.94
CCEA	CUSTODIAN (203)	4	20.2902	3,516.98	42,203.72
CCEA	CUSTODIAN (203)	5	21.3271	3,696.70	44,360.42
CCEA	CUSTODIAN-REG PT (203R)	1	17.4707	3,028.26	36,339.16
CCEA	CUSTODIAN-REG PT (203R)	2	18.3632	3,182.96	38,195.56
CCEA	CUSTODIAN-REG PT (203R)	3	19.3024	3,345.75	40,148.94
CCEA	ELEC FLEET SVCS TECH (338)	1	29.1785	5,057.61	60,691.28
CCEA	ELEC FLEET SVCS TECH (338)	2	30.6693	5,316.00	63,792.04
CCEA	ELEC FLEET SVCS TECH (338)	3	32.2370	5,587.75	67,052.96
CCEA	ELEC FLEET SVCS TECH (338)	4	33.8841	5,873.25	70,478.98
CCEA	ELEC FLEET SVCS TECH (338)	5	35.6164	6,173.51	74,082.06
CCEA	ELECTRICAL MAINT CREWLEADER (337)	1	36.2728	6,287.28	75,447.32
CCEA	ELECTRICAL MAINT CREWLEADER (337)	2	38.1270	6,608.68	79,304.16
CCEA	ELECTRICAL MAINT CREWLEADER (337)	3	40.0748	6,946.29	83,355.48
CCEA	ELECTRICAL MAINT CREWLEADER (337)	4	42.1227	7,301.28	87,615.32
CCEA	ELECTRICAL MAINT CREWLEADER (337)	5	44.2754	7,674.40	92,092.78
CCEA	ENGINEERING DRAWING & DOC TECH (432)	1	34.7185	6,017.87	72,214.48
CCEA	ENGINEERING DRAWING & DOC TECH (432)	2	36.4928	6,325.41	75,904.92
CCEA	ENGINEERING DRAWING & DOC TECH (432)	3	38.3574	6,648.61	79,783.34
CCEA	ENGINEERING DRAWING & DOC TECH (432)	4	40.3173	6,988.32	83,859.88
CCEA	ENGINEERING DRAWING & DOC TECH (432)	5	42.3772	7,345.39	88,144.68
CCEA	ENGINEERING TECHNICIAN (406)	1	27.0608	4,690.53	56,286.36
CCEA	ENGINEERING TECHNICIAN (406)	2	28.4436	4,930.23	59,162.74
CCEA	ENGINEERING TECHNICIAN (406)	3	29.8974	5,182.21	62,186.54
CCEA	ENGINEERING TECHNICIAN (406)	4	31.4245	5,446.91	65,362.96
CCEA	ENGINEERING TECHNICIAN (406)	5	33.0302	5,725.24	68,702.92
CCEA	FACILITIES LEADWORKER (332)	1	30.8037	5,339.32	64,071.80
CCEA	FACILITIES LEADWORKER (332)	2	32.3785	5,612.27	67,347.28
CCEA	FACILITIES LEADWORKER (332)	3	34.0329	5,899.03	70,788.38
CCEA	FACILITIES LEADWORKER (332)	4	35.7712	6,200.35	74,404.20
CCEA	FACILITIES LEADWORKER (332)	5	37.5996	6,517.27	78,207.22
CCEA	FACILITIES MAINT CREW LEADER (322)	1	27.8812	4,832.75	57,993.00
CCEA	FACILITIES MAINT CREW LEADER (322)	2	29.3063	5,079.75	60,957.00
CCEA	FACILITIES MAINT CREW LEADER (322)	3	30.8037	5,339.32	64,071.80

Culver CITY

Salary Schedule

As of 07/01/2016

ATTACHMENT 15

Note: For FIRE job titles, the printed hourly rates are for 40-hour employees. To determine the hourly rates for 56-hour employees, divide the annual rate by 2912. (Titles with two codes in parentheses indicate they are 40-hour & 56-hour positions. The first code is for 40-hr, the second one for 56-hr.)

Group	Title	Step	Hourly Rate	Monthly Rate	Annual Rate
CCEA	FACILITIES MAINT CREW LEADER (322)	4	32.3785	5,612.27	67,347.28
CCEA	FACILITIES MAINT CREW LEADER (322)	5	34.0329	5,899.03	70,788.38
CCEA	FACILITIES MAINTENANCE WORKER (303)	1	22.5295	3,905.11	46,861.36
CCEA	FACILITIES MAINTENANCE WORKER (303)	2	23.6819	4,104.86	49,258.30
CCEA	FACILITIES MAINTENANCE WORKER (303)	3	24.8938	4,314.92	51,779.00
CCEA	FACILITIES MAINTENANCE WORKER (303)	4	26.1355	4,530.15	54,361.84
CCEA	FACILITIES MAINTENANCE WORKER (303)	5	27.4683	4,761.16	57,133.96
CCEA	FIRE PREVENTION SPECIALIST (437)	1	37.4510	6,491.51	77,898.08
CCEA	FIRE PREVENTION SPECIALIST (437)	2	39.3655	6,823.35	81,880.24
CCEA	FIRE PREVENTION SPECIALIST (437)	3	41.3765	7,171.93	86,063.12
CCEA	FIRE PREVENTION SPECIALIST (437)	4	43.4916	7,538.55	90,462.58
CCEA	FIRE PREVENTION SPECIALIST (437)	5	45.7136	7,923.70	95,084.34
CCEA	FIRE PREVENTION SPECIALIST-REG PT (437R)	1	37.4510	6,491.51	77,898.08
CCEA	FIRE PREVENTION SPECIALIST-REG PT (437R)	2	39.3655	6,823.35	81,880.24
CCEA	FIRE PREVENTION SPECIALIST-REG PT (437R)	3	41.3765	7,171.93	86,063.12
CCEA	FLEET SERVICES ASSISTANT (210)	1	20.1895	3,499.51	41,994.16
CCEA	FLEET SERVICES ASSISTANT (210)	2	21.2221	3,678.50	44,142.02
CCEA	FLEET SERVICES ASSISTANT (210)	3	22.3066	3,866.48	46,397.78
CCEA	FLEET SERVICES ASSISTANT (210)	4	23.4474	4,064.21	48,770.54
CCEA	FLEET SERVICES ASSISTANT (210)	5	24.6476	4,272.26	51,267.06
CCEA	FLEET SERVICES ASSISTANT-REG PT (210R)	1	20.1895	3,499.51	41,994.16
CCEA	FLEET SERVICES ASSISTANT-REG PT (210R)	2	21.2221	3,678.50	44,142.02
CCEA	FLEET SERVICES ASSISTANT-REG PT (210R)	3	22.3066	3,866.48	46,397.78
CCEA	FLEET SERVICES SUPERVISOR (427)	1	33.1906	5,753.04	69,036.50
CCEA	FLEET SERVICES SUPERVISOR (427)	2	34.8868	6,047.04	72,564.44
CCEA	FLEET SERVICES SUPERVISOR (427)	3	36.6695	6,356.05	76,272.56
CCEA	FLEET SERVICES SUPERVISOR (427)	4	38.5433	6,680.83	80,169.96
CCEA	FLEET SERVICES SUPERVISOR (427)	5	40.5133	7,022.30	84,267.56
CCEA	FLEET SERVICES TECHNICIAN (309)	1	23.3296	4,043.80	48,525.62
CCEA	FLEET SERVICES TECHNICIAN (309)	2	24.5245	4,250.91	51,010.96
CCEA	FLEET SERVICES TECHNICIAN (309)	3	25.7555	4,464.29	53,571.44
CCEA	FLEET SERVICES TECHNICIAN (309)	4	27.0608	4,690.53	56,286.36
CCEA	FLEET SERVICES TECHNICIAN (309)	5	28.4436	4,930.23	59,162.74
CCEA	FORENSIC SPECIALIST (335)	1	32.8666	5,696.88	68,362.58
CCEA	FORENSIC SPECIALIST (335)	2	34.5456	5,987.91	71,854.90
CCEA	FORENSIC SPECIALIST (335)	3	36.3113	6,293.95	75,527.40

Culver CITY

Salary Schedule

As of 07/01/2016

ATTACHMENT 15

Note: For FIRE job titles, the printed hourly rates are for 40-hour employees. To determine the hourly rates for 56-hour employees, divide the annual rate by 2912. (Titles with two codes in parentheses indicate they are 40-hour & 56-hour positions. The first code is for 40-hr, the second one for 56-hr.)

Group	Title	Step	Hourly Rate	Monthly Rate	Annual Rate
CCEA	FORENSIC SPECIALIST (335)	4	38.1664	6,615.51	79,386.06
CCEA	FORENSIC SPECIALIST (335)	5	40.1169	6,953.59	83,443.10
CCEA	GIS ANALYST (438)	1	38.3574	6,648.61	79,783.34
CCEA	GIS ANALYST (438)	2	40.3173	6,988.32	83,859.88
CCEA	GIS ANALYST (438)	3	42.3772	7,345.39	88,144.68
CCEA	GIS ANALYST (438)	4	44.5432	7,720.83	92,649.96
CCEA	GIS ANALYST (438)	5	46.8194	8,115.36	97,384.30
CCEA	GIS TECHNICIAN (424)	1	31.8989	5,529.14	66,349.66
CCEA	GIS TECHNICIAN (424)	2	33.5288	5,811.65	69,739.80
CCEA	GIS TECHNICIAN (424)	3	35.2417	6,108.57	73,302.84
CCEA	GIS TECHNICIAN (424)	4	37.0425	6,420.70	77,048.40
CCEA	GIS TECHNICIAN (424)	5	38.9357	6,748.86	80,986.36
CCEA	GRAPHIC SERVICES ASSISTANT (209)	1	20.0877	3,481.88	41,782.52
CCEA	GRAPHIC SERVICES ASSISTANT (209)	2	21.1159	3,660.09	43,921.02
CCEA	GRAPHIC SERVICES ASSISTANT (209)	3	22.1952	3,847.18	46,166.12
CCEA	GRAPHIC SERVICES ASSISTANT (209)	4	23.3296	4,043.80	48,525.62
CCEA	GRAPHIC SERVICES ASSISTANT (209)	5	24.5245	4,250.91	51,010.96
CCEA	GRAPHIC SERVICES SUPERVISOR (413)	1	28.5857	4,954.86	59,458.36
CCEA	GRAPHIC SERVICES SUPERVISOR (413)	2	30.0460	5,207.97	62,495.68
CCEA	GRAPHIC SERVICES SUPERVISOR (413)	3	31.5815	5,474.13	65,689.52
CCEA	GRAPHIC SERVICES SUPERVISOR (413)	4	33.1956	5,753.91	69,046.90
CCEA	GRAPHIC SERVICES SUPERVISOR (413)	5	34.8914	6,047.84	72,574.06
CCEA	HEAVY EQUIPMENT OPERATOR (313)	1	24.6476	4,272.26	51,267.06
CCEA	HEAVY EQUIPMENT OPERATOR (313)	2	25.8818	4,486.17	53,834.04
CCEA	HEAVY EQUIPMENT OPERATOR (313)	3	27.1955	4,713.89	56,566.64
CCEA	HEAVY EQUIPMENT OPERATOR (313)	4	28.5857	4,954.86	59,458.36
CCEA	HEAVY EQUIPMENT OPERATOR (313)	5	30.0460	5,207.97	62,495.68
CCEA	HEAVY EQUIPMENT OPERATOR-REG PT (313R)	1	24.6476	4,272.26	51,267.06
CCEA	HEAVY EQUIPMENT OPERATOR-REG PT (313R)	2	25.8818	4,486.17	53,834.04
CCEA	HEAVY EQUIPMENT OPERATOR-REG PT (313R)	3	27.1955	4,713.89	56,566.64
CCEA	HEAVY TRUCK DRIVER (312)	1	23.6819	4,104.86	49,258.30
CCEA	HEAVY TRUCK DRIVER (312)	2	24.8938	4,314.92	51,779.00
CCEA	HEAVY TRUCK DRIVER (312)	3	26.1355	4,530.15	54,361.84
CCEA	HEAVY TRUCK DRIVER (312)	4	27.4683	4,761.16	57,133.96
CCEA	HEAVY TRUCK DRIVER (312)	5	28.8722	5,004.52	60,054.28
CCEA	HEAVY TRUCK DRIVER-REG PT (312R)	1	23.6819	4,104.86	49,258.30

Culver CITY

Salary Schedule

As of 07/01/2016

ATTACHMENT 15

Note: For FIRE job titles, the printed hourly rates are for 40-hour employees. To determine the hourly rates for 56-hour employees, divide the annual rate by 2912. (Titles with two codes in parentheses indicate they are 40-hour & 56-hour positions. The first code is for 40-hr, the second one for 56-hr.)

Group	Title	Step	Hourly Rate	Monthly Rate	Annual Rate
CCEA	HEAVY TRUCK DRIVER-REG PT (312R)	2	24.8938	4,314.92	51,779.00
CCEA	HEAVY TRUCK DRIVER-REG PT (312R)	3	26.1355	4,530.15	54,361.84
CCEA	HOUSING ASSISTANT (409)	1	27.1955	4,713.89	56,566.64
CCEA	HOUSING ASSISTANT (409)	2	28.5857	4,954.86	59,458.36
CCEA	HOUSING ASSISTANT (409)	3	30.0460	5,207.97	62,495.68
CCEA	HOUSING ASSISTANT (409)	4	31.5815	5,474.13	65,689.52
CCEA	HOUSING ASSISTANT (409)	5	33.1956	5,753.91	69,046.90
CCEA	HOUSING SPECIALIST (426)	1	32.3785	5,612.27	67,347.28
CCEA	HOUSING SPECIALIST (426)	2	34.0329	5,899.03	70,788.38
CCEA	HOUSING SPECIALIST (426)	3	35.7712	6,200.35	74,404.20
CCEA	HOUSING SPECIALIST (426)	4	37.5996	6,517.27	78,207.22
CCEA	HOUSING SPECIALIST (426)	5	39.5214	6,850.37	82,204.46
CCEA	HUMAN RESOURCES ASSOCIATE (410)	1	30.6693	5,316.00	63,792.04
CCEA	HUMAN RESOURCES ASSOCIATE (410)	2	32.2370	5,587.75	67,052.96
CCEA	HUMAN RESOURCES ASSOCIATE (410)	3	33.8841	5,873.25	70,478.98
CCEA	HUMAN RESOURCES ASSOCIATE (410)	4	35.6164	6,173.51	74,082.06
CCEA	HUMAN RESOURCES ASSOCIATE (410)	5	37.4362	6,488.95	77,867.40
CCEA	HUMAN RESOURCES TECHNICIAN (411)	1	27.8812	4,832.75	57,993.00
CCEA	HUMAN RESOURCES TECHNICIAN (411)	2	29.3063	5,079.75	60,957.00
CCEA	HUMAN RESOURCES TECHNICIAN (411)	3	30.8037	5,339.32	64,071.80
CCEA	HUMAN RESOURCES TECHNICIAN (411)	4	32.3785	5,612.27	67,347.28
CCEA	HUMAN RESOURCES TECHNICIAN (411)	5	34.0329	5,899.03	70,788.38
CCEA	HVAC MAINTENANCE WORKER (326)	1	28.8722	5,004.52	60,054.28
CCEA	HVAC MAINTENANCE WORKER (326)	2	30.3473	5,260.19	63,122.28
CCEA	HVAC MAINTENANCE WORKER (326)	3	31.8989	5,529.14	66,349.66
CCEA	HVAC MAINTENANCE WORKER (326)	4	33.5288	5,811.65	69,739.80
CCEA	HVAC MAINTENANCE WORKER (326)	5	35.2417	6,108.57	73,302.84
CCEA	HVAC TECHNICIAN (339)	1	30.3158	5,254.73	63,056.76
CCEA	HVAC TECHNICIAN (339)	2	31.8587	5,522.18	66,266.20
CCEA	HVAC TECHNICIAN (339)	3	33.4938	5,805.58	69,667.00
CCEA	HVAC TECHNICIAN (339)	4	35.2053	6,102.24	73,226.92
CCEA	HVAC TECHNICIAN (339)	5	37.0038	6,413.98	76,967.80
CCEA	INFORMATION SYSTEMS ANALYST (435)	1	36.4928	6,325.41	75,904.92
CCEA	INFORMATION SYSTEMS ANALYST (435)	2	38.3574	6,648.61	79,783.34
CCEA	INFORMATION SYSTEMS ANALYST (435)	3	40.3173	6,988.32	83,859.88
CCEA	INFORMATION SYSTEMS ANALYST (435)	4	42.3772	7,345.39	88,144.68
CCEA	INFORMATION SYSTEMS ANALYST (435)	5	44.5432	7,720.83	92,649.96
CCEA	INFORMATION TECHNOLOGY ANALYST (418)	1	29.6003	5,130.71	61,568.52

Culver CITY

Salary Schedule

As of 07/01/2016

ATTACHMENT 15

Note: For FIRE job titles, the printed hourly rates are for 40-hour employees. To determine the hourly rates for 56-hour employees, divide the annual rate by 2912. (Titles with two codes in parentheses indicate they are 40-hour & 56-hour positions. The first code is for 40-hr, the second one for 56-hr.)

Group	Title	Step	Hourly Rate	Monthly Rate	Annual Rate
CCEA	INFORMATION TECHNOLOGY ANALYST (418)	2	31.1126	5,392.86	64,714.26
CCEA	INFORMATION TECHNOLOGY ANALYST (418)	3	32.7021	5,668.37	68,020.42
CCEA	INFORMATION TECHNOLOGY ANALYST (418)	4	34.3736	5,958.10	71,497.14
CCEA	INFORMATION TECHNOLOGY ANALYST (418)	5	36.1298	6,262.49	75,149.88
CCEA	IRRIGATION MAINTENANCE TECHNIC (304)	1	22.5295	3,905.11	46,861.36
CCEA	IRRIGATION MAINTENANCE TECHNIC (304)	2	23.6819	4,104.86	49,258.30
CCEA	IRRIGATION MAINTENANCE TECHNIC (304)	3	24.8938	4,314.92	51,779.00
CCEA	IRRIGATION MAINTENANCE TECHNIC (304)	4	26.1355	4,530.15	54,361.84
CCEA	IRRIGATION MAINTENANCE TECHNIC (304)	5	27.4683	4,761.16	57,133.96
CCEA	JAILER (218)	1	22.5295	3,905.11	46,861.36
CCEA	JAILER (218)	2	23.6819	4,104.86	49,258.30
CCEA	JAILER (218)	3	24.8938	4,314.92	51,779.00
CCEA	JAILER (218)	4	26.1355	4,530.15	54,361.84
CCEA	JAILER (218)	5	27.4683	4,761.16	57,133.96
CCEA	LABORER (204)	1	18.7335	3,247.14	38,965.68
CCEA	LABORER (204)	2	19.6917	3,413.24	40,958.84
CCEA	LABORER (204)	3	20.6989	3,587.81	43,053.66
CCEA	LABORER (204)	4	21.7568	3,771.17	45,254.04
CCEA	LABORER (204)	5	22.8690	3,963.96	47,567.52
CCEA	LABORER-REG PT (204R)	1	18.7335	3,247.14	38,965.68
CCEA	LABORER-REG PT (204R)	2	19.6917	3,413.24	40,958.84
CCEA	LABORER-REG PT (204R)	3	20.6989	3,587.81	43,053.66
CCEA	LEGAL SECRETARY (412)	1	28.4436	4,930.23	59,162.74
CCEA	LEGAL SECRETARY (412)	2	29.8974	5,182.21	62,186.54
CCEA	LEGAL SECRETARY (412)	3	31.4245	5,446.91	65,362.96
CCEA	LEGAL SECRETARY (412)	4	33.0302	5,725.24	68,702.92
CCEA	LEGAL SECRETARY (412)	5	34.7185	6,017.87	72,214.48
CCEA	MAINTENANCE CARPENTER (319)	1	26.1355	4,530.15	54,361.84
CCEA	MAINTENANCE CARPENTER (319)	2	27.4683	4,761.16	57,133.96
CCEA	MAINTENANCE CARPENTER (319)	3	28.8722	5,004.52	60,054.28
CCEA	MAINTENANCE CARPENTER (319)	4	30.3473	5,260.19	63,122.28
CCEA	MAINTENANCE CARPENTER (319)	5	31.8989	5,529.14	66,349.66
CCEA	MAINTENANCE ELECTRICIAN (328)	1	29.3063	5,079.75	60,957.00
CCEA	MAINTENANCE ELECTRICIAN (328)	2	30.8037	5,339.32	64,071.80
CCEA	MAINTENANCE ELECTRICIAN (328)	3	32.3785	5,612.27	67,347.28
CCEA	MAINTENANCE ELECTRICIAN (328)	4	34.0329	5,899.03	70,788.38
CCEA	MAINTENANCE ELECTRICIAN (328)	5	35.7712	6,200.35	74,404.20
CCEA	MAINTENANCE PAINTER (317)	1	26.0082	4,508.10	54,097.16

Culver CITY

Salary Schedule

As of 07/01/2016

ATTACHMENT 15

Note: For FIRE job titles, the printed hourly rates are for 40-hour employees. To determine the hourly rates for 56-hour employees, divide the annual rate by 2912. (Titles with two codes in parentheses indicate they are 40-hour & 56-hour positions. The first code is for 40-hr, the second one for 56-hr.)

Group	Title	Step	Hourly Rate	Monthly Rate	Annual Rate
CCEA	MAINTENANCE PAINTER (317)	2	27.3314	4,737.44	56,849.26
CCEA	MAINTENANCE PAINTER (317)	3	28.7290	4,979.69	59,756.32
CCEA	MAINTENANCE PAINTER (317)	4	30.1967	5,234.10	62,809.24
CCEA	MAINTENANCE PAINTER (317)	5	31.7396	5,501.54	66,018.42
CCEA	MAINTENANCE PLUMBER (329)	1	29.3063	5,079.75	60,957.00
CCEA	MAINTENANCE PLUMBER (329)	2	30.8037	5,339.32	64,071.80
CCEA	MAINTENANCE PLUMBER (329)	3	32.3785	5,612.27	67,347.28
CCEA	MAINTENANCE PLUMBER (329)	4	34.0329	5,899.03	70,788.38
CCEA	MAINTENANCE PLUMBER (329)	5	35.7712	6,200.35	74,404.20
CCEA	MAINTENANCE WORKER I (206)	1	19.5931	3,396.14	40,753.70
CCEA	MAINTENANCE WORKER I (206)	2	20.5959	3,569.95	42,839.42
CCEA	MAINTENANCE WORKER I (206)	3	21.6476	3,752.26	45,027.06
CCEA	MAINTENANCE WORKER I (206)	4	22.7544	3,944.09	47,329.10
CCEA	MAINTENANCE WORKER I (206)	5	23.9196	4,146.07	49,752.82
CCEA	MAINTENANCE WORKER I-REG PT (206R)	1	19.5931	3,396.14	40,753.70
CCEA	MAINTENANCE WORKER I-REG PT (206R)	2	20.5959	3,569.95	42,839.42
CCEA	MAINTENANCE WORKER I-REG PT (206R)	3	21.6476	3,752.26	45,027.06
CCEA	MAINTENANCE WORKER II (213)	1	20.8029	3,605.83	43,269.98
CCEA	MAINTENANCE WORKER II (213)	2	21.8651	3,789.96	45,479.46
CCEA	MAINTENANCE WORKER II (213)	3	22.9837	3,983.85	47,806.20
CCEA	MAINTENANCE WORKER II (213)	4	24.1604	4,187.80	50,253.58
CCEA	MAINTENANCE WORKER II (213)	5	25.3809	4,399.35	52,792.22
CCEA	MAINTENANCE WORKER II-REG PT (213R)	1	20.8029	3,605.83	43,269.98
CCEA	MAINTENANCE WORKER II-REG PT (213R)	2	21.8651	3,789.96	45,479.46
CCEA	MAINTENANCE WORKER II-REG PT (213R)	3	22.9837	3,983.85	47,806.20
CCEA	NETWORK ADMINISTRATOR (440)	1	40.1169	6,953.59	83,443.10
CCEA	NETWORK ADMINISTRATOR (440)	2	42.1671	7,308.97	87,707.62
CCEA	NETWORK ADMINISTRATOR (440)	3	44.3213	7,682.35	92,188.20
CCEA	NETWORK ADMINISTRATOR (440)	4	46.5860	8,074.91	96,898.88
CCEA	NETWORK ADMINISTRATOR (440)	5	48.9673	8,487.66	101,851.88
CCEA	OFFICE AUTOMATION SPECIALIST (229)	1	27.0608	4,690.53	56,286.36
CCEA	OFFICE AUTOMATION SPECIALIST (229)	2	28.4436	4,930.23	59,162.74
CCEA	OFFICE AUTOMATION SPECIALIST (229)	3	29.8974	5,182.21	62,186.54
CCEA	OFFICE AUTOMATION SPECIALIST (229)	4	31.4245	5,446.91	65,362.96
CCEA	OFFICE AUTOMATION SPECIALIST (229)	5	33.0302	5,725.24	68,702.92
CCEA	PARK MAINTENANCE CREWLEADER (315)	1	25.3809	4,399.35	52,792.22
CCEA	PARK MAINTENANCE CREWLEADER (315)	2	26.6586	4,620.83	55,449.94
CCEA	PARK MAINTENANCE CREWLEADER (315)	3	28.0212	4,857.02	58,284.20

Culver CITY

Salary Schedule

As of 07/01/2016

ATTACHMENT 15

Note: For FIRE job titles, the printed hourly rates are for 40-hour employees. To determine the hourly rates for 56-hour employees, divide the annual rate by 2912. (Titles with two codes in parentheses indicate they are 40-hour & 56-hour positions. The first code is for 40-hr, the second one for 56-hr.)

Group	Title	Step	Hourly Rate	Monthly Rate	Annual Rate
CCEA	PARK MAINTENANCE CREWLEADER (315)	4	29.4528	5,105.14	61,261.72
CCEA	PARK MAINTENANCE CREWLEADER (315)	5	30.9575	5,365.97	64,391.60
CCEA	PARK PATROL OFFICER (220)	1	23.2140	4,023.76	48,285.12
CCEA	PARK PATROL OFFICER (220)	2	24.4025	4,229.77	50,757.20
CCEA	PARK PATROL OFFICER (220)	3	25.6292	4,442.40	53,308.84
CCEA	PARK PATROL OFFICER (220)	4	26.9261	4,667.20	56,006.34
CCEA	PARK PATROL OFFICER (220)	5	28.3025	4,905.77	58,869.20
CCEA	PARKING ENFORCEMENT OFFICER (214)	1	21.3271	3,696.70	44,360.42
CCEA	PARKING ENFORCEMENT OFFICER (214)	2	22.4181	3,885.81	46,629.70
CCEA	PARKING ENFORCEMENT OFFICER (214)	3	23.5641	4,084.45	49,013.38
CCEA	PARKING ENFORCEMENT OFFICER (214)	4	24.7707	4,293.60	51,523.16
CCEA	PARKING ENFORCEMENT OFFICER (214)	5	26.0082	4,508.10	54,097.16
CCEA	PARKING METER TECHNICIAN (310)	1	24.4961	4,246.00	50,951.94
CCEA	PARKING METER TECHNICIAN (310)	2	25.7507	4,463.46	53,561.56
CCEA	PARKING METER TECHNICIAN (310)	3	27.0433	4,687.50	56,249.96
CCEA	PARKING METER TECHNICIAN (310)	4	28.4138	4,925.05	59,100.60
CCEA	PARKING METER TECHNICIAN (310)	5	29.8658	5,176.73	62,120.76
CCEA	PARKING SUPERVISOR (446)	1	29.3063	5,079.75	60,957.00
CCEA	PARKING SUPERVISOR (446)	2	30.8037	5,339.32	64,071.80
CCEA	PARKING SUPERVISOR (446)	3	32.3785	5,612.27	67,347.28
CCEA	PARKING SUPERVISOR (446)	4	34.0329	5,899.03	70,788.38
CCEA	PARKING SUPERVISOR (446)	5	35.7712	6,200.35	74,404.20
CCEA	PAYROLL TECHNICIAN (423)	1	27.8812	4,832.75	57,993.00
CCEA	PAYROLL TECHNICIAN (423)	2	29.3063	5,079.75	60,957.00
CCEA	PAYROLL TECHNICIAN (423)	3	30.8037	5,339.32	64,071.80
CCEA	PAYROLL TECHNICIAN (423)	4	32.3785	5,612.27	67,347.28
CCEA	PAYROLL TECHNICIAN (423)	5	34.0329	5,899.03	70,788.38
CCEA	PERMIT TECHNICIAN (215)	1	21.8651	3,789.96	45,479.46
CCEA	PERMIT TECHNICIAN (215)	2	22.9837	3,983.85	47,806.20
CCEA	PERMIT TECHNICIAN (215)	3	24.1604	4,187.80	50,253.58
CCEA	PERMIT TECHNICIAN (215)	4	25.3809	4,399.35	52,792.22
CCEA	PERMIT TECHNICIAN (215)	5	26.6586	4,620.83	55,449.94
CCEA	PERMIT TECHNICIAN II (230)	1	25.1449	4,358.45	52,301.34
CCEA	PERMIT TECHNICIAN II (230)	2	26.4313	4,581.42	54,977.00
CCEA	PERMIT TECHNICIAN II (230)	3	27.7845	4,815.98	57,791.76
CCEA	PERMIT TECHNICIAN II (230)	4	29.1880	5,059.25	60,711.04
CCEA	PERMIT TECHNICIAN II (230)	5	30.6574	5,313.95	63,767.34
CCEA	PERMIT TECHNICIAN-REG PT (215R)	1	21.8651	3,789.96	45,479.46

Culver CITY

Salary Schedule

As of 07/01/2016

ATTACHMENT 15

Note: For FIRE job titles, the printed hourly rates are for 40-hour employees. To determine the hourly rates for 56-hour employees, divide the annual rate by 2912. (Titles with two codes in parentheses indicate they are 40-hour & 56-hour positions. The first code is for 40-hr, the second one for 56-hr.)

Group	Title	Step	Hourly Rate	Monthly Rate	Annual Rate
CCEA	PERMIT TECHNICIAN-REG PT (215R)	2	22.9837	3,983.85	47,806.20
CCEA	PERMIT TECHNICIAN-REG PT (215R)	3	24.1604	4,187.80	50,253.58
CCEA	PLAN CHECK ENGINEER (436)	1	37.5763	6,513.22	78,158.60
CCEA	PLAN CHECK ENGINEER (436)	2	39.4960	6,845.97	82,151.68
CCEA	PLAN CHECK ENGINEER (436)	3	41.5144	7,195.83	86,349.90
CCEA	PLAN CHECK ENGINEER (436)	4	43.6358	7,563.53	90,762.36
CCEA	PLAN CHECK ENGINEER (436)	5	45.8664	7,950.17	95,402.06
CCEA	PLANNING TECHNICIAN (400)	1	23.2140	4,023.76	48,285.12
CCEA	PLANNING TECHNICIAN (400)	2	24.4025	4,229.77	50,757.20
CCEA	PLANNING TECHNICIAN (400)	3	25.6292	4,442.40	53,308.84
CCEA	PLANNING TECHNICIAN (400)	4	26.9261	4,667.20	56,006.34
CCEA	PLANNING TECHNICIAN (400)	5	28.3025	4,905.77	58,869.20
CCEA	POLICE RCRDS/PROPERTY SPRVSR (447)	1	29.3063	5,079.75	60,957.00
CCEA	POLICE RCRDS/PROPERTY SPRVSR (447)	2	30.8037	5,339.32	64,071.80
CCEA	POLICE RCRDS/PROPERTY SPRVSR (447)	3	32.3785	5,612.27	67,347.28
CCEA	POLICE RCRDS/PROPERTY SPRVSR (447)	4	34.0329	5,899.03	70,788.38
CCEA	POLICE RCRDS/PROPERTY SPRVSR (447)	5	35.7712	6,200.35	74,404.20
CCEA	POLICE RECORDS TECHNICIAN (208)	1	19.9889	3,464.74	41,576.86
CCEA	POLICE RECORDS TECHNICIAN (208)	2	21.0109	3,641.89	43,702.62
CCEA	POLICE RECORDS TECHNICIAN (208)	3	22.0847	3,828.02	45,936.28
CCEA	POLICE RECORDS TECHNICIAN (208)	4	23.2140	4,023.76	48,285.12
CCEA	POLICE RECORDS TECHNICIAN (208)	5	24.4025	4,229.77	50,757.20
CCEA	POOL MAINTENANCE TECHNICIAN (330)	1	29.3063	5,079.75	60,957.00
CCEA	POOL MAINTENANCE TECHNICIAN (330)	2	30.8037	5,339.32	64,071.80
CCEA	POOL MAINTENANCE TECHNICIAN (330)	3	32.3785	5,612.27	67,347.28
CCEA	POOL MAINTENANCE TECHNICIAN (330)	4	34.0329	5,899.03	70,788.38
CCEA	POOL MAINTENANCE TECHNICIAN (330)	5	35.7712	6,200.35	74,404.20
CCEA	PROPERTY INSPECTOR (443)	1	32.0581	5,556.74	66,680.90
CCEA	PROPERTY INSPECTOR (443)	2	33.6966	5,840.75	70,088.98
CCEA	PROPERTY INSPECTOR (443)	3	35.4179	6,139.10	73,669.18
CCEA	PROPERTY INSPECTOR (443)	4	37.2283	6,452.90	77,434.76
CCEA	PROPERTY INSPECTOR (443)	5	39.1300	6,782.53	81,390.40
CCEA	PROPERTY TECHNICIAN (221)	1	23.4474	4,064.21	48,770.54
CCEA	PROPERTY TECHNICIAN (221)	2	24.6476	4,272.26	51,267.06
CCEA	PROPERTY TECHNICIAN (221)	3	25.8818	4,486.17	53,834.04
CCEA	PROPERTY TECHNICIAN (221)	4	27.1955	4,713.89	56,566.64
CCEA	PROPERTY TECHNICIAN (221)	5	28.5857	4,954.86	59,458.36
CCEA	PUBLIC WORKS INSPECTOR (417)	1	29.4528	5,105.14	61,261.72

Culver CITY

Salary Schedule

As of 07/01/2016

ATTACHMENT 15

Note: For FIRE job titles, the printed hourly rates are for 40-hour employees. To determine the hourly rates for 56-hour employees, divide the annual rate by 2912. (Titles with two codes in parentheses indicate they are 40-hour & 56-hour positions. The first code is for 40-hr, the second one for 56-hr.)

Group	Title	Step	Hourly Rate	Monthly Rate	Annual Rate
CCEA	PUBLIC WORKS INSPECTOR (417)	2	30.9575	5,365.97	64,391.60
CCEA	PUBLIC WORKS INSPECTOR (417)	3	32.5398	5,640.22	67,682.68
CCEA	PUBLIC WORKS INSPECTOR (417)	4	34.2027	5,928.48	71,141.72
CCEA	PUBLIC WORKS INSPECTOR (417)	5	35.9505	6,231.42	74,777.04
CCEA	RECREATION COORDINATOR (227)	1	26.5259	4,597.82	55,173.82
CCEA	RECREATION COORDINATOR (227)	2	27.8812	4,832.75	57,993.00
CCEA	RECREATION COORDINATOR (227)	3	29.3063	5,079.75	60,957.00
CCEA	RECREATION COORDINATOR (227)	4	30.8037	5,339.32	64,071.80
CCEA	RECREATION COORDINATOR (227)	5	32.3785	5,612.27	67,347.28
CCEA	RECREATION COORDINATOR-REG PT (227R)	1	26.5259	4,597.82	55,173.82
CCEA	RECREATION COORDINATOR-REG PT (227R)	2	27.8812	4,832.75	57,993.00
CCEA	RECREATION COORDINATOR-REG PT (227R)	3	29.3063	5,079.75	60,957.00
CCEA	SAFETY OFFICER (444)	1	32.2172	5,584.32	67,011.88
CCEA	SAFETY OFFICER (444)	2	33.8632	5,869.63	70,435.56
CCEA	SAFETY OFFICER (444)	3	35.5939	6,169.61	74,035.26
CCEA	SAFETY OFFICER (444)	4	37.4129	6,484.90	77,818.78
CCEA	SAFETY OFFICER (444)	5	39.3241	6,816.18	81,794.18
CCEA	SAFETY SERVICES COMM OPER (225)	1	25.2567	4,377.84	52,534.04
CCEA	SAFETY SERVICES COMM OPER (225)	2	26.5259	4,597.82	55,173.82
CCEA	SAFETY SERVICES COMM OPER (225)	3	27.8812	4,832.75	57,993.00
CCEA	SAFETY SERVICES COMM OPER (225)	4	29.3063	5,079.75	60,957.00
CCEA	SAFETY SERVICES COMM OPER (225)	5	30.8037	5,339.32	64,071.80
CCEA	SANITATION COLLECTOR (301)	1	20.1895	3,499.51	41,994.16
CCEA	SANITATION COLLECTOR (301)	2	21.2221	3,678.50	44,142.02
CCEA	SANITATION COLLECTOR (301)	3	22.3066	3,866.48	46,397.78
CCEA	SANITATION COLLECTOR (301)	4	23.4474	4,064.21	48,770.54
CCEA	SANITATION COLLECTOR (301)	5	24.6476	4,272.26	51,267.06
CCEA	SANITATION DISPATCH (226)	1	25.8818	4,486.17	53,834.04
CCEA	SANITATION DISPATCH (226)	2	27.1955	4,713.89	56,566.64
CCEA	SANITATION DISPATCH (226)	3	28.5857	4,954.86	59,458.36
CCEA	SANITATION DISPATCH (226)	4	30.0460	5,207.97	62,495.68
CCEA	SANITATION DISPATCH (226)	5	31.5815	5,474.13	65,689.52
CCEA	SANITATION DRIVER (306)	1	22.8690	3,963.96	47,567.52
CCEA	SANITATION DRIVER (306)	2	24.0396	4,166.87	50,002.42
CCEA	SANITATION DRIVER (306)	3	25.2567	4,377.84	52,534.04
CCEA	SANITATION DRIVER (306)	4	26.5259	4,597.82	55,173.82
CCEA	SANITATION DRIVER (306)	5	27.8812	4,832.75	57,993.00
CCEA	SANITATION DRIVER-REG PT (306R)	1	22.8690	3,963.96	47,567.52

Culver CITY

Salary Schedule

As of 07/01/2016

ATTACHMENT 15

Note: For FIRE job titles, the printed hourly rates are for 40-hour employees. To determine the hourly rates for 56-hour employees, divide the annual rate by 2912. (Titles with two codes in parentheses indicate they are 40-hour & 56-hour positions. The first code is for 40-hr, the second one for 56-hr.)

Group	Title	Step	Hourly Rate	Monthly Rate	Annual Rate
CCEA	SANITATION DRIVER-REG PT (306R)	2	24.0396	4,166.87	50,002.42
CCEA	SANITATION DRIVER-REG PT (306R)	3	25.2567	4,377.84	52,534.04
CCEA	SANITATION ROLL-OFF DRIVER (311)	1	23.3296	4,043.80	48,525.62
CCEA	SANITATION ROLL-OFF DRIVER (311)	2	24.5245	4,250.91	51,010.96
CCEA	SANITATION ROLL-OFF DRIVER (311)	3	25.7555	4,464.29	53,571.44
CCEA	SANITATION ROLL-OFF DRIVER (311)	4	27.0608	4,690.53	56,286.36
CCEA	SANITATION ROLL-OFF DRIVER (311)	5	28.4436	4,930.23	59,162.74
CCEA	SCOUT VEHICLE OPERATOR (212)	1	20.5959	3,569.95	42,839.42
CCEA	SCOUT VEHICLE OPERATOR (212)	2	21.6476	3,752.26	45,027.06
CCEA	SCOUT VEHICLE OPERATOR (212)	3	22.7544	3,944.09	47,329.10
CCEA	SCOUT VEHICLE OPERATOR (212)	4	23.9196	4,146.07	49,752.82
CCEA	SCOUT VEHICLE OPERATOR (212)	5	25.1337	4,356.52	52,278.20
CCEA	SCOUT VEHICLE OPERATOR-REG PT (212R)	1	20.5959	3,569.95	42,839.42
CCEA	SCOUT VEHICLE OPERATOR-REG PT (212R)	2	21.6476	3,752.26	45,027.06
CCEA	SCOUT VEHICLE OPERATOR-REG PT (212R)	3	22.7544	3,944.09	47,329.10
CCEA	SECRETARY (216)	1	21.8651	3,789.96	45,479.46
CCEA	SECRETARY (216)	2	22.9837	3,983.85	47,806.20
CCEA	SECRETARY (216)	3	24.1604	4,187.80	50,253.58
CCEA	SECRETARY (216)	4	25.3809	4,399.35	52,792.22
CCEA	SECRETARY (216)	5	26.6586	4,620.83	55,449.94
CCEA	SERVICE DESK TECHNICIAN (403)	1	25.7555	4,464.29	53,571.44
CCEA	SERVICE DESK TECHNICIAN (403)	2	27.0608	4,690.53	56,286.36
CCEA	SERVICE DESK TECHNICIAN (403)	3	28.4436	4,930.23	59,162.74
CCEA	SERVICE DESK TECHNICIAN (403)	4	29.8974	5,182.21	62,186.54
CCEA	SERVICE DESK TECHNICIAN (403)	5	31.4245	5,446.91	65,362.96
CCEA	SEWER LIFT STATION ELECTRO MEC (318)	1	26.0082	4,508.10	54,097.16
CCEA	SEWER LIFT STATION ELECTRO MEC (318)	2	27.3314	4,737.44	56,849.26
CCEA	SEWER LIFT STATION ELECTRO MEC (318)	3	28.7290	4,979.69	59,756.32
CCEA	SEWER LIFT STATION ELECTRO MEC (318)	4	30.1967	5,234.10	62,809.24
CCEA	SEWER LIFT STATION ELECTRO MEC (318)	5	31.7396	5,501.54	66,018.42
CCEA	SOLID WASTE & RECYC CRW SPVR (405)	1	30.5785	5,300.27	63,603.28
CCEA	SOLID WASTE & RECYC CRW SPVR (405)	2	32.1380	5,570.59	66,847.04
CCEA	SOLID WASTE & RECYC CRW SPVR (405)	3	33.7806	5,855.31	70,263.70
CCEA	SOLID WASTE & RECYC CRW SPVR (405)	4	35.5064	6,154.44	73,853.26
CCEA	SOLID WASTE & RECYC CRW SPVR (405)	5	37.3216	6,469.08	77,628.98
CCEA	SR & SOCIAL SERVICES SPEC (408)	1	27.1955	4,713.89	56,566.64
CCEA	SR & SOCIAL SERVICES SPEC (408)	2	28.5857	4,954.86	59,458.36
CCEA	SR & SOCIAL SERVICES SPEC (408)	3	30.0460	5,207.97	62,495.68

Culver CITY

Salary Schedule

As of 07/01/2016

ATTACHMENT 15

Note: For FIRE job titles, the printed hourly rates are for 40-hour employees. To determine the hourly rates for 56-hour employees, divide the annual rate by 2912. (Titles with two codes in parentheses indicate they are 40-hour & 56-hour positions. The first code is for 40-hr, the second one for 56-hr.)

Group	Title	Step	Hourly Rate	Monthly Rate	Annual Rate
CCEA	SR & SOCIAL SERVICES SPEC (408)	4	31.5815	5,474.13	65,689.52
CCEA	SR & SOCIAL SERVICES SPEC (408)	5	33.1956	5,753.91	69,046.90
CCEA	SR ACCOUNT CLERK (217)	1	22.0847	3,828.02	45,936.28
CCEA	SR ACCOUNT CLERK (217)	2	23.2140	4,023.76	48,285.12
CCEA	SR ACCOUNT CLERK (217)	3	24.4025	4,229.77	50,757.20
CCEA	SR ACCOUNT CLERK (217)	4	25.6292	4,442.40	53,308.84
CCEA	SR ACCOUNT CLERK (217)	5	26.9261	4,667.20	56,006.34
CCEA	SR COMP PROGRAMMER ANALYST (442)	1	42.3772	7,345.39	88,144.68
CCEA	SR COMP PROGRAMMER ANALYST (442)	2	44.5432	7,720.83	92,649.96
CCEA	SR COMP PROGRAMMER ANALYST (442)	3	46.8194	8,115.36	97,384.30
CCEA	SR COMP PROGRAMMER ANALYST (442)	4	49.2114	8,529.97	102,359.66
CCEA	SR COMP PROGRAMMER ANALYST (442)	5	51.7265	8,965.93	107,591.12
CCEA	SR ENGINEERING TECHNICIAN (416)	1	29.4528	5,105.14	61,261.72
CCEA	SR ENGINEERING TECHNICIAN (416)	2	30.9575	5,365.97	64,391.60
CCEA	SR ENGINEERING TECHNICIAN (416)	3	32.5398	5,640.22	67,682.68
CCEA	SR ENGINEERING TECHNICIAN (416)	4	34.2027	5,928.48	71,141.72
CCEA	SR ENGINEERING TECHNICIAN (416)	5	35.9505	6,231.42	74,777.04
CCEA	SR FLEET SERVICES TECHNICIAN (321)	1	26.5259	4,597.82	55,173.82
CCEA	SR FLEET SERVICES TECHNICIAN (321)	2	27.8812	4,832.75	57,993.00
CCEA	SR FLEET SERVICES TECHNICIAN (321)	3	29.3063	5,079.75	60,957.00
CCEA	SR FLEET SERVICES TECHNICIAN (321)	4	30.8037	5,339.32	64,071.80
CCEA	SR FLEET SERVICES TECHNICIAN (321)	5	32.3785	5,612.27	67,347.28
CCEA	SR FORENSIC SPECIALIST (448)	1	36.1531	6,266.54	75,198.50
CCEA	SR FORENSIC SPECIALIST (448)	2	38.0001	6,586.69	79,040.26
CCEA	SR FORENSIC SPECIALIST (448)	3	39.9424	6,923.35	83,080.14
CCEA	SR FORENSIC SPECIALIST (448)	4	41.9830	7,277.05	87,324.64
CCEA	SR FORENSIC SPECIALIST (448)	5	44.1286	7,648.96	91,787.54
CCEA	SR JAILER (404)	1	26.1355	4,530.15	54,361.84
CCEA	SR JAILER (404)	2	27.4683	4,761.16	57,133.96
CCEA	SR JAILER (404)	3	28.8722	5,004.52	60,054.28
CCEA	SR JAILER (404)	4	30.3473	5,260.19	63,122.28
CCEA	SR JAILER (404)	5	31.8989	5,529.14	66,349.66
CCEA	SR PUBLIC WORKS INSPECTOR (445)	1	33.1956	5,753.91	69,046.90
CCEA	SR PUBLIC WORKS INSPECTOR (445)	2	34.8914	6,047.84	72,574.06
CCEA	SR PUBLIC WORKS INSPECTOR (445)	3	36.6753	6,357.04	76,284.52
CCEA	SR PUBLIC WORKS INSPECTOR (445)	4	38.5495	6,681.91	80,182.96
CCEA	SR PUBLIC WORKS INSPECTOR (445)	5	40.5190	7,023.29	84,279.52
CCEA	SR WELDER (340)	1	28.1286	4,875.63	58,507.54

Culver CITY

Salary Schedule

As of 07/01/2016

ATTACHMENT 15

Note: For FIRE job titles, the printed hourly rates are for 40-hour employees. To determine the hourly rates for 56-hour employees, divide the annual rate by 2912. (Titles with two codes in parentheses indicate they are 40-hour & 56-hour positions. The first code is for 40-hr, the second one for 56-hr.)

Group	Title	Step	Hourly Rate	Monthly Rate	Annual Rate
CCEA	SR WELDER (340)	2	29.5663	5,124.82	61,497.80
CCEA	SR WELDER (340)	3	31.0769	5,386.66	64,639.90
CCEA	SR WELDER (340)	4	32.8271	5,690.04	68,280.42
CCEA	SR WELDER (340)	5	34.3342	5,951.27	71,415.24
CCEA	STAFF ASST/SOLID WASTE OPS (421)	1	32.2172	5,584.32	67,011.88
CCEA	STAFF ASST/SOLID WASTE OPS (421)	2	33.8632	5,869.63	70,435.56
CCEA	STAFF ASST/SOLID WASTE OPS (421)	3	35.5939	6,169.61	74,035.26
CCEA	STAFF ASST/SOLID WASTE OPS (421)	4	37.4129	6,484.90	77,818.78
CCEA	STAFF ASST/SOLID WASTE OPS (421)	5	39.3241	6,816.18	81,794.18
CCEA	STORES SPECIALIST (211)	1	20.5950	3,569.80	42,837.60
CCEA	STORES SPECIALIST (211)	2	21.6487	3,752.45	45,029.40
CCEA	STORES SPECIALIST (211)	3	22.7547	3,944.16	47,329.88
CCEA	STORES SPECIALIST (211)	4	23.9187	4,145.92	49,751.00
CCEA	STORES SPECIALIST (211)	5	25.1428	4,358.08	52,296.92
CCEA	STREET LIGHTS TECHNICIAN (331)	1	29.3063	5,079.75	60,957.00
CCEA	STREET LIGHTS TECHNICIAN (331)	2	30.8037	5,339.32	64,071.80
CCEA	STREET LIGHTS TECHNICIAN (331)	3	32.3785	5,612.27	67,347.28
CCEA	STREET LIGHTS TECHNICIAN (331)	4	34.0329	5,899.03	70,788.38
CCEA	STREET LIGHTS TECHNICIAN (331)	5	35.7712	6,200.35	74,404.20
CCEA	STREET MAINTENANCE CREW LEADER (323)	1	27.8812	4,832.75	57,993.00
CCEA	STREET MAINTENANCE CREW LEADER (323)	2	29.3063	5,079.75	60,957.00
CCEA	STREET MAINTENANCE CREW LEADER (323)	3	30.8037	5,339.32	64,071.80
CCEA	STREET MAINTENANCE CREW LEADER (323)	4	32.3785	5,612.27	67,347.28
CCEA	STREET MAINTENANCE CREW LEADER (323)	5	34.0329	5,899.03	70,788.38
CCEA	STRUCTURAL REHAB SPECIALIST (334)	1	33.6610	5,834.57	70,014.88
CCEA	STRUCTURAL REHAB SPECIALIST (334)	2	35.3815	6,132.79	73,593.52
CCEA	STRUCTURAL REHAB SPECIALIST (334)	3	37.1888	6,446.05	77,352.60
CCEA	STRUCTURAL REHAB SPECIALIST (334)	4	39.0897	6,775.56	81,306.68
CCEA	STRUCTURAL REHAB SPECIALIST (334)	5	41.0864	7,121.64	85,459.66
CCEA	SUBDRAIN CREWLEADER (324)	1	27.8812	4,832.75	57,993.00
CCEA	SUBDRAIN CREWLEADER (324)	2	29.3063	5,079.75	60,957.00
CCEA	SUBDRAIN CREWLEADER (324)	3	30.8037	5,339.32	64,071.80
CCEA	SUBDRAIN CREWLEADER (324)	4	32.3785	5,612.27	67,347.28
CCEA	SUBDRAIN CREWLEADER (324)	5	34.0329	5,899.03	70,788.38
CCEA	SUBDRAIN WORKER (302)	1	21.3271	3,696.70	44,360.42
CCEA	SUBDRAIN WORKER (302)	2	22.4181	3,885.81	46,629.70
CCEA	SUBDRAIN WORKER (302)	3	23.5641	4,084.45	49,013.38
CCEA	SUBDRAIN WORKER (302)	4	24.7707	4,293.60	51,523.16
CCEA	SUBDRAIN WORKER (302)	5	26.0082	4,508.10	54,097.16

Culver CITY

Salary Schedule

As of 07/01/2016

ATTACHMENT 15

Note: For FIRE job titles, the printed hourly rates are for 40-hour employees. To determine the hourly rates for 56-hour employees, divide the annual rate by 2912. (Titles with two codes in parentheses indicate they are 40-hour & 56-hour positions. The first code is for 40-hr, the second one for 56-hr.)

Group	Title	Step	Hourly Rate	Monthly Rate	Annual Rate
CCEA	TELECOMMUNICATIONS ANALYST (430)	1	37.6230	6,521.32	78,255.84
CCEA	TELECOMMUNICATIONS ANALYST (430)	2	39.5456	6,854.58	82,254.90
CCEA	TELECOMMUNICATIONS ANALYST (430)	3	41.5663	7,204.82	86,457.80
CCEA	TELECOMMUNICATIONS ANALYST (430)	4	43.6908	7,573.06	90,876.76
CCEA	TELECOMMUNICATIONS ANALYST (430)	5	45.9226	7,959.92	95,519.06
CCEA	TRAFFIC PAINTER (308)	1	23.2140	4,023.76	48,285.12
CCEA	TRAFFIC PAINTER (308)	2	24.4025	4,229.77	50,757.20
CCEA	TRAFFIC PAINTER (308)	3	25.6292	4,442.40	53,308.84
CCEA	TRAFFIC PAINTER (308)	4	26.9261	4,667.20	56,006.34
CCEA	TRAFFIC PAINTER (308)	5	28.3025	4,905.77	58,869.20
CCEA	TRAFFIC PAINTING CREWLEADER (325)	1	28.3025	4,905.77	58,869.20
CCEA	TRAFFIC PAINTING CREWLEADER (325)	2	29.7478	5,156.28	61,875.32
CCEA	TRAFFIC PAINTING CREWLEADER (325)	3	31.2685	5,419.87	65,038.48
CCEA	TRAFFIC PAINTING CREWLEADER (325)	4	32.8666	5,696.88	68,362.58
CCEA	TRAFFIC PAINTING CREWLEADER (325)	5	34.5456	5,987.91	71,854.90
CCEA	TRAFFIC SIGNAL TECHNICIAN (336)	1	34.5456	5,987.91	71,854.90
CCEA	TRAFFIC SIGNAL TECHNICIAN (336)	2	36.3113	6,293.95	75,527.40
CCEA	TRAFFIC SIGNAL TECHNICIAN (336)	3	38.1664	6,615.51	79,386.06
CCEA	TRAFFIC SIGNAL TECHNICIAN (336)	4	40.1169	6,953.59	83,443.10
CCEA	TRAFFIC SIGNAL TECHNICIAN (336)	5	42.1671	7,308.97	87,707.62
CCEA	TRAINING & SAFETY INSTRUCTOR (414)	1	31.5815	5,474.13	65,689.52
CCEA	TRAINING & SAFETY INSTRUCTOR (414)	2	33.1956	5,753.91	69,046.90
CCEA	TRAINING & SAFETY INSTRUCTOR (414)	3	34.8914	6,047.84	72,574.06
CCEA	TRAINING & SAFETY INSTRUCTOR (414)	4	36.6753	6,357.04	76,284.52
CCEA	TRAINING & SAFETY INSTRUCTOR (414)	5	38.5495	6,681.91	80,182.96
CCEA	TRANSIT OPERATIONS SUPERVISOR (407)	1	30.0460	5,207.97	62,495.68
CCEA	TRANSIT OPERATIONS SUPERVISOR (407)	2	31.5815	5,474.13	65,689.52
CCEA	TRANSIT OPERATIONS SUPERVISOR (407)	3	33.1956	5,753.91	69,046.90
CCEA	TRANSIT OPERATIONS SUPERVISOR (407)	4	34.8914	6,047.84	72,574.06
CCEA	TRANSIT OPERATIONS SUPERVISOR (407)	5	36.6753	6,357.04	76,284.52
CCEA	URBAN FORESTER (316)	1	26.6589	4,620.87	55,450.46
CCEA	URBAN FORESTER (316)	2	28.0216	4,857.08	58,284.98
CCEA	URBAN FORESTER (316)	3	29.4524	5,105.08	61,260.94
CCEA	URBAN FORESTER (316)	4	30.9577	5,366.01	64,392.12
CCEA	URBAN FORESTER (316)	5	32.5400	5,640.27	67,683.20
CCEA	VAN DRIVER (300)	1	18.8269	3,263.33	39,159.90
CCEA	VAN DRIVER (300)	2	19.6917	3,413.24	40,958.84
CCEA	VAN DRIVER (300)	3	20.6989	3,587.81	43,053.66

Culver CITY

Salary Schedule

As of 07/01/2016

ATTACHMENT 15

Note: For FIRE job titles, the printed hourly rates are for 40-hour employees. To determine the hourly rates for 56-hour employees, divide the annual rate by 2912. (Titles with two codes in parentheses indicate they are 40-hour & 56-hour positions. The first code is for 40-hr, the second one for 56-hr.)

Group	Title	Step	Hourly Rate	Monthly Rate	Annual Rate
CCEA	VAN DRIVER (300)	4	21.7568	3,771.17	45,254.04
CCEA	VAN DRIVER (300)	5	22.8690	3,963.96	47,567.52
CCEA	WAREHOUSE SUPERVISOR (401)	1	25.8132	4,474.30	53,691.56
CCEA	WAREHOUSE SUPERVISOR (401)	2	27.1342	4,703.27	56,439.24
CCEA	WAREHOUSE SUPERVISOR (401)	3	28.4877	4,937.88	59,254.52
CCEA	WAREHOUSE SUPERVISOR (401)	4	29.9406	5,189.71	62,276.50
CCEA	WAREHOUSE SUPERVISOR (401)	5	31.4708	5,454.93	65,459.16
CCEA	WEBMASTER (441)	1	41.7479	7,236.30	86,835.58
CCEA	WEBMASTER (441)	2	43.8820	7,606.21	91,274.56
CCEA	WEBMASTER (441)	3	46.1244	7,994.89	95,938.70
CCEA	WEBMASTER (441)	4	48.4813	8,403.42	100,841.00
CCEA	WEBMASTER (441)	5	50.9582	8,832.76	105,993.16
CCEA	WELDER (320)	1	26.7892	4,643.47	55,721.64
CCEA	WELDER (320)	2	28.1584	4,880.79	58,569.42
CCEA	WELDER (320)	3	29.5970	5,130.15	61,561.76
CCEA	WELDER (320)	4	31.2639	5,419.07	65,028.86
CCEA	WELDER (320)	5	32.6993	5,667.87	68,014.44
CCEA	WELDER-REG PT (320R)	1	26.7892	4,643.47	55,721.64
CCEA	WELDER-REG PT (320R)	2	28.1584	4,880.79	58,569.42
CCEA	WELDER-REG PT (320R)	3	29.5970	5,130.15	61,561.76

Culver CITY

Salary Schedule

As of 07/01/2016

ATTACHMENT 15

Note: For FIRE job titles, the printed hourly rates are for 40-hour employees. To determine the hourly rates for 56-hour employees, divide the annual rate by 2912. (Titles with two codes in parentheses indicate they are 40-hour & 56-hour positions. The first code is for 40-hr, the second one for 56-hr.)

Group	Title	Step	Hourly Rate	Monthly Rate	Annual Rate
CCMG	ACCOUNTING OPERATIONS MANAGER (803)	1	45.6613	7,914.62	94,975.40
CCMG	ACCOUNTING OPERATIONS MANAGER (803)	2	47.9950	8,319.13	99,829.60
CCMG	ACCOUNTING OPERATIONS MANAGER (803)	3	50.4468	8,744.10	104,929.24
CCMG	ACCOUNTING OPERATIONS MANAGER (803)	4	53.0251	9,191.02	110,292.26
CCMG	ACCOUNTING OPERATIONS MANAGER (803)	5	55.7344	9,660.63	115,927.50
CCMG	ADVANCED PLANNING MANAGER (826)	1	59.1690	10,255.96	123,071.52
CCMG	ADVANCED PLANNING MANAGER (826)	2	62.1934	10,780.19	129,362.22
CCMG	ADVANCED PLANNING MANAGER (826)	3	65.3714	11,331.04	135,972.46
CCMG	ADVANCED PLANNING MANAGER (826)	4	68.7118	11,910.04	142,920.44
CCMG	ADVANCED PLANNING MANAGER (826)	5	72.2221	12,518.50	150,222.02
CCMG	ASSISTANT CITY ATTORNEY (818)	1	75.7376	13,127.86	157,534.26
CCMG	ASSISTANT CITY ATTORNEY (818)	2	79.6093	13,798.94	165,587.24
CCMG	ASSISTANT CITY ATTORNEY (818)	3	83.6766	14,503.95	174,047.38
CCMG	ASSISTANT CITY ATTORNEY (818)	4	87.9516	15,244.95	182,939.38
CCMG	ASSISTANT CITY ATTORNEY (818)	5	92.4452	16,023.84	192,286.12
CCMG	ASST CHIEF FINANCIAL OFFICER (824)	1	62.1934	10,780.19	129,362.22
CCMG	ASST CHIEF FINANCIAL OFFICER (824)	2	65.3714	11,331.04	135,972.46
CCMG	ASST CHIEF FINANCIAL OFFICER (824)	3	68.7118	11,910.04	142,920.44
CCMG	ASST CHIEF FINANCIAL OFFICER (824)	4	72.2221	12,518.50	150,222.02
CCMG	ASST CHIEF FINANCIAL OFFICER (824)	5	75.9131	13,158.28	157,899.30
CCMG	ASST MAINT OPERATIONS MANAGER (823)	1	42.1608	7,307.86	87,694.36
CCMG	ASST MAINT OPERATIONS MANAGER (823)	2	44.3148	7,681.22	92,174.68
CCMG	ASST MAINT OPERATIONS MANAGER (823)	3	46.5792	8,073.74	96,884.84
CCMG	ASST MAINT OPERATIONS MANAGER (823)	4	48.9595	8,486.31	101,835.76
CCMG	ASST MAINT OPERATIONS MANAGER (823)	5	51.4621	8,920.10	107,041.22
CCMG	BUDGET & FINANCIAL OPS MANAGER (804)	1	50.2274	8,706.08	104,472.94
CCMG	BUDGET & FINANCIAL OPS MANAGER (804)	2	52.7945	9,151.05	109,812.56
CCMG	BUDGET & FINANCIAL OPS MANAGER (804)	3	55.4914	9,618.51	115,422.06
CCMG	BUDGET & FINANCIAL OPS MANAGER (804)	4	58.3277	10,110.14	121,321.72
CCMG	BUDGET & FINANCIAL OPS MANAGER (804)	5	61.3078	10,626.68	127,520.12
CCMG	BUDGET MANAGEMENT ANALYST (709)	1	38.3516	6,647.62	79,771.38
CCMG	BUDGET MANAGEMENT ANALYST (709)	2	40.3119	6,987.39	83,848.70
CCMG	BUDGET MANAGEMENT ANALYST (709)	3	42.3718	7,344.44	88,133.24
CCMG	BUDGET MANAGEMENT ANALYST (709)	4	44.5367	7,719.70	92,636.44
CCMG	BUDGET MANAGEMENT ANALYST (709)	5	46.8120	8,114.08	97,368.96
CCMG	BUILDING MAINTENANCE SUPV (706)	1	35.9464	6,230.71	74,768.46
CCMG	BUILDING MAINTENANCE SUPV (706)	2	37.7834	6,549.12	78,589.42
CCMG	BUILDING MAINTENANCE SUPV (706)	3	39.7144	6,883.83	82,605.90
CCMG	BUILDING MAINTENANCE SUPV (706)	4	41.7440	7,235.63	86,827.52

Culver CITY

Salary Schedule

As of 07/01/2016

ATTACHMENT 15

Note: For FIRE job titles, the printed hourly rates are for 40-hour employees. To determine the hourly rates for 56-hour employees, divide the annual rate by 2912. (Titles with two codes in parentheses indicate they are 40-hour & 56-hour positions. The first code is for 40-hr, the second one for 56-hr.)

Group	Title	Step	Hourly Rate	Monthly Rate	Annual Rate
CCMG	BUILDING MAINTENANCE SUPV (706)	5	43.8764	7,605.24	91,262.86
CCMG	BUILDING OFFICIAL (817)	1	60.9647	10,567.22	126,806.68
CCMG	BUILDING OFFICIAL (817)	2	64.0800	11,107.20	133,286.40
CCMG	BUILDING OFFICIAL (817)	3	67.3544	11,674.76	140,097.10
CCMG	BUILDING OFFICIAL (817)	4	70.7943	12,271.00	147,252.04
CCMG	BUILDING OFFICIAL (817)	5	74.4140	12,898.43	154,781.12
CCMG	CITY CLERK (828)	1	62.1934	10,780.19	129,362.22
CCMG	CITY CLERK (828)	2	65.3714	11,331.04	135,972.46
CCMG	CITY CLERK (828)	3	68.7118	11,910.04	142,920.44
CCMG	CITY CLERK (828)	4	72.2221	12,518.50	150,222.02
CCMG	CITY CLERK (828)	5	75.9131	13,158.28	157,899.30
CCMG	CLAIMS & SAFETY COORDINATOR (711)	1	38.9297	6,747.82	80,973.88
CCMG	CLAIMS & SAFETY COORDINATOR (711)	2	40.9191	7,092.65	85,111.78
CCMG	CLAIMS & SAFETY COORDINATOR (711)	3	43.0104	7,455.13	89,461.58
CCMG	CLAIMS & SAFETY COORDINATOR (711)	4	45.2077	7,836.01	94,032.12
CCMG	CLAIMS & SAFETY COORDINATOR (711)	5	47.5177	8,236.41	98,836.92
CCMG	CULTURAL AFFAIRS COORD (724)	1	40.1107	6,952.53	83,430.36
CCMG	CULTURAL AFFAIRS COORD (724)	2	42.1608	7,307.86	87,694.36
CCMG	CULTURAL AFFAIRS COORD (724)	3	44.3148	7,681.22	92,174.68
CCMG	CULTURAL AFFAIRS COORD (724)	4	46.5792	8,073.74	96,884.84
CCMG	CULTURAL AFFAIRS COORD (724)	5	48.9595	8,486.31	101,835.76
CCMG	DEP CMTY DEV DIR/ECON DEV MGR (819)	1	62.1934	10,780.19	129,362.22
CCMG	DEP CMTY DEV DIR/ECON DEV MGR (819)	2	65.3714	11,331.04	135,972.46
CCMG	DEP CMTY DEV DIR/ECON DEV MGR (819)	3	68.7118	11,910.04	142,920.44
CCMG	DEP CMTY DEV DIR/ECON DEV MGR (819)	4	72.2221	12,518.50	150,222.02
CCMG	DEP CMTY DEV DIR/ECON DEV MGR (819)	5	75.9131	13,158.28	157,899.30
CCMG	DEP CMTY DEV DIR/PLANNING MGR (816)	1	59.1690	10,255.96	123,071.52
CCMG	DEP CMTY DEV DIR/PLANNING MGR (816)	2	62.1934	10,780.19	129,362.22
CCMG	DEP CMTY DEV DIR/PLANNING MGR (816)	3	65.3714	11,331.04	135,972.46
CCMG	DEP CMTY DEV DIR/PLANNING MGR (816)	4	68.7118	11,910.04	142,920.44
CCMG	DEP CMTY DEV DIR/PLANNING MGR (816)	5	72.2221	12,518.50	150,222.02
CCMG	DEPUTY CITY ATTORNEY I (720)	1	53.2903	9,236.98	110,843.72
CCMG	DEPUTY CITY ATTORNEY I (720)	2	56.0137	9,709.05	116,508.60
CCMG	DEPUTY CITY ATTORNEY I (720)	3	58.8746	10,204.94	122,459.22
CCMG	DEPUTY CITY ATTORNEY I (720)	4	61.8827	10,726.34	128,716.12
CCMG	DEPUTY CITY ATTORNEY I (720)	5	65.0466	11,274.75	135,296.98
CCMG	DEPUTY CITY ATTORNEY II (721)	1	57.4252	9,953.71	119,444.52
CCMG	DEPUTY CITY ATTORNEY II (721)	2	60.3596	10,462.34	125,548.02

Culver CITY

Salary Schedule

As of 07/01/2016

ATTACHMENT 15

Note: For FIRE job titles, the printed hourly rates are for 40-hour employees. To determine the hourly rates for 56-hour employees, divide the annual rate by 2912. (Titles with two codes in parentheses indicate they are 40-hour & 56-hour positions. The first code is for 40-hr, the second one for 56-hr.)

Group	Title	Step	Hourly Rate	Monthly Rate	Annual Rate
CCMG	DEPUTY CITY ATTORNEY II (721)	3	63.4435	10,996.87	131,962.48
CCMG	DEPUTY CITY ATTORNEY II (721)	4	66.6854	11,558.80	138,705.58
CCMG	DEPUTY CITY ATTORNEY II (721)	5	70.0929	12,149.43	145,793.18
CCMG	DEPUTY TRANS DIRECTOR (821)	1	57.4252	9,953.71	119,444.52
CCMG	DEPUTY TRANS DIRECTOR (821)	2	60.3596	10,462.34	125,548.02
CCMG	DEPUTY TRANS DIRECTOR (821)	3	63.4435	10,996.87	131,962.48
CCMG	DEPUTY TRANS DIRECTOR (821)	4	66.6854	11,558.80	138,705.58
CCMG	DEPUTY TRANS DIRECTOR (821)	5	70.0929	12,149.43	145,793.18
CCMG	ECON DEV PROJECT MANAGER (718)	1	47.5177	8,236.41	98,836.92
CCMG	ECON DEV PROJECT MANAGER (718)	2	49.9466	8,657.42	103,888.98
CCMG	ECON DEV PROJECT MANAGER (718)	3	52.4990	9,099.83	109,197.92
CCMG	ECON DEV PROJECT MANAGER (718)	4	55.1814	9,564.77	114,777.26
CCMG	ECON DEV PROJECT MANAGER (718)	5	58.0001	10,053.36	120,640.26
CCMG	ECONOMIC DEV MANAGER (806)	1	47.5177	8,236.41	98,836.92
CCMG	ECONOMIC DEV MANAGER (806)	2	49.9466	8,657.42	103,888.98
CCMG	ECONOMIC DEV MANAGER (806)	3	52.4990	9,099.83	109,197.92
CCMG	ECONOMIC DEV MANAGER (806)	4	55.1814	9,564.77	114,777.26
CCMG	ECONOMIC DEV MANAGER (806)	5	58.0001	10,053.36	120,640.26
CCMG	EMERGENCY PREPAREDNESS COORD (712)	1	40.5087	7,021.52	84,258.20
CCMG	EMERGENCY PREPAREDNESS COORD (712)	2	42.5789	7,380.34	88,564.06
CCMG	EMERGENCY PREPAREDNESS COORD (712)	3	44.7539	7,757.34	93,088.06
CCMG	EMERGENCY PREPAREDNESS COORD (712)	4	47.0416	8,153.88	97,846.58
CCMG	EMERGENCY PREPAREDNESS COORD (712)	5	49.4452	8,570.51	102,846.12
CCMG	ENFORCMENT SERVICES MANAGER (800)	1	41.9772	7,276.06	87,312.68
CCMG	ENFORCMENT SERVICES MANAGER (800)	2	44.1217	7,647.77	91,773.24
CCMG	ENFORCMENT SERVICES MANAGER (800)	3	46.3767	8,038.64	96,463.64
CCMG	ENFORCMENT SERVICES MANAGER (800)	4	48.7463	8,449.35	101,392.20
CCMG	ENFORCMENT SERVICES MANAGER (800)	5	51.2372	8,881.12	106,573.48
CCMG	ENGINEERING SERVICES MANAGER (814)	1	57.1384	9,903.99	118,847.82
CCMG	ENGINEERING SERVICES MANAGER (814)	2	60.0587	10,410.18	124,922.20
CCMG	ENGINEERING SERVICES MANAGER (814)	3	63.1274	10,942.08	131,304.94
CCMG	ENGINEERING SERVICES MANAGER (814)	4	66.3543	11,501.40	138,016.84
CCMG	ENGINEERING SERVICES MANAGER (814)	5	69.7433	12,088.83	145,065.96
CCMG	ENVIRONMENTAL COORDINATOR (722)	1	39.7144	6,883.83	82,605.90
CCMG	ENVIRONMENTAL COORDINATOR (722)	2	41.7440	7,235.63	86,827.52
CCMG	ENVIRONMENTAL COORDINATOR (722)	3	43.8764	7,605.24	91,262.86
CCMG	ENVIRONMENTAL COORDINATOR (722)	4	46.1192	7,994.00	95,928.04
CCMG	ENVIRONMENTAL COORDINATOR (722)	5	48.4757	8,402.46	100,829.56

Culver CITY

Salary Schedule

As of 07/01/2016

ATTACHMENT 15

Note: For FIRE job titles, the printed hourly rates are for 40-hour employees. To determine the hourly rates for 56-hour employees, divide the annual rate by 2912. (Titles with two codes in parentheses indicate they are 40-hour & 56-hour positions. The first code is for 40-hr, the second one for 56-hr.)

Group	Title	Step	Hourly Rate	Monthly Rate	Annual Rate
CCMG	ENVIRONMENTAL PROGS/OPS MANAGE (815)	1	57.1384	9,903.99	118,847.82
CCMG	ENVIRONMENTAL PROGS/OPS MANAGE (815)	2	60.0587	10,410.18	124,922.20
CCMG	ENVIRONMENTAL PROGS/OPS MANAGE (815)	3	63.1274	10,942.08	131,304.94
CCMG	ENVIRONMENTAL PROGS/OPS MANAGE (815)	4	66.3543	11,501.40	138,016.84
CCMG	ENVIRONMENTAL PROGS/OPS MANAGE (815)	5	69.7433	12,088.83	145,065.96
CCMG	FLEET SERVICES MANAGER (811)	1	51.4621	8,920.10	107,041.22
CCMG	FLEET SERVICES MANAGER (811)	2	54.0913	9,375.82	112,509.80
CCMG	FLEET SERVICES MANAGER (811)	3	56.8547	9,854.82	118,257.88
CCMG	FLEET SERVICES MANAGER (811)	4	59.7600	10,358.40	124,300.80
CCMG	FLEET SERVICES MANAGER (811)	5	62.8147	10,887.89	130,654.68
CCMG	HOUSING PROGRAMS ADMINISTRATOR (809)	1	50.9533	8,831.90	105,982.76
CCMG	HOUSING PROGRAMS ADMINISTRATOR (809)	2	53.5565	9,283.13	111,397.52
CCMG	HOUSING PROGRAMS ADMINISTRATOR (809)	3	56.2929	9,757.43	117,089.18
CCMG	HOUSING PROGRAMS ADMINISTRATOR (809)	4	59.1690	10,255.96	123,071.52
CCMG	HOUSING PROGRAMS ADMINISTRATOR (809)	5	62.1934	10,780.19	129,362.22
CCMG	HOUSING PROGRAMS SUPERVISOR (827)	1	38.3201	6,642.16	79,705.86
CCMG	HOUSING PROGRAMS SUPERVISOR (827)	2	40.2360	6,974.24	83,690.88
CCMG	HOUSING PROGRAMS SUPERVISOR (827)	3	42.2479	7,322.97	87,875.58
CCMG	HOUSING PROGRAMS SUPERVISOR (827)	4	44.3603	7,689.11	92,269.32
CCMG	HOUSING PROGRAMS SUPERVISOR (827)	5	46.5783	8,073.56	96,882.76
CCMG	HUMAN RESOURCES ANALYST (702)	1	35.4129	6,138.23	73,658.78
CCMG	HUMAN RESOURCES ANALYST (702)	2	37.2227	6,451.94	77,423.32
CCMG	HUMAN RESOURCES ANALYST (702)	3	39.1245	6,781.58	81,378.96
CCMG	HUMAN RESOURCES ANALYST (702)	4	41.1237	7,128.12	85,537.40
CCMG	HUMAN RESOURCES ANALYST (702)	5	43.2247	7,492.29	89,907.48
CCMG	LEGAL OPERATIONS MANAGER (715)	1	42.1608	7,307.86	87,694.36
CCMG	LEGAL OPERATIONS MANAGER (715)	2	44.3148	7,681.22	92,174.68
CCMG	LEGAL OPERATIONS MANAGER (715)	3	46.5792	8,073.74	96,884.84
CCMG	LEGAL OPERATIONS MANAGER (715)	4	48.9595	8,486.31	101,835.76
CCMG	LEGAL OPERATIONS MANAGER (715)	5	51.4621	8,920.10	107,041.22
CCMG	MAINTENANCE OPERATIONS MGR (813)	1	51.9774	9,009.41	108,112.94
CCMG	MAINTENANCE OPERATIONS MGR (813)	2	54.6335	9,469.81	113,637.68
CCMG	MAINTENANCE OPERATIONS MGR (813)	3	57.4252	9,953.71	119,444.52

Culver CITY

Salary Schedule

As of 07/01/2016

ATTACHMENT 15

Note: For FIRE job titles, the printed hourly rates are for 40-hour employees. To determine the hourly rates for 56-hour employees, divide the annual rate by 2912. (Titles with two codes in parentheses indicate they are 40-hour & 56-hour positions. The first code is for 40-hr, the second one for 56-hr.)

Group	Title	Step	Hourly Rate	Monthly Rate	Annual Rate
CCMG	MAINTENANCE OPERATIONS MGR (813)	4	60.3596	10,462.34	125,548.02
CCMG	MAINTENANCE OPERATIONS MGR (813)	5	63.4435	10,996.87	131,962.48
CCMG	MANAGEMENT ANALYST (703)	1	35.4129	6,138.23	73,658.78
CCMG	MANAGEMENT ANALYST (703)	2	37.2227	6,451.94	77,423.32
CCMG	MANAGEMENT ANALYST (703)	3	39.1245	6,781.58	81,378.96
CCMG	MANAGEMENT ANALYST (703)	4	41.1237	7,128.12	85,537.40
CCMG	MANAGEMENT ANALYST (703)	5	43.2247	7,492.29	89,907.48
CCMG	PARK MAINTENANCE SUPERVISOR (700)	1	34.5405	5,987.02	71,844.24
CCMG	PARK MAINTENANCE SUPERVISOR (700)	2	36.3059	6,293.02	75,516.22
CCMG	PARK MAINTENANCE SUPERVISOR (700)	3	38.1612	6,614.62	79,375.40
CCMG	PARK MAINTENANCE SUPERVISOR (700)	4	40.1107	6,952.53	83,430.36
CCMG	PARK MAINTENANCE SUPERVISOR (700)	5	42.1608	7,307.86	87,694.36
CCMG	PARKS MANAGER (802)	1	46.5306	8,065.31	96,783.70
CCMG	PARKS MANAGER (802)	2	48.9082	8,477.43	101,729.16
CCMG	PARKS MANAGER (802)	3	51.4074	8,910.61	106,927.34
CCMG	PARKS MANAGER (802)	4	54.0351	9,366.09	112,393.06
CCMG	PARKS MANAGER (802)	5	56.7958	9,844.60	118,135.16
CCMG	PROCURE & FINANCIAL SVCS MGR (820)	1	45.6613	7,914.62	94,975.40
CCMG	PROCURE & FINANCIAL SVCS MGR (820)	2	47.9950	8,319.13	99,829.60
CCMG	PROCURE & FINANCIAL SVCS MGR (820)	3	50.4468	8,744.10	104,929.24
CCMG	PROCURE & FINANCIAL SVCS MGR (820)	4	53.0251	9,191.02	110,292.26
CCMG	PROCURE & FINANCIAL SVCS MGR (820)	5	55.7344	9,660.63	115,927.50
CCMG	RECREATION SUPERVISOR (701)	1	34.7136	6,017.03	72,204.34
CCMG	RECREATION SUPERVISOR (701)	2	36.4866	6,324.35	75,892.18
CCMG	RECREATION SUPERVISOR (701)	3	38.3516	6,647.62	79,771.38
CCMG	RECREATION SUPERVISOR (701)	4	40.3119	6,987.39	83,848.70
CCMG	RECREATION SUPERVISOR (701)	5	42.3718	7,344.44	88,133.24
CCMG	REVENUE OPERATIONS MANAGER (805)	1	45.6613	7,914.62	94,975.40
CCMG	REVENUE OPERATIONS MANAGER (805)	2	47.9950	8,319.13	99,829.60
CCMG	REVENUE OPERATIONS MANAGER (805)	3	50.4468	8,744.10	104,929.24
CCMG	REVENUE OPERATIONS MANAGER (805)	4	53.0251	9,191.02	110,292.26
CCMG	REVENUE OPERATIONS MANAGER (805)	5	55.7344	9,660.63	115,927.50
CCMG	SENIOR ACCOUNTANT (707)	1	36.4866	6,324.35	75,892.18
CCMG	SENIOR ACCOUNTANT (707)	2	38.3516	6,647.62	79,771.38
CCMG	SENIOR ACCOUNTANT (707)	3	40.3119	6,987.39	83,848.70
CCMG	SENIOR ACCOUNTANT (707)	4	42.3718	7,344.44	88,133.24
CCMG	SENIOR ACCOUNTANT (707)	5	44.5367	7,719.70	92,636.44
CCMG	SOLID WASTE & REC OPS SUPV (710)	1	42.1608	7,307.86	87,694.36

Culver CITY

Salary Schedule

As of 07/01/2016

ATTACHMENT 15

Note: For FIRE job titles, the printed hourly rates are for 40-hour employees. To determine the hourly rates for 56-hour employees, divide the annual rate by 2912. (Titles with two codes in parentheses indicate they are 40-hour & 56-hour positions. The first code is for 40-hr, the second one for 56-hr.)

Group	Title	Step	Hourly Rate	Monthly Rate	Annual Rate
CCMG	SOLID WASTE & REC OPS SUPV (710)	2	44.3148	7,681.22	92,174.68
CCMG	SOLID WASTE & REC OPS SUPV (710)	3	46.5792	8,073.74	96,884.84
CCMG	SOLID WASTE & REC OPS SUPV (710)	4	48.9595	8,486.31	101,835.76
CCMG	SOLID WASTE & REC OPS SUPV (710)	5	51.4621	8,920.10	107,041.22
CCMG	SPECIAL EVENTS COORDINATOR (708)	1	38.1612	6,614.62	79,375.40
CCMG	SPECIAL EVENTS COORDINATOR (708)	2	40.1107	6,952.53	83,430.36
CCMG	SPECIAL EVENTS COORDINATOR (708)	3	42.1608	7,307.86	87,694.36
CCMG	SPECIAL EVENTS COORDINATOR (708)	4	44.3148	7,681.22	92,174.68
CCMG	SPECIAL EVENTS COORDINATOR (708)	5	46.5792	8,073.74	96,884.84
CCMG	SR & SOCIAL SERVICES MANAGER (810)	1	51.2077	8,876.01	106,512.12
CCMG	SR & SOCIAL SERVICES MANAGER (810)	2	53.8240	9,329.49	111,953.92
CCMG	SR & SOCIAL SERVICES MANAGER (810)	3	56.5744	9,806.23	117,674.70
CCMG	SR & SOCIAL SERVICES MANAGER (810)	4	59.4656	10,307.38	123,688.50
CCMG	SR & SOCIAL SERVICES MANAGER (810)	5	62.5040	10,834.03	130,008.32
CCMG	SR BUILDING & SAFETY INSPECTOR (705)	1	35.5892	6,168.80	74,025.64
CCMG	SR BUILDING & SAFETY INSPECTOR (705)	2	37.4088	6,484.18	77,810.20
CCMG	SR BUILDING & SAFETY INSPECTOR (705)	3	39.3205	6,815.55	81,786.64
CCMG	SR BUILDING & SAFETY INSPECTOR (705)	4	41.3295	7,163.78	85,965.36
CCMG	SR BUILDING & SAFETY INSPECTOR (705)	5	43.4413	7,529.82	90,357.80
CCMG	SR CIVIL ENGINEER (719)	1	50.9533	8,831.90	105,982.76
CCMG	SR CIVIL ENGINEER (719)	2	53.5565	9,283.13	111,397.52
CCMG	SR CIVIL ENGINEER (719)	3	56.2929	9,757.43	117,089.18
CCMG	SR CIVIL ENGINEER (719)	4	59.1690	10,255.96	123,071.52
CCMG	SR CIVIL ENGINEER (719)	5	62.1934	10,780.19	129,362.22
CCMG	SR DEPUTY CITY ATTORNEY II (725)	1	64.8905	11,247.69	134,972.24
CCMG	SR DEPUTY CITY ATTORNEY II (725)	2	68.2064	11,822.44	141,869.26
CCMG	SR DEPUTY CITY ATTORNEY II (725)	3	71.6911	12,426.46	149,117.54
CCMG	SR DEPUTY CITY ATTORNEY II (725)	4	75.3544	13,061.43	156,737.10
CCMG	SR DEPUTY CITY ATTORNEY II (725)	5	79.2049	13,728.85	164,746.14
CCMG	SR ENTERPRISE BUSINESS ANALYST (716)	1	43.2247	7,492.29	89,907.48
CCMG	SR ENTERPRISE BUSINESS ANALYST (716)	2	45.4340	7,875.23	94,502.72
CCMG	SR ENTERPRISE BUSINESS ANALYST (716)	3	47.7558	8,277.66	99,331.96
CCMG	SR ENTERPRISE BUSINESS ANALYST (716)	4	50.1956	8,700.58	104,406.90
CCMG	SR ENTERPRISE BUSINESS ANALYST (716)	5	52.7609	9,145.22	109,742.62
CCMG	SR MANAGEMENT ANALYST (713)	1	42.1608	7,307.86	87,694.36
CCMG	SR MANAGEMENT ANALYST (713)	2	44.3148	7,681.22	92,174.68
CCMG	SR MANAGEMENT ANALYST (713)	3	46.5792	8,073.74	96,884.84
CCMG	SR MANAGEMENT ANALYST (713)	4	48.9595	8,486.31	101,835.76
CCMG	SR MANAGEMENT ANALYST (713)	5	51.4621	8,920.10	107,041.22

Culver CITY

Salary Schedule

As of 07/01/2016

ATTACHMENT 15

Note: For FIRE job titles, the printed hourly rates are for 40-hour employees. To determine the hourly rates for 56-hour employees, divide the annual rate by 2912. (Titles with two codes in parentheses indicate they are 40-hour & 56-hour positions. The first code is for 40-hr, the second one for 56-hr.)

Group	Title	Step	Hourly Rate	Monthly Rate	Annual Rate
CCMG	SR MANAGEMENT ANALYST/BUDGET (714)	1	42.1608	7,307.86	87,694.36
CCMG	SR MANAGEMENT ANALYST/BUDGET (714)	2	44.3148	7,681.22	92,174.68
CCMG	SR MANAGEMENT ANALYST/BUDGET (714)	3	46.5792	8,073.74	96,884.84
CCMG	SR MANAGEMENT ANALYST/BUDGET (714)	4	48.9595	8,486.31	101,835.76
CCMG	SR MANAGEMENT ANALYST/BUDGET (714)	5	51.4621	8,920.10	107,041.22
CCMG	SR PLANNER (717)	1	45.6613	7,914.62	94,975.40
CCMG	SR PLANNER (717)	2	47.9950	8,319.13	99,829.60
CCMG	SR PLANNER (717)	3	50.4468	8,744.10	104,929.24
CCMG	SR PLANNER (717)	4	53.0251	9,191.02	110,292.26
CCMG	SR PLANNER (717)	5	55.7344	9,660.63	115,927.50
CCMG	SYSTEMS DEVELOPMENT MANAGER (807)	1	49.9466	8,657.42	103,888.98
CCMG	SYSTEMS DEVELOPMENT MANAGER (807)	2	52.4990	9,099.83	109,197.92
CCMG	SYSTEMS DEVELOPMENT MANAGER (807)	3	55.1814	9,564.77	114,777.26
CCMG	SYSTEMS DEVELOPMENT MANAGER (807)	4	58.0001	10,053.36	120,640.26
CCMG	SYSTEMS DEVELOPMENT MANAGER (807)	5	60.9647	10,567.22	126,806.68
CCMG	SYSTEMS SUPPORT MANAGER (825)	1	49.9466	8,657.42	103,888.98
CCMG	SYSTEMS SUPPORT MANAGER (825)	2	52.4990	9,099.83	109,197.92
CCMG	SYSTEMS SUPPORT MANAGER (825)	3	55.1814	9,564.77	114,777.26
CCMG	SYSTEMS SUPPORT MANAGER (825)	4	58.0001	10,053.36	120,640.26
CCMG	SYSTEMS SUPPORT MANAGER (825)	5	60.9647	10,567.22	126,806.68
CCMG	TECHNICAL SERVICES MANAGER (808)	1	49.9466	8,657.42	103,888.98
CCMG	TECHNICAL SERVICES MANAGER (808)	2	52.4990	9,099.83	109,197.92
CCMG	TECHNICAL SERVICES MANAGER (808)	3	55.1814	9,564.77	114,777.26
CCMG	TECHNICAL SERVICES MANAGER (808)	4	58.0001	10,053.36	120,640.26
CCMG	TECHNICAL SERVICES MANAGER (808)	5	60.9647	10,567.22	126,806.68
CCMG	TRAFFIC ENGINEER (801)	1	44.0961	7,643.33	91,719.94
CCMG	TRAFFIC ENGINEER (801)	2	46.3497	8,033.96	96,407.48
CCMG	TRAFFIC ENGINEER (801)	3	48.7181	8,444.48	101,333.70
CCMG	TRAFFIC ENGINEER (801)	4	51.2077	8,876.01	106,512.12
CCMG	TRAFFIC ENGINEER (801)	5	53.8240	9,329.49	111,953.92
CCMG	TRAFFIC ENGINEERING MANAGER (822)	1	44.0961	7,643.33	91,719.94
CCMG	TRAFFIC ENGINEERING MANAGER (822)	2	46.3497	8,033.96	96,407.48
CCMG	TRAFFIC ENGINEERING MANAGER (822)	3	48.7181	8,444.48	101,333.70
CCMG	TRAFFIC ENGINEERING MANAGER (822)	4	51.2077	8,876.01	106,512.12
CCMG	TRAFFIC ENGINEERING MANAGER (822)	5	53.8240	9,329.49	111,953.92
CCMG	TRANSIT OPERATIONS ANALYST (704)	1	35.4129	6,138.23	73,658.78
CCMG	TRANSIT OPERATIONS ANALYST (704)	2	37.2227	6,451.94	77,423.32
CCMG	TRANSIT OPERATIONS ANALYST (704)	3	39.1245	6,781.58	81,378.96

Culver CITY
Salary Schedule
As of 07/01/2016

ATTACHMENT 15

Note: For FIRE job titles, the printed hourly rates are for 40-hour employees. To determine the hourly rates for 56-hour employees, divide the annual rate by 2912. (Titles with two codes in parentheses indicate they are 40-hour & 56-hour positions. The first code is for 40-hr, the second one for 56-hr.)

Group	Title	Step	Hourly Rate	Monthly Rate	Annual Rate
CCMG	TRANSIT OPERATIONS ANALYST (704)	4	41.1237	7,128.12	85,537.40
CCMG	TRANSIT OPERATIONS ANALYST (704)	5	43.2247	7,492.29	89,907.48
CCMG	TRANSIT OPERATIONS MANAGER (812)	1	51.4621	8,920.10	107,041.22
CCMG	TRANSIT OPERATIONS MANAGER (812)	2	54.0913	9,375.82	112,509.80
CCMG	TRANSIT OPERATIONS MANAGER (812)	3	56.8547	9,854.82	118,257.88
CCMG	TRANSIT OPERATIONS MANAGER (812)	4	59.7600	10,358.40	124,300.80
CCMG	TRANSIT OPERATIONS MANAGER (812)	5	62.8147	10,887.89	130,654.68
CCMG	TRFC ENG ANALYST (723)	1	39.1245	6,781.58	81,378.96
CCMG	TRFC ENG ANALYST (723)	2	41.1237	7,128.12	85,537.40
CCMG	TRFC ENG ANALYST (723)	3	43.2247	7,492.29	89,907.48
CCMG	TRFC ENG ANALYST (723)	4	45.4340	7,875.23	94,502.72
CCMG	TRFC ENG ANALYST (723)	5	47.7558	8,277.66	99,331.96

Culver CITY
Salary Schedule
As of 07/01/2016

ATTACHMENT 15

Note: For FIRE job titles, the printed hourly rates are for 40-hour employees. To determine the hourly rates for 56-hour employees, divide the annual rate by 2912. (Titles with two codes in parentheses indicate they are 40-hour & 56-hour positions. The first code is for 40-hr, the second one for 56-hr.)

Group	Title	Step	Hourly Rate	Monthly Rate	Annual Rate
CNCL	COUNCIL MEMBER (001)	1	27.9870	485.12	5,821.40

Culver CITY

Salary Schedule

As of 07/01/2016

ATTACHMENT 15

Note: For FIRE job titles, the printed hourly rates are for 40-hour employees. To determine the hourly rates for 56-hour employees, divide the annual rate by 2912. (Titles with two codes in parentheses indicate they are 40-hour & 56-hour positions. The first code is for 40-hr, the second one for 56-hr.)

Group	Title	Step	Hourly Rate	Monthly Rate	Annual Rate
EXEC	ADMIN SERVICES DIRECTOR (911)	1	78.0990	13,537.16	162,445.92
EXEC	ADMIN SERVICES DIRECTOR (911)	2	82.0879	14,228.57	170,742.78
EXEC	ADMIN SERVICES DIRECTOR (911)	3	86.2832	14,955.76	179,469.16
EXEC	ADMIN SERVICES DIRECTOR (911)	4	90.6913	15,719.82	188,637.80
EXEC	ADMIN SERVICES DIRECTOR (911)	5	95.3274	16,523.41	198,280.94
EXEC	ASSISTANT CITY MANAGER (908)	1	84.2757	14,607.80	175,293.56
EXEC	ASSISTANT CITY MANAGER (908)	2	88.5827	15,354.34	184,252.12
EXEC	ASSISTANT CITY MANAGER (908)	3	93.1084	16,138.79	193,665.42
EXEC	ASSISTANT CITY MANAGER (908)	4	97.8668	16,963.57	203,562.84
EXEC	ASSISTANT CITY MANAGER (908)	5	102.8673	17,830.32	213,963.88
EXEC	ASSTANT TO CITY MANAGER (900)	1	51.9774	9,009.41	108,112.94
EXEC	ASSTANT TO CITY MANAGER (900)	2	54.6335	9,469.81	113,637.68
EXEC	ASSTANT TO CITY MANAGER (900)	3	57.4252	9,953.71	119,444.52
EXEC	ASSTANT TO CITY MANAGER (900)	4	60.3596	10,462.34	125,548.02
EXEC	ASSTANT TO CITY MANAGER (900)	5	63.4435	10,996.87	131,962.48
EXEC	CHIEF FINANCIAL OFFICER (907)	1	80.9919	14,038.59	168,463.10
EXEC	CHIEF FINANCIAL OFFICER (907)	2	85.1311	14,756.06	177,072.74
EXEC	CHIEF FINANCIAL OFFICER (907)	3	89.4803	15,509.91	186,118.92
EXEC	CHIEF FINANCIAL OFFICER (907)	4	94.0536	16,302.63	195,631.54
EXEC	CHIEF FINANCIAL OFFICER (907)	5	98.8596	17,135.67	205,628.02
EXEC	CHIEF INFO OFFICER (905)	1	73.3077	12,706.68	152,480.12
EXEC	CHIEF INFO OFFICER (905)	2	77.0529	13,355.83	160,269.98
EXEC	CHIEF INFO OFFICER (905)	3	80.9919	14,038.59	168,463.10
EXEC	CHIEF INFO OFFICER (905)	4	85.1311	14,756.06	177,072.74
EXEC	CHIEF INFO OFFICER (905)	5	89.4803	15,509.91	186,118.92
EXEC	CITY ATTORNEY (909)	1	96.8465	16,786.73	201,440.72
EXEC	CITY ATTORNEY (909)	2	101.7952	17,644.51	211,734.12
EXEC	CITY ATTORNEY (909)	3	106.9972	18,546.19	222,554.28
EXEC	CITY ATTORNEY (909)	4	112.4649	19,493.91	233,926.94
EXEC	CITY ATTORNEY (909)	5	118.2118	20,490.04	245,880.44
EXEC	CITY MANAGER (910)	1	104.9635	18,193.67	218,324.08
EXEC	CITY MANAGER (910)	2	110.3258	19,123.13	229,477.56
EXEC	CITY MANAGER (910)	3	115.9642	20,100.47	241,205.64
EXEC	CITY MANAGER (910)	4	121.8905	21,127.69	253,532.24
EXEC	CITY MANAGER (910)	5	128.1188	22,207.25	266,487.00
EXEC	COMMUNITY DEVOPMENT DIRECTOR (904)	1	72.5814	12,580.77	150,969.26
EXEC	COMMUNITY DEVOPMENT DIRECTOR (904)	2	76.2896	13,223.54	158,682.42
EXEC	COMMUNITY DEVOPMENT DIRECTOR (904)	3	80.1903	13,899.64	166,795.72
EXEC	COMMUNITY DEVOPMENT DIRECTOR (904)	4	84.2879	14,609.90	175,318.78

Culver CITY
Salary Schedule
As of 07/01/2016

ATTACHMENT 15

Note: For FIRE job titles, the printed hourly rates are for 40-hour employees. To determine the hourly rates for 56-hour employees, divide the annual rate by 2912. (Titles with two codes in parentheses indicate they are 40-hour & 56-hour positions. The first code is for 40-hr, the second one for 56-hr.)

Group	Title	Step	Hourly Rate	Monthly Rate	Annual Rate
EXEC	COMMUNITY DEVOPMENT DIRECTOR (904)	5	88.5953	15,356.51	184,278.12
EXEC	HUMAN RESOURCES DIRECTOR (902)	1	72.9897	12,651.56	151,818.68
EXEC	HUMAN RESOURCES DIRECTOR (902)	2	76.7176	13,297.72	159,572.66
EXEC	HUMAN RESOURCES DIRECTOR (902)	3	80.6385	13,977.34	167,728.08
EXEC	HUMAN RESOURCES DIRECTOR (902)	4	84.7582	14,691.43	176,297.16
EXEC	HUMAN RESOURCES DIRECTOR (902)	5	89.0911	15,442.46	185,309.54
EXEC	PRCS DIRECTOR (901)	1	68.0047	11,787.49	141,449.88
EXEC	PRCS DIRECTOR (901)	2	71.4788	12,389.65	148,675.80
EXEC	PRCS DIRECTOR (901)	3	75.1313	13,022.75	156,273.00
EXEC	PRCS DIRECTOR (901)	4	78.9721	13,688.50	164,262.02
EXEC	PRCS DIRECTOR (901)	5	83.0070	14,387.88	172,654.56
EXEC	PUBLIC WORKS DIRECTOR (906)	1	77.0529	13,355.83	160,269.98
EXEC	PUBLIC WORKS DIRECTOR (906)	2	80.9919	14,038.59	168,463.10
EXEC	PUBLIC WORKS DIRECTOR (906)	3	85.1311	14,756.06	177,072.74
EXEC	PUBLIC WORKS DIRECTOR (906)	4	89.4803	15,509.91	186,118.92
EXEC	PUBLIC WORKS DIRECTOR (906)	5	94.0536	16,302.63	195,631.54
EXEC	TRANSPORTATION DIRECTOR (903)	1	73.2613	12,698.62	152,383.40
EXEC	TRANSPORTATION DIRECTOR (903)	2	77.0044	13,347.43	160,169.10
EXEC	TRANSPORTATION DIRECTOR (903)	3	80.9387	14,029.38	168,352.60
EXEC	TRANSPORTATION DIRECTOR (903)	4	85.0746	14,746.27	176,955.22
EXEC	TRANSPORTATION DIRECTOR (903)	5	89.4224	15,499.88	185,998.54

Culver CITY
Salary Schedule
As of 07/01/2016

ATTACHMENT 15

Note: For FIRE job titles, the printed hourly rates are for 40-hour employees. To determine the hourly rates for 56-hour employees, divide the annual rate by 2912. (Titles with two codes in parentheses indicate they are 40-hour & 56-hour positions. The first code is for 40-hr, the second one for 56-hr.)

Group	Title	Step	Hourly Rate	Monthly Rate	Annual Rate
FIRE	FIRE CAPTAIN (504/505)	1	55.4459	9,610.62	115,327.41
FIRE	FIRE ENGINEER (502/503)	1	48.2138	8,357.06	100,284.69
FIRE	FIREFIGHTER (500/501)	0	28.8715	5,004.39	60,052.67
FIRE	FIREFIGHTER (500/501)	1	32.2113	5,583.29	66,999.46
FIRE	FIREFIGHTER (500/501)	2	33.0269	5,724.66	68,695.88
FIRE	FIREFIGHTER (500/501)	3	36.0741	6,252.84	75,034.10
FIRE	FIREFIGHTER (500/501)	4	38.1084	6,605.44	79,265.31
FIRE	FIREFIGHTER (500/501)	5	40.2630	6,978.92	83,747.08
FIRE	FIREFIGHTER (500/501)	6	41.9250	7,267.01	87,204.09

Culver CITY
Salary Schedule
As of 07/01/2016

ATTACHMENT 15

Note: For FIRE job titles, the printed hourly rates are for 40-hour employees. To determine the hourly rates for 56-hour employees, divide the annual rate by 2912. (Titles with two codes in parentheses indicate they are 40-hour & 56-hour positions. The first code is for 40-hr, the second one for 56-hr.)

Group	Title	Step	Hourly Rate	Monthly Rate	Annual Rate
FMGT	ASST FIRE CHIEF (509)	1	80.2665	13,912.87	166,954.39
FMGT	BATTALION CHIEF (506/507)	1	66.4729	11,521.97	138,263.68
FMGT	FIRE CHIEF (510)	1	93.2298	16,159.83	193,917.95
FMGT	FIRE MARSHAL (508)	1	76.4444	13,250.35	159,004.18

Culver CITY

Salary Schedule

As of 07/01/2016

ATTACHMENT 15

Note: For FIRE job titles, the printed hourly rates are for 40-hour employees. To determine the hourly rates for 56-hour employees, divide the annual rate by 2912. (Titles with two codes in parentheses indicate they are 40-hour & 56-hour positions. The first code is for 40-hr, the second one for 56-hr.)

Group	Title	Step	Hourly Rate	Monthly Rate	Annual Rate
NBNE	ADMIN INTERN (107)	1	13.5000	0.00	0.00
NBNE	ADMIN INTERN (107)	2	14.1750	0.00	0.00
NBNE	ADMIN INTERN (107)	3	14.8838	0.00	0.00
NBNE	AMBULANCE OPERATOR (116)	1	15.0000	0.00	0.00
NBNE	AMBULANCE OPERATOR (116)	2	15.7500	0.00	0.00
NBNE	AMBULANCE OPERATOR (116)	3	16.5375	0.00	0.00
NBNE	BUS OPERATOR TRAINEE (106)	1	14.5000	0.00	0.00
NBNE	CASHIER PLUNGE (101)	1	10.4000	0.00	0.00
NBNE	CASHIER PLUNGE (101)	2	10.9200	0.00	0.00
NBNE	CASHIER PLUNGE (101)	3	11.4660	0.00	0.00
NBNE	CONTRACT EMPLOYEE (199)	1	20.0000	0.00	0.00
NBNE	CONTRACT EMPLOYEE (199)	2	30.0000	0.00	0.00
NBNE	CONTRACT EMPLOYEE (199)	3	40.0000	0.00	0.00
NBNE	CONTRACT EMPLOYEE (199)	4	50.0000	0.00	0.00
NBNE	CONTRACT EMPLOYEE (199)	5	60.0000	0.00	0.00
NBNE	CONTRACT EMPLOYEE (199)	6	70.0000	0.00	0.00
NBNE	CONTRACT EMPLOYEE (199)	7	80.0000	0.00	0.00
NBNE	CONTRACT EMPLOYEE (199)	8	90.0000	0.00	0.00
NBNE	CONTRACT EMPLOYEE (199)	9	100.0000	0.00	0.00
NBNE	CONTRACT EMPLOYEE (199)	10	110.0000	0.00	0.00
NBNE	CONTRACT EMPLOYEE (199)	11	120.0000	0.00	0.00
NBNE	CONTRACT EMPLOYEE (199)	12	130.0000	0.00	0.00
NBNE	CROSSING GUARD (104)	1	13.2000	0.00	0.00
NBNE	GIS INTERN (111)	1	15.0000	0.00	0.00
NBNE	GIS INTERN (111)	2	15.7500	0.00	0.00
NBNE	GIS INTERN (111)	3	16.5375	0.00	0.00
NBNE	INSTRCTR/PPL/DISABILITIES (115)	1	16.5450	0.00	0.00
NBNE	LIFEGUARD (108)	1	13.6000	0.00	0.00
NBNE	LIFEGUARD (108)	2	14.2800	0.00	0.00
NBNE	LIFEGUARD (108)	3	14.9940	0.00	0.00
NBNE	LIFEGUARD SWIM INSTRUCTOR NB (110)	1	14.8000	0.00	0.00
NBNE	LIFEGUARD SWIM INSTRUCTOR NB (110)	2	15.5400	0.00	0.00
NBNE	LIFEGUARD SWIM INSTRUCTOR NB (110)	3	16.3170	0.00	0.00
NBNE	POOL MANAGER (113)	1	15.9000	0.00	0.00
NBNE	POOL MANAGER (113)	2	16.6950	0.00	0.00
NBNE	POOL MANAGER (113)	3	17.5298	0.00	0.00

Culver CITY
Salary Schedule
As of 07/01/2016

ATTACHMENT 15

Note: For FIRE job titles, the printed hourly rates are for 40-hour employees. To determine the hourly rates for 56-hour employees, divide the annual rate by 2912. (Titles with two codes in parentheses indicate they are 40-hour & 56-hour positions. The first code is for 40-hr, the second one for 56-hr.)

Group	Title	Step	Hourly Rate	Monthly Rate	Annual Rate
NBNE	RECREATION LEADER I (103)	1	10.7000	0.00	0.00
NBNE	RECREATION LEADER I (103)	2	11.2350	0.00	0.00
NBNE	RECREATION LEADER I (103)	3	11.7968	0.00	0.00
NBNE	RECREATION LEADER II (109)	1	13.7000	0.00	0.00
NBNE	RECREATION LEADER II (109)	2	14.3850	0.00	0.00
NBNE	RECREATION LEADER II (109)	3	15.1043	0.00	0.00
NBNE	RECREATION SPECIALIST (114)	1	17.3000	0.00	0.00
NBNE	RECREATION SPECIALIST (114)	2	18.1650	0.00	0.00
NBNE	RECREATION SPECIALIST (114)	3	19.0733	0.00	0.00
NBNE	SR RECREATION LEADER (112)	1	15.4000	0.00	0.00
NBNE	SR RECREATION LEADER (112)	2	16.1700	0.00	0.00
NBNE	SR RECREATION LEADER (112)	3	16.9785	0.00	0.00
NBNE	STUDENT WORKER I (100)	1	10.0000	0.00	0.00
NBNE	STUDENT WORKER I (100)	2	10.5000	0.00	0.00
NBNE	STUDENT WORKER I (100)	3	11.0250	0.00	0.00
NBNE	STUDENT WORKER II (102)	1	10.8500	0.00	0.00
NBNE	STUDENT WORKER II (102)	2	11.3925	0.00	0.00
NBNE	STUDENT WORKER II (102)	3	11.9621	0.00	0.00
NBNE	STUDENT WORKER III (105)	1	13.6000	0.00	0.00
NBNE	STUDENT WORKER III (105)	2	14.2800	0.00	0.00
NBNE	STUDENT WORKER III (105)	3	14.9940	0.00	0.00

Culver CITY
Salary Schedule
As of 07/01/2016

ATTACHMENT 15

Note: For FIRE job titles, the printed hourly rates are for 40-hour employees. To determine the hourly rates for 56-hour employees, divide the annual rate by 2912. (Titles with two codes in parentheses indicate they are 40-hour & 56-hour positions. The first code is for 40-hr, the second one for 56-hr.)

Group	Title	Step	Hourly Rate	Monthly Rate	Annual Rate
PMGT	ASSISTANT CHIEF (605)	1	89.8065	15,566.46	186,797.52
PMGT	POLICE CAPTAIN (604)	1	77.7519	13,476.99	161,723.90
PMGT	POLICE CHIEF (606)	1	103.2776	17,901.46	214,817.46
PMGT	POLICE LIEUTENANT (603)	1	62.0296	10,751.80	129,021.62

Culver CITY
Salary Schedule
As of 07/01/2016

ATTACHMENT 15

Note: For FIRE job titles, the printed hourly rates are for 40-hour employees. To determine the hourly rates for 56-hour employees, divide the annual rate by 2912. (Titles with two codes in parentheses indicate they are 40-hour & 56-hour positions. The first code is for 40-hr, the second one for 56-hr.)

Group	Title	Step	Hourly Rate	Monthly Rate	Annual Rate
POLC	POLICE OFFICER (601)	1	33.8181	5,861.81	70,341.70
POLC	POLICE OFFICER (601)	2	34.8482	6,040.36	72,484.36
POLC	POLICE OFFICER (601)	3	37.3247	6,469.62	77,635.48
POLC	POLICE OFFICER (601)	4	38.2654	6,632.67	79,591.98
POLC	POLICE OFFICER (601)	5	39.4204	6,832.87	81,994.38
POLC	POLICE OFFICER (601)	6	40.7309	7,060.02	84,720.22
POLC	POLICE OFFICER (601)	7	41.9740	7,275.49	87,305.92
POLC	POLICE OFFICER (601)	8	43.0341	7,459.25	89,510.98
POLC	POLICE OFFICER (601)	9	44.2142	7,663.80	91,965.64
POLC	POLICE SERGEANT (602)	1	50.9271	8,827.37	105,928.42

Culver CITY
Salary Schedule
As of 07/01/2016

ATTACHMENT 15

Note: For FIRE job titles, the printed hourly rates are for 40-hour employees. To determine the hourly rates for 56-hour employees, divide the annual rate by 2912. (Titles with two codes in parentheses indicate they are 40-hour & 56-hour positions. The first code is for 40-hr, the second one for 56-hr.)

Group	Title	Step	Hourly Rate	Monthly Rate	Annual Rate
POLR	POLICE RECRUIT (600)	1	33.8181	5,861.81	70,341.70