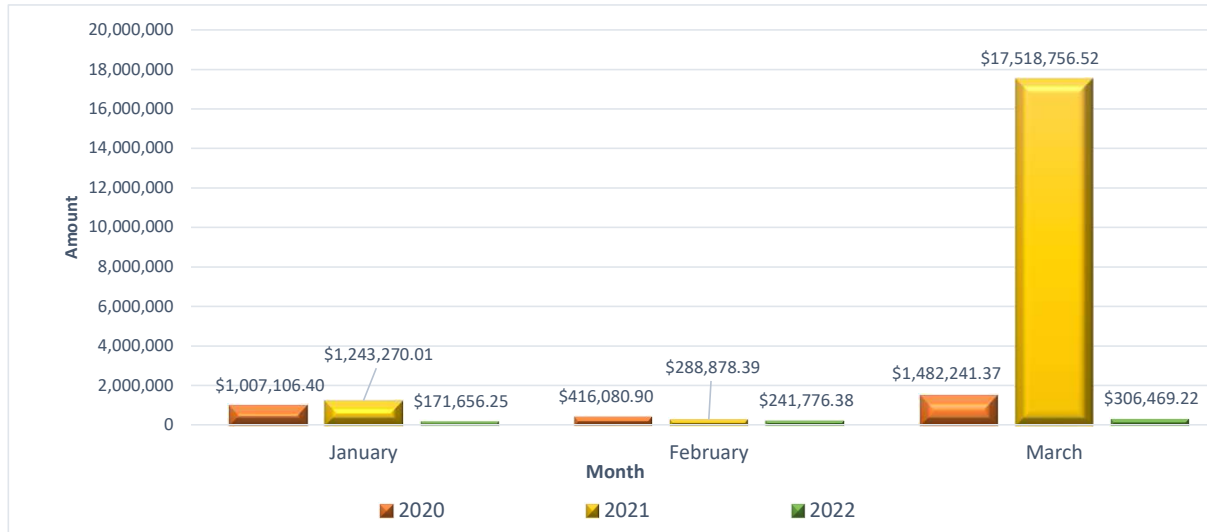


CITY OF CULVER CITY
Finance Department
Third Quarter of Fiscal Year 2022/2023
Real Property Transfer Tax Summary



Year/Month	January	February	March	Total
2021	\$ 1,007,106.40	\$ 416,080.90	\$ 1,482,241.37	\$ 2,905,428.67
2022	\$ 1,243,270.01	\$ 288,878.39	\$ 17,518,756.52	\$ 19,050,904.92
2023	\$ 171,656.25	\$ 241,776.38	\$ 306,469.22	\$ 719,901.85

Fiscal Year	Total Revenue
2020/2021	\$ 8,533,466.97
2021/2022	\$ 32,575,134.91
2022/2023 (Total to Date)	\$ 8,753,275.89
2022/2023 Revised Budget	\$ 11,000,000.00

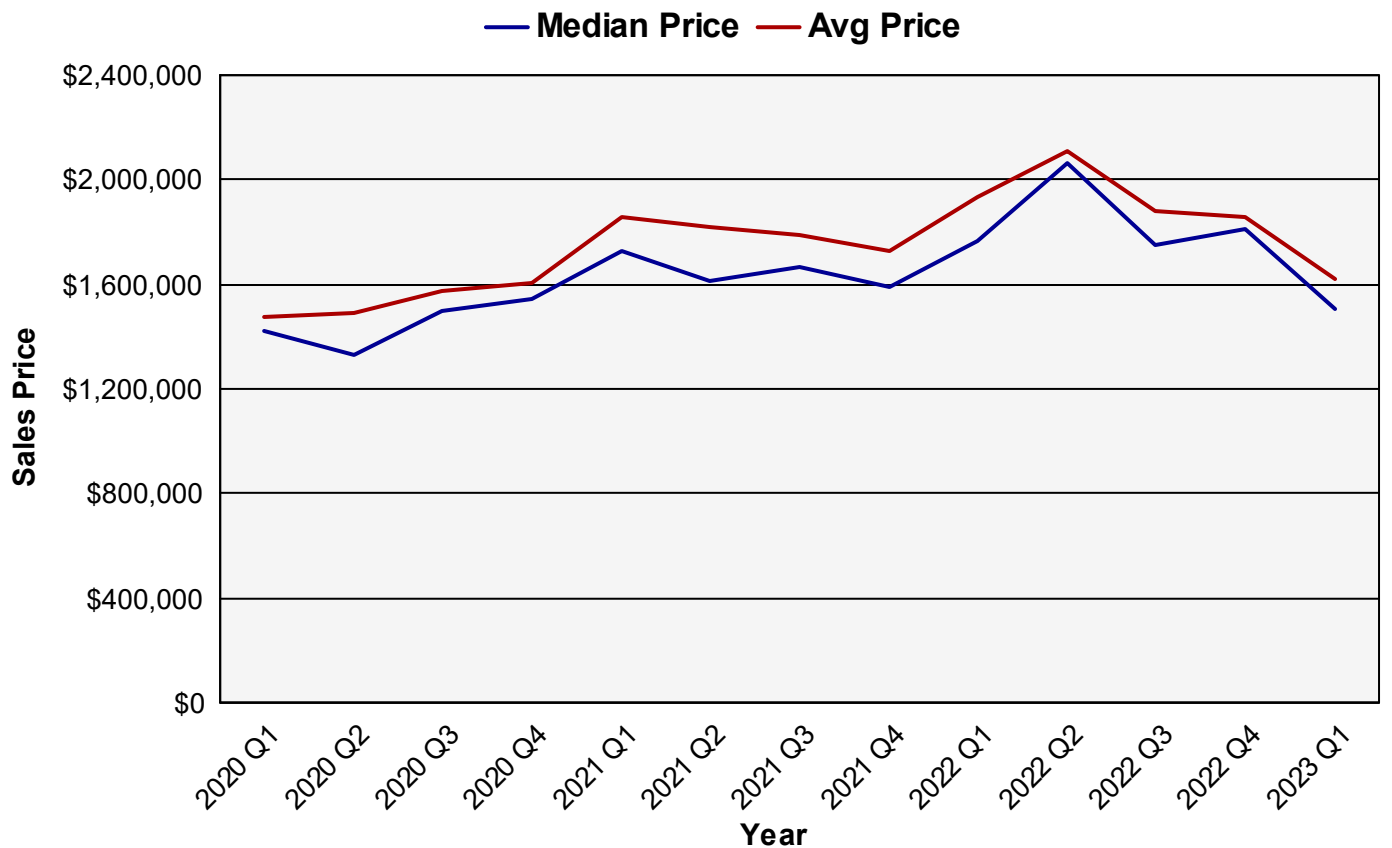


THE CITY OF CULVER CITY

SALES VALUE HISTORY

Detached Single Family Residential Full Value Sales 01/01/2020 - 3/31/2023)

Year	Full Value Sales	Average Price	Median Price	Median % Change
2020 Q1	33	\$1,475,530	\$1,425,000	
2020 Q2	25	\$1,493,840	\$1,327,000	-6.88%
2020 Q3	49	\$1,571,571	\$1,500,000	13.04%
2020 Q4	50	\$1,608,390	\$1,547,500	3.17%
2021 Q1	51	\$1,860,353	\$1,725,000	11.47%
2021 Q2	76	\$1,815,678	\$1,614,000	-6.43%
2021 Q3	60	\$1,788,217	\$1,670,000	3.47%
2021 Q4	66	\$1,730,561	\$1,587,500	-4.94%
2022 Q1	30	\$1,934,847	\$1,767,500	11.34%
2022 Q2	52	\$2,108,788	\$2,063,500	16.75%
2022 Q3	49	\$1,877,761	\$1,750,000	-15.19%
2022 Q4	28	\$1,854,411	\$1,810,000	3.43%
2023 Q1	28	\$1,619,343	\$1,507,500	-16.71%



* Multiparcel transfers, quitclaim deeds, trust transfers, timeshares, and partial sales are excluded from this analysis.

Data Source: Los Angeles County Recorder

This report is not to be used in support of debt issuance or continuing disclosure statements without the written consent of HdL, Coren & Cone

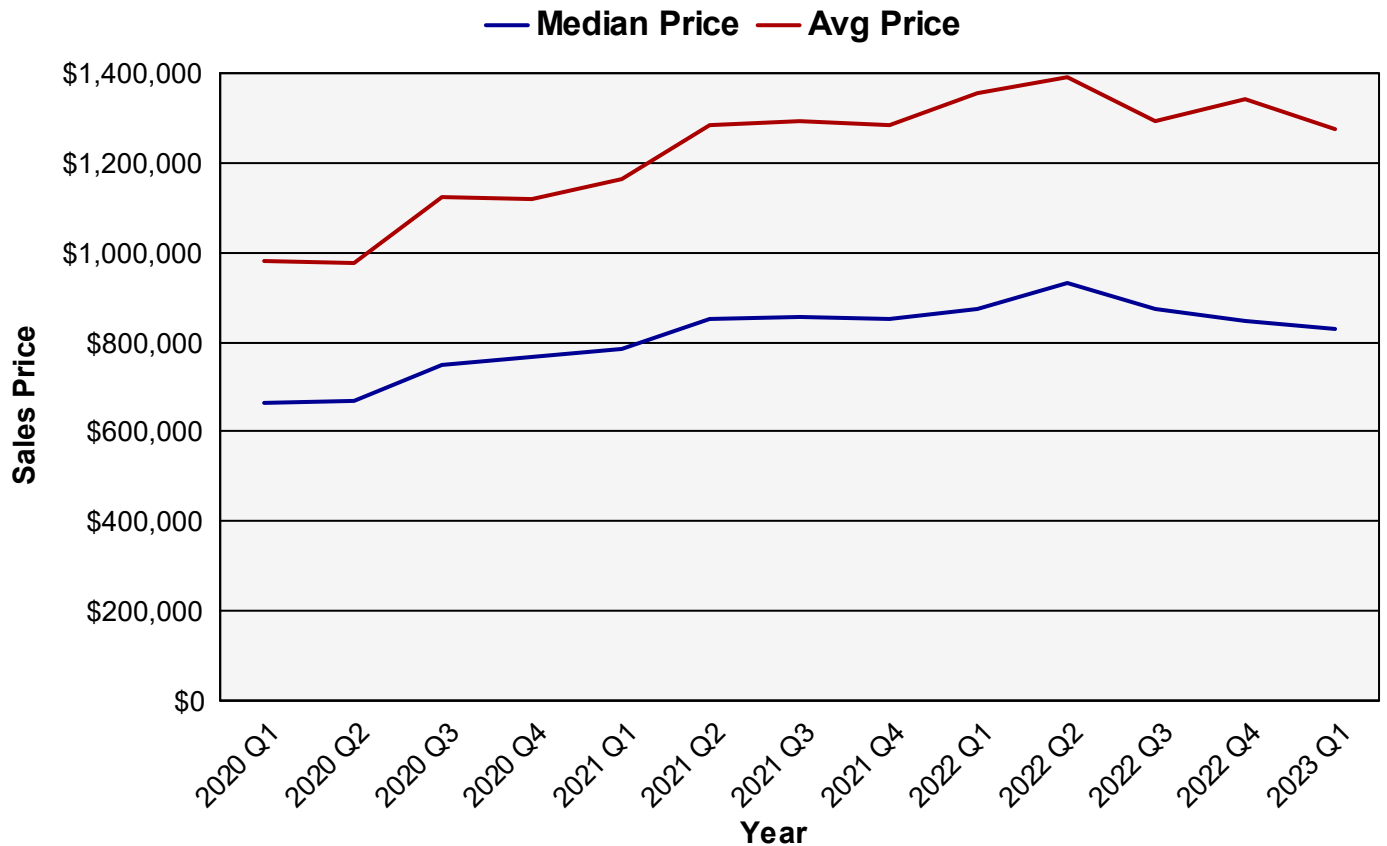


THE COUNTY OF LOS ANGELES

SALES VALUE HISTORY

Detached Single Family Residential Full Value Sales 01/01/2020 - 3/31/2023)

Year	Full Value Sales	Average Price	Median Price	Median % Change
2020 Q1	10,596	\$978,875	\$665,000	
2020 Q2	9,133	\$975,361	\$670,000	0.75%
2020 Q3	14,193	\$1,125,411	\$750,000	11.94%
2020 Q4	15,192	\$1,119,688	\$765,000	2.00%
2021 Q1	13,008	\$1,161,841	\$785,000	2.61%
2021 Q2	16,413	\$1,284,922	\$850,000	8.28%
2021 Q3	16,102	\$1,291,605	\$855,000	0.59%
2021 Q4	15,223	\$1,284,733	\$850,000	-0.58%
2022 Q1	12,209	\$1,355,803	\$875,000	2.94%
2022 Q2	13,718	\$1,390,626	\$930,000	6.29%
2022 Q3	11,175	\$1,291,773	\$875,000	-5.91%
2022 Q4	8,680	\$1,340,494	\$845,000	-3.43%
2023 Q1	7,662	\$1,276,487	\$830,000	-1.78%



* Multiparcel transfers, quitclaim deeds, trust transfers, timeshares, and partial sales are excluded from this analysis.

Data Source: Los Angeles County Recorder

This report is not to be used in support of debt issuance or continuing disclosure statements without the written consent of HdL, Coren & Cone