



Culver CITY

Parks Recreation & Community Services Department

Community Garden

Potential Alternative Locations

Community Garden

- Located at 10860 Culver Boulevard
- Between Wende Museum & Scout House
- Area = Approximately 4,500 Square Feet
- 17 Plots of Varying Sizes:
 - 18'x 8' 22'x 8'
 - 18'x 4.25' 22'x 4.25'
- 8-Foot Fence with Locked Gate
- No-Fee Parking and Water Available




Syd Kronenthal Park Option A

Advantages:

- Potential for 10+ plots
- Access to irrigation
- Easy access to parking, walkways, and street
- Secluded area for serene, therapeutic gardening
- High potential for additional park improvements

Issues to Consider:

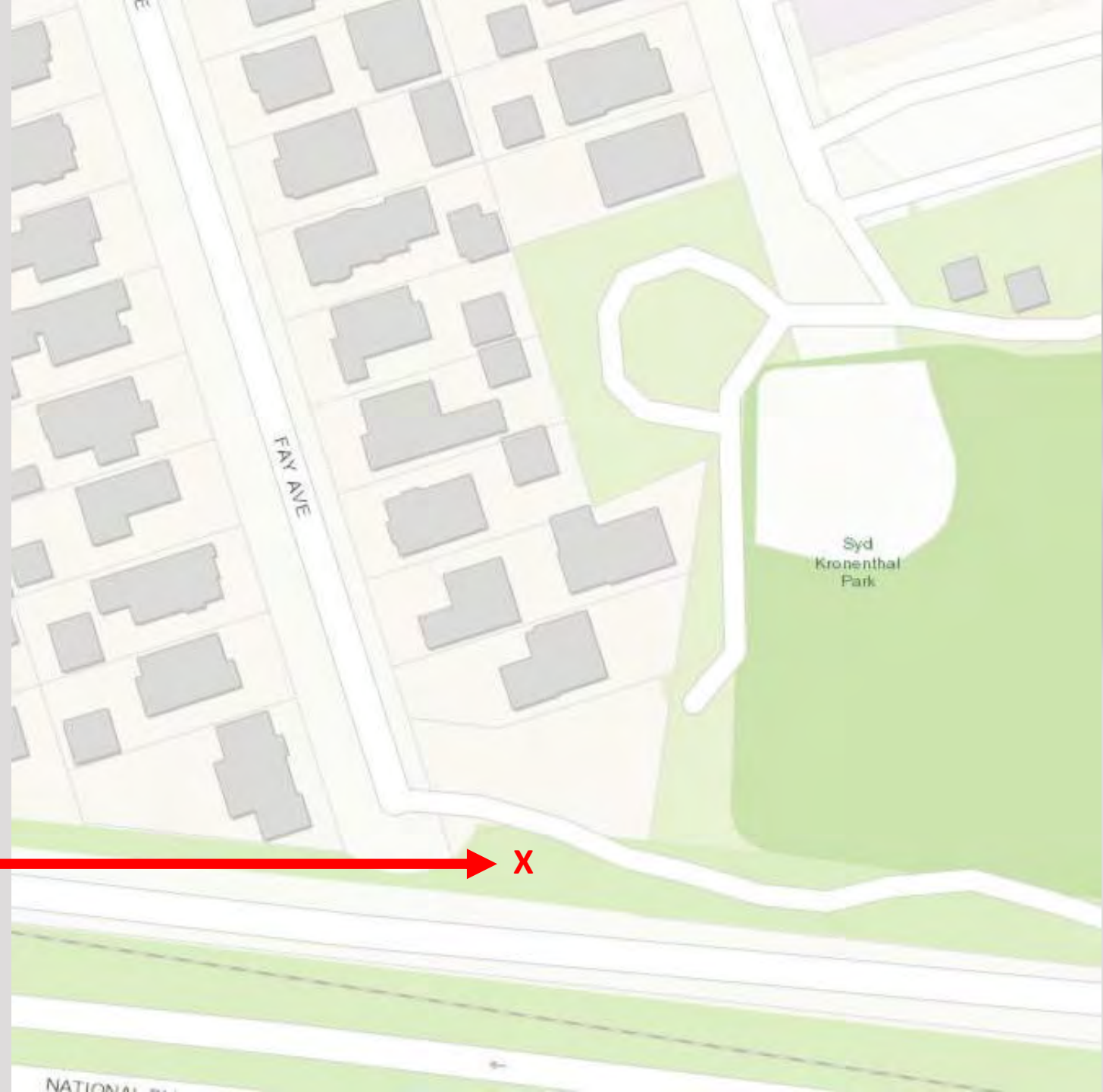
- 4 trees would be removed



***Location:
Near the Cul-de-sac off Faye Ave.
Adjacent to the bike path***

Syd Kronenthal Park

Option A



10+ Plots

X


Syd Kronenthal Park Option B

Advantages:

- Potential for 30+ plots
- Adds the area on the other side of pathway

Issues to Consider:

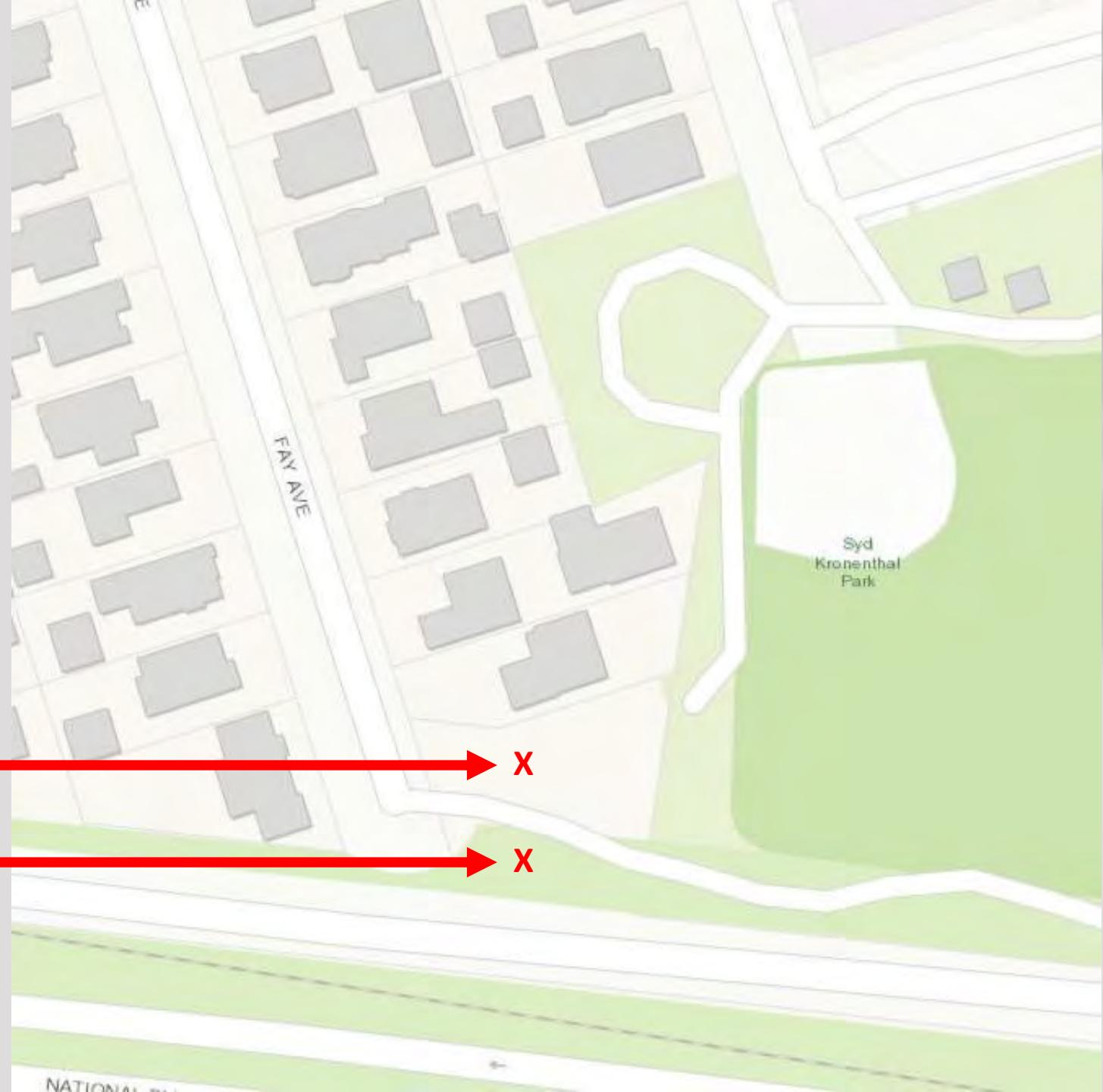
- 8 trees would be removed – some very large
- Retaining wall needs repair
- Eliminates City vehicle access
- Adjacent to residential property



***Same Location:
Near the Cul-de-sac off Faye Ave.
Adjacent to the bike path***

Syd Kronenthal Park

Option B



20+ Plots → X

10+ Plots → X

Veterans Memorial Park

Advantages:

- Potential for 10 plots
- Easy access to no-fee parking
- Fencing could be attached to Auditorium wall

Issues to Consider:

- 2 trees would be removed
- Space is limited
- Modifications needed for electrical access



***Location:
SW Corner of Culver Blvd. & Overland Ave.
Near Filmstrip Fountain & Vets Auditorium***

Veterans Memorial Park



10 Plots → X

