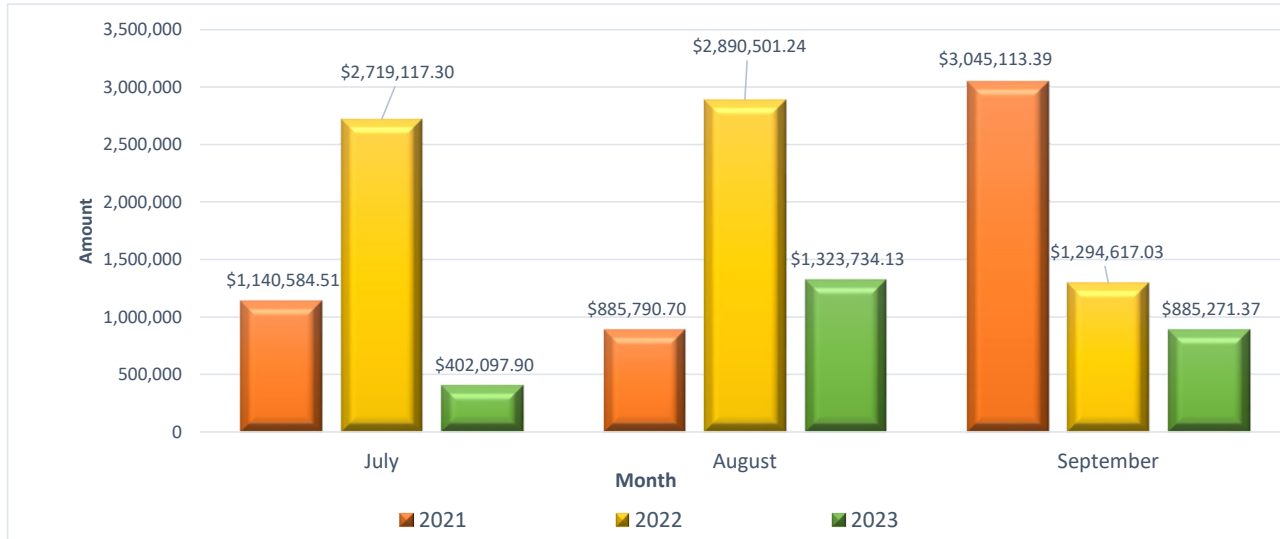


CITY OF CULVER CITY
Finance Department
First Quarter of Fiscal Year 2023-2024
Real Property Transfer Tax Summary



Year/Month	July	August	September	Total
2021	\$ 1,140,584.51	\$ 885,790.70	\$ 3,045,113.39	\$ 5,071,488.60
2022	\$ 2,719,117.30	\$ 2,890,501.24	\$ 1,294,617.03	\$ 6,904,235.57
2023	\$ 402,097.90	\$ 1,323,734.13	\$ 885,271.37	\$ 2,611,103.40

Fiscal Year	Total Revenue
2020/2021	\$ 8,533,466.97
2021/2022	\$ 32,575,134.91
2022/2023	\$ 9,655,755.83
2023/2024	\$ 2,996,499.62
2023/2024 Adopted Budget	\$ 8,000,000.00

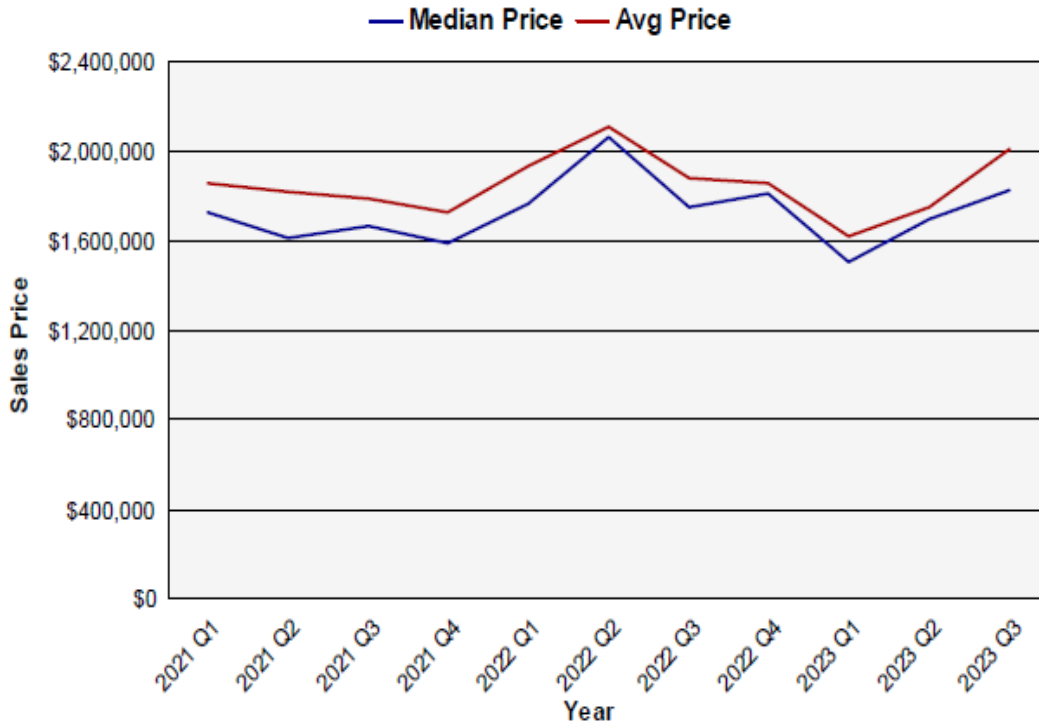


THE CITY OF CULVER CITY

SALES VALUE HISTORY

Detached Single Family Residential Full Value Sales 01/01/2021 - 9/30/2023)

Year	Full Value Sales	Average Price	Median Price	Median % Change
2021 Q1	51	\$1,860,353	\$1,725,000	
2021 Q2	76	\$1,815,678	\$1,614,000	-6.43%
2021 Q3	60	\$1,788,217	\$1,670,000	3.47%
2021 Q4	66	\$1,730,561	\$1,587,500	-4.94%
2022 Q1	30	\$1,934,847	\$1,767,500	11.34%
2022 Q2	52	\$2,108,788	\$2,063,500	16.75%
2022 Q3	49	\$1,877,761	\$1,750,000	-15.19%
2022 Q4	28	\$1,854,411	\$1,810,000	3.43%
2023 Q1	28	\$1,619,343	\$1,507,500	-16.71%
2023 Q2	36	\$1,751,153	\$1,700,000	12.77%
2023 Q3	31	\$2,012,113	\$1,825,000	7.35%



* Multiparcel transfers, quitclaim deeds, trust transfers, timeshares, and partial sales are excluded from this analysis.

Data Source: Los Angeles County Recorder

This report is not to be used in support of debt issuance or continuing disclosure statements without the written consent of HdL, Coren & Cone

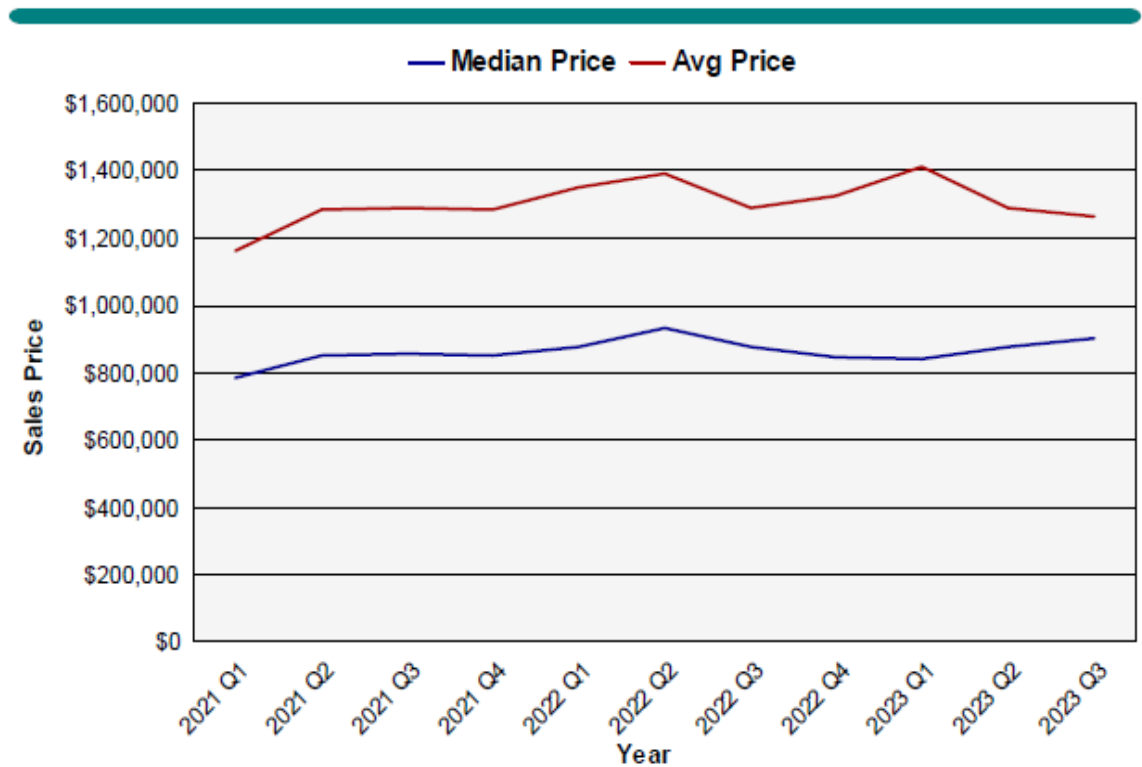
Prepared On 10/20/2023 By MV



THE COUNTY OF LOS ANGELES SALES VALUE HISTORY

Detached Single Family Residential Full Value Sales 01/01/2021 - 9/30/2023)

Year	Full Value Sales	Average Price	Median Price	Median % Change
2021 Q1	13,008	\$1,161,841	\$785,000	
2021 Q2	16,431	\$1,285,405	\$850,000	8.28%
2021 Q3	16,102	\$1,291,605	\$855,000	0.59%
2021 Q4	15,224	\$1,284,682	\$850,000	-0.58%
2022 Q1	12,209	\$1,350,340	\$875,000	2.94%
2022 Q2	13,720	\$1,388,856	\$930,000	6.29%
2022 Q3	11,176	\$1,290,804	\$875,000	-5.91%
2022 Q4	8,678	\$1,323,264	\$844,500	-3.49%
2023 Q1	7,725	\$1,411,026	\$840,000	-0.53%
2023 Q2	9,852	\$1,290,716	\$875,000	4.17%
2023 Q3	9,462	\$1,261,284	\$900,000	2.86%



* Multiparcel transfers, quitclaim deeds, trust transfers, timeshares, and partial sales are excluded from this analysis.

Data Source: Los Angeles County Recorder

Prepared On 10/20/2023 By MV

This report is not to be used in support of debt issuance or continuing disclosure statements without the written consent of HdL, Coren & Cone