



2024 4B BANS RESEARCH RESULTS

Culver CITY

MARKET RESEARCH GOALS



01


Economic Impact

Help the City understand the potential fiscal impact of the proposed restrictions

02

Community Sentiments

Gauge how the restrictions will affect consumer purchases, as well as overall level of support



Online Surveys

&

In-person Surveys

- English & Spanish
- Audiences: Culver City residents and businesses
- August - October, 2024



Citywide Online Survey

1068 surveys conducted
905 Residential | 163 Commercial

819,633 impressions
12,217 clicks

Citywide In-Person Survey

72 businesses contacted

36 in-person visits

4 virtual meetings

5 in-person & **9** phone
surveys/interviews





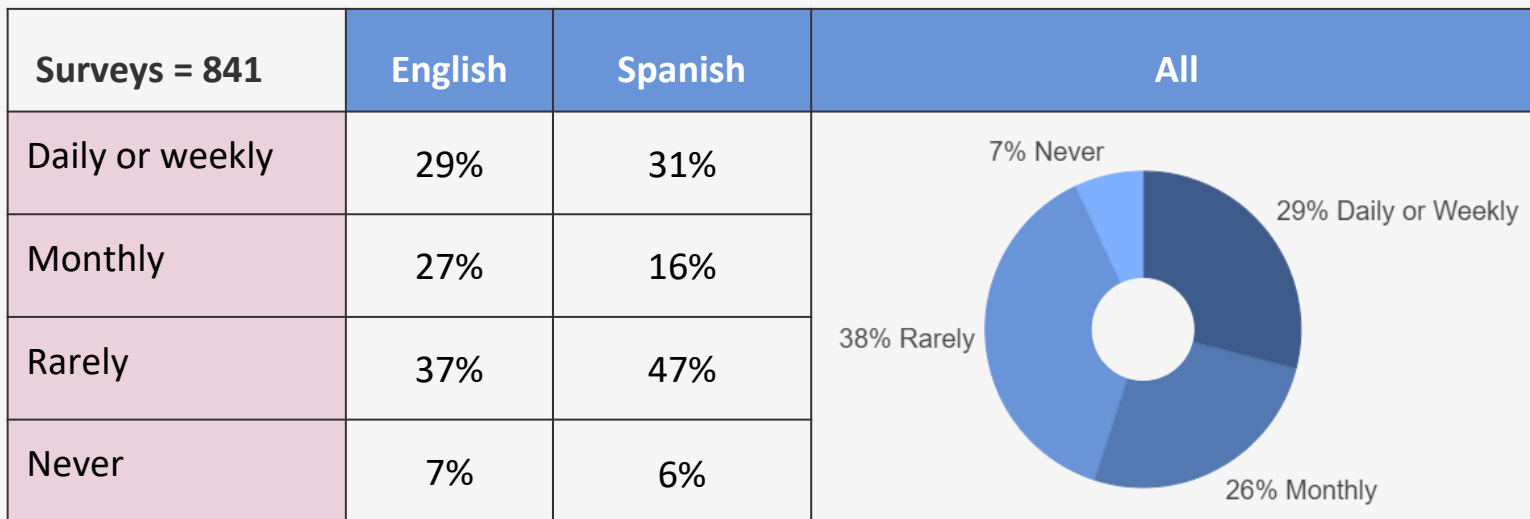
**SINGLE USE
PLASTIC
BEVERAGE
BOTTLES**



BOTTLES: CONSUMER PURCHASING

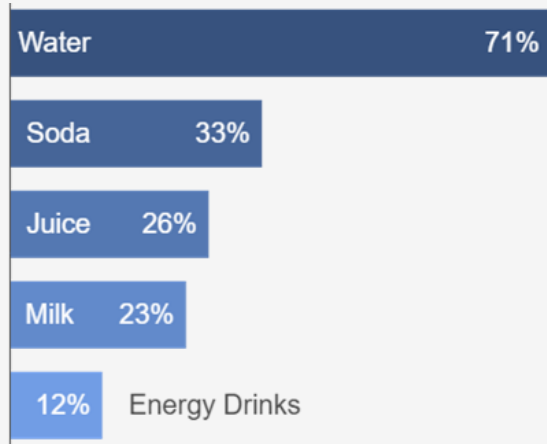


93% of residents buy drinks in single-use plastic bottles

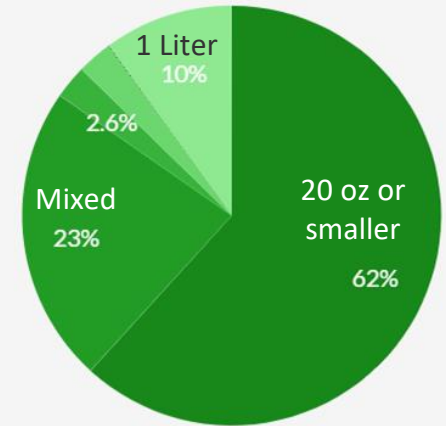


BOTTLES: CONSUMER PURCHASING

The majority of residents are buying **water** in **SMALL BOTTLES** (20 oz or less)

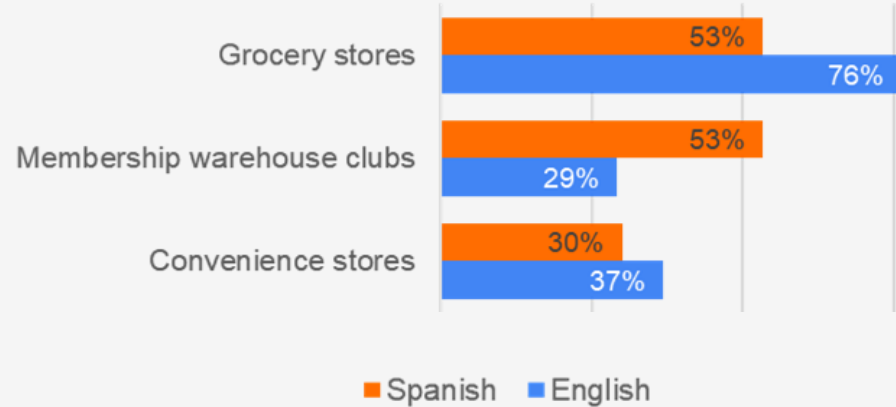


	All
20 oz or smaller	62%
Mixed Sizes	23%
2 Liter	2.6%
1 Gallon	2.7%
5 Gallons	0.05%
1 Liter	10%



BOTTLES: CONSUMER PURCHASING

GROCERY STORES are the most popular place to buy single-use plastic beverage bottles



	Grocery Stores	Convenience stores	Vending machines	Online retailers	Membership warehouses	Cafes or restaurants
All	76%	37%	11%	5%	30%	16%

POSSIBLE CONSUMER PURCHASING CHANGES



47% would shop outside of Culver City



30% would buy drinks in glass, aluminum, or cardboard when available

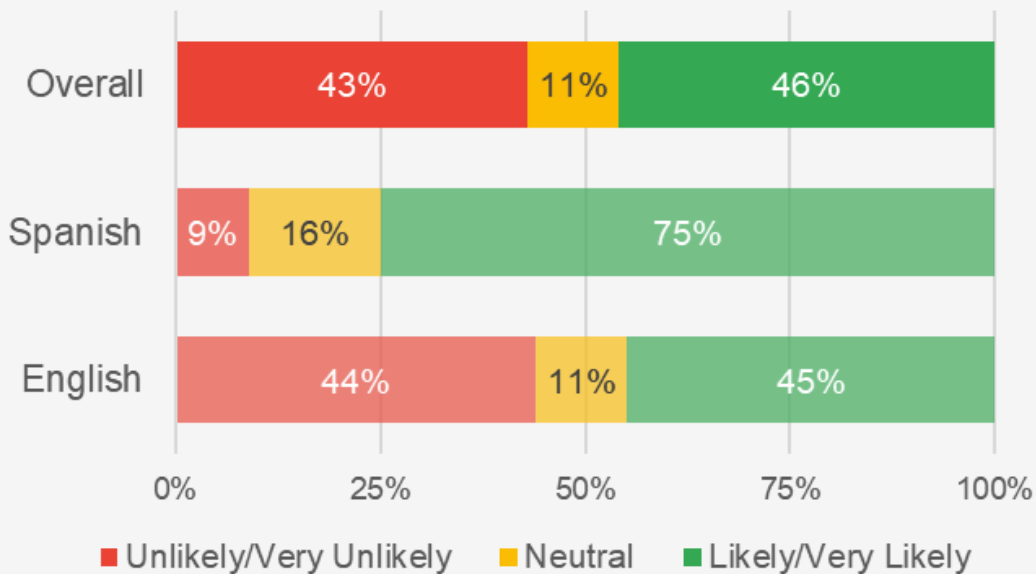


14% would opt for reusable, refillable bottles or at-home water filtering



9% were unsure/undecided

RESIDENT LIKELIHOOD TO SUPPORT THE BAN



COMMON THEMES: RESIDENT SUPPORT FOR BOTTLE BAN

- **Environmental Benefits**

Example Response: “Plastic is hurting us and our natural environment. It takes chemicals to make plastics which does not degrade. There are plenty of alternatives to plastic.”

Example Response: “I want to do what's best for the environment.”

- **Cleaner Spaces**

Example Response: “Plastic bags, bottles, balloons, and cigarette butts are causing major problems with trash in this city.”

- **Long-term Sustainability Progress**

Example Response: “On a larger scale, bans like this could create pressure to drive innovation.”

COMMON THEMES: RESIDENT CONCERNS FOR BOTTLE BAN

- **Water Accessibility & Emergency Preparedness**

Example Response: “We carry reusable water bottles daily, but there is still a need for one use water bottles, such as emergency/earthquake stockpile, extras in the car, etc.”

Example Response: “I am a senior unable to lift heavy objects like a gallon water bottle.”

- **Practicality and Convenience**

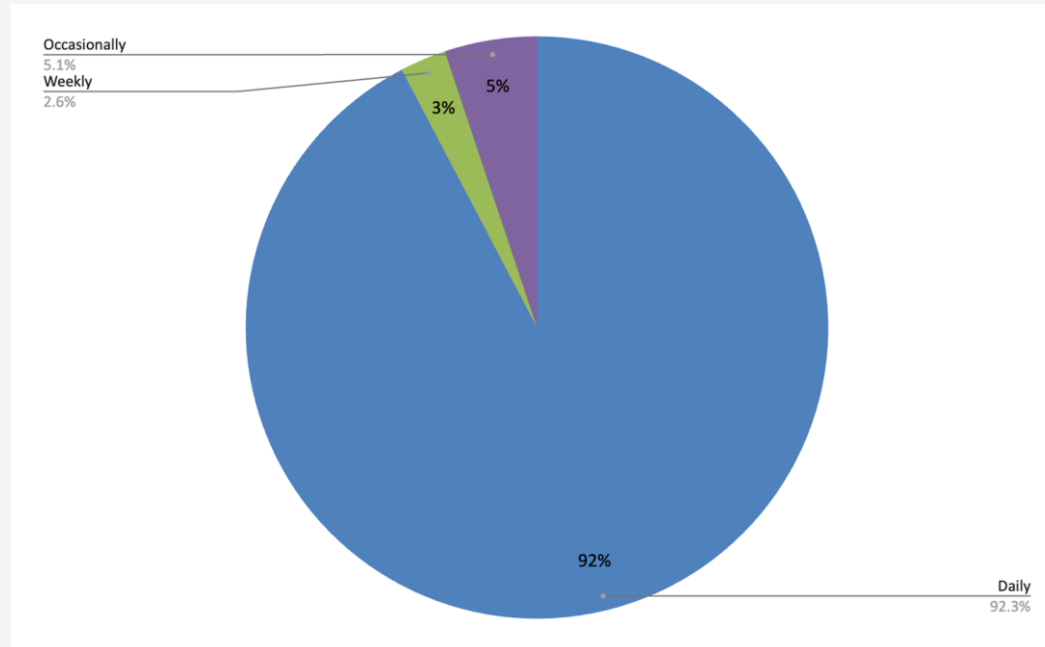
Example Response: “I would be highly inconvenienced with the plastic bottle ban as many items I purchase for my home are in that category. I’ll likely go outside of the city or purchase products online.”

- **Lack of Alternatives**

Example Response: “There are no alternatives for certain beverages that are only offered in plastic so it would eliminate a lot of products offered in stores.”

SINGLE-USE PLASTIC BOTTLE RETAILERS

Frequency of single-use plastic beverage bottles purchases



SINGLE-USE PLASTIC BOTTLE RETAILERS

Alternatives to single-use plastic beverage bottles



11% are considering offering alternative products like drinks in glass bottles or aluminum cans

62% currently sell alternative products

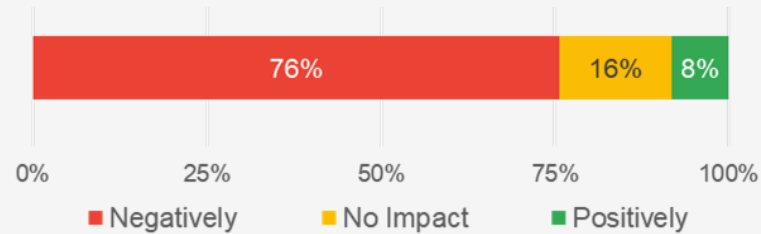
SINGLE-USE PLASTIC BOTTLE RETAILERS

Percentage of revenue from single-use plastic beverage bottles

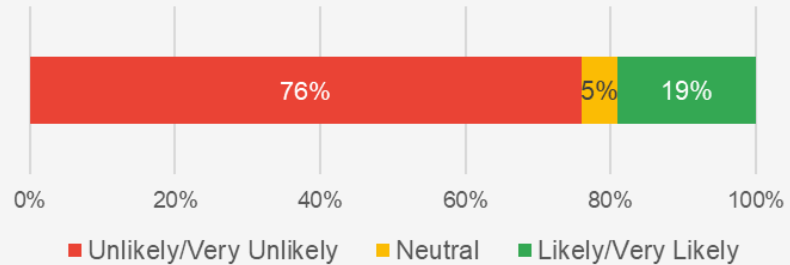
	All Retailers (N = 37)	Retailers that Offer Alternatives (N = 23 of the 37 retailers)	
		Plastic	Alts
Less than 10%	60%	52%	76%
More than 10%	40%	48%	24%

SINGLE-USE PLASTIC BOTTLE RETAILERS

How Retailers Anticipate
the Ban will Impact their
Business



Retailers' Likelihood to
Support the Ban



COMMON THEMES: RETAILER SUPPORT FOR BOTTLE BAN

- **Minimal, but some support due to environmental benefits**

Example Response: "I'm fine with the bans if it helps the environment."

COMMON THEMES: RETAILER CONCERNS FOR BOTTLE BAN

- Financial Impact Concerns

Example Response: “There are no suitable alternatives. It will cost us more and give the customers a bad experience. It will also increase our costs when alternatives fail and we have to replace/remake items.”

- Accessibility Concerns

Example Response: “I am very unlikely to support the ban of single use plastic bottles as I provide water to my salon clients as required by State Board Regulations and I cannot lift the heavier 3-5 gallon bottles to have a water dispenser.”

- Widespread desire for the City to prioritize/address other issues



BALLOONS

BALLOONS: CONSUMER PURCHASING



45% of residents buy balloons occasionally

Survey = 405	English	Spanish	All
Daily or weekly	0%	0%	<p>Monthly 3%</p> <p>Rarely 42%</p> <p>Never 55%</p>
Monthly	2%	6%	
Rarely	42%	53%	
Never	56%	41%	

BALLOONS: CONSUMER PURCHASING

BIRTHDAYS are the main reason for purchase

		All	English (N = 386)	Spanish (N = 19)
1	Birthdays	92%	92%	95%
2	Anniversaries	18%	18%	26%
3	Holidays	13%	13%	11%
4	Other Celebrations	18%	18%	0%

BALLOONS: CONSUMER PURCHASING

PARTY SUPPLY STORES are the preferred retailers

		All	English (N = 386)	Spanish (N = 19)
1	Party supply stores	80%	79%	89%
2	Grocery stores	37%	37%	32%
3	Online retailers	14%	14%	16%
4	Balloon Specialty	12%	12%	16%
5	Other	10%	10%	5%

POSSIBLE CONSUMER PURCHASING CHANGES



43% would shop outside of Culver City



37% would stop using all decorations, including balloons



10% would use paper decorations, flowers, or other alternatives for their celebrations



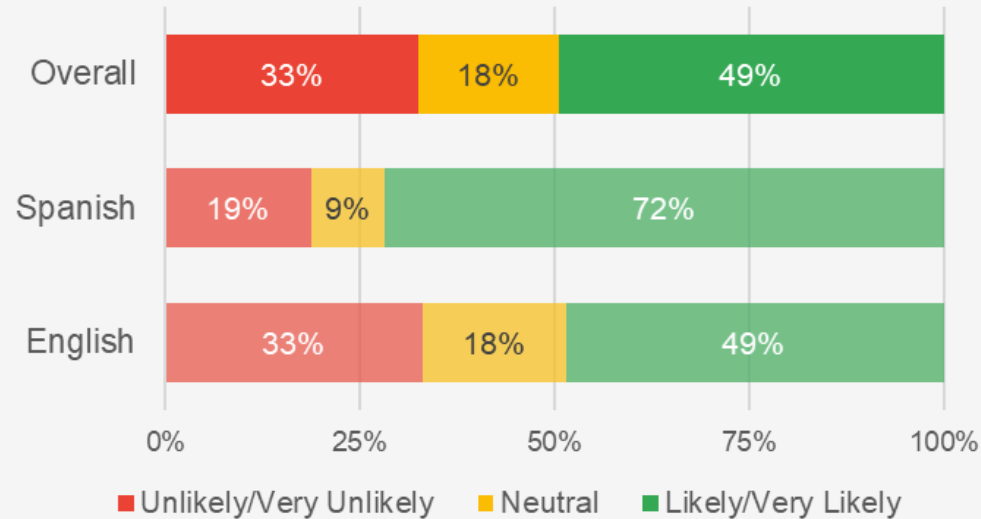
10% were unsure/undecided

POSSIBLE CONSUMER PURCHASING CHANGES



33% residents would host events elsewhere

RESIDENT LIKELIHOOD TO SUPPORT THE BAN



COMMON THEMES: RESIDENT SUPPORT FOR BALLOON BAN

- **Lack of necessity for balloons**

Example Response: "Balloons are frivolous."

Example Response: "I don't think balloons are required for livings"

- **Environmental Benefits**

Example Response: "Balloons are a legitimate environmental hazard to wildlife."

Example Response: "I don't really mind either way, so I'm all for it if it's better for the environment."

COMMON THEMES: RESIDENT CONCERNS FOR BALLOON BAN

- Impact on experiences for children

Example Response: "Balloons are a source of so much joy for kids."

Example Response: "They are a part of childhood."

- Losing a traditional part of joyful celebrations

Example Response: "Balloons are important part of my families celebrations and would be difficult to celebrate any occasion in our community, without balloons."

- Perceived Non-issue

Example Response: "Since when have balloons become an issue for the City?"

Example Response: "Astroturf and balloons aren't common plastic problems."

COMMON THEMES: RESIDENT CONCERNS FOR BALLOON BAN

- Low-priority compared to other citywide issues

Example Response: “I’d much rather you focus your efforts on having cleaner public areas than worrying about balloons.”


Example Response: “There’s so many serious things going on. Why are we worrying about balloons?”

BALLOON RETAILERS

Percentage of revenue from balloon sales

	All Retailers (N = 7)	Retailers that Offer Alternatives (N = 4 of the 7)	
		Balloons	Alts
Less than 5%	44%	75%	100%
5-10%	11%	25%	0%
10-20%	33%	0%	0%
20% or more	0%	0%	0%

BALLOON RETAILERS

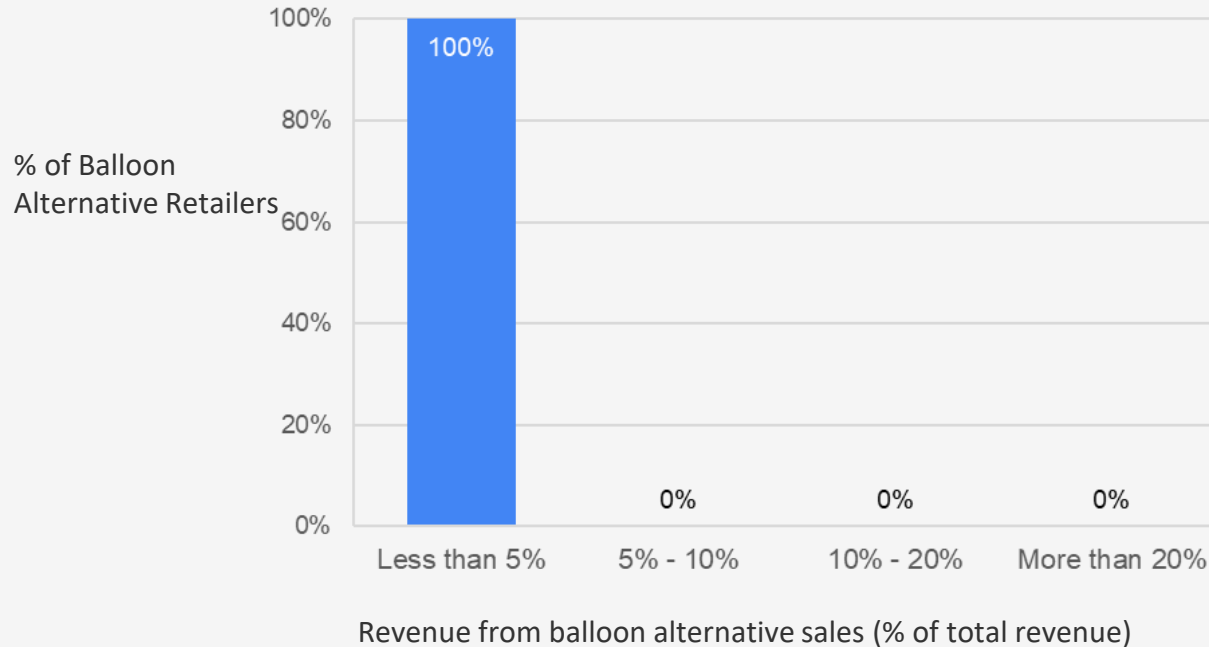


57% currently sell alternative products

Those that do not aren't currently considering offering alternative products like paper decorations

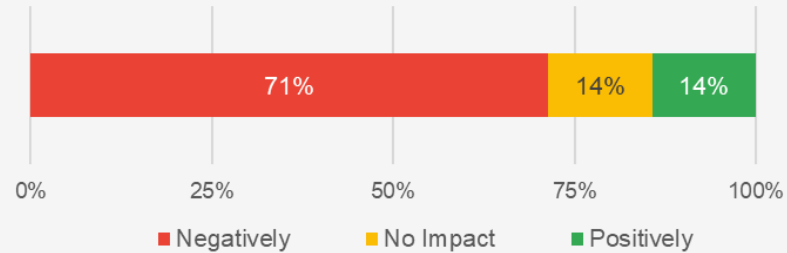
BALLOON RETAILERS

Revenue from alternatives to balloons

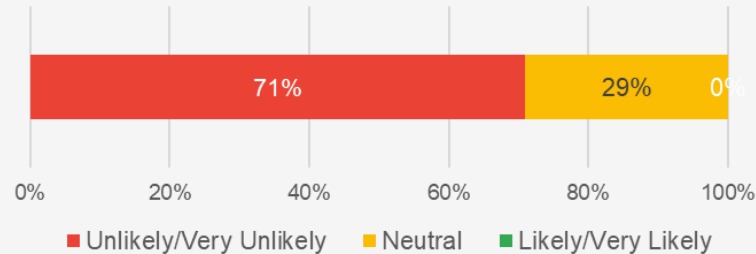


BALLOON RETAILERS

How Balloon Retailers Anticipate the Ban will Impact their Business



Balloon Retailers' Likelihood to Support the Ban



COMMON THEMES: RETAILER CONCERNS FOR BALLOON BAN

- Financial impact on retailers and their customers

Example Response: “Would significantly impact decorators whose livelihood depend on creating beautiful and memorable events...typically women and minority-owned business.”

Example Response: “An outright balloon ban would have unintended consequences for business like ours and on the community members who rely on affordable products to celebrate important life events.”

- General opposition & shock (e.g. “why would they do this???”)
- Financial impact on the City

Example Response: “In 2021 Party City remitted \$275,000 to the city in sales tax, \$298,000 in 2022, and \$273,000 in 2023.”

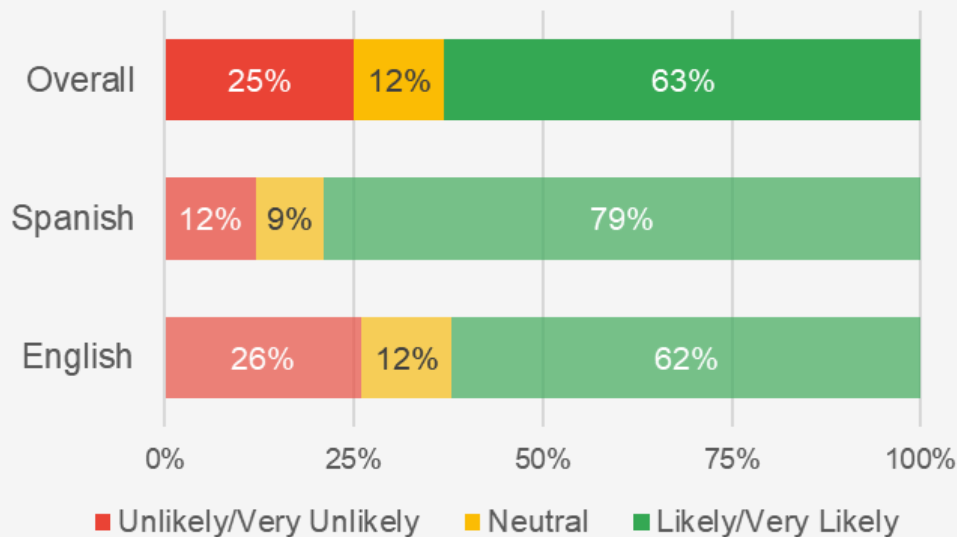


OUTDOOR SMOKING

RESIDENT LIKELIHOOD TO SUPPORT THE BAN



10% of all residents, or someone in their household, smoke outdoors



COMMON THEMES: RESIDENTS SUPPORT FOR OUTDOOR SMOKING BAN

- **Human Health**

Example Response: “I wish that outdoor smoking was banned, period. It's a hazard to everyone's health... Having to inhale secondhand cigarette smoke impacts my allergies and affects my respiratory system . ”

Example Response: “One smoker can adversely affect dozens of people.”

- **Litter Reduction**

Example Response: “A ban would help eliminate littering by people discarding their cigarette butts on the street.”

Example Response “I see cigarette butts all over the streets and sidewalks.”

- **Enjoyment of Public Spaces**

Example Response: “I hate smell of smoking and less likely go to event or area where there was smoking.”

COMMON THEMES: RESIDENTS CONCERNS FOR OUTDOOR SMOKING BAN

- Frustration over restrictions in open-air environments.

Example Response: "Smoking: I'm not a smoker but people have to smoke somewhere. This seems like overreach and impossible to enforce."

- Safety & Practicality

Example Response: "Smoking indoors is dangerous and impractical... Unknown if children will be harmed by this ban. Outdoors is safest when done responsibly. "

Example Response: "It sounds difficult to enforce and would only drive people to risky alternatives."

- Perceived unfairness and concerns over personal choice

Example Response: "Compassion for people addicted to nicotine seems important to me."

Example Response: "I never smoked, but it often seems like they're being discriminated against... Just keep the "perimeter rules" in place?"

OUTDOOR SMOKING



20% of retailers are considering offering alternative products like e-cigarettes or vape pens.

50% currently sell alternative products

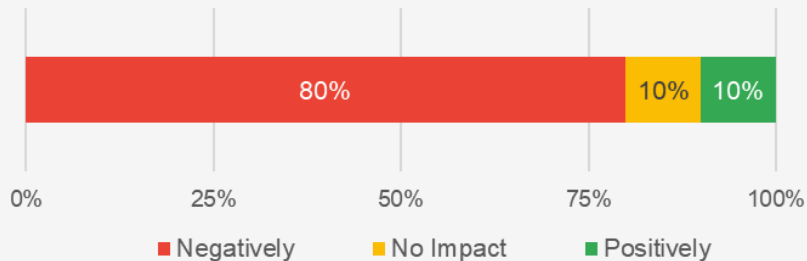
OUTDOOR SMOKING

Percent of revenue from cigarettes

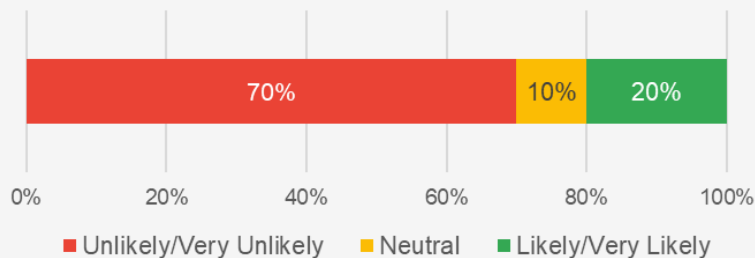
	All Retailers (N = 10)	Retailers that Offer Alternatives (N = 5)	
		Cigarettes	Alts
Less than 5%	20%	20%	40%
5-10%	40%	40%	60%
10-20%	20%	20%	0%
20% or more	20%	20%	0%

OUTDOOR SMOKING

How Cigarette Retailers
Anticipate the Ban will
Impact their Business



Cigarette Retailers'
Likelihood to Support the
Ban



COMMON THEMES: RETAILERS SUPPORT FOR OUTDOOR SMOKING BAN

- **Minimal, but some support due to environmental benefits**

Example Response: "I'm fine with the bans if it helps the environment"

COMMON THEMES: RETAILERS CONCERNS FOR OUTDOOR SMOKING BAN

- Financial Impact vs Perceived Benefit

Example Response: “Banning cigarettes is useless considering we don’t ban marijuana or alcohol in the city. Bad for businesses and bad for adult consumers.”

- Freedom of choice

Example Response: “People have the right to choose. This is America.”



ASTROTURF



ASTROTURF



12% of residents currently use Astroturf

3% are planning on using it in their home or garden

For Landscaping	For Sports Surface	For Indoor Decoration	Other
98%	11%	5%	14%

POSSIBLE CONSUMER PURCHASING CHANGES




27% of residents would use grass instead



21% were unsure/undecided



19% would use alternative landscaping like gravel, decomposed granite, dirt, or cement

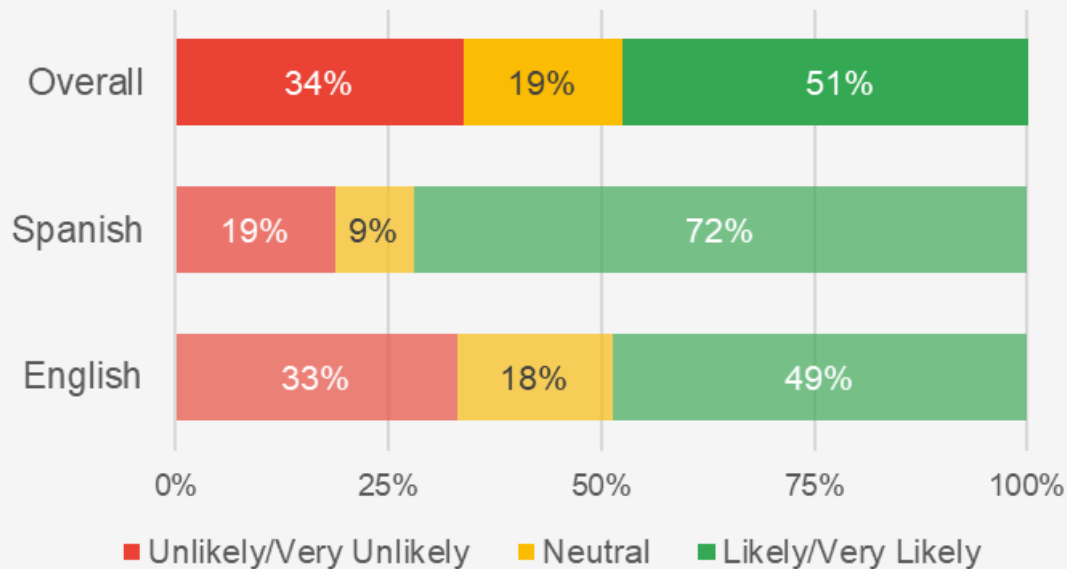


9% would still use Astroturf



The remaining responses expressed general opposition to the ban, like “don’t ban it”

RESIDENT LIKELIHOOD TO SUPPORT THE BAN



COMMON THEMES: RESIDENTIAL SUPPORT FOR ASTROTURF BAN

- **Heat and Environmental Impact:**

Example Response: “Astroturf is terrible for the environment on a mass scale. It also can reach extremely high temperatures that can be dangerous for kids or athletes playing on the turf.”

Example Response: “After being in the sun for so long, Astroturf starts to flake and tiny bits of plastic end up everywhere outdoors. This would be way to control micro plastics that end up in our waterways, but making sure there are alternatives would be key.”

Example Response: “I used to be okay with Astroturf, but have come to realize that it's harmful because of the materials and process to install it. Wildlife gets no benefit from it. And it's HOT.”

- **General Dislike for Astroturf**

Example Response: “I hate astroturf, it's ugly, smelly and unnatural.”

COMMON THEMES: RESIDENTIAL CONCERNS FOR ASTROTURF BAN

- **Water Saving**

Example Response: "Astroturf is better than grass for water conservation and offers an aesthetic alternative."

- **Durability and Functionality, particularly for pet-owners**

Example Response: "Astroturf is a viable option for owners of high activity pets. I use much less water and no pesticides as a result."

Example Response: "I don't have astroturf but I hear it's a nice way to keep a yard for a dog without the water consumption or muddy mess of real grass."

- **Cost & Effort**

Example Response: "I don't think the astroturf one will go over well because people are already struggling financially and to make them redo their lawn to be astroturf seems unlikely."

Example Response: "Astroturf is good if you can't afford a gardener, or can't grow grass."

COMMON THEMES: RESIDENTIAL NEED FOR MORE INFORMATION ABOUT ASTROTURF BANS

- **Widespread confusion around environmental impact of Astroturf and water conservation best practices for landscaping**

Example Response: “We are expected to conserve water which is required for traditional grass but are now being asked to potentially also not use astroturf/fake grass. I have young kids who need somewhere to play, it's not clear what we are supposed to be doing.”

Example Response: “I was surprised to see astroturf included in this list. I have not been aware of how it harms the environment.”

- **Desire to know whether the ban will apply to already-installed astroturf, particularly at schools, like the Culver City High School's athletic complex**

ASTROTURF



65% currently sell alternative products

Those that do not aren't currently considering offering alternative landscaping options

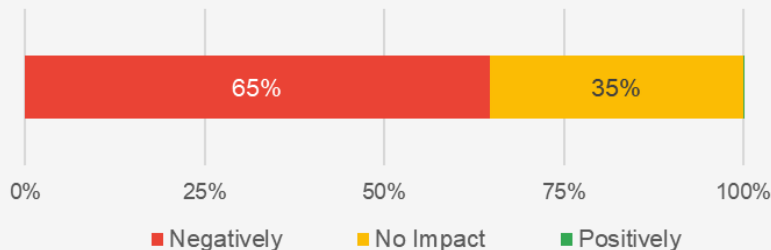
ASTROTURF

Percent of revenue from astroturf

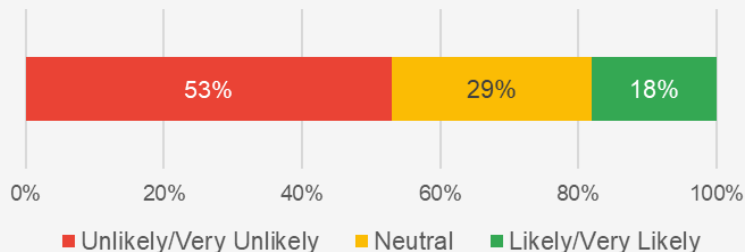
	All Retailers (N = 17)	Retailers that Offer Alternatives (N = 11)	
		Astroturf	Alternatives
Less than 5%	76%	100%	100%
5-10%	6%	0%	0%
10-20%	0%	0%	0%
20% or more	18%	0%	0%

ASTROTURF

How Astroturf Retailers
Anticipate the Ban will
Impact their Business



Astroturf Retailers'
Likelihood to Support the
Ban



COMMON THEMES: RETAILER CONCERNS FOR ASTROTURF BAN

- **Benefits of Astroturf**

Example Response: “Leave astroturf alone, it saves water and I know that most companies have lab reports of those materials being pfa and lead free.”

- **Cost of Alternatives**

Example Response: “The alternatives are more expensive and cost will rise further and be out of control. People will just go to LA or Inglewood and spend money there.”

Example Response: “In this economy, a potential astroturf ban will force people to make property cost go up. Many people just don’t have the finances for this kind of change, even if the ban goes into effect in a year. ”



SINGLE USE
PLASTIC BAGS

SINGLE USE PLASTIC BAGS



87% of residents buy or receive single-use plastic bags

Surveys = 841	English	Spanish	All
Daily or weekly	34%	50%	35%
Monthly	15%	0%	14%
Rarely	38%	50%	38%
Never	14%	0%	14%

SINGLE USE PLASTIC BAGS

GROCERY STORES and **FOOD DELIVERIES** are the most common sources of single-use plastic bags



	Grocery Stores	Takeout or Food Delivery	Retail stores	Pharmacies	Liquor Stores
All	60%	52%	31%	13%	7%

SINGLE USE PLASTIC BAGS

Among residents who buy or receive single-use plastic bags, most bring reusable bags **OFTEN** or **ALWAYS**

Surveys = 841	English	Spanish	All
Never	3%	0%	3%
Rarely or Sometimes	23%	25%	23%
Often or Always	74%	75%	74%

POSSIBLE CONSUMER PURCHASING CHANGES



59% would use their own reusable bags



35% would use paper bags or whatever was available

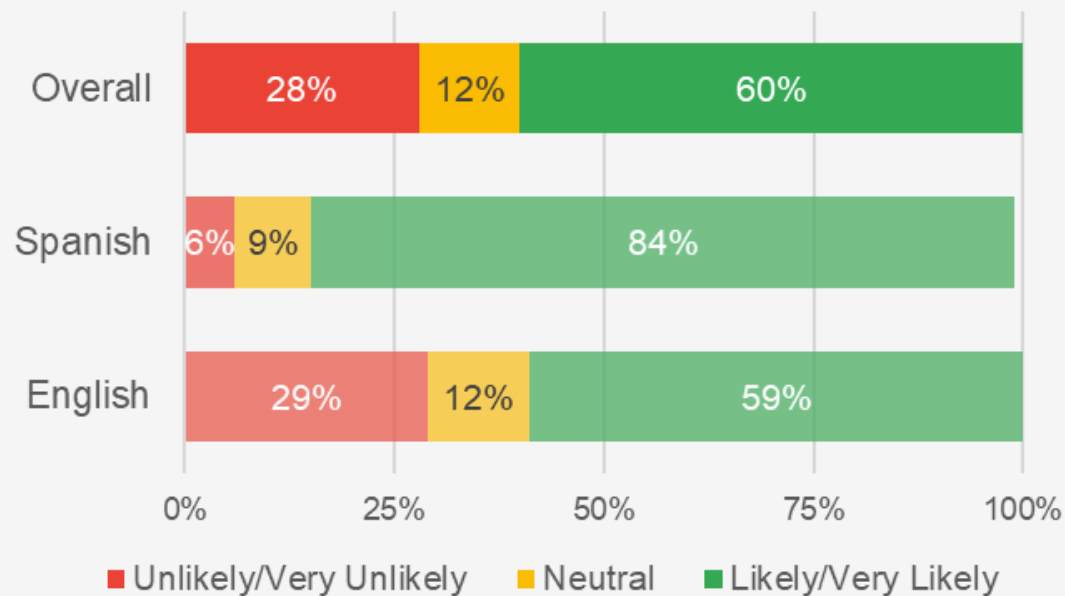


5% would shop outside of Culver City



2% were unsure/undecided

Resident Likelihood To Support The Ban



COMMON THEMES: RESIDENT SUPPORT FOR BAG BAN

- **Environmental Benefits**

Example Response: “I hate balloons and plastic bags and plastic. They are all so terrible for the environment and people use them like it’s no big deal. ”

Example Response: “I want to do what's best for the environment.”

- **Viewing bags as unnecessary**

Example Response: “Single-use plastic bags are an unnecessary convenience. ”

- **Social norms around reusable bags**

Example Response: “By now, everyone should have a supply of recyclable bags or should be incentivized to reuse their existing stash of single use bags!”

COMMON THEMES: RESIDENT CONCERNS FOR BAG BAN

- **Convenience**

Example Response: “When I go to the store on the way home that's not planned... I may need an additional bag at the store which causes me to have to purchase one in addition to using my reusable bags.”

Example Response: “I buy a lot of groceries and having so many reusable bags requires a lot of washing them, and I don't think they are sanitary to hold purchases of raw meat/fish/poultry.”

- **Perceived benefits of recycling**

Example Response: “As we recycle all of our plastic bottles and reuse most of our plastic bags, we feel that banning them would be unreasonable overkill.”

- **Reusing plastic bags as trash bags at home**

Example Response: “I use plastic bags to line my home trash cans. I use plastic bags to pick up my dogs poop. I use plastic bags to put wet bathing suits on. I reuse my plastic bags. I'd do my grocery shopping in another city...”

SINGLE USE PLASTIC BAGS

Percent of revenue associated with the sale or use of single-use plastic bags (e.g. food delivery or takeout orders, retail sales)

	All Retailers (N = 39)
Less than 5%	23%
5-10%	18%
10-20%	13%
20% or more	48%

SINGLE USE PLASTIC BAGS

Alternatives to single-use plastic bags

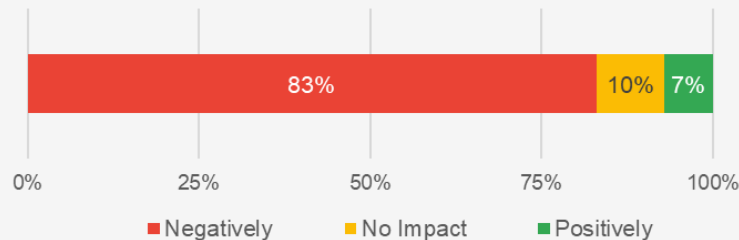


5% are considering offering alternative products like paper or reusable tote bags

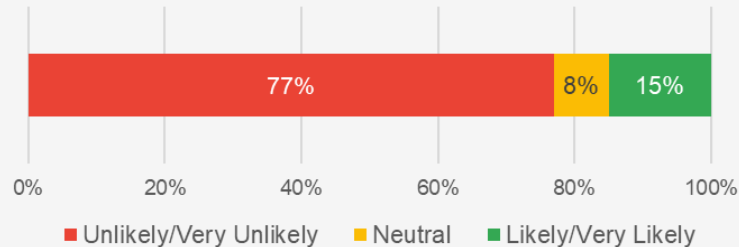
53% currently offer alternative products

SINGLE USE PLASTIC BAGS

How Retailers Anticipate the Ban will Impact their Business



Retailers' Likelihood to Support the Ban



COMMON THEMES: RETAILER CONCERNS FOR BAG BAN

- Financial Impact Concerns - Cost of Alternatives

Example Response: “We use plastic bags for merch sales. Will the city reimburse higher costs for other bags?”

Example Response: “Please do not ban plastic for restaurants-- we have no other affordable solutions, and we will all go out of business. “

- Desire for the City to prioritize/address other issues

Example Response: “There are more important things to be concerned with than takeout bags and smoking.”

SUMMARY OF RESULTS



RESIDENTIAL RESULTS OVERARCHING THEMES

These themes highlight a split between residents who prioritize environmental and health benefits and those who are concerned about the practicality, cost, and convenience of adapting to the proposed bans.



Dependency on Banned Items

Emergency Preparedness and Accessibility: Many residents depend on certain banned items, such as plastic water bottles, for essential needs like emergency preparedness and quick, affordable access to water. Similarly, restrictions on smoking areas raise accessibility concerns for residents who rely on designated spaces for smoking.



Economic Impacts and Encouragement to Shop Elsewhere

- **Local Economic Impact:** Some residents indicate they would likely shop in neighboring cities without such restrictions, potentially affecting local businesses and Culver City's economy.
- **Perceived Lack of Viable Alternatives**
- **Availability and Practicality:** Many residents feel there are insufficient or impractical alternatives to certain items, such as plastic bags and single-use bottles, which they believe are essential for daily convenience.

RESIDENTIAL RESULTS OVERARCHING THEMES



General Inconvenience

Daily Life Disruptions: The bans are viewed as adding inconvenience or inefficiencies to daily routines, especially for residents who would need to travel to other areas or make additional efforts to adapt.



Increased Costs for Residents

Financial Burden: Residents express concerns over the higher costs associated with alternatives and potential additional expenses from shopping elsewhere, making these bans financially burdensome for some.



Support for Reducing Plastic Use

Commitment to Sustainability: A strong segment of residents supports the bans for the opportunity to reduce single-use plastics, reflecting a collective desire to reduce environmental waste and unsustainable consumption patterns.



Environmental Protection

Environmental Advocacy: Many residents cite the detrimental effects of plastic on ecosystems, pollution, and long-term sustainability, underscoring environmental protection as a primary motivation for supporting the bans.

RESIDENTIAL RESULTS OVERARCHING THEMES



Health Concerns

Toxicity and Public Health: Health-related motivations are significant for some residents, with a focus on reducing exposure to potentially toxic materials and improving overall community health through reduced plastic and smoking.

COMMERCIAL RESULTS OVERARCHING THEMES

These themes reflect businesses' concerns about the economic impact, logistical feasibility, and customer satisfaction challenges posed by the bans, alongside a desire for more thoughtful, supportive implementation.

Financial Impact Concerns



- **Increased Operational Costs:** Businesses, particularly small ones, are concerned about the high costs associated with switching to alternatives, which may be significantly more expensive than the banned items.
- **Customer Loss and Economic Impact:** Many anticipate losing customers to neighboring cities without such restrictions, potentially reducing sales and impacting local revenue.
- **Risk of Relocation:** Some businesses fear that the increased costs and reduced customer base might ultimately force them to consider relocating to areas with less restrictive regulations.



Operational and Logistical Challenges


Supply Chain and Stocking Issues: Larger chains and franchises foresee logistical difficulties in sourcing and managing inventory with compliant alternatives, especially when products are normally supplied at scale across multiple locations.

COMMERCIAL RESULTS OVERARCHING THEMES



Preference for Gradual Implementation and Support


Phased Approach and City Assistance: Many businesses suggest that a gradual transition would allow them more time to adapt, and they express a desire for city support, such as financial assistance, resources, or incentives, to help manage the shift to alternatives.



Perception of Misplaced Priorities



Focus on Higher-Priority Issues: A number of businesses feel frustrated by the focus on these bans, which they see as less critical compared to other community challenges, and they advocate for city resources to address what they perceive as more pressing issues.

APPENDIX OF SURVEY OUTREACH MATERIALS






SOCIAL MEDIA/EMAIL



ONLINE SURVEY



Culver City Proposes Restrictions to Reduce Plastics and Trash Pollutants in Ballona Creek

The City of Culver City is exploring proposals to enhance current plastic restrictions and ban common trash pollutants found during Ballona Creek cleanups. In addition, the City is considering banning the usage of astroturf. The proposed bans include:

- Sale and Usage of Single-use Plastic Beverage Bottles
- Sale and Usage of Single-use Plastic Carry Out Bags
- Sale and Usage of Balloons
- Citywide Outdoor Smoking
- Usage of Astroturf

Your Input Matters

To ensure these proposed restrictions are fair and effective, the City is conducting targeted outreach to residents, businesses and commercial entities that may be affected by these bans. We aim to understand residential consumer behaviors and the potential financial implications and hardships these measures could cause to businesses and the City. We also want to gauge the community interest with the positive impacts to our community if these restrictions are enacted.

Please click on the survey link to submit your feedback on these proposed bans. The data we collect will help us shape a cleaner, more sustainable Culver City. The survey will be limited to one response per user.

[Take Online Survey](#)



IN-PERSON SURVEY

Improve commercial participation	<ol style="list-style-type: none">1. Utilize existing contacts from Economic Development2. Email retailers to schedule meetings3. Conduct phone calls, virtual meetings, and/or in-person visits to conduct survey4. Leave survey postcard or FAQ with QR code (if unable to reach business)
Address data gaps (as needed)	<ol style="list-style-type: none">1. Collect survey responses from businesses that haven't taken the online survey2. Collect additional qualitative data through open-ended conversation with store owners, managers, or relevant personnel <p><i>*Beverages in single-use plastic bottles, balloons, cigarettes, and/or Astroturf</i></p>
Ensure accessibility & reach	<ol style="list-style-type: none">1. Visit businesses on varying days of the week and at times managers/owners are likely to be on-site and available (e.g. Tues - Thurs AM)2. Collect contact details and follow-up with those who could not participate in person



**We want your feedback on
proposed product restrictions.**

**Do you live in or own a
business in Culver City?**

Take our survey today.

Scan the **QR code**
and give us your feedback!



**Queremos su opinión sobre las
restricciones propuestas.**

**¿Vive o es propietario de un
negocio en Culver City?**

**Participe en nuestra
encuesta hoy.**

Escanee el **código QR**
y denos su opinión.





Product Restriction Survey FAQ

What is the purpose of the survey?

The purpose of this survey is to assess the potential impact of the proposed product restrictions on Culver City residents and businesses.

Who can take the survey and how often can they take it?

Individuals who either are residents of Culver City or manage a business in Culver City are eligible to take this survey. Only one response is allowed per individual.

What items is Culver City proposing restrictions on?

Currently, a ban on the sale and usage of the following items within Culver City is being considered:

- Single-Use Plastic bottles
- Balloons
- Astroturf
- Single-Use Plastic Bags

Additionally, a prohibition on outdoor smoking in Culver City is also being considered.

Why are these restrictions being considered?

The potentially restricted items - plastic water bottles, balloons, single-use plastic bags, and cigarette butts - represented the majority of trash pollutants found during a series of creek clean-ups within the city. These restrictions are being considered with the goal of reducing Culver City's litter and trash output.

What languages is the survey offered in?

English and Spanish.

When will the survey end?

All final research will be completed by December this year.



Scan the **QR code** and give us your feedback!



Encuesta sobre restricciones de productos FAQ

¿Cuál es el objetivo de la encuesta?

El objetivo de esta encuesta es evaluar el impacto que la restricción de los productos propuestos tendría en los residentes y negocios de Culver City.

¿Quién puede realizar la encuesta y con qué frecuencia?

Las personas que residen en Culver City o que gestionan o son propietarios de un negocio en Culver City pueden participar en esta encuesta y enviar una única respuesta.

¿Sobre qué artículos está proponiendo restricciones Culver City?

Actualmente, se está considerando prohibir la venta y el uso de los siguientes artículos dentro de Culver City:

- Botellas de plástico de un solo uso
- Globos
- Césped artificial
- Bolsas de plástico de un solo uso

Además, también se está considerando una prohibición de fumar en espacios al aire libre en Culver City.

¿Por qué se están considerando estas restricciones?

Los artículos potencialmente restringidos - botellas de agua de plástico, globos, bolsas de plástico de un solo uso y colillas de cigarrillos - representaron la mayoría de los contaminantes de basura encontrados durante una serie de limpiezas de arroyos dentro de la ciudad. Estas restricciones se están considerando con el objetivo de reducir la producción de basura y los desechos en Culver City.

¿En qué idiomas se ofrece la encuesta?

En inglés y español.

¿Cuándo finalizará la encuesta?

Toda la investigación final se entregará a los funcionarios de la ciudad en diciembre de este año.



Escanee el **código QR** y denos su opinión.