



1 the salary schedules are not in compliance with the requirements of California Code of  
2 Regulations Section 570.5 and, therefore, not valid;

3 WHEREAS, the City disagrees with CalPERS' Directive and its  
4 interpretation of the statute; however, in an abundance of caution to protect City retirees,  
5 this Resolution is for the purpose of ratifying the previously approved and adopted salary  
6 schedules for Fiscal Years 2019-2020 through 2023-2024 to state "Salary Schedule  
7 Effective Date MM/DD/YYYY" in accordance with CalPERS' Directive.  
8

9  
10 NOW, THEREFORE, the City Council of the City of Culver City, DOES  
11 RESOLVE AS FOLLOWS:

- 12 1. The foregoing recitals are true and correct and are a substantive part of  
13 this Resolution.
- 14 2. The previously approved and adopted Classification and Salary Plans  
15 for all City employees for Fiscal Years 2019-2020 through and including  
16 2023-2024, attached hereto as Exhibit "A" and incorporated herein by  
17 reference, are hereby ratified in accordance with CalPERS' Directive.
- 18 3. The adoption of this Resolution is not intended to and shall not constitute  
19 a waiver by the City of Culver City of any legal or equitable rights that  
20 the City may have to challenge, through any administrative or judicial  
21 proceedings, the effectiveness and/or legality of CalPERS' Directive,  
22 and the City expressly reserves any and all rights, privileges, and  
23 defenses available under law and equity.  
24

25 ///

26 ///

27 ///

28 ///

1  
2  
3  
4  
5  
6  
7  
8  
9  
10  
11  
12  
13  
14  
15  
16  
17  
18  
19  
20  
21  
22  
23  
24  
25  
26  
27  
28

4. This Resolution shall take effect immediately upon its adoption.

APPROVED and ADOPTED this 24<sup>th</sup> day of June 2024.

\_\_\_\_\_  
YASMINE-IMANI MCMORRIN, Mayor  
City of Culver City, California

ATTEST:

APPROVED AS TO FORM:



\_\_\_\_\_  
JEREMY BOCCHINO, City Clerk

\_\_\_\_\_  
HEATHER S. BAKER, City Attorney

EXHIBIT A

RESOLUTION NO. 2019-R 051

A RESOLUTION OF THE CITY COUNCIL OF THE CITY OF CULVER CITY, CALIFORNIA, ADOPTING THE CLASSIFICATION AND SALARY PLAN FOR CITY EMPLOYEES EFFECTIVE JULY 1, 2019.

NOW, THEREFORE, the City Council of the City of Culver City, DOES RESOLVE as follows:

1. The Classification and Salary Plan, attached hereto as Exhibit "A" and incorporated herein by this reference, is hereby adopted effective July 1, 2019.
2. The Classification and Salary Plan, attached hereto as Exhibit "A" shall supersede and replace all previously adopted salary plans for City employees.
3. The City Manager and Chief Financial Officer are hereby authorized to adjust and pay salaries of the City employees in accordance with the Classification and Salary Plan adopted and approved by this Resolution, effective July 1, 2019.

APPROVED and ADOPTED this 24th day of June, 2019.

MEGHAN SAHLI-WELLS, Mayor  
City of Culver City, California

ATTEST:

JEREMY GREEN, City Clerk

APPROVED AS TO FORM:

CAROL A. SCHWAB, City Attorney

A19-00430




1                   3.     The City Manager and Chief Financial Officer are hereby authorized to  
2 adjust and pay salaries of the City employees in accordance with the Classification and  
3 Salary Plan adopted and approved by this Resolution, effective July 1, 2019.  
4


5  
6                   APPROVED and ADOPTED this 24<sup>th</sup> day of June, 2019.

7                     
8                   \_\_\_\_\_  
9                   MEGHAN SAHLI-WELLS, Mayor  
10                  City of Culver City, California

11  
12                  ATTEST:

13                  APPROVED AS TO FORM:

14                    
15                  \_\_\_\_\_  
16                  JEREMY GREEN, City Clerk

17                    
18                  \_\_\_\_\_  
19                  CAROL A. SCHWAB, City Attorney  
20                  *CS*

21  
22                  A19-00428  
23  
24  
25  
26  
27  
28

1 **RESOLUTION NO. 2019-R<sub>053</sub>**

2  
3 A RESOLUTION OF THE CITY COUNCIL OF THE CITY OF  
4 CULVER CITY, CALIFORNIA, ADOPTING THE  
5 CLASSIFICATION AND SALARY PLAN FOR POLICE  
6 SAFETY EMPLOYEES EFFECTIVE JULY 1, 2019.

7 WHEREAS, pursuant to the Salary Initiative Ordinance adopted by the  
8 electors of the City of Culver City on August 11, 1953 and amended on November 2, 1982,  
9 salary adjustments are required for certain safety employees; and,

10 WHEREAS, in accordance with the Salary Initiative Ordinance, as amended,  
11 various changes were made to the salaries and benefits paid to police safety employees  
12 effective July 1, 2019.

13 NOW, THEREFORE, the City Council of the City of Culver City, DOES  
14 RESOLVE as follows:

- 15 1. The Classification and Salary Plan, attached hereto as Exhibit "A" and  
16 incorporated herein by this reference, is hereby adopted effective July 1, 2019.  
17  
18 2. The Classification and Salary Plan, attached hereto as Exhibit "A" shall  
19 supersede and replace all previously adopted salary plans for police safety employees.

20 ///

21 ///

22 ///

23 ///

24 ///

25 ///

26 ///

27 ///


28

1                   3.     The City Manager and Chief Financial Officer are hereby authorized to  
2 adjust and pay salaries of the City employees in accordance with the Classification and  
3 Salary Plan adopted and approved by this Resolution, effective July 1, 2019.


4  
5                   APPROVED and ADOPTED this 24th day of June, 2019.

6  
7                     
8                   \_\_\_\_\_  
9                   MEGHAN SAHLI-WELLS, Mayor  
10                  City of Culver City, California

11 ATTEST:

12                     
13                   \_\_\_\_\_  
14                   JEREMY GREEN, City Clerk

11 APPROVED AS TO FORM:

12                     
13                   \_\_\_\_\_  
14                   CAROL A. SCHWAB, City Attorney  
15                   for

15 A19-00429



**Note:** For FIRE job titles, the printed hourly rates are for 40-hour employees. To determine the hourly rates for 56-hour employees, divide the annual rate by 2912. (Titles with two codes in parentheses indicate they are 40-hour & 56-hour positions. The first code is for 40-hr, the second one for 56-hr.)

Group	Title	Step	Hourly Rate	Monthly Rate	Annual Rate
CCEA	ACCOUNT CLERK (205)	1	21.7419	3,768.59	45,223.10
CCEA	ACCOUNT CLERK (205)	2	22.8539	3,961.34	47,536.06
CCEA	ACCOUNT CLERK (205)	3	24.0218	4,163.77	49,965.24
CCEA	ACCOUNT CLERK (205)	4	25.2503	4,376.71	52,520.52
CCEA	ACCOUNT CLERK (205)	5	26.5428	4,600.74	55,208.92
CCEA	ACCOUNT CLERK-REG PT (205R)	1	21.7419	3,768.59	45,223.10
CCEA	ACCOUNT CLERK-REG PT (205R)	2	22.8539	3,961.34	47,536.06
CCEA	ACCOUNT CLERK-REG PT (205R)	3	24.0218	4,163.77	49,965.24
CCEA	ACCOUNTANT (419)	1	32.1962	5,580.68	66,968.20
CCEA	ACCOUNTANT (419)	2	33.8408	5,865.73	70,388.76
CCEA	ACCOUNTANT (419)	3	35.5700	6,165.47	73,985.60
CCEA	ACCOUNTANT (419)	4	37.3881	6,480.61	77,767.30
CCEA	ACCOUNTANT (419)	5	39.2987	6,811.78	81,741.40
CCEA	ACCOUNTANT II (428)	1	35.2166	6,104.22	73,250.58
CCEA	ACCOUNTANT II (428)	2	37.0165	6,416.19	76,994.32
CCEA	ACCOUNTANT II (428)	3	38.9078	6,744.01	80,928.12
CCEA	ACCOUNTANT II (428)	4	40.8963	7,088.68	85,064.20
CCEA	ACCOUNTANT II (428)	5	42.9866	7,451.02	89,412.18
CCEA	ACCOUNTING TECHNICIAN (223)	1	26.4102	4,577.78	54,933.32
CCEA	ACCOUNTING TECHNICIAN (223)	2	27.7359	4,807.55	57,690.62
CCEA	ACCOUNTING TECHNICIAN (223)	3	29.1415	5,051.19	60,614.32
CCEA	ACCOUNTING TECHNICIAN (223)	4	30.6307	5,309.33	63,711.96
CCEA	ACCOUNTING TECHNICIAN (223)	5	32.1962	5,580.68	66,968.20
CCEA	ADMIN CLERK (207)	1	21.5258	3,731.13	44,773.56
CCEA	ADMIN CLERK (207)	2	22.6265	3,921.93	47,063.12
CCEA	ADMIN CLERK (207)	3	23.7828	4,122.34	49,468.12
CCEA	ADMIN CLERK (207)	4	24.9990	4,333.16	51,997.92
CCEA	ADMIN CLERK (207)	5	26.2788	4,554.98	54,659.80
CCEA	ADMIN CLERK-REG PT (207R)	1	21.5258	3,731.13	44,773.56
CCEA	ADMIN CLERK-REG PT (207R)	2	22.6265	3,921.93	47,063.12
CCEA	ADMIN CLERK-REG PT (207R)	3	23.7828	4,122.34	49,468.12
CCEA	ADMIN SECRETARY (222)	1	26.2788	4,554.98	54,659.80
CCEA	ADMIN SECRETARY (222)	2	27.5998	4,783.96	57,407.48
CCEA	ADMIN SECRETARY (222)	3	28.9965	5,026.06	60,312.72
CCEA	ADMIN SECRETARY (222)	4	30.4788	5,282.98	63,395.80
CCEA	ADMIN SECRETARY (222)	5	32.0351	5,552.76	66,633.06
CCEA	ANIMAL SERVICES OFFICER (307)	1	24.9990	4,333.16	51,997.92
CCEA	ANIMAL SERVICES OFFICER (307)	2	26.2788	4,554.98	54,659.80
CCEA	ANIMAL SERVICES OFFICER (307)	3	27.5998	4,783.96	57,407.48
CCEA	ANIMAL SERVICES OFFICER (307)	4	28.9965	5,026.06	60,312.72
CCEA	ANIMAL SERVICES OFFICER (307)	5	30.4788	5,282.98	63,395.80

Group	Title	Step	Hourly Rate	Monthly Rate	Annual Rate
CCEA	ASSISTANT ENGINEER (425)	1	34.8464	6,040.04	72,480.46
CCEA	ASSISTANT ENGINEER (425)	2	36.6269	6,348.66	76,183.90
CCEA	ASSISTANT ENGINEER (425)	3	38.4977	6,672.94	80,075.32
CCEA	ASSISTANT ENGINEER (425)	4	40.4656	7,014.04	84,168.50
CCEA	ASSISTANT ENGINEER (425)	5	42.5329	7,372.37	88,468.38
CCEA	ASSISTANT PLANNER (420)	1	32.5185	5,636.54	67,638.48
CCEA	ASSISTANT PLANNER (420)	2	34.1801	5,924.56	71,094.66
CCEA	ASSISTANT PLANNER (420)	3	35.9263	6,227.22	74,726.60
CCEA	ASSISTANT PLANNER (420)	4	37.7629	6,545.57	78,546.78
CCEA	ASSISTANT PLANNER (420)	5	39.6918	6,879.90	82,558.84
CCEA	ASSOC ANL Y-RATE (495)	1	37.2420	6,455.28	77,463.36
CCEA	ASSOCIATE ANALYST (415)	1	31.5598	5,470.36	65,644.28
CCEA	ASSOCIATE ANALYST (415)	2	33.1722	5,749.86	68,998.28
CCEA	ASSOCIATE ANALYST (415)	3	34.8681	6,043.81	72,525.70
CCEA	ASSOCIATE ANALYST (415)	4	36.6497	6,352.62	76,231.48
CCEA	ASSOCIATE ANALYST (415)	5	38.5217	6,677.10	80,125.24
CCEA	ASSOCIATE ENGINEER (439)	1	41.6954	7,227.20	86,726.38
CCEA	ASSOCIATE ENGINEER (439)	2	43.8254	7,596.40	91,156.78
CCEA	ASSOCIATE ENGINEER (439)	3	46.0653	7,984.64	95,815.72
CCEA	ASSOCIATE ENGINEER (439)	4	48.4183	8,392.50	100,709.96
CCEA	ASSOCIATE ENGINEER (439)	5	50.8937	8,821.58	105,859.00
CCEA	ASSOCIATE PLANNER (431)	1	37.3881	6,480.61	77,767.30
CCEA	ASSOCIATE PLANNER (431)	2	39.2987	6,811.78	81,741.40
CCEA	ASSOCIATE PLANNER (431)	3	41.3067	7,159.84	85,918.04
CCEA	ASSOCIATE PLANNER (431)	4	43.4173	7,525.66	90,307.88
CCEA	ASSOCIATE PLANNER (431)	5	45.6356	7,910.18	94,922.10
CCEA	AUDIO VISUAL OPERATOR/ANALYST-REG PT (455R)	1	39.2987	6,811.78	81,741.40
CCEA	AUDIO VISUAL OPERATOR/ANALYST-REG PT (455R)	2	41.3067	7,159.84	85,918.04
CCEA	AUDIO VISUAL OPERATOR/ANALYST-REG PT (455R)	3	43.4173	7,525.66	90,307.88
CCEA	AUTOMATED ENFORCEMENT TECH (219)	1	24.9990	4,333.16	51,997.92
CCEA	AUTOMATED ENFORCEMENT TECH (219)	2	26.2788	4,554.98	54,659.80
CCEA	AUTOMATED ENFORCEMENT TECH (219)	3	27.5998	4,783.96	57,407.48
CCEA	AUTOMATED ENFORCEMENT TECH (219)	4	28.9965	5,026.06	60,312.72
CCEA	AUTOMATED ENFORCEMENT TECH (219)	5	30.4788	5,282.98	63,395.80
CCEA	BICYCLE/PEDESTRIAN COORDINATOR (456)	1	41.6954	7,227.20	86,726.38
CCEA	BICYCLE/PEDESTRIAN COORDINATOR (456)	2	43.8254	7,596.40	91,156.78
CCEA	BICYCLE/PEDESTRIAN COORDINATOR (456)	3	46.0653	7,984.64	95,815.72
CCEA	BICYCLE/PEDESTRIAN COORDINATOR (456)	4	48.4183	8,392.50	100,709.96
CCEA	BICYCLE/PEDESTRIAN COORDINATOR (456)	5	50.8937	8,821.58	105,859.00

**Note:** For FIRE job titles, the printed hourly rates are for 40-hour employees. To determine the hourly rates for 56-hour employees, divide the annual rate by 2912. (Titles with two codes in parentheses indicate they are 40-hour & 56-hour positions. The first code is for 40-hr, the second one for 56-hr.)

Group	Title	Step	Hourly Rate	Monthly Rate	Annual Rate
CCEA	BUILDING AND SAFETY INSPECTOR (327)	1	31.5598	5,470.36	65,644.28
CCEA	BUILDING AND SAFETY INSPECTOR (327)	2	33.1722	5,749.86	68,998.28
CCEA	BUILDING AND SAFETY INSPECTOR (327)	3	34.8681	6,043.81	72,525.70
CCEA	BUILDING AND SAFETY INSPECTOR (327)	4	36.6497	6,352.62	76,231.48
CCEA	BUILDING AND SAFETY INSPECTOR (327)	5	38.5217	6,677.10	80,125.24
CCEA	BUILDING ENGINEER (433)	1	38.9078	6,744.01	80,928.12
CCEA	BUILDING ENGINEER (433)	2	40.8963	7,088.68	85,064.20
CCEA	BUILDING ENGINEER (433)	3	42.9866	7,451.02	89,412.18
CCEA	BUILDING ENGINEER (433)	4	45.1830	7,831.72	93,980.64
CCEA	BUILDING ENGINEER (433)	5	47.4915	8,231.86	98,782.32
CCEA	BUS OPERATOR (305)	0	22.0699	3,825.45	45,905.34
CCEA	BUS OPERATOR (305)	1	24.3830	4,226.39	50,716.64
CCEA	BUS OPERATOR (305)	2	25.6308	4,442.66	53,311.96
CCEA	BUS OPERATOR (305)	3	26.9358	4,668.86	56,026.36
CCEA	BUS OPERATOR (305)	4	28.2833	4,902.43	58,829.16
CCEA	BUS OPERATOR (305)	5	29.7290	5,153.03	61,836.32
CCEA	BUS OPERATOR-REG PT (305R)	1	19.9741	3,462.18	41,546.18
CCEA	BUS OPERATOR-REG PT (305R)	2	20.9946	3,639.07	43,668.82
CCEA	BUS OPERATOR-REG PT (305R)	3	22.0699	3,825.45	45,905.34
CCEA	BUSINESS TAX INSPECTOR (224)	1	26.5428	4,600.74	55,208.92
CCEA	BUSINESS TAX INSPECTOR (224)	2	27.8718	4,831.10	57,973.24
CCEA	BUSINESS TAX INSPECTOR (224)	3	29.2866	5,076.35	60,916.18
CCEA	BUSINESS TAX INSPECTOR (224)	4	30.7836	5,335.83	64,029.94
CCEA	BUSINESS TAX INSPECTOR (224)	5	32.3563	5,608.42	67,301.00
CCEA	BUYER (434)	1	39.1033	6,777.90	81,334.76
CCEA	BUYER (434)	2	41.1011	7,124.20	85,490.34
CCEA	BUYER (434)	3	43.2015	7,488.26	89,859.12
CCEA	BUYER (434)	4	45.4093	7,870.94	94,451.24
CCEA	BUYER (434)	5	47.7291	8,273.05	99,276.58
CCEA	CEMENT FINISHER (314)	1	27.0663	4,691.48	56,297.80
CCEA	CEMENT FINISHER (314)	2	28.4239	4,926.81	59,121.66
CCEA	CEMENT FINISHER (314)	3	29.8764	5,178.57	62,142.86
CCEA	CEMENT FINISHER (314)	4	31.4032	5,443.23	65,318.76
CCEA	CEMENT FINISHER (314)	5	33.0077	5,721.34	68,656.12
CCEA	CITY CLERK SPECIALIST (452)	1	30.0250	5,204.33	62,452.00
CCEA	CITY CLERK SPECIALIST (452)	2	31.5598	5,470.36	65,644.28
CCEA	CITY CLERK SPECIALIST (452)	3	33.1722	5,749.86	68,998.28
CCEA	CITY CLERK SPECIALIST (452)	4	34.8681	6,043.81	72,525.70
CCEA	CITY CLERK SPECIALIST (452)	5	36.6497	6,352.62	76,231.48
CCEA	CLAIMS/SAFETY TECHNICIAN (402)	1	30.0250	5,204.33	62,452.00

**Note:** For FIRE job titles, the printed hourly rates are for 40-hour employees. To determine the hourly rates for 56-hour employees, divide the annual rate by 2912. (Titles with two codes in parentheses indicate they are 40-hour & 56-hour positions. The first code is for 40-hr, the second one for 56-hr.)

Group	Title	Step	Hourly Rate	Monthly Rate	Annual Rate
CCEA	CLAIMS/SAFETY TECHNICIAN (402)	2	31.5598	5,470.36	65,644.28
CCEA	CLAIMS/SAFETY TECHNICIAN (402)	3	33.1722	5,749.86	68,998.28
CCEA	CLAIMS/SAFETY TECHNICIAN (402)	4	34.8681	6,043.81	72,525.70
CCEA	CLAIMS/SAFETY TECHNICIAN (402)	5	36.6497	6,352.62	76,231.48
CCEA	CLERK (200)	1	17.3644	3,009.83	36,117.90
CCEA	CLERK (200)	2	18.2519	3,163.66	37,963.90
CCEA	CLERK (200)	3	19.1854	3,325.47	39,905.58
CCEA	CLERK (200)	4	20.1672	3,495.66	41,947.88
CCEA	CLERK (200)	5	21.1971	3,674.17	44,090.02
CCEA	CLERK TYPIST (202)	1	18.5341	3,212.58	38,550.98
CCEA	CLERK TYPIST (202)	2	19.4826	3,376.99	40,523.86
CCEA	CLERK TYPIST (202)	3	20.4780	3,549.52	42,594.24
CCEA	CLERK TYPIST (202)	4	21.5258	3,731.13	44,773.56
CCEA	CLERK TYPIST (202)	5	22.6265	3,921.93	47,063.12
CCEA	CLERK TYPIST-REG PT (202R)	1	18.5341	3,212.58	38,550.98
CCEA	CLERK TYPIST-REG PT (202R)	2	19.4826	3,376.99	40,523.86
CCEA	CLERK TYPIST-REG PT (202R)	3	20.4780	3,549.52	42,594.24
CCEA	CLERK-REG PT (200R)	1	17.3644	3,009.83	36,117.90
CCEA	CLERK-REG PT (200R)	2	18.2519	3,163.66	37,963.90
CCEA	CLERK-REG PT (200R)	3	19.1854	3,325.47	39,905.58
CCEA	COACH CLEANER (231)	1	20.1738	3,496.78	41,961.40
CCEA	COACH CLEANER (231)	2	21.2058	3,675.66	44,107.96
CCEA	COACH CLEANER (231)	3	22.2905	3,863.69	46,364.24
CCEA	COACH CLEANER (231)	4	23.4297	4,061.16	48,733.88
CCEA	COACH CLEANER (231)	5	24.6274	4,268.75	51,224.94
CCEA	CODE ENFORCEMENT ANALYST (429)	1	36.2876	6,289.86	75,478.26
CCEA	CODE ENFORCEMENT ANALYST (429)	2	38.1412	6,611.15	79,333.80
CCEA	CODE ENFORCEMENT ANALYST (429)	3	40.0908	6,949.06	83,388.76
CCEA	CODE ENFORCEMENT ANALYST (429)	4	42.1388	7,304.05	87,648.60
CCEA	CODE ENFORCEMENT ANALYST (429)	5	44.2930	7,677.45	92,129.44
CCEA	CODE ENFORCEMENT OFFICER (228)	1	29.4293	5,101.07	61,212.84
CCEA	CODE ENFORCEMENT OFFICER (228)	2	30.9332	5,361.76	64,341.16
CCEA	CODE ENFORCEMENT OFFICER (228)	3	32.5138	5,635.72	67,628.60
CCEA	CODE ENFORCEMENT OFFICER (228)	4	34.1750	5,923.67	71,084.00
CCEA	CODE ENFORCEMENT OFFICER (228)	5	35.9209	6,226.29	74,715.42
CCEA	COMM SVCS OFFICER-REG PT (201R)	1	17.2838	2,995.85	35,950.20
CCEA	COMM SVCS OFFICER-REG PT (201R)	2	18.1672	3,148.99	37,787.88
CCEA	COMM SVCS OFFICER-REG PT (201R)	3	19.0963	3,310.02	39,720.20
CCEA	COMMUNICATION SUPERVISOR (453)	1	41.9629	7,273.57	87,282.78
CCEA	COMMUNICATION SUPERVISOR (453)	2	44.1083	7,645.43	91,745.16

**Note:** For FIRE job titles, the printed hourly rates are for 40-hour employees. To determine the hourly rates for 56-hour employees, divide the annual rate by 2912. (Titles with two codes in parentheses indicate they are 40-hour & 56-hour positions. The first code is for 40-hr, the second one for 56-hr.)

Group	Title	Step	Hourly Rate	Monthly Rate	Annual Rate
CCEA	COMMUNICATION SUPERVISOR (453)	3	46.3619	8,036.06	96,432.70
CCEA	COMMUNICATION SUPERVISOR (453)	4	48.7299	8,446.51	101,358.14
CCEA	COMMUNICATION SUPERVISOR (453)	5	51.2209	8,878.29	106,539.42
CCEA	COMMUNICATIONS TECHNICIAN (333)	1	36.4895	6,324.85	75,898.16
CCEA	COMMUNICATIONS TECHNICIAN (333)	2	38.3550	6,648.20	79,778.40
CCEA	COMMUNICATIONS TECHNICIAN (333)	3	40.3147	6,987.89	83,854.68
CCEA	COMMUNICATIONS TECHNICIAN (333)	4	42.3738	7,344.78	88,137.40
CCEA	COMMUNICATIONS TECHNICIAN (333)	5	44.5398	7,720.22	92,642.68
CCEA	COMPUTER PROGRAMMER (422)	1	33.3378	5,778.54	69,342.52
CCEA	COMPUTER PROGRAMMER (422)	2	35.0418	6,073.90	72,886.84
CCEA	COMPUTER PROGRAMMER (422)	3	36.8326	6,384.32	76,611.86
CCEA	COMPUTER PROGRAMMER (422)	4	38.7148	6,710.56	80,526.68
CCEA	COMPUTER PROGRAMMER (422)	5	40.6930	7,053.45	84,641.44
CCEA	CUSTODIAN (203)	1	18.8141	3,261.12	39,133.38
CCEA	CUSTODIAN (203)	2	19.7752	3,427.71	41,132.52
CCEA	CUSTODIAN (203)	3	20.7866	3,603.02	43,236.18
CCEA	CUSTODIAN (203)	4	21.8503	3,787.38	45,448.52
CCEA	CUSTODIAN (203)	5	22.9670	3,980.95	47,771.36
CCEA	CUSTODIAN-REG PT (203R)	1	18.8141	3,261.12	39,133.38
CCEA	CUSTODIAN-REG PT (203R)	2	19.7752	3,427.71	41,132.52
CCEA	CUSTODIAN-REG PT (203R)	3	20.7866	3,603.02	43,236.18
CCEA	ELEC FLEET SVCS TECH (338)	1	31.4221	5,446.50	65,358.02
CCEA	ELEC FLEET SVCS TECH (338)	2	33.0274	5,724.75	68,696.94
CCEA	ELEC FLEET SVCS TECH (338)	3	34.7157	6,017.40	72,208.76
CCEA	ELEC FLEET SVCS TECH (338)	4	36.4895	6,324.85	75,898.16
CCEA	ELEC FLEET SVCS TECH (338)	5	38.3550	6,648.20	79,778.40
CCEA	ELECTRICAL MAINT CREWLEADER (337)	1	39.0618	6,770.70	81,248.44
CCEA	ELECTRICAL MAINT CREWLEADER (337)	2	41.0586	7,116.83	85,401.94
CCEA	ELECTRICAL MAINT CREWLEADER (337)	3	43.1562	7,480.42	89,765.00
CCEA	ELECTRICAL MAINT CREWLEADER (337)	4	45.3616	7,862.68	94,352.18
CCEA	ELECTRICAL MAINT CREWLEADER (337)	5	47.6798	8,264.49	99,173.88
CCEA	ENGINEERING DRAWING & DOC TECH (432)	1	37.3881	6,480.61	77,767.30
CCEA	ENGINEERING DRAWING & DOC TECH (432)	2	39.2987	6,811.78	81,741.40
CCEA	ENGINEERING DRAWING & DOC TECH (432)	3	41.3067	7,159.84	85,918.04
CCEA	ENGINEERING DRAWING & DOC TECH (432)	4	43.4173	7,525.66	90,307.88
CCEA	ENGINEERING DRAWING & DOC TECH (432)	5	45.6356	7,910.18	94,922.10
CCEA	ENGINEERING TECHNICIAN (406)	1	29.1415	5,051.19	60,614.32
CCEA	ENGINEERING TECHNICIAN (406)	2	30.6307	5,309.33	63,711.96
CCEA	ENGINEERING TECHNICIAN (406)	3	32.1962	5,580.68	66,968.20
CCEA	ENGINEERING TECHNICIAN (406)	4	33.8408	5,865.73	70,388.76
CCEA	ENGINEERING TECHNICIAN (406)	5	35.5700	6,165.47	73,985.60

**Note:** For FIRE job titles, the printed hourly rates are for 40-hour employees. To determine the hourly rates for 56-hour employees, divide the annual rate by 2912. (Titles with two codes in parentheses indicate they are 40-hour & 56-hour positions. The first code is for 40-hr, the second one for 56-hr.)

Group	Title	Step	Hourly Rate	Monthly Rate	Annual Rate
CCEA	ENVIRONMENTAL COMPLIANCE INSP (451)	1	31.7174	5,497.68	65,972.14
CCEA	ENVIRONMENTAL COMPLIANCE INSP (451)	2	33.3378	5,778.54	69,342.52
CCEA	ENVIRONMENTAL COMPLIANCE INSP (451)	3	35.0418	6,073.90	72,886.84
CCEA	ENVIRONMENTAL COMPLIANCE INSP (451)	4	36.8326	6,384.32	76,611.86
CCEA	ENVIRONMENTAL COMPLIANCE INSP (451)	5	38.7148	6,710.56	80,526.68
CCEA	FACILITIES LEADWORKER (332)	1	33.1722	5,749.86	68,998.28
CCEA	FACILITIES LEADWORKER (332)	2	34.8681	6,043.81	72,525.70
CCEA	FACILITIES LEADWORKER (332)	3	36.6497	6,352.62	76,231.48
CCEA	FACILITIES LEADWORKER (332)	4	38.5217	6,677.10	80,125.24
CCEA	FACILITIES LEADWORKER (332)	5	40.4907	7,018.40	84,220.76
CCEA	FACILITIES MAINT CREW LEADER (322)	1	30.0250	5,204.33	62,452.00
CCEA	FACILITIES MAINT CREW LEADER (322)	2	31.5598	5,470.36	65,644.28
CCEA	FACILITIES MAINT CREW LEADER (322)	3	33.1722	5,749.86	68,998.28
CCEA	FACILITIES MAINT CREW LEADER (322)	4	34.8681	6,043.81	72,525.70
CCEA	FACILITIES MAINT CREW LEADER (322)	5	36.6497	6,352.62	76,231.48
CCEA	FACILITIES MAINTENANCE WORKER (303)	1	24.2618	4,205.37	50,464.44
CCEA	FACILITIES MAINTENANCE WORKER (303)	2	25.5027	4,420.48	53,045.72
CCEA	FACILITIES MAINTENANCE WORKER (303)	3	26.8079	4,646.70	55,760.38
CCEA	FACILITIES MAINTENANCE WORKER (303)	4	28.1451	4,878.49	58,541.86
CCEA	FACILITIES MAINTENANCE WORKER (303)	5	29.5804	5,127.27	61,527.18
CCEA	FIRE PREVENTION SPECIALIST (437)	1	40.3307	6,990.66	83,887.96
CCEA	FIRE PREVENTION SPECIALIST (437)	2	42.3923	7,347.99	88,175.88
CCEA	FIRE PREVENTION SPECIALIST (437)	3	44.5580	7,723.39	92,680.64
CCEA	FIRE PREVENTION SPECIALIST (437)	4	46.8357	8,118.20	97,418.36
CCEA	FIRE PREVENTION SPECIALIST (437)	5	49.2285	8,532.94	102,395.28
CCEA	FIRE PREVENTION SPECIALIST-REG PT (437R)	1	40.3307	6,990.66	83,887.96
CCEA	FIRE PREVENTION SPECIALIST-REG PT (437R)	2	42.3923	7,347.99	88,175.88
CCEA	FIRE PREVENTION SPECIALIST-REG PT (437R)	3	44.5580	7,723.39	92,680.64
CCEA	FLEET SERVICES ASSISTANT (210)	1	21.7419	3,768.59	45,223.10
CCEA	FLEET SERVICES ASSISTANT (210)	2	22.8539	3,961.34	47,536.06
CCEA	FLEET SERVICES ASSISTANT (210)	3	24.0218	4,163.77	49,965.24
CCEA	FLEET SERVICES ASSISTANT (210)	4	25.2503	4,376.71	52,520.52
CCEA	FLEET SERVICES ASSISTANT (210)	5	26.5428	4,600.74	55,208.92
CCEA	FLEET SERVICES ASSISTANT-REG PT (210R)	1	21.7419	3,768.59	45,223.10
CCEA	FLEET SERVICES ASSISTANT-REG PT (210R)	2	22.8539	3,961.34	47,536.06
CCEA	FLEET SERVICES ASSISTANT-REG PT (210R)	3	24.0218	4,163.77	49,965.24
CCEA	FLEET SERVICES SUPERVISOR (427)	1	35.7427	6,195.41	74,344.92
CCEA	FLEET SERVICES SUPERVISOR (427)	2	37.5693	6,512.00	78,144.04
CCEA	FLEET SERVICES SUPERVISOR (427)	3	39.4890	6,844.76	82,137.12

**Note:** For FIRE job titles, the printed hourly rates are for 40-hour employees. To determine the hourly rates for 56-hour employees, divide the annual rate by 2912. (Titles with two codes in parentheses indicate they are 40-hour & 56-hour positions. The first code is for 40-hr, the second one for 56-hr.)

Group	Title	Step	Hourly Rate	Monthly Rate	Annual Rate
CCEA	FLEET SERVICES SUPERVISOR (427)	4	41.5070	7,194.55	86,334.56
CCEA	FLEET SERVICES SUPERVISOR (427)	5	43.6284	7,562.25	90,747.02
CCEA	FLEET SERVICES TECHNICIAN (309)	1	25.1234	4,354.72	52,256.62
CCEA	FLEET SERVICES TECHNICIAN (309)	2	26.4102	4,577.78	54,933.32
CCEA	FLEET SERVICES TECHNICIAN (309)	3	27.7359	4,807.55	57,690.62
CCEA	FLEET SERVICES TECHNICIAN (309)	4	29.1415	5,051.19	60,614.32
CCEA	FLEET SERVICES TECHNICIAN (309)	5	30.6307	5,309.33	63,711.96
CCEA	FORENSIC SPECIALIST (335)	1	35.3938	6,134.92	73,619.00
CCEA	FORENSIC SPECIALIST (335)	2	37.2018	6,448.30	77,379.64
CCEA	FORENSIC SPECIALIST (335)	3	39.1033	6,777.90	81,334.76
CCEA	FORENSIC SPECIALIST (335)	4	41.1011	7,124.20	85,490.34
CCEA	FORENSIC SPECIALIST (335)	5	43.2015	7,488.26	89,859.12
CCEA	GIS ANALYST (438)	1	41.3067	7,159.84	85,918.04
CCEA	GIS ANALYST (438)	2	43.4173	7,525.66	90,307.88
CCEA	GIS ANALYST (438)	3	45.6356	7,910.18	94,922.10
CCEA	GIS ANALYST (438)	4	47.9682	8,314.50	99,773.96
CCEA	GIS ANALYST (438)	5	50.4193	8,739.34	104,872.04
CCEA	GIS TECHNICIAN (424)	1	34.3516	5,954.28	71,451.38
CCEA	GIS TECHNICIAN (424)	2	36.1069	6,258.53	75,102.30
CCEA	GIS TECHNICIAN (424)	3	37.9514	6,578.24	78,938.86
CCEA	GIS TECHNICIAN (424)	4	39.8907	6,914.40	82,972.76
CCEA	GIS TECHNICIAN (424)	5	41.9295	7,267.78	87,213.36
CCEA	GRAPHIC SERVICES ASSISTANT (209)	1	21.6322	3,749.59	44,995.08
CCEA	GRAPHIC SERVICES ASSISTANT (209)	2	22.7395	3,941.51	47,298.16
CCEA	GRAPHIC SERVICES ASSISTANT (209)	3	23.9019	4,142.99	49,715.90
CCEA	GRAPHIC SERVICES ASSISTANT (209)	4	25.1234	4,354.72	52,256.62
CCEA	GRAPHIC SERVICES ASSISTANT (209)	5	26.4102	4,577.78	54,933.32
CCEA	GRAPHIC SERVICES SUPERVISOR (413)	1	30.7836	5,335.83	64,029.94
CCEA	GRAPHIC SERVICES SUPERVISOR (413)	2	32.3563	5,608.42	67,301.00
CCEA	GRAPHIC SERVICES SUPERVISOR (413)	3	34.0098	5,895.02	70,740.28
CCEA	GRAPHIC SERVICES SUPERVISOR (413)	4	35.7480	6,196.32	74,355.84
CCEA	GRAPHIC SERVICES SUPERVISOR (413)	5	37.5742	6,512.87	78,154.44
CCEA	HEAVY EQUIPMENT OPERATOR (313)	1	26.5428	4,600.74	55,208.92
CCEA	HEAVY EQUIPMENT OPERATOR (313)	2	27.8718	4,831.10	57,973.24
CCEA	HEAVY EQUIPMENT OPERATOR (313)	3	29.2866	5,076.35	60,916.18
CCEA	HEAVY EQUIPMENT OPERATOR (313)	4	30.7836	5,335.83	64,029.94
CCEA	HEAVY EQUIPMENT OPERATOR (313)	5	32.3563	5,608.42	67,301.00
CCEA	HEAVY EQUIPMENT OPERATOR-REG PT (313R)	1	26.5428	4,600.74	55,208.92
CCEA	HEAVY EQUIPMENT OPERATOR-REG PT (313R)	2	27.8718	4,831.10	57,973.24

**Note:** For FIRE job titles, the printed hourly rates are for 40-hour employees. To determine the hourly rates for 56-hour employees, divide the annual rate by 2912. (Titles with two codes in parentheses indicate they are 40-hour & 56-hour positions. The first code is for 40-hr, the second one for 56-hr.)

Group	Title	Step	Hourly Rate	Monthly Rate	Annual Rate
CCEA	HEAVY EQUIPMENT OPERATOR-REG PT (313R)	3	29.2866	5,076.35	60,916.18
CCEA	HEAVY TRUCK DRIVER (312)	1	25.5027	4,420.48	53,045.72
CCEA	HEAVY TRUCK DRIVER (312)	2	26.8079	4,646.70	55,760.38
CCEA	HEAVY TRUCK DRIVER (312)	3	28.1451	4,878.49	58,541.86
CCEA	HEAVY TRUCK DRIVER (312)	4	29.5804	5,127.27	61,527.18
CCEA	HEAVY TRUCK DRIVER (312)	5	31.0922	5,389.32	64,671.88
CCEA	HEAVY TRUCK DRIVER-REG PT (312R)	1	25.5027	4,420.48	53,045.72
CCEA	HEAVY TRUCK DRIVER-REG PT (312R)	2	26.8079	4,646.70	55,760.38
CCEA	HEAVY TRUCK DRIVER-REG PT (312R)	3	28.1451	4,878.49	58,541.86
CCEA	HOUSING ASSISTANT (409)	1	29.2866	5,076.35	60,916.18
CCEA	HOUSING ASSISTANT (409)	2	30.7836	5,335.83	64,029.94
CCEA	HOUSING ASSISTANT (409)	3	32.3563	5,608.42	67,301.00
CCEA	HOUSING ASSISTANT (409)	4	34.0098	5,895.02	70,740.28
CCEA	HOUSING ASSISTANT (409)	5	35.7480	6,196.32	74,355.84
CCEA	HOUSING SPECIALIST (426)	1	34.8681	6,043.81	72,525.70
CCEA	HOUSING SPECIALIST (426)	2	36.6497	6,352.62	76,231.48
CCEA	HOUSING SPECIALIST (426)	3	38.5217	6,677.10	80,125.24
CCEA	HOUSING SPECIALIST (426)	4	40.4907	7,018.40	84,220.76
CCEA	HOUSING SPECIALIST (426)	5	42.5602	7,377.11	88,525.32
CCEA	HUMAN RESOURCES ASSOCIATE (410)	1	33.0274	5,724.75	68,696.94
CCEA	HUMAN RESOURCES ASSOCIATE (410)	2	34.7157	6,017.40	72,208.76
CCEA	HUMAN RESOURCES ASSOCIATE (410)	3	36.4895	6,324.85	75,898.16
CCEA	HUMAN RESOURCES ASSOCIATE (410)	4	38.3550	6,648.20	79,778.40
CCEA	HUMAN RESOURCES ASSOCIATE (410)	5	40.3147	6,987.89	83,854.68
CCEA	HUMAN RESOURCES TECHNICIAN (411)	1	30.0250	5,204.33	62,452.00
CCEA	HUMAN RESOURCES TECHNICIAN (411)	2	31.5598	5,470.36	65,644.28
CCEA	HUMAN RESOURCES TECHNICIAN (411)	3	33.1722	5,749.86	68,998.28
CCEA	HUMAN RESOURCES TECHNICIAN (411)	4	34.8681	6,043.81	72,525.70
CCEA	HUMAN RESOURCES TECHNICIAN (411)	5	36.6497	6,352.62	76,231.48
CCEA	HVAC MAINTENANCE WORKER (326)	1	31.0922	5,389.32	64,671.88
CCEA	HVAC MAINTENANCE WORKER (326)	2	32.6808	5,664.66	67,975.96
CCEA	HVAC MAINTENANCE WORKER (326)	3	34.3516	5,954.28	71,451.38
CCEA	HVAC MAINTENANCE WORKER (326)	4	36.1069	6,258.53	75,102.30
CCEA	HVAC MAINTENANCE WORKER (326)	5	37.9514	6,578.24	78,938.86
CCEA	HVAC TECHNICIAN (339)	1	32.6468	5,658.77	67,905.24
CCEA	HVAC TECHNICIAN (339)	2	34.3084	5,946.79	71,361.42
CCEA	HVAC TECHNICIAN (339)	3	36.0691	6,251.98	75,023.78
CCEA	HVAC TECHNICIAN (339)	4	37.9122	6,571.46	78,857.48
CCEA	HVAC TECHNICIAN (339)	5	39.8490	6,907.16	82,885.92
CCEA	INFORMATION SYSTEMS ANALYST (435)	1	39.2987	6,811.78	81,741.40



### EXHIBIT A

**Note:** For FIRE job titles, the printed hourly rates are for 40-hour employees. To determine the hourly rates for 56-hour employees, divide the annual rate by 2912. (Titles with two codes in parentheses indicate they are 40-hour & 56-hour positions. The first code is for 40-hr, the second one for 56-hr.)

Group	Title	Step	Hourly Rate	Monthly Rate	Annual Rate
CCEA	INFORMATION SYSTEMS ANALYST (435)	2	41.3067	7,159.84	85,918.04
CCEA	INFORMATION SYSTEMS ANALYST (435)	3	43.4173	7,525.66	90,307.88
CCEA	INFORMATION SYSTEMS ANALYST (435)	4	45.6356	7,910.18	94,922.10
CCEA	INFORMATION SYSTEMS ANALYST (435)	5	47.9682	8,314.50	99,773.96
CCEA	INFORMATION TECHNOLOGY ANALYST (418)	1	31.8763	5,525.22	66,302.60
CCEA	INFORMATION TECHNOLOGY ANALYST (418)	2	33.5049	5,807.51	69,690.14
CCEA	INFORMATION TECHNOLOGY ANALYST (418)	3	35.2166	6,104.22	73,250.58
CCEA	INFORMATION TECHNOLOGY ANALYST (418)	4	37.0165	6,416.19	76,994.32
CCEA	INFORMATION TECHNOLOGY ANALYST (418)	5	38.9078	6,744.01	80,928.12
CCEA	IRRIGATION MAINTENANCE TECHNIC (304)	1	24.2618	4,205.37	50,464.44
CCEA	IRRIGATION MAINTENANCE TECHNIC (304)	2	25.5027	4,420.48	53,045.72
CCEA	IRRIGATION MAINTENANCE TECHNIC (304)	3	26.8079	4,646.70	55,760.38
CCEA	IRRIGATION MAINTENANCE TECHNIC (304)	4	28.1451	4,878.49	58,541.86
CCEA	IRRIGATION MAINTENANCE TECHNIC (304)	5	29.5804	5,127.27	61,527.18
CCEA	JAILER (218)	1	24.2618	4,205.37	50,464.44
CCEA	JAILER (218)	2	25.5027	4,420.48	53,045.72
CCEA	JAILER (218)	3	26.8079	4,646.70	55,760.38
CCEA	JAILER (218)	4	28.1451	4,878.49	58,541.86
CCEA	JAILER (218)	5	29.5804	5,127.27	61,527.18
CCEA	JAILER - Y-RATE (297)	1	30.8037	5,339.32	64,071.80
CCEA	LABORER (204)	1	20.1738	3,496.78	41,961.40
CCEA	LABORER (204)	2	21.2058	3,675.66	44,107.96
CCEA	LABORER (204)	3	22.2905	3,863.69	46,364.24
CCEA	LABORER (204)	4	23.4297	4,061.16	48,733.88
CCEA	LABORER (204)	5	24.6274	4,268.75	51,224.94
CCEA	LABORER-REG PT (204R)	1	20.1738	3,496.78	41,961.40
CCEA	LABORER-REG PT (204R)	2	21.2058	3,675.66	44,107.96
CCEA	LABORER-REG PT (204R)	3	22.2905	3,863.69	46,364.24
CCEA	LEGAL SECRETARY (412)	1	30.6307	5,309.33	63,711.96
CCEA	LEGAL SECRETARY (412)	2	32.1962	5,580.68	66,968.20
CCEA	LEGAL SECRETARY (412)	3	33.8408	5,865.73	70,388.76
CCEA	LEGAL SECRETARY (412)	4	35.5700	6,165.47	73,985.60
CCEA	LEGAL SECRETARY (412)	5	37.3881	6,480.61	77,767.30
CCEA	MAINTENANCE CARPENTER (319)	1	28.1451	4,878.49	58,541.86
CCEA	MAINTENANCE CARPENTER (319)	2	29.5804	5,127.27	61,527.18
CCEA	MAINTENANCE CARPENTER (319)	3	31.0922	5,389.32	64,671.88
CCEA	MAINTENANCE CARPENTER (319)	4	32.6808	5,664.66	67,975.96
CCEA	MAINTENANCE CARPENTER (319)	5	34.3516	5,954.28	71,451.38
CCEA	MAINTENANCE ELECTRICIAN (328)	1	31.5598	5,470.36	65,644.28
CCEA	MAINTENANCE ELECTRICIAN (328)	2	33.1722	5,749.86	68,998.28

**Note:** For FIRE job titles, the printed hourly rates are for 40-hour employees. To determine the hourly rates for 56-hour employees, divide the annual rate by 2912. (Titles with two codes in parentheses indicate they are 40-hour & 56-hour positions. The first code is for 40-hr, the second one for 56-hr.)

Group	Title	Step	Hourly Rate	Monthly Rate	Annual Rate
CCEA	MAINTENANCE ELECTRICIAN (328)	3	34.8681	6,043.81	72,525.70
CCEA	MAINTENANCE ELECTRICIAN (328)	4	36.6497	6,352.62	76,231.48
CCEA	MAINTENANCE ELECTRICIAN (328)	5	38.5217	6,677.10	80,125.24
CCEA	MAINTENANCE PAINTER (317)	1	28.0080	4,854.72	58,256.64
CCEA	MAINTENANCE PAINTER (317)	2	29.4330	5,101.72	61,220.64
CCEA	MAINTENANCE PAINTER (317)	3	30.9380	5,362.59	64,351.04
CCEA	MAINTENANCE PAINTER (317)	4	32.5185	5,636.54	67,638.48
CCEA	MAINTENANCE PAINTER (317)	5	34.1801	5,924.56	71,094.66
CCEA	MAINTENANCE PLUMBER (329)	1	31.5598	5,470.36	65,644.28
CCEA	MAINTENANCE PLUMBER (329)	2	33.1722	5,749.86	68,998.28
CCEA	MAINTENANCE PLUMBER (329)	3	34.8681	6,043.81	72,525.70
CCEA	MAINTENANCE PLUMBER (329)	4	36.6497	6,352.62	76,231.48
CCEA	MAINTENANCE PLUMBER (329)	5	38.5217	6,677.10	80,125.24
CCEA	MAINTENANCE WORKER I (206)	1	21.0996	3,657.27	43,887.22
CCEA	MAINTENANCE WORKER I (206)	2	22.1796	3,844.47	46,133.62
CCEA	MAINTENANCE WORKER I (206)	3	23.3121	4,040.77	48,489.22
CCEA	MAINTENANCE WORKER I (206)	4	24.5041	4,247.38	50,968.58
CCEA	MAINTENANCE WORKER I (206)	5	25.7588	4,464.85	53,578.20
CCEA	MAINTENANCE WORKER I-REG PT (206R)	1	21.0996	3,657.27	43,887.22
CCEA	MAINTENANCE WORKER I-REG PT (206R)	2	22.1796	3,844.47	46,133.62
CCEA	MAINTENANCE WORKER I-REG PT (206R)	3	23.3121	4,040.77	48,489.22
CCEA	MAINTENANCE WORKER II (213)	1	22.4025	3,883.10	46,597.20
CCEA	MAINTENANCE WORKER II (213)	2	23.5463	4,081.35	48,976.20
CCEA	MAINTENANCE WORKER II (213)	3	24.7510	4,290.17	51,482.08
CCEA	MAINTENANCE WORKER II (213)	4	26.0181	4,509.81	54,117.70
CCEA	MAINTENANCE WORKER II (213)	5	27.3324	4,737.61	56,851.34
CCEA	MAINTENANCE WORKER II-REG PT (213R)	1	22.4025	3,883.10	46,597.20
CCEA	MAINTENANCE WORKER II-REG PT (213R)	2	23.5463	4,081.35	48,976.20
CCEA	MAINTENANCE WORKER II-REG PT (213R)	3	24.7510	4,290.17	51,482.08
CCEA	NETWORK ADMINISTRATOR (440)	1	43.2015	7,488.26	89,859.12
CCEA	NETWORK ADMINISTRATOR (440)	2	45.4093	7,870.94	94,451.24
CCEA	NETWORK ADMINISTRATOR (440)	3	47.7291	8,273.05	99,276.58
CCEA	NETWORK ADMINISTRATOR (440)	4	50.1681	8,695.81	104,349.70
CCEA	NETWORK ADMINISTRATOR (440)	5	52.7325	9,140.30	109,683.60
CCEA	OFFICE AUTOMATION SPECIALIST (229)	1	29.1415	5,051.19	60,614.32
CCEA	OFFICE AUTOMATION SPECIALIST (229)	2	30.6307	5,309.33	63,711.96
CCEA	OFFICE AUTOMATION SPECIALIST (229)	3	32.1962	5,580.68	66,968.20
CCEA	OFFICE AUTOMATION SPECIALIST (229)	4	33.8408	5,865.73	70,388.76
CCEA	OFFICE AUTOMATION SPECIALIST (229)	5	35.5700	6,165.47	73,985.60
CCEA	PARK MAINTENANCE CREWLEADER (315)	1	27.3324	4,737.61	56,851.34

**Note:** For FIRE job titles, the printed hourly rates are for 40-hour employees. To determine the hourly rates for 56-hour employees, divide the annual rate by 2912. (Titles with two codes in parentheses indicate they are 40-hour & 56-hour positions. The first code is for 40-hr, the second one for 56-hr.)

Group	Title	Step	Hourly Rate	Monthly Rate	Annual Rate
CCEA	PARK MAINTENANCE CREWLEADER (315)	2	28.7084	4,976.12	59,713.42
CCEA	PARK MAINTENANCE CREWLEADER (315)	3	30.1757	5,230.46	62,765.56
CCEA	PARK MAINTENANCE CREWLEADER (315)	4	31.7174	5,497.68	65,972.14
CCEA	PARK MAINTENANCE CREWLEADER (315)	5	33.3378	5,778.54	69,342.52
CCEA	PARK PATROL OFFICER (220)	1	24.9990	4,333.16	51,997.92
CCEA	PARK PATROL OFFICER (220)	2	26.2788	4,554.98	54,659.80
CCEA	PARK PATROL OFFICER (220)	3	27.5998	4,783.96	57,407.48
CCEA	PARK PATROL OFFICER (220)	4	28.9965	5,026.06	60,312.72
CCEA	PARK PATROL OFFICER (220)	5	30.4788	5,282.98	63,395.80
CCEA	PARKING ENFORCEMENT OFFICER (214)	1	22.9670	3,980.95	47,771.36
CCEA	PARKING ENFORCEMENT OFFICER (214)	2	24.1419	4,184.59	50,215.10
CCEA	PARKING ENFORCEMENT OFFICER (214)	3	25.3759	4,398.49	52,781.82
CCEA	PARKING ENFORCEMENT OFFICER (214)	4	26.6754	4,623.73	55,484.78
CCEA	PARKING ENFORCEMENT OFFICER (214)	5	28.0080	4,854.72	58,256.64
CCEA	PARKING METER TECHNICIAN (310)	1	26.3796	4,572.47	54,869.62
CCEA	PARKING METER TECHNICIAN (310)	2	27.7308	4,806.66	57,679.96
CCEA	PARKING METER TECHNICIAN (310)	3	29.1227	5,047.94	60,575.32
CCEA	PARKING METER TECHNICIAN (310)	4	30.5985	5,303.74	63,644.88
CCEA	PARKING METER TECHNICIAN (310)	5	32.1621	5,574.77	66,897.22
CCEA	PARKING SUPERVISOR (446)	1	31.5598	5,470.36	65,644.28
CCEA	PARKING SUPERVISOR (446)	2	33.1722	5,749.86	68,998.28
CCEA	PARKING SUPERVISOR (446)	3	34.8681	6,043.81	72,525.70
CCEA	PARKING SUPERVISOR (446)	4	36.6497	6,352.62	76,231.48
CCEA	PARKING SUPERVISOR (446)	5	38.5217	6,677.10	80,125.24
CCEA	PAYROLL TECHNICIAN (423)	1	33.0274	5,724.75	68,696.94
CCEA	PAYROLL TECHNICIAN (423)	2	34.7157	6,017.40	72,208.76
CCEA	PAYROLL TECHNICIAN (423)	3	36.4895	6,324.85	75,898.16
CCEA	PAYROLL TECHNICIAN (423)	4	38.3550	6,648.20	79,778.40
CCEA	PAYROLL TECHNICIAN (423)	5	40.3147	6,987.89	83,854.68
CCEA	PERMIT TECHNICIAN (215)	1	23.5463	4,081.35	48,976.20
CCEA	PERMIT TECHNICIAN (215)	2	24.7510	4,290.17	51,482.08
CCEA	PERMIT TECHNICIAN (215)	3	26.0181	4,509.81	54,117.70
CCEA	PERMIT TECHNICIAN (215)	4	27.3324	4,737.61	56,851.34
CCEA	PERMIT TECHNICIAN (215)	5	28.7084	4,976.12	59,713.42
CCEA	PERMIT TECHNICIAN II (230)	1	27.0782	4,693.56	56,322.76
CCEA	PERMIT TECHNICIAN II (230)	2	28.4636	4,933.70	59,204.34
CCEA	PERMIT TECHNICIAN II (230)	3	29.9209	5,186.29	62,235.42
CCEA	PERMIT TECHNICIAN II (230)	4	31.4322	5,448.26	65,379.08
CCEA	PERMIT TECHNICIAN II (230)	5	33.0146	5,722.54	68,670.42
CCEA	PERMIT TECHNICIAN-REG PT (215R)	1	23.5463	4,081.35	48,976.20
CCEA	PERMIT TECHNICIAN-REG PT (215R)	2	24.7510	4,290.17	51,482.08

### EXHIBIT A

**Note:** For FIRE job titles, the printed hourly rates are for 40-hour employees. To determine the hourly rates for 56-hour employees, divide the annual rate by 2912. (Titles with two codes in parentheses indicate they are 40-hour & 56-hour positions. The first code is for 40-hr, the second one for 56-hr.)

Group	Title	Step	Hourly Rate	Monthly Rate	Annual Rate
CCEA	PERMIT TECHNICIAN-REG PT (215R)	3	26.0181	4,509.81	54,117.70
CCEA	PLAN CHECK ENGINEER (436)	1	40.4656	7,014.04	84,168.50
CCEA	PLAN CHECK ENGINEER (436)	2	42.5329	7,372.37	88,468.38
CCEA	PLAN CHECK ENGINEER (436)	3	44.7065	7,749.13	92,989.52
CCEA	PLAN CHECK ENGINEER (436)	4	46.9910	8,145.11	97,741.28
CCEA	PLAN CHECK ENGINEER (436)	5	49.3931	8,561.48	102,737.70
CCEA	PLANNING TECHNICIAN (400)	1	24.9990	4,333.16	51,997.92
CCEA	PLANNING TECHNICIAN (400)	2	26.2788	4,554.98	54,659.80
CCEA	PLANNING TECHNICIAN (400)	3	27.5998	4,783.96	57,407.48
CCEA	PLANNING TECHNICIAN (400)	4	28.9965	5,026.06	60,312.72
CCEA	PLANNING TECHNICIAN (400)	5	30.4788	5,282.98	63,395.80
CCEA	PLANNING TECHNICIAN II (449)	1	31.5598	5,470.36	65,644.28
CCEA	PLANNING TECHNICIAN II (449)	2	33.1722	5,749.86	68,998.28
CCEA	PLANNING TECHNICIAN II (449)	3	34.8681	6,043.81	72,525.70
CCEA	PLANNING TECHNICIAN II (449)	4	36.6497	6,352.62	76,231.48
CCEA	PLANNING TECHNICIAN II (449)	5	38.5217	6,677.10	80,125.24
CCEA	POLICE RCRDS/PROPERTY SPRVSR (447)	1	31.5598	5,470.36	65,644.28
CCEA	POLICE RCRDS/PROPERTY SPRVSR (447)	2	33.1722	5,749.86	68,998.28
CCEA	POLICE RCRDS/PROPERTY SPRVSR (447)	3	34.8681	6,043.81	72,525.70
CCEA	POLICE RCRDS/PROPERTY SPRVSR (447)	4	36.6497	6,352.62	76,231.48
CCEA	POLICE RCRDS/PROPERTY SPRVSR (447)	5	38.5217	6,677.10	80,125.24
CCEA	POLICE RECORDS TECH-Y-RATE (296)	1	30.8037	5,339.32	64,071.80
CCEA	POLICE RECORDS TECHNICIAN (208)	1	21.5258	3,731.13	44,773.56
CCEA	POLICE RECORDS TECHNICIAN (208)	2	22.6265	3,921.93	47,063.12
CCEA	POLICE RECORDS TECHNICIAN (208)	3	23.7828	4,122.34	49,468.12
CCEA	POLICE RECORDS TECHNICIAN (208)	4	24.9990	4,333.16	51,997.92
CCEA	POLICE RECORDS TECHNICIAN (208)	5	26.2788	4,554.98	54,659.80
CCEA	POOL MAINTENANCE TECHNICIAN (330)	1	31.5598	5,470.36	65,644.28
CCEA	POOL MAINTENANCE TECHNICIAN (330)	2	33.1722	5,749.86	68,998.28
CCEA	POOL MAINTENANCE TECHNICIAN (330)	3	34.8681	6,043.81	72,525.70
CCEA	POOL MAINTENANCE TECHNICIAN (330)	4	36.6497	6,352.62	76,231.48
CCEA	POOL MAINTENANCE TECHNICIAN (330)	5	38.5217	6,677.10	80,125.24
CCEA	PROPERTY INSPECTOR (443)	1	34.5231	5,984.01	71,808.10
CCEA	PROPERTY INSPECTOR (443)	2	36.2876	6,289.86	75,478.26
CCEA	PROPERTY INSPECTOR (443)	3	38.1412	6,611.15	79,333.80
CCEA	PROPERTY INSPECTOR (443)	4	40.0908	6,949.06	83,388.76
CCEA	PROPERTY INSPECTOR (443)	5	42.1388	7,304.05	87,648.60
CCEA	PROPERTY TECHNICIAN (221)	1	25.2503	4,376.71	52,520.52
CCEA	PROPERTY TECHNICIAN (221)	2	26.5428	4,600.74	55,208.92
CCEA	PROPERTY TECHNICIAN (221)	3	27.8718	4,831.10	57,973.24

**Note:** For FIRE job titles, the printed hourly rates are for 40-hour employees. To determine the hourly rates for 56-hour employees, divide the annual rate by 2912. (Titles with two codes in parentheses indicate they are 40-hour & 56-hour positions. The first code is for 40-hr, the second one for 56-hr.)

Group	Title	Step	Hourly Rate	Monthly Rate	Annual Rate
CCEA	PROPERTY TECHNICIAN (221)	4	29.2866	5,076.35	60,916.18
CCEA	PROPERTY TECHNICIAN (221)	5	30.7836	5,335.83	64,029.94
CCEA	PUBLIC WORKS INSPECTOR (417)	1	31.7174	5,497.68	65,972.14
CCEA	PUBLIC WORKS INSPECTOR (417)	2	33.3378	5,778.54	69,342.52
CCEA	PUBLIC WORKS INSPECTOR (417)	3	35.0418	6,073.90	72,886.84
CCEA	PUBLIC WORKS INSPECTOR (417)	4	36.8326	6,384.32	76,611.86
CCEA	PUBLIC WORKS INSPECTOR (417)	5	38.7148	6,710.56	80,526.68
CCEA	REC & COMMUNITY SVCS COORDINAT (454)	1	29.2866	5,076.35	60,916.18
CCEA	REC & COMMUNITY SVCS COORDINAT (454)	2	30.7836	5,335.83	64,029.94
CCEA	REC & COMMUNITY SVCS COORDINAT (454)	3	32.3563	5,608.42	67,301.00
CCEA	REC & COMMUNITY SVCS COORDINAT (454)	4	34.0098	5,895.02	70,740.28
CCEA	REC & COMMUNITY SVCS COORDINAT (454)	5	35.7480	6,196.32	74,355.84
CCEA	REC & COMMUNITY SVCS COORDINAT-REG PT (454R)	1	29.2866	5,076.35	60,916.18
CCEA	REC & COMMUNITY SVCS COORDINAT-REG PT (454R)	2	30.7836	5,335.83	64,029.94
CCEA	REC & COMMUNITY SVCS COORDINAT-REG PT (454R)	3	32.3563	5,608.42	67,301.00
CCEA	RECORDS MGMT COORDINATOR (450)	1	30.0250	5,204.33	62,452.00
CCEA	RECORDS MGMT COORDINATOR (450)	2	31.5598	5,470.36	65,644.28
CCEA	RECORDS MGMT COORDINATOR (450)	3	33.1722	5,749.86	68,998.28
CCEA	RECORDS MGMT COORDINATOR (450)	4	34.8681	6,043.81	72,525.70
CCEA	RECORDS MGMT COORDINATOR (450)	5	36.6497	6,352.62	76,231.48
CCEA	RECREATION COORDINATOR (227)	1	28.5654	4,951.33	59,415.98
CCEA	RECREATION COORDINATOR (227)	2	30.0250	5,204.33	62,452.00
CCEA	RECREATION COORDINATOR (227)	3	31.5598	5,470.36	65,644.28
CCEA	RECREATION COORDINATOR (227)	4	33.1722	5,749.86	68,998.28
CCEA	RECREATION COORDINATOR (227)	5	34.8681	6,043.81	72,525.70
CCEA	RECREATION COORDINATOR-REG PT (227R)	1	28.5654	4,951.33	59,415.98
CCEA	RECREATION COORDINATOR-REG PT (227R)	2	30.0250	5,204.33	62,452.00
CCEA	RECREATION COORDINATOR-REG PT (227R)	3	31.5598	5,470.36	65,644.28
CCEA	SAFETY OFFICER (444)	1	34.6944	6,013.69	72,164.30
CCEA	SAFETY OFFICER (444)	2	36.4669	6,320.93	75,851.10
CCEA	SAFETY OFFICER (444)	3	38.3307	6,644.00	79,727.96
CCEA	SAFETY OFFICER (444)	4	40.2896	6,983.54	83,802.42
CCEA	SAFETY OFFICER (444)	5	42.3478	7,340.28	88,083.32
CCEA	SAFETY SERVICES COMM OPER (225)	1	27.1987	4,714.45	56,573.40
CCEA	SAFETY SERVICES COMM OPER (225)	2	28.5654	4,951.33	59,415.98
CCEA	SAFETY SERVICES COMM OPER (225)	3	30.0250	5,204.33	62,452.00
CCEA	SAFETY SERVICES COMM OPER (225)	4	31.5598	5,470.36	65,644.28
CCEA	SAFETY SERVICES COMM OPER (225)	5	33.1722	5,749.86	68,998.28
CCEA	SANITATION COLLECTOR (301)	1	21.7419	3,768.59	45,223.10

**Note:** For FIRE job titles, the printed hourly rates are for 40-hour employees. To determine the hourly rates for 56-hour employees, divide the annual rate by 2912. (Titles with two codes in parentheses indicate they are 40-hour & 56-hour positions. The first code is for 40-hr, the second one for 56-hr.)

Group	Title	Step	Hourly Rate	Monthly Rate	Annual Rate
CCEA	SANITATION COLLECTOR (301)	2	22.8539	3,961.34	47,536.06
CCEA	SANITATION COLLECTOR (301)	3	24.0218	4,163.77	49,965.24
CCEA	SANITATION COLLECTOR (301)	4	25.2503	4,376.71	52,520.52
CCEA	SANITATION COLLECTOR (301)	5	26.5428	4,600.74	55,208.92
CCEA	SANITATION DISPATCH (226)	1	27.8718	4,831.10	57,973.24
CCEA	SANITATION DISPATCH (226)	2	29.2866	5,076.35	60,916.18
CCEA	SANITATION DISPATCH (226)	3	30.7836	5,335.83	64,029.94
CCEA	SANITATION DISPATCH (226)	4	32.3563	5,608.42	67,301.00
CCEA	SANITATION DISPATCH (226)	5	34.0098	5,895.02	70,740.28
CCEA	SANITATION DISPATCH-REG PT (226R)	1	27.8718	4,831.10	57,973.24
CCEA	SANITATION DISPATCH-REG PT (226R)	2	29.2866	5,076.35	60,916.18
CCEA	SANITATION DISPATCH-REG PT (226R)	3	30.7836	5,335.83	64,029.94
CCEA	SANITATION DRIVER (306)	1	24.6274	4,268.75	51,224.94
CCEA	SANITATION DRIVER (306)	2	25.8880	4,487.25	53,847.04
CCEA	SANITATION DRIVER (306)	3	27.1987	4,714.45	56,573.40
CCEA	SANITATION DRIVER (306)	4	28.5654	4,951.33	59,415.98
CCEA	SANITATION DRIVER (306)	5	30.0250	5,204.33	62,452.00
CCEA	SANITATION DRIVER-REG PT (306R)	1	24.6274	4,268.75	51,224.94
CCEA	SANITATION DRIVER-REG PT (306R)	2	25.8880	4,487.25	53,847.04
CCEA	SANITATION DRIVER-REG PT (306R)	3	27.1987	4,714.45	56,573.40
CCEA	SANITATION ROLL-OFF DRIVER (311)	1	25.1234	4,354.72	52,256.62
CCEA	SANITATION ROLL-OFF DRIVER (311)	2	26.4102	4,577.78	54,933.32
CCEA	SANITATION ROLL-OFF DRIVER (311)	3	27.7359	4,807.55	57,690.62
CCEA	SANITATION ROLL-OFF DRIVER (311)	4	29.1415	5,051.19	60,614.32
CCEA	SANITATION ROLL-OFF DRIVER (311)	5	30.6307	5,309.33	63,711.96
CCEA	SCOUT VEHICLE OPERATOR (212)	1	22.1796	3,844.47	46,133.62
CCEA	SCOUT VEHICLE OPERATOR (212)	2	23.3121	4,040.77	48,489.22
CCEA	SCOUT VEHICLE OPERATOR (212)	3	24.5041	4,247.38	50,968.58
CCEA	SCOUT VEHICLE OPERATOR (212)	4	25.7588	4,464.85	53,578.20
CCEA	SCOUT VEHICLE OPERATOR (212)	5	27.0663	4,691.48	56,297.80
CCEA	SCOUT VEHICLE OPERATOR-REG PT (212R)	1	22.1796	3,844.47	46,133.62
CCEA	SCOUT VEHICLE OPERATOR-REG PT (212R)	2	23.3121	4,040.77	48,489.22
CCEA	SCOUT VEHICLE OPERATOR-REG PT (212R)	3	24.5041	4,247.38	50,968.58
CCEA	SECRETARY (216)	1	23.5463	4,081.35	48,976.20
CCEA	SECRETARY (216)	2	24.7510	4,290.17	51,482.08
CCEA	SECRETARY (216)	3	26.0181	4,509.81	54,117.70
CCEA	SECRETARY (216)	4	27.3324	4,737.61	56,851.34
CCEA	SECRETARY (216)	5	28.7084	4,976.12	59,713.42
CCEA	SECRETARY Y-RATE (295)	1	31.2810	5,422.04	65,064.48
CCEA	SERVICE DESK TECHNICIAN (403)	1	27.7359	4,807.55	57,690.62

**Note:** For FIRE job titles, the printed hourly rates are for 40-hour employees. To determine the hourly rates for 56-hour employees, divide the annual rate by 2912. (Titles with two codes in parentheses indicate they are 40-hour & 56-hour positions. The first code is for 40-hr, the second one for 56-hr.)

Group	Title	Step	Hourly Rate	Monthly Rate	Annual Rate
CCEA	SERVICE DESK TECHNICIAN (403)	2	29.1415	5,051.19	60,614.32
CCEA	SERVICE DESK TECHNICIAN (403)	3	30.6307	5,309.33	63,711.96
CCEA	SERVICE DESK TECHNICIAN (403)	4	32.1962	5,580.68	66,968.20
CCEA	SERVICE DESK TECHNICIAN (403)	5	33.8408	5,865.73	70,388.76
CCEA	SEWER LIFT STATION ELECTRO MEC (318)	1	28.0080	4,854.72	58,256.64
CCEA	SEWER LIFT STATION ELECTRO MEC (318)	2	29.4330	5,101.72	61,220.64
CCEA	SEWER LIFT STATION ELECTRO MEC (318)	3	30.9380	5,362.59	64,351.04
CCEA	SEWER LIFT STATION ELECTRO MEC (318)	4	32.5185	5,636.54	67,638.48
CCEA	SEWER LIFT STATION ELECTRO MEC (318)	5	34.1801	5,924.56	71,094.66
CCEA	SOLID WASTE & RECYC CRW SPVR (405)	1	32.9298	5,707.82	68,493.88
CCEA	SOLID WASTE & RECYC CRW SPVR (405)	2	34.6091	5,998.92	71,986.98
CCEA	SOLID WASTE & RECYC CRW SPVR (405)	3	36.3780	6,305.52	75,666.24
CCEA	SOLID WASTE & RECYC CRW SPVR (405)	4	38.2366	6,627.68	79,532.18
CCEA	SOLID WASTE & RECYC CRW SPVR (405)	5	40.1913	6,966.48	83,597.80
CCEA	SR & SOCIAL SERVICES SPEC (408)	1	29.2866	5,076.35	60,916.18
CCEA	SR & SOCIAL SERVICES SPEC (408)	2	30.7836	5,335.83	64,029.94
CCEA	SR & SOCIAL SERVICES SPEC (408)	3	32.3563	5,608.42	67,301.00
CCEA	SR & SOCIAL SERVICES SPEC (408)	4	34.0098	5,895.02	70,740.28
CCEA	SR & SOCIAL SERVICES SPEC (408)	5	35.7480	6,196.32	74,355.84
CCEA	SR ACCOUNT CLERK (217)	1	23.7828	4,122.34	49,468.12
CCEA	SR ACCOUNT CLERK (217)	2	24.9990	4,333.16	51,997.92
CCEA	SR ACCOUNT CLERK (217)	3	26.2788	4,554.98	54,659.80
CCEA	SR ACCOUNT CLERK (217)	4	27.5998	4,783.96	57,407.48
CCEA	SR ACCOUNT CLERK (217)	5	28.9965	5,026.06	60,312.72
CCEA	SR COMP PROGRAMMER ANALYST (442)	1	45.6356	7,910.18	94,922.10
CCEA	SR COMP PROGRAMMER ANALYST (442)	2	47.9682	8,314.50	99,773.96
CCEA	SR COMP PROGRAMMER ANALYST (442)	3	50.4193	8,739.34	104,872.04
CCEA	SR COMP PROGRAMMER ANALYST (442)	4	52.9953	9,185.84	110,230.12
CCEA	SR COMP PROGRAMMER ANALYST (442)	5	55.7038	9,655.32	115,863.80
CCEA	SR ENGINEERING TECHNICIAN (416)	1	31.7174	5,497.68	65,972.14
CCEA	SR ENGINEERING TECHNICIAN (416)	2	33.3378	5,778.54	69,342.52
CCEA	SR ENGINEERING TECHNICIAN (416)	3	35.0418	6,073.90	72,886.84
CCEA	SR ENGINEERING TECHNICIAN (416)	4	36.8326	6,384.32	76,611.86
CCEA	SR ENGINEERING TECHNICIAN (416)	5	38.7148	6,710.56	80,526.68
CCEA	SR FLEET SERVICES TECHNICIAN (321)	1	28.5654	4,951.33	59,415.98
CCEA	SR FLEET SERVICES TECHNICIAN (321)	2	30.0250	5,204.33	62,452.00
CCEA	SR FLEET SERVICES TECHNICIAN (321)	3	31.5598	5,470.36	65,644.28
CCEA	SR FLEET SERVICES TECHNICIAN (321)	4	33.1722	5,749.86	68,998.28
CCEA	SR FLEET SERVICES TECHNICIAN (321)	5	34.8681	6,043.81	72,525.70
CCEA	SR FORENSIC SPECIALIST (448)	1	38.9329	6,748.37	80,980.38
CCEA	SR FORENSIC SPECIALIST (448)	2	40.9220	7,093.15	85,117.76

### EXHIBIT A

**Note:** For FIRE job titles, the printed hourly rates are for 40-hour employees. To determine the hourly rates for 56-hour employees, divide the annual rate by 2912. (Titles with two codes in parentheses indicate they are 40-hour & 56-hour positions. The first code is for 40-hr, the second one for 56-hr.)

Group	Title	Step	Hourly Rate	Monthly Rate	Annual Rate
CCEA	SR FORENSIC SPECIALIST (448)	3	43.0136	7,455.70	89,468.34
CCEA	SR FORENSIC SPECIALIST (448)	4	45.2111	7,836.60	94,039.14
CCEA	SR FORENSIC SPECIALIST (448)	5	47.5217	8,237.10	98,845.24
CCEA	SR JAILER (404)	1	28.1451	4,878.49	58,541.86
CCEA	SR JAILER (404)	2	29.5804	5,127.27	61,527.18
CCEA	SR JAILER (404)	3	31.0922	5,389.32	64,671.88
CCEA	SR JAILER (404)	4	32.6808	5,664.66	67,975.96
CCEA	SR JAILER (404)	5	34.3516	5,954.28	71,451.38
CCEA	SR PUBLIC WORKS INSPECTOR (445)	1	35.7480	6,196.32	74,355.84
CCEA	SR PUBLIC WORKS INSPECTOR (445)	2	37.5742	6,512.87	78,154.44
CCEA	SR PUBLIC WORKS INSPECTOR (445)	3	39.4953	6,845.84	82,150.12
CCEA	SR PUBLIC WORKS INSPECTOR (445)	4	41.5135	7,195.67	86,348.08
CCEA	SR PUBLIC WORKS INSPECTOR (445)	5	43.6346	7,563.34	90,760.02
CCEA	SR WELDER (340)	1	30.2914	5,250.51	63,006.06
CCEA	SR WELDER (340)	2	31.8397	5,518.89	66,226.68
CCEA	SR WELDER (340)	3	33.4664	5,800.84	69,610.06
CCEA	SR WELDER (340)	4	35.3512	6,127.55	73,530.60
CCEA	SR WELDER (340)	5	36.9742	6,408.87	76,906.44
CCEA	STAFF ASST/SOLID WASTE OPS (421)	1	34.6944	6,013.69	72,164.30
CCEA	STAFF ASST/SOLID WASTE OPS (421)	2	36.4669	6,320.93	75,851.10
CCEA	STAFF ASST/SOLID WASTE OPS (421)	3	38.3307	6,644.00	79,727.96
CCEA	STAFF ASST/SOLID WASTE OPS (421)	4	40.2896	6,983.54	83,802.42
CCEA	STAFF ASST/SOLID WASTE OPS (421)	5	42.3478	7,340.28	88,083.32
CCEA	STORES SPECIALIST (211)	1	22.1785	3,844.27	46,131.28
CCEA	STORES SPECIALIST (211)	2	23.3132	4,040.96	48,491.56
CCEA	STORES SPECIALIST (211)	3	24.5044	4,247.43	50,969.10
CCEA	STORES SPECIALIST (211)	4	25.7578	4,464.68	53,576.12
CCEA	STORES SPECIALIST (211)	5	27.0761	4,693.20	56,318.34
CCEA	STREET LIGHTS TECHNICIAN (331)	1	31.5598	5,470.36	65,644.28
CCEA	STREET LIGHTS TECHNICIAN (331)	2	33.1722	5,749.86	68,998.28
CCEA	STREET LIGHTS TECHNICIAN (331)	3	34.8681	6,043.81	72,525.70
CCEA	STREET LIGHTS TECHNICIAN (331)	4	36.6497	6,352.62	76,231.48
CCEA	STREET LIGHTS TECHNICIAN (331)	5	38.5217	6,677.10	80,125.24
CCEA	STREET MAINTENANCE CREW LEADER (323)	1	30.0250	5,204.33	62,452.00
CCEA	STREET MAINTENANCE CREW LEADER (323)	2	31.5598	5,470.36	65,644.28
CCEA	STREET MAINTENANCE CREW LEADER (323)	3	33.1722	5,749.86	68,998.28
CCEA	STREET MAINTENANCE CREW LEADER (323)	4	34.8681	6,043.81	72,525.70
CCEA	STREET MAINTENANCE CREW LEADER (323)	5	36.6497	6,352.62	76,231.48
CCEA	STRUCTURAL REHAB SPECIALIST (334)	1	36.2492	6,283.20	75,398.44
CCEA	STRUCTURAL REHAB SPECIALIST (334)	2	38.1020	6,604.35	79,252.16
CCEA	STRUCTURAL REHAB SPECIALIST (334)	3	40.0483	6,941.70	83,300.36



**Note:** For FIRE job titles, the printed hourly rates are for 40-hour employees. To determine the hourly rates for 56-hour employees, divide the annual rate by 2912. (Titles with two codes in parentheses indicate they are 40-hour & 56-hour positions. The first code is for 40-hr, the second one for 56-hr.)

Group	Title	Step	Hourly Rate	Monthly Rate	Annual Rate
CCEA	STRUCTURAL REHAB SPECIALIST (334)	4	42.0953	7,296.51	87,558.12
CCEA	STRUCTURAL REHAB SPECIALIST (334)	5	44.2456	7,669.24	92,030.90
CCEA	SUBDRAIN CREWLEADER (324)	1	30.0250	5,204.33	62,452.00
CCEA	SUBDRAIN CREWLEADER (324)	2	31.5598	5,470.36	65,644.28
CCEA	SUBDRAIN CREWLEADER (324)	3	33.1722	5,749.86	68,998.28
CCEA	SUBDRAIN CREWLEADER (324)	4	34.8681	6,043.81	72,525.70
CCEA	SUBDRAIN CREWLEADER (324)	5	36.6497	6,352.62	76,231.48
CCEA	SUBDRAIN WORKER (302)	1	22.9670	3,980.95	47,771.36
CCEA	SUBDRAIN WORKER (302)	2	24.1419	4,184.59	50,215.10
CCEA	SUBDRAIN WORKER (302)	3	25.3759	4,398.49	52,781.82
CCEA	SUBDRAIN WORKER (302)	4	26.6754	4,623.73	55,484.78
CCEA	SUBDRAIN WORKER (302)	5	28.0080	4,854.72	58,256.64
CCEA	TELECOMMUNICATIONS ANALYST (430)	1	40.5159	7,022.75	84,273.02
CCEA	TELECOMMUNICATIONS ANALYST (430)	2	42.5863	7,381.62	88,579.40
CCEA	TELECOMMUNICATIONS ANALYST (430)	3	44.7624	7,758.81	93,105.74
CCEA	TELECOMMUNICATIONS ANALYST (430)	4	47.0503	8,155.38	97,864.52
CCEA	TELECOMMUNICATIONS ANALYST (430)	5	49.4537	8,571.98	102,863.80
CCEA	TRAFFIC PAINTER (308)	1	24.9990	4,333.16	51,997.92
CCEA	TRAFFIC PAINTER (308)	2	26.2788	4,554.98	54,659.80
CCEA	TRAFFIC PAINTER (308)	3	27.5998	4,783.96	57,407.48
CCEA	TRAFFIC PAINTER (308)	4	28.9965	5,026.06	60,312.72
CCEA	TRAFFIC PAINTER (308)	5	30.4788	5,282.98	63,395.80
CCEA	TRAFFIC PAINTING CREWLEADER (325)	1	30.4788	5,282.98	63,395.80
CCEA	TRAFFIC PAINTING CREWLEADER (325)	2	32.0351	5,552.76	66,633.06
CCEA	TRAFFIC PAINTING CREWLEADER (325)	3	33.6728	5,836.61	70,039.32
CCEA	TRAFFIC PAINTING CREWLEADER (325)	4	35.3938	6,134.92	73,619.00
CCEA	TRAFFIC PAINTING CREWLEADER (325)	5	37.2018	6,448.30	77,379.64
CCEA	TRAFFIC SIGNAL TECHNICIAN (336)	1	37.2018	6,448.30	77,379.64
CCEA	TRAFFIC SIGNAL TECHNICIAN (336)	2	39.1033	6,777.90	81,334.76
CCEA	TRAFFIC SIGNAL TECHNICIAN (336)	3	41.1011	7,124.20	85,490.34
CCEA	TRAFFIC SIGNAL TECHNICIAN (336)	4	43.2015	7,488.26	89,859.12
CCEA	TRAFFIC SIGNAL TECHNICIAN (336)	5	45.4093	7,870.94	94,451.24
CCEA	TRAINING & SAFETY INSTRUCTOR (414)	1	34.0098	5,895.02	70,740.28
CCEA	TRAINING & SAFETY INSTRUCTOR (414)	2	35.7480	6,196.32	74,355.84
CCEA	TRAINING & SAFETY INSTRUCTOR (414)	3	37.5742	6,512.87	78,154.44
CCEA	TRAINING & SAFETY INSTRUCTOR (414)	4	39.4953	6,845.84	82,150.12
CCEA	TRAINING & SAFETY INSTRUCTOR (414)	5	41.5135	7,195.67	86,348.08
CCEA	TRANSIT OPERATIONS SUPERVISOR (407)	1	32.3563	5,608.42	67,301.00
CCEA	TRANSIT OPERATIONS SUPERVISOR (407)	2	34.0098	5,895.02	70,740.28
CCEA	TRANSIT OPERATIONS SUPERVISOR (407)	3	35.7480	6,196.32	74,355.84
CCEA	TRANSIT OPERATIONS SUPERVISOR (407)	4	37.5742	6,512.87	78,154.44

**Note:** For FIRE job titles, the printed hourly rates are for 40-hour employees. To determine the hourly rates for 56-hour employees, divide the annual rate by 2912. (Titles with two codes in parentheses indicate they are 40-hour & 56-hour positions. The first code is for 40-hr, the second one for 56-hr.)

Group	Title	Step	Hourly Rate	Monthly Rate	Annual Rate
CCEA	TRANSIT OPERATIONS SUPERVISOR (407)	5	39.4953	6,845.84	82,150.12
CCEA	URBAN FORESTER (316)	1	28.7087	4,976.18	59,714.20
CCEA	URBAN FORESTER (316)	2	30.1762	5,230.55	62,766.60
CCEA	URBAN FORESTER (316)	3	31.7170	5,497.61	65,971.36
CCEA	URBAN FORESTER (316)	4	33.3380	5,778.59	69,343.04
CCEA	URBAN FORESTER (316)	5	35.0420	6,073.95	72,887.36
CCEA	VAN DRIVER (300)	1	20.2745	3,514.25	42,170.96
CCEA	VAN DRIVER (300)	2	21.2058	3,675.66	44,107.96
CCEA	VAN DRIVER (300)	3	22.2905	3,863.69	46,364.24
CCEA	VAN DRIVER (300)	4	23.4297	4,061.16	48,733.88
CCEA	VAN DRIVER (300)	5	24.6274	4,268.75	51,224.94
CCEA	WAREHOUSE SUPERVISOR (401)	1	27.7980	4,818.32	57,819.84
CCEA	WAREHOUSE SUPERVISOR (401)	2	29.2206	5,064.91	60,778.90
CCEA	WAREHOUSE SUPERVISOR (401)	3	30.6781	5,317.54	63,810.50
CCEA	WAREHOUSE SUPERVISOR (401)	4	32.2427	5,588.74	67,064.92
CCEA	WAREHOUSE SUPERVISOR (401)	5	33.8906	5,874.38	70,492.50
CCEA	WEBMASTER (441)	1	44.9579	7,792.70	93,512.38
CCEA	WEBMASTER (441)	2	47.2562	8,191.08	98,293.00
CCEA	WEBMASTER (441)	3	49.6709	8,609.62	103,315.42
CCEA	WEBMASTER (441)	4	52.2090	9,049.56	108,594.72
CCEA	WEBMASTER (441)	5	54.8765	9,511.93	114,143.12
CCEA	WELDER (320)	1	28.8490	5,000.49	60,005.92
CCEA	WELDER (320)	2	30.3236	5,256.10	63,073.14
CCEA	WELDER (320)	3	31.8727	5,524.61	66,295.32
CCEA	WELDER (320)	4	33.6678	5,835.74	70,028.92
CCEA	WELDER (320)	5	35.2136	6,103.70	73,244.34
CCEA	WELDER-REG PT (320R)	1	28.8490	5,000.49	60,005.92
CCEA	WELDER-REG PT (320R)	2	30.3236	5,256.10	63,073.14
CCEA	WELDER-REG PT (320R)	3	31.8727	5,524.61	66,295.32

**Note:** For FIRE job titles, the printed hourly rates are for 40-hour employees. To determine the hourly rates for 56-hour employees, divide the annual rate by 2912. (Titles with two codes in parentheses indicate they are 40-hour & 56-hour positions. The first code is for 40-hr, the second one for 56-hr.)

Group	Title	Step	Hourly Rate	Monthly Rate	Annual Rate
CCMG	ACCOUNTING OPERATIONS MANAGER (803)	1	49.1722	8,523.19	102,278.28
CCMG	ACCOUNTING OPERATIONS MANAGER (803)	2	51.6854	8,958.80	107,505.58
CCMG	ACCOUNTING OPERATIONS MANAGER (803)	3	54.3257	9,416.46	112,997.56
CCMG	ACCOUNTING OPERATIONS MANAGER (803)	4	57.1022	9,897.72	118,772.68
CCMG	ACCOUNTING OPERATIONS MANAGER (803)	5	60.0199	10,403.45	124,841.34
CCMG	ADVANCE PLANNING MANAGER (826)	1	63.7185	11,044.54	132,534.48
CCMG	ADVANCE PLANNING MANAGER (826)	2	66.9754	11,609.07	139,308.78
CCMG	ADVANCE PLANNING MANAGER (826)	3	70.3978	12,202.28	146,427.32
CCMG	ADVANCE PLANNING MANAGER (826)	4	73.9951	12,825.82	153,909.86
CCMG	ADVANCE PLANNING MANAGER (826)	5	77.7754	13,481.07	161,772.78
CCMG	ASSISTANT CITY ATTORNEY (818)	1	81.5611	14,137.26	169,647.14
CCMG	ASSISTANT CITY ATTORNEY (818)	2	85.7305	14,859.95	178,319.44
CCMG	ASSISTANT CITY ATTORNEY (818)	3	90.1105	15,619.15	187,429.84
CCMG	ASSISTANT CITY ATTORNEY (818)	4	94.7143	16,417.14	197,005.64
CCMG	ASSISTANT CITY ATTORNEY (818)	5	99.5533	17,255.90	207,070.76
CCMG	ASST CHIEF FINANCIAL OFFICER (824)	1	66.9754	11,609.07	139,308.78
CCMG	ASST CHIEF FINANCIAL OFFICER (824)	2	70.3978	12,202.28	146,427.32
CCMG	ASST CHIEF FINANCIAL OFFICER (824)	3	73.9951	12,825.82	153,909.86
CCMG	ASST CHIEF FINANCIAL OFFICER (824)	4	77.7754	13,481.07	161,772.78
CCMG	ASST CHIEF FINANCIAL OFFICER (824)	5	81.7501	14,170.02	170,040.26
CCMG	ASST ENVRN PROGAMS/OPS MGR (832)	1	51.1713	8,869.68	106,436.20
CCMG	ASST ENVRN PROGAMS/OPS MGR (832)	2	53.7871	9,323.10	111,877.22
CCMG	ASST ENVRN PROGAMS/OPS MGR (832)	3	56.5357	9,799.53	117,594.36
CCMG	ASST ENVRN PROGAMS/OPS MGR (832)	4	59.4243	10,300.20	123,602.44
CCMG	ASST ENVRN PROGAMS/OPS MGR (832)	5	62.4598	10,826.36	129,916.28
CCMG	ASST MAINT OPERATIONS MANAGER (823)	1	45.4026	7,869.79	94,437.46
CCMG	ASST MAINT OPERATIONS MANAGER (823)	2	47.7223	8,271.86	99,262.28
CCMG	ASST MAINT OPERATIONS MANAGER (823)	3	50.1607	8,694.53	104,334.36
CCMG	ASST MAINT OPERATIONS MANAGER (823)	4	52.7241	9,138.85	109,666.18
CCMG	ASST MAINT OPERATIONS MANAGER (823)	5	55.4191	9,605.98	115,271.78
CCMG	BUDGET & FINANCIAL OPS MANAGER (804)	1	54.0895	9,375.51	112,506.16
CCMG	BUDGET & FINANCIAL OPS MANAGER (804)	2	56.8540	9,854.69	118,256.32
CCMG	BUDGET & FINANCIAL OPS MANAGER (804)	3	59.7582	10,358.10	124,297.16
CCMG	BUDGET & FINANCIAL OPS MANAGER (804)	4	62.8125	10,887.50	130,650.00
CCMG	BUDGET & FINANCIAL OPS MANAGER (804)	5	66.0218	11,443.77	137,325.24
CCMG	BUDGET MANAGEMENT ANALYST (709)	1	41.3005	7,158.75	85,905.04
CCMG	BUDGET MANAGEMENT ANALYST (709)	2	43.4115	7,524.66	90,295.92
CCMG	BUDGET MANAGEMENT ANALYST (709)	3	45.6298	7,909.16	94,909.88
CCMG	BUDGET MANAGEMENT ANALYST (709)	4	47.9612	8,313.28	99,759.40
CCMG	BUDGET MANAGEMENT ANALYST (709)	5	50.4114	8,737.97	104,855.66
CCMG	BUILDING MAINTENANCE SUPV (706)	1	38.7104	6,709.80	80,517.58

**Note:** For FIRE job titles, the printed hourly rates are for 40-hour employees. To determine the hourly rates for 56-hour employees, divide the annual rate by 2912. (Titles with two codes in parentheses indicate they are 40-hour & 56-hour positions. The first code is for 40-hr, the second one for 56-hr.)

Group	Title	Step	Hourly Rate	Monthly Rate	Annual Rate
CCMG	BUILDING MAINTENANCE SUPV (706)	2	40.6886	7,052.70	84,632.34
CCMG	BUILDING MAINTENANCE SUPV (706)	3	42.7681	7,413.14	88,957.70
CCMG	BUILDING MAINTENANCE SUPV (706)	4	44.9537	7,791.98	93,503.80
CCMG	BUILDING MAINTENANCE SUPV (706)	5	47.2500	8,190.00	98,280.00
CCMG	BUILDING OFFICIAL (817)	1	65.6523	11,379.72	136,556.68
CCMG	BUILDING OFFICIAL (817)	2	69.0072	11,961.26	143,535.08
CCMG	BUILDING OFFICIAL (817)	3	72.5334	12,572.45	150,869.42
CCMG	BUILDING OFFICIAL (817)	4	76.2378	13,214.54	158,574.52
CCMG	BUILDING OFFICIAL (817)	5	80.1358	13,890.20	166,682.36
CCMG	CITY CLERK (828)	1	66.9754	11,609.07	139,308.78
CCMG	CITY CLERK (828)	2	70.3978	12,202.28	146,427.32
CCMG	CITY CLERK (828)	3	73.9951	12,825.82	153,909.86
CCMG	CITY CLERK (828)	4	77.7754	13,481.07	161,772.78
CCMG	CITY CLERK (828)	5	81.7501	14,170.02	170,040.26
CCMG	CLAIMS & SAFETY COORDINATOR (711)	1	41.9230	7,266.65	87,199.84
CCMG	CLAIMS & SAFETY COORDINATOR (711)	2	44.0655	7,638.02	91,656.24
CCMG	CLAIMS & SAFETY COORDINATOR (711)	3	46.3175	8,028.37	96,340.40
CCMG	CLAIMS & SAFETY COORDINATOR (711)	4	48.6837	8,438.52	101,262.20
CCMG	CLAIMS & SAFETY COORDINATOR (711)	5	51.1713	8,869.68	106,436.20
CCMG	COMMUNICATION SUPERVISOR (830)	1	41.9629	7,273.57	87,282.78
CCMG	COMMUNICATION SUPERVISOR (830)	2	44.1083	7,645.43	91,745.16
CCMG	COMMUNICATION SUPERVISOR (830)	3	46.3619	8,036.06	96,432.70
CCMG	COMMUNICATION SUPERVISOR (830)	4	48.7299	8,446.51	101,358.14
CCMG	COMMUNICATION SUPERVISOR (830)	5	51.2209	8,878.29	106,539.42
CCMG	CULTURAL AFFAIRS COORD (724)	1	45.4026	7,869.79	94,437.46
CCMG	CULTURAL AFFAIRS COORD (724)	2	47.7223	8,271.86	99,262.28
CCMG	CULTURAL AFFAIRS COORD (724)	3	50.1607	8,694.53	104,334.36
CCMG	CULTURAL AFFAIRS COORD (724)	4	52.7241	9,138.85	109,666.18
CCMG	CULTURAL AFFAIRS COORD (724)	5	55.4191	9,605.98	115,271.78
CCMG	CURRENT PLANNING MANAGER (831)	1	63.7185	11,044.54	132,534.48
CCMG	CURRENT PLANNING MANAGER (831)	2	66.9754	11,609.07	139,308.78
CCMG	CURRENT PLANNING MANAGER (831)	3	70.3978	12,202.28	146,427.32
CCMG	CURRENT PLANNING MANAGER (831)	4	73.9951	12,825.82	153,909.86
CCMG	CURRENT PLANNING MANAGER (831)	5	77.7754	13,481.07	161,772.78
CCMG	DEP CMTY DEV DIR/ECON DEV MGR (819)	1	66.9754	11,609.07	139,308.78
CCMG	DEP CMTY DEV DIR/ECON DEV MGR (819)	2	70.3978	12,202.28	146,427.32
CCMG	DEP CMTY DEV DIR/ECON DEV MGR (819)	3	73.9951	12,825.82	153,909.86
CCMG	DEP CMTY DEV DIR/ECON DEV MGR (819)	4	77.7754	13,481.07	161,772.78
CCMG	DEP CMTY DEV DIR/ECON DEV MGR (819)	5	81.7501	14,170.02	170,040.26
CCMG	DEP CMTY DEV DIR/PLANNING MGR (816)	1	63.7185	11,044.54	132,534.48
CCMG	DEP CMTY DEV DIR/PLANNING MGR (816)	2	66.9754	11,609.07	139,308.78

**Note:** For FIRE job titles, the printed hourly rates are for 40-hour employees. To determine the hourly rates for 56-hour employees, divide the annual rate by 2912. (Titles with two codes in parentheses indicate they are 40-hour & 56-hour positions. The first code is for 40-hr, the second one for 56-hr.)

Group	Title	Step	Hourly Rate	Monthly Rate	Annual Rate
CCMG	DEP CMTY DEV DIR/PLANNING MGR (816)	3	70.3978	12,202.28	146,427.32
CCMG	DEP CMTY DEV DIR/PLANNING MGR (816)	4	73.9951	12,825.82	153,909.86
CCMG	DEP CMTY DEV DIR/PLANNING MGR (816)	5	77.7754	13,481.07	161,772.78
CCMG	DEPUTY CITY ATTORNEY I (720)	1	57.3879	9,947.23	119,366.78
CCMG	DEPUTY CITY ATTORNEY I (720)	2	60.3206	10,455.58	125,466.90
CCMG	DEPUTY CITY ATTORNEY I (720)	3	63.4016	10,989.62	131,875.38
CCMG	DEPUTY CITY ATTORNEY I (720)	4	66.6409	11,551.09	138,613.02
CCMG	DEPUTY CITY ATTORNEY I (720)	5	70.0481	12,141.68	145,700.10
CCMG	DEPUTY CITY ATTORNEY II (721)	1	61.8406	10,719.04	128,628.50
CCMG	DEPUTY CITY ATTORNEY II (721)	2	65.0007	11,266.80	135,201.56
CCMG	DEPUTY CITY ATTORNEY II (721)	3	68.3217	11,842.44	142,109.24
CCMG	DEPUTY CITY ATTORNEY II (721)	4	71.8128	12,447.54	149,370.52
CCMG	DEPUTY CITY ATTORNEY II (721)	5	75.4823	13,083.59	157,003.08
CCMG	DEPUTY TRANS DIRECTOR (821)	1	61.8406	10,719.04	128,628.50
CCMG	DEPUTY TRANS DIRECTOR (821)	2	65.0007	11,266.80	135,201.56
CCMG	DEPUTY TRANS DIRECTOR (821)	3	68.3217	11,842.44	142,109.24
CCMG	DEPUTY TRANS DIRECTOR (821)	4	71.8128	12,447.54	149,370.52
CCMG	DEPUTY TRANS DIRECTOR (821)	5	75.4823	13,083.59	157,003.08
CCMG	ECON DEV PROJECT MANAGER (718)	1	51.1713	8,869.68	106,436.20
CCMG	ECON DEV PROJECT MANAGER (718)	2	53.7871	9,323.10	111,877.22
CCMG	ECON DEV PROJECT MANAGER (718)	3	56.5357	9,799.53	117,594.36
CCMG	ECON DEV PROJECT MANAGER (718)	4	59.4243	10,300.20	123,602.44
CCMG	ECON DEV PROJECT MANAGER (718)	5	62.4598	10,826.36	129,916.28
CCMG	ECONOMIC DEV MANAGER (806)	1	51.1713	8,869.68	106,436.20
CCMG	ECONOMIC DEV MANAGER (806)	2	53.7871	9,323.10	111,877.22
CCMG	ECONOMIC DEV MANAGER (806)	3	56.5357	9,799.53	117,594.36
CCMG	ECONOMIC DEV MANAGER (806)	4	59.4243	10,300.20	123,602.44
CCMG	ECONOMIC DEV MANAGER (806)	5	62.4598	10,826.36	129,916.28
CCMG	EMERGENCY PREPAREDNESS COORD (712)	1	43.6234	7,561.39	90,736.62
CCMG	EMERGENCY PREPAREDNESS COORD (712)	2	45.8529	7,947.83	95,373.98
CCMG	EMERGENCY PREPAREDNESS COORD (712)	3	48.1950	8,353.80	100,245.60
CCMG	EMERGENCY PREPAREDNESS COORD (712)	4	50.6586	8,780.83	105,369.94
CCMG	EMERGENCY PREPAREDNESS COORD (712)	5	53.2470	9,229.48	110,753.76
CCMG	ENFORCMENT SERVICES MANAGER (800)	1	51.1713	8,869.68	106,436.20
CCMG	ENFORCMENT SERVICES MANAGER (800)	2	53.7871	9,323.10	111,877.22
CCMG	ENFORCMENT SERVICES MANAGER (800)	3	56.5357	9,799.53	117,594.36
CCMG	ENFORCMENT SERVICES MANAGER (800)	4	59.4243	10,300.20	123,602.44
CCMG	ENFORCMENT SERVICES MANAGER (800)	5	62.4598	10,826.36	129,916.28
CCMG	ENGINEERING SERVICES MANAGER (814)	1	61.5319	10,665.53	127,986.30
CCMG	ENGINEERING SERVICES MANAGER (814)	2	64.6767	11,210.64	134,527.64
CCMG	ENGINEERING SERVICES MANAGER (814)	3	67.9813	11,783.42	141,401.00

**Note:** For FIRE job titles, the printed hourly rates are for 40-hour employees. To determine the hourly rates for 56-hour employees, divide the annual rate by 2912. (Titles with two codes in parentheses indicate they are 40-hour & 56-hour positions. The first code is for 40-hr, the second one for 56-hr.)

Group	Title	Step	Hourly Rate	Monthly Rate	Annual Rate
CCMG	ENGINEERING SERVICES MANAGER (814)	4	71.4563	12,385.75	148,629.00
CCMG	ENGINEERING SERVICES MANAGER (814)	5	75.1060	13,018.37	156,220.48
CCMG	ENVIRONMENTAL COORDINATOR (722)	1	42.7681	7,413.14	88,957.70
CCMG	ENVIRONMENTAL COORDINATOR (722)	2	44.9537	7,791.98	93,503.80
CCMG	ENVIRONMENTAL COORDINATOR (722)	3	47.2500	8,190.00	98,280.00
CCMG	ENVIRONMENTAL COORDINATOR (722)	4	49.6654	8,608.67	103,303.98
CCMG	ENVIRONMENTAL COORDINATOR (722)	5	52.2030	9,048.52	108,582.24
CCMG	ENVIRONMENTAL PROGS/OPS MANAGE (815)	1	61.5319	10,665.53	127,986.30
CCMG	ENVIRONMENTAL PROGS/OPS MANAGE (815)	2	64.6767	11,210.64	134,527.64
CCMG	ENVIRONMENTAL PROGS/OPS MANAGE (815)	3	67.9813	11,783.42	141,401.00
CCMG	ENVIRONMENTAL PROGS/OPS MANAGE (815)	4	71.4563	12,385.75	148,629.00
CCMG	ENVIRONMENTAL PROGS/OPS MANAGE (815)	5	75.1060	13,018.37	156,220.48
CCMG	FLEET SERVICES MANAGER (811)	1	55.4191	9,605.98	115,271.78
CCMG	FLEET SERVICES MANAGER (811)	2	58.2504	10,096.73	121,160.78
CCMG	FLEET SERVICES MANAGER (811)	3	61.2263	10,612.55	127,350.60
CCMG	FLEET SERVICES MANAGER (811)	4	64.3550	11,154.87	133,858.40
CCMG	FLEET SERVICES MANAGER (811)	5	67.6446	11,725.07	140,700.82
CCMG	HOUSING PROGRAMS ADMINISTRATOR (809)	1	54.8711	9,511.00	114,131.94
CCMG	HOUSING PROGRAMS ADMINISTRATOR (809)	2	57.6745	9,996.91	119,962.96
CCMG	HOUSING PROGRAMS ADMINISTRATOR (809)	3	60.6213	10,507.68	126,092.20
CCMG	HOUSING PROGRAMS ADMINISTRATOR (809)	4	63.7185	11,044.54	132,534.48
CCMG	HOUSING PROGRAMS ADMINISTRATOR (809)	5	66.9754	11,609.07	139,308.78
CCMG	HOUSING PROGRAMS SUPERVISOR (827)	1	41.2666	7,152.88	85,834.58
CCMG	HOUSING PROGRAMS SUPERVISOR (827)	2	43.3297	7,510.49	90,125.88
CCMG	HOUSING PROGRAMS SUPERVISOR (827)	3	45.4964	7,886.04	94,632.46
CCMG	HOUSING PROGRAMS SUPERVISOR (827)	4	47.7712	8,280.35	99,364.20
CCMG	HOUSING PROGRAMS SUPERVISOR (827)	5	50.1598	8,694.36	104,332.28
CCMG	HUMAN RESOURCES ANALYST (702)	1	38.1358	6,610.20	79,322.36
CCMG	HUMAN RESOURCES ANALYST (702)	2	40.0848	6,948.02	83,376.28
CCMG	HUMAN RESOURCES ANALYST (702)	3	42.1328	7,303.01	87,636.12
CCMG	HUMAN RESOURCES ANALYST (702)	4	44.2857	7,676.20	92,114.36
CCMG	HUMAN RESOURCES ANALYST (702)	5	46.5482	8,068.36	96,820.36
CCMG	HUMAN RESOURCES EQUITY MANAGER (833)	1	49.1722	8,523.19	102,278.28
CCMG	HUMAN RESOURCES EQUITY MANAGER (833)	2	51.6854	8,958.80	107,505.58

**Note:** For FIRE job titles, the printed hourly rates are for 40-hour employees. To determine the hourly rates for 56-hour employees, divide the annual rate by 2912. (Titles with two codes in parentheses indicate they are 40-hour & 56-hour positions. The first code is for 40-hr, the second one for 56-hr.)

Group	Title	Step	Hourly Rate	Monthly Rate	Annual Rate
CCMG	HUMAN RESOURCES EQUITY MANAGER (833)	3	54.3257	9,416.46	112,997.56
CCMG	HUMAN RESOURCES EQUITY MANAGER (833)	4	57.1022	9,897.72	118,772.68
CCMG	HUMAN RESOURCES EQUITY MANAGER (833)	5	60.0199	10,403.45	124,841.34
CCMG	LEGAL OPERATIONS MANAGER (715)	1	45.4026	7,869.79	94,437.46
CCMG	LEGAL OPERATIONS MANAGER (715)	2	47.7223	8,271.86	99,262.28
CCMG	LEGAL OPERATIONS MANAGER (715)	3	50.1607	8,694.53	104,334.36
CCMG	LEGAL OPERATIONS MANAGER (715)	4	52.7241	9,138.85	109,666.18
CCMG	LEGAL OPERATIONS MANAGER (715)	5	55.4191	9,605.98	115,271.78
CCMG	MAINTENANCE OPERATIONS MGR (813)	1	55.9739	9,702.14	116,425.66
CCMG	MAINTENANCE OPERATIONS MGR (813)	2	58.8343	10,197.94	122,375.24
CCMG	MAINTENANCE OPERATIONS MGR (813)	3	61.8406	10,719.04	128,628.50
CCMG	MAINTENANCE OPERATIONS MGR (813)	4	65.0007	11,266.80	135,201.56
CCMG	MAINTENANCE OPERATIONS MGR (813)	5	68.3217	11,842.44	142,109.24
CCMG	MANAGEMENT ANALYST (703)	1	38.1358	6,610.20	79,322.36
CCMG	MANAGEMENT ANALYST (703)	2	40.0848	6,948.02	83,376.28
CCMG	MANAGEMENT ANALYST (703)	3	42.1328	7,303.01	87,636.12
CCMG	MANAGEMENT ANALYST (703)	4	44.2857	7,676.20	92,114.36
CCMG	MANAGEMENT ANALYST (703)	5	46.5482	8,068.36	96,820.36
CCMG	MOBILITY & TRAFFIC ENGINEER (801)	1	66.9754	11,609.07	139,308.78
CCMG	MOBILITY & TRAFFIC ENGINEER (801)	2	70.3978	12,202.28	146,427.32
CCMG	MOBILITY & TRAFFIC ENGINEER (801)	3	73.9951	12,825.82	153,909.86
CCMG	MOBILITY & TRAFFIC ENGINEER (801)	4	77.7754	13,481.07	161,772.78
CCMG	MOBILITY & TRAFFIC ENGINEER (801)	5	81.7501	14,170.02	170,040.26
CCMG	PARK MAINTENANCE SUPERVISOR (700)	1	37.1963	6,447.35	77,368.20
CCMG	PARK MAINTENANCE SUPERVISOR (700)	2	39.0974	6,776.88	81,322.54
CCMG	PARK MAINTENANCE SUPERVISOR (700)	3	41.0954	7,123.20	85,478.38
CCMG	PARK MAINTENANCE SUPERVISOR (700)	4	43.1948	7,487.09	89,845.08
CCMG	PARK MAINTENANCE SUPERVISOR (700)	5	45.4026	7,869.79	94,437.46
CCMG	PARKS MANAGER (802)	1	50.1084	8,685.45	104,225.42
CCMG	PARKS MANAGER (802)	2	52.6688	9,129.25	109,551.00
CCMG	PARKS MANAGER (802)	3	55.3601	9,595.76	115,149.06
CCMG	PARKS MANAGER (802)	4	58.1900	10,086.27	121,035.20
CCMG	PARKS MANAGER (802)	5	61.1629	10,601.57	127,218.78
CCMG	PAYROLL ANALYST (726)	1	38.1358	6,610.20	79,322.36
CCMG	PAYROLL ANALYST (726)	2	40.0848	6,948.02	83,376.28
CCMG	PAYROLL ANALYST (726)	3	42.1328	7,303.01	87,636.12
CCMG	PAYROLL ANALYST (726)	4	44.2857	7,676.20	92,114.36
CCMG	PAYROLL ANALYST (726)	5	46.5482	8,068.36	96,820.36
CCMG	PROCURE & FINANCIAL SVCS MGR (820)	1	49.1722	8,523.19	102,278.28

**Note:** For FIRE job titles, the printed hourly rates are for 40-hour employees. To determine the hourly rates for 56-hour employees, divide the annual rate by 2912. (Titles with two codes in parentheses indicate they are 40-hour & 56-hour positions. The first code is for 40-hr, the second one for 56-hr.)

Group	Title	Step	Hourly Rate	Monthly Rate	Annual Rate
CCMG	PROCURE & FINANCIAL SVCS MGR (820)	2	51.6854	8,958.80	107,505.58
CCMG	PROCURE & FINANCIAL SVCS MGR (820)	3	54.3257	9,416.46	112,997.56
CCMG	PROCURE & FINANCIAL SVCS MGR (820)	4	57.1022	9,897.72	118,772.68
CCMG	PROCURE & FINANCIAL SVCS MGR (820)	5	60.0199	10,403.45	124,841.34
CCMG	RECREATION & COMM SVCS MGR (834)	1	55.1451	9,558.49	114,701.86
CCMG	RECREATION & COMM SVCS MGR (834)	2	57.9625	10,046.83	120,562.00
CCMG	RECREATION & COMM SVCS MGR (834)	3	60.9245	10,560.25	126,722.96
CCMG	RECREATION & COMM SVCS MGR (834)	4	64.0379	11,099.90	133,198.78
CCMG	RECREATION & COMM SVCS MGR (834)	5	67.3100	11,667.07	140,004.80
CCMG	RECREATION SUPERVISOR (701)	1	37.3827	6,479.68	77,756.12
CCMG	RECREATION SUPERVISOR (701)	2	39.2921	6,810.64	81,727.62
CCMG	RECREATION SUPERVISOR (701)	3	41.3005	7,158.75	85,905.04
CCMG	RECREATION SUPERVISOR (701)	4	43.4115	7,524.66	90,295.92
CCMG	RECREATION SUPERVISOR (701)	5	45.6298	7,909.16	94,909.88
CCMG	REVENUE OPERATIONS MANAGER (805)	1	49.1722	8,523.19	102,278.28
CCMG	REVENUE OPERATIONS MANAGER (805)	2	51.6854	8,958.80	107,505.58
CCMG	REVENUE OPERATIONS MANAGER (805)	3	54.3257	9,416.46	112,997.56
CCMG	REVENUE OPERATIONS MANAGER (805)	4	57.1022	9,897.72	118,772.68
CCMG	REVENUE OPERATIONS MANAGER (805)	5	60.0199	10,403.45	124,841.34
CCMG	SENIOR ACCOUNTANT (707)	1	39.2921	6,810.64	81,727.62
CCMG	SENIOR ACCOUNTANT (707)	2	41.3005	7,158.75	85,905.04
CCMG	SENIOR ACCOUNTANT (707)	3	43.4115	7,524.66	90,295.92
CCMG	SENIOR ACCOUNTANT (707)	4	45.6298	7,909.16	94,909.88
CCMG	SENIOR ACCOUNTANT (707)	5	47.9612	8,313.28	99,759.40
CCMG	SPECIAL EVENTS COORDINATOR (708)	1	41.0954	7,123.20	85,478.38
CCMG	SPECIAL EVENTS COORDINATOR (708)	2	43.1948	7,487.09	89,845.08
CCMG	SPECIAL EVENTS COORDINATOR (708)	3	45.4026	7,869.79	94,437.46
CCMG	SPECIAL EVENTS COORDINATOR (708)	4	47.7223	8,271.86	99,262.28
CCMG	SPECIAL EVENTS COORDINATOR (708)	5	50.1607	8,694.53	104,334.36
CCMG	SR & SOCIAL SERVICES MANAGER (810)	1	55.1451	9,558.49	114,701.86
CCMG	SR & SOCIAL SERVICES MANAGER (810)	2	57.9625	10,046.83	120,562.00
CCMG	SR & SOCIAL SERVICES MANAGER (810)	3	60.9245	10,560.25	126,722.96
CCMG	SR & SOCIAL SERVICES MANAGER (810)	4	64.0379	11,099.90	133,198.78
CCMG	SR & SOCIAL SERVICES MANAGER (810)	5	67.3100	11,667.07	140,004.80
CCMG	SR BUILDING & SAFETY INSPECTOR (705)	1	38.3257	6,643.13	79,717.56
CCMG	SR BUILDING & SAFETY INSPECTOR (705)	2	40.2852	6,982.78	83,793.32
CCMG	SR BUILDING & SAFETY INSPECTOR (705)	3	42.3439	7,339.61	88,075.26
CCMG	SR BUILDING & SAFETY INSPECTOR (705)	4	44.5073	7,714.59	92,575.08
CCMG	SR BUILDING & SAFETY INSPECTOR (705)	5	46.7815	8,108.79	97,305.52
CCMG	SR CIVIL ENGINEER (719)	1	54.8711	9,511.00	114,131.94
CCMG	SR CIVIL ENGINEER (719)	2	57.6745	9,996.91	119,962.96



### EXHIBIT A

**Note:** For FIRE job titles, the printed hourly rates are for 40-hour employees. To determine the hourly rates for 56-hour employees, divide the annual rate by 2912. (Titles with two codes in parentheses indicate they are 40-hour & 56-hour positions. The first code is for 40-hr, the second one for 56-hr.)

Group	Title	Step	Hourly Rate	Monthly Rate	Annual Rate
CCMG	SR CIVIL ENGINEER (719)	3	60.6213	10,507.68	126,092.20
CCMG	SR CIVIL ENGINEER (719)	4	63.7185	11,044.54	132,534.48
CCMG	SR CIVIL ENGINEER (719)	5	66.9754	11,609.07	139,308.78
CCMG	SR DEPUTY CITY ATTORNEY II (725)	1	69.8800	12,112.53	145,350.40
CCMG	SR DEPUTY CITY ATTORNEY II (725)	2	73.4509	12,731.49	152,777.82
CCMG	SR DEPUTY CITY ATTORNEY II (725)	3	77.2035	13,381.94	160,583.28
CCMG	SR DEPUTY CITY ATTORNEY II (725)	4	81.1485	14,065.74	168,788.88
CCMG	SR DEPUTY CITY ATTORNEY II (725)	5	85.2950	14,784.47	177,413.60
CCMG	SR ENTERPRISE BUSINESS ANALYST (716)	1	46.5482	8,068.36	96,820.36
CCMG	SR ENTERPRISE BUSINESS ANALYST (716)	2	48.9275	8,480.77	101,769.20
CCMG	SR ENTERPRISE BUSINESS ANALYST (716)	3	51.4277	8,914.14	106,969.72
CCMG	SR ENTERPRISE BUSINESS ANALYST (716)	4	54.0552	9,369.58	112,434.92
CCMG	SR ENTERPRISE BUSINESS ANALYST (716)	5	56.8177	9,848.41	118,180.92
CCMG	SR MANAGEMENT ANALYST (713)	1	45.4026	7,869.79	94,437.46
CCMG	SR MANAGEMENT ANALYST (713)	2	47.7223	8,271.86	99,262.28
CCMG	SR MANAGEMENT ANALYST (713)	3	50.1607	8,694.53	104,334.36
CCMG	SR MANAGEMENT ANALYST (713)	4	52.7241	9,138.85	109,666.18
CCMG	SR MANAGEMENT ANALYST (713)	5	55.4191	9,605.98	115,271.78
CCMG	SR MANAGEMENT ANALYST/BUDGET (714)	1	45.4026	7,869.79	94,437.46
CCMG	SR MANAGEMENT ANALYST/BUDGET (714)	2	47.7223	8,271.86	99,262.28
CCMG	SR MANAGEMENT ANALYST/BUDGET (714)	3	50.1607	8,694.53	104,334.36
CCMG	SR MANAGEMENT ANALYST/BUDGET (714)	4	52.7241	9,138.85	109,666.18
CCMG	SR MANAGEMENT ANALYST/BUDGET (714)	5	55.4191	9,605.98	115,271.78
CCMG	SR MGMT ANALYST Y-RATE (795)	1	54.6547	9,473.49	113,681.88
CCMG	SR PLANNER (717)	1	49.1722	8,523.19	102,278.28
CCMG	SR PLANNER (717)	2	51.6854	8,958.80	107,505.58
CCMG	SR PLANNER (717)	3	54.3257	9,416.46	112,997.56
CCMG	SR PLANNER (717)	4	57.1022	9,897.72	118,772.68
CCMG	SR PLANNER (717)	5	60.0199	10,403.45	124,841.34
CCMG	SR SOLID WASTE & REC CRW SUPV (710)	1	45.4026	7,869.79	94,437.46
CCMG	SR SOLID WASTE & REC CRW SUPV (710)	2	47.7223	8,271.86	99,262.28
CCMG	SR SOLID WASTE & REC CRW SUPV (710)	3	50.1607	8,694.53	104,334.36
CCMG	SR SOLID WASTE & REC CRW SUPV (710)	4	52.7241	9,138.85	109,666.18
CCMG	SR SOLID WASTE & REC CRW SUPV (710)	5	55.4191	9,605.98	115,271.78
CCMG	SYSTEMS DEVELOPMENT MANAGER (807)	1	53.7871	9,323.10	111,877.22
CCMG	SYSTEMS DEVELOPMENT MANAGER (807)	2	56.5357	9,799.53	117,594.36
CCMG	SYSTEMS DEVELOPMENT MANAGER (807)	3	59.4243	10,300.20	123,602.44
CCMG	SYSTEMS DEVELOPMENT MANAGER (807)	4	62.4598	10,826.36	129,916.28
CCMG	SYSTEMS DEVELOPMENT MANAGER (807)	5	65.6523	11,379.72	136,556.68
CCMG	SYSTEMS SUPPORT MANAGER (825)	1	59.1658	10,255.40	123,064.76

**Note:** For FIRE job titles, the printed hourly rates are for 40-hour employees. To determine the hourly rates for 56-hour employees, divide the annual rate by 2912. (Titles with two codes in parentheses indicate they are 40-hour & 56-hour positions. The first code is for 40-hr, the second one for 56-hr.)

Group	Title	Step	Hourly Rate	Monthly Rate	Annual Rate
CCMG	SYSTEMS SUPPORT MANAGER (825)	2	62.1892	10,779.47	129,353.64
CCMG	SYSTEMS SUPPORT MANAGER (825)	3	65.3667	11,330.24	135,962.84
CCMG	SYSTEMS SUPPORT MANAGER (825)	4	68.7058	11,909.00	142,907.96
CCMG	SYSTEMS SUPPORT MANAGER (825)	5	72.2175	12,517.70	150,212.40
CCMG	TECHNICAL SERVICES MANAGER (808)	1	59.1658	10,255.40	123,064.76
CCMG	TECHNICAL SERVICES MANAGER (808)	2	62.1892	10,779.47	129,353.64
CCMG	TECHNICAL SERVICES MANAGER (808)	3	65.3667	11,330.24	135,962.84
CCMG	TECHNICAL SERVICES MANAGER (808)	4	68.7058	11,909.00	142,907.96
CCMG	TECHNICAL SERVICES MANAGER (808)	5	72.2175	12,517.70	150,212.40
CCMG	TRAFFIC ENGINEERING MGR (822)	1	47.4867	8,231.04	98,772.44
CCMG	TRAFFIC ENGINEERING MGR (822)	2	49.9135	8,651.67	103,820.08
CCMG	TRAFFIC ENGINEERING MGR (822)	3	52.4641	9,093.78	109,125.38
CCMG	TRAFFIC ENGINEERING MGR (822)	4	55.1451	9,558.49	114,701.86
CCMG	TRAFFIC ENGINEERING MGR (822)	5	57.9625	10,046.83	120,562.00
CCMG	TRANSIT OPERATIONS ANALYST (704)	1	38.1358	6,610.20	79,322.36
CCMG	TRANSIT OPERATIONS ANALYST (704)	2	40.0848	6,948.02	83,376.28
CCMG	TRANSIT OPERATIONS ANALYST (704)	3	42.1328	7,303.01	87,636.12
CCMG	TRANSIT OPERATIONS ANALYST (704)	4	44.2857	7,676.20	92,114.36
CCMG	TRANSIT OPERATIONS ANALYST (704)	5	46.5482	8,068.36	96,820.36
CCMG	TRANSIT OPERATIONS MANAGER (812)	1	55.4191	9,605.98	115,271.78
CCMG	TRANSIT OPERATIONS MANAGER (812)	2	58.2504	10,096.73	121,160.78
CCMG	TRANSIT OPERATIONS MANAGER (812)	3	61.2263	10,612.55	127,350.60
CCMG	TRANSIT OPERATIONS MANAGER (812)	4	64.3550	11,154.87	133,858.40
CCMG	TRANSIT OPERATIONS MANAGER (812)	5	67.6446	11,725.07	140,700.82
CCMG	TRANSIT PLANNING MANAGER (829)	1	55.4191	9,605.98	115,271.78
CCMG	TRANSIT PLANNING MANAGER (829)	2	58.2504	10,096.73	121,160.78
CCMG	TRANSIT PLANNING MANAGER (829)	3	61.2263	10,612.55	127,350.60
CCMG	TRANSIT PLANNING MANAGER (829)	4	64.3550	11,154.87	133,858.40
CCMG	TRANSIT PLANNING MANAGER (829)	5	67.6446	11,725.07	140,700.82
CCMG	TRFC ENG ANALYST (723)	1	42.1328	7,303.01	87,636.12
CCMG	TRFC ENG ANALYST (723)	2	44.2857	7,676.20	92,114.36
CCMG	TRFC ENG ANALYST (723)	3	46.5482	8,068.36	96,820.36
CCMG	TRFC ENG ANALYST (723)	4	48.9275	8,480.77	101,769.20
CCMG	TRFC ENG ANALYST (723)	5	51.4277	8,914.14	106,969.72

**Note:** For FIRE job titles, the printed hourly rates are for 40-hour employees. To determine the hourly rates for 56-hour employees, divide the annual rate by 2912. (Titles with two codes in parentheses indicate they are 40-hour & 56-hour positions. The first code is for 40-hr, the second one for 56-hr.)

Group	Title	Step	Hourly Rate	Monthly Rate	Annual Rate
CNCL	COUNCIL MEMBER (001)	1	27.9870	485.12	5,821.40

**Note:** For FIRE job titles, the printed hourly rates are for 40-hour employees. To determine the hourly rates for 56-hour employees, divide the annual rate by 2912. (Titles with two codes in parentheses indicate they are 40-hour & 56-hour positions. The first code is for 40-hr, the second one for 56-hr.)

Group	Title	Step	Hourly Rate	Monthly Rate	Annual Rate
EXEC	ADMIN SERVICES DIRECTOR (911)	1	84.1041	14,578.05	174,936.58
EXEC	ADMIN SERVICES DIRECTOR (911)	2	88.3997	15,322.62	183,871.48
EXEC	ADMIN SERVICES DIRECTOR (911)	3	92.9176	16,105.72	193,268.66
EXEC	ADMIN SERVICES DIRECTOR (911)	4	97.6647	16,928.56	203,142.68
EXEC	ADMIN SERVICES DIRECTOR (911)	5	102.6572	17,793.92	213,527.08
EXEC	ASSISTANT CITY MANAGER (908)	1	90.7558	15,731.00	188,771.96
EXEC	ASSISTANT CITY MANAGER (908)	2	95.3939	16,534.94	198,419.26
EXEC	ASSISTANT CITY MANAGER (908)	3	100.2676	17,379.72	208,556.66
EXEC	ASSISTANT CITY MANAGER (908)	4	105.3918	18,267.90	219,214.84
EXEC	ASSISTANT CITY MANAGER (908)	5	110.7769	19,201.33	230,415.90
EXEC	ASSTANT TO CITY MANAGER (900)	1	55.9739	9,702.14	116,425.66
EXEC	ASSTANT TO CITY MANAGER (900)	2	58.8343	10,197.94	122,375.24
EXEC	ASSTANT TO CITY MANAGER (900)	3	61.8406	10,719.04	128,628.50
EXEC	ASSTANT TO CITY MANAGER (900)	4	65.0007	11,266.80	135,201.56
EXEC	ASSTANT TO CITY MANAGER (900)	5	68.3217	11,842.44	142,109.24
EXEC	CHIEF FINANCIAL OFFICER (907)	1	87.2194	15,118.03	181,416.30
EXEC	CHIEF FINANCIAL OFFICER (907)	2	91.6769	15,890.66	190,687.90
EXEC	CHIEF FINANCIAL OFFICER (907)	3	96.3605	16,702.49	200,429.84
EXEC	CHIEF FINANCIAL OFFICER (907)	4	101.2854	17,556.13	210,673.58
EXEC	CHIEF FINANCIAL OFFICER (907)	5	106.4610	18,453.24	221,438.88
EXEC	CHIEF INFO OFFICER (905)	1	78.9444	13,683.69	164,204.30
EXEC	CHIEF INFO OFFICER (905)	2	82.9775	14,382.77	172,593.20
EXEC	CHIEF INFO OFFICER (905)	3	87.2194	15,118.03	181,416.30
EXEC	CHIEF INFO OFFICER (905)	4	91.6769	15,890.66	190,687.90
EXEC	CHIEF INFO OFFICER (905)	5	96.3605	16,702.49	200,429.84
EXEC	CITY ATTORNEY (909)	1	104.2931	18,077.48	216,929.70
EXEC	CITY ATTORNEY (909)	2	109.6223	19,001.19	228,014.28
EXEC	CITY ATTORNEY (909)	3	115.2242	19,972.20	239,666.44
EXEC	CITY ATTORNEY (909)	4	121.1124	20,992.81	251,913.74
EXEC	CITY ATTORNEY (909)	5	127.3012	22,065.55	264,786.60
EXEC	CITY MANAGER (910)	1	113.0342	19,592.60	235,111.24
EXEC	CITY MANAGER (910)	2	118.8088	20,593.52	247,122.20
EXEC	CITY MANAGER (910)	3	124.8808	21,646.00	259,751.96
EXEC	CITY MANAGER (910)	4	131.2627	22,752.21	273,026.52
EXEC	CITY MANAGER (910)	5	137.9699	23,914.78	286,977.34
EXEC	COMMUNITY DEVOPMENT DIRECTOR (904)	1	78.1622	13,548.12	162,577.48
EXEC	COMMUNITY DEVOPMENT DIRECTOR (904)	2	82.1555	14,240.29	170,883.44
EXEC	COMMUNITY DEVOPMENT DIRECTOR (904)	3	86.3563	14,968.42	179,621.00
EXEC	COMMUNITY DEVOPMENT DIRECTOR (904)	4	90.7689	15,733.27	188,799.26
EXEC	COMMUNITY DEVOPMENT DIRECTOR (904)	5	95.4075	16,537.30	198,447.60
EXEC	HUMAN RESOURCES DIRECTOR (902)	1	78.6019	13,624.33	163,491.90

**Note:** For FIRE job titles, the printed hourly rates are for 40-hour employees. To determine the hourly rates for 56-hour employees, divide the annual rate by 2912. (Titles with two codes in parentheses indicate they are 40-hour & 56-hour positions. The first code is for 40-hr, the second one for 56-hr.)

Group	Title	Step	Hourly Rate	Monthly Rate	Annual Rate
EXEC	HUMAN RESOURCES DIRECTOR (902)	2	82.6164	14,320.17	171,842.06
EXEC	HUMAN RESOURCES DIRECTOR (902)	3	86.8389	15,052.07	180,624.86
EXEC	HUMAN RESOURCES DIRECTOR (902)	4	91.2753	15,821.04	189,852.52
EXEC	HUMAN RESOURCES DIRECTOR (902)	5	95.9414	16,629.84	199,558.06
EXEC	PRCS DIRECTOR (901)	1	73.2336	12,693.83	152,325.94
EXEC	PRCS DIRECTOR (901)	2	76.9748	13,342.29	160,107.48
EXEC	PRCS DIRECTOR (901)	3	80.9082	14,024.10	168,289.16
EXEC	PRCS DIRECTOR (901)	4	85.0444	14,741.03	176,892.30
EXEC	PRCS DIRECTOR (901)	5	89.3895	15,494.18	185,930.16
EXEC	PUBLIC WORKS DIRECTOR (906)	1	82.9775	14,382.77	172,593.20
EXEC	PUBLIC WORKS DIRECTOR (906)	2	87.2194	15,118.03	181,416.30
EXEC	PUBLIC WORKS DIRECTOR (906)	3	91.6769	15,890.66	190,687.90
EXEC	PUBLIC WORKS DIRECTOR (906)	4	96.3605	16,702.49	200,429.84
EXEC	PUBLIC WORKS DIRECTOR (906)	5	101.2854	17,556.13	210,673.58
EXEC	TRANSPORTATION DIRECTOR (903)	1	78.8944	13,675.03	164,100.30
EXEC	TRANSPORTATION DIRECTOR (903)	2	82.9253	14,373.71	172,484.52
EXEC	TRANSPORTATION DIRECTOR (903)	3	87.1622	15,108.12	181,297.48
EXEC	TRANSPORTATION DIRECTOR (903)	4	91.6160	15,880.11	190,561.28
EXEC	TRANSPORTATION DIRECTOR (903)	5	96.2982	16,691.70	200,300.36

# EXHIBIT A

**Note:** For FIRE job titles, the printed hourly rates are for 40-hour employees. To determine the hourly rates for 56-hour employees, divide the annual rate by 2912. (Titles with two codes in parentheses indicate they are 40-hour & 56-hour positions. The first code is for 40-hr, the second one for 56-hr.)

Group	Title	Step	Hourly Rate	Monthly Rate	Annual Rate
FIRE	FIRE CAPTAIN (504/505)	1	60.7845	10,535.98	126,431.75
FIRE	FIRE ENGINEER (502/503)	1	52.8560	9,161.72	109,940.59
FIRE	FIREFIGHTER (500/501)	0	31.6514	5,486.24	65,834.84
FIRE	FIREFIGHTER (500/501)	1	35.3128	6,120.87	73,450.49
FIRE	FIREFIGHTER (500/501)	2	36.2069	6,275.86	75,310.26
FIRE	FIREFIGHTER (500/501)	3	39.5475	6,854.90	82,258.75
FIRE	FIREFIGHTER (500/501)	4	41.7776	7,241.45	86,897.37
FIRE	FIREFIGHTER (500/501)	5	44.1398	7,650.89	91,810.65
FIRE	FIREFIGHTER (500/501)	6	45.9618	7,966.71	95,600.53

# EXHIBIT A

**Note:** For FIRE job titles, the printed hourly rates are for 40-hour employees. To determine the hourly rates for 56-hour employees, divide the annual rate by 2912. (Titles with two codes in parentheses indicate they are 40-hour & 56-hour positions. The first code is for 40-hr, the second one for 56-hr.)

Group	Title	Step	Hourly Rate	Monthly Rate	Annual Rate
FMGT	ASST FIRE CHIEF (509)	1	86.0481	14,915.01	178,980.16
FMGT	BATTALION CHIEF (506/507)	1	71.2610	12,351.90	148,222.84
FMGT	FIRE CHIEF (510)	1	99.9451	17,323.83	207,885.92
FMGT	FIRE MARSHAL (508)	1	81.9506	14,204.77	170,457.29

**Note:** For FIRE job titles, the printed hourly rates are for 40-hour employees. To determine the hourly rates for 56-hour employees, divide the annual rate by 2912. (Titles with two codes in parentheses indicate they are 40-hour & 56-hour positions. The first code is for 40-hr, the second one for 56-hr.)

Group	Title	Step	Hourly Rate	Monthly Rate	Annual Rate
NBNE	ADMIN INTERN (107)	1	15.6279	0.00	0.00
NBNE	ADMIN INTERN (107)	2	16.4093	0.00	0.00
NBNE	ADMIN INTERN (107)	3	17.2298	0.00	0.00
NBNE	AMBULANCE OPERATOR (116)	1	16.5375	0.00	0.00
NBNE	AMBULANCE OPERATOR (116)	2	17.3644	0.00	0.00
NBNE	AMBULANCE OPERATOR (116)	3	18.2326	0.00	0.00
NBNE	BUS OPERATOR TRAINEE (106)	1	19.1008	0.00	0.00
NBNE	CASHIER PLUNGE (101)	1	12.0393	0.00	0.00
NBNE	CASHIER PLUNGE (101)	2	12.6413	0.00	0.00
NBNE	CASHIER PLUNGE (101)	3	13.2733	0.00	0.00
NBNE	CONTRACT EMPLOYEE (199)	1	20.0000	0.00	0.00
NBNE	CONTRACT EMPLOYEE (199)	2	30.0000	0.00	0.00
NBNE	CONTRACT EMPLOYEE (199)	3	40.0000	0.00	0.00
NBNE	CONTRACT EMPLOYEE (199)	4	50.0000	0.00	0.00
NBNE	CONTRACT EMPLOYEE (199)	5	60.0000	0.00	0.00
NBNE	CONTRACT EMPLOYEE (199)	6	70.0000	0.00	0.00
NBNE	CONTRACT EMPLOYEE (199)	7	80.0000	0.00	0.00
NBNE	CONTRACT EMPLOYEE (199)	8	90.0000	0.00	0.00
NBNE	CONTRACT EMPLOYEE (199)	9	100.0000	0.00	0.00
NBNE	CONTRACT EMPLOYEE (199)	10	110.0000	0.00	0.00
NBNE	CONTRACT EMPLOYEE (199)	11	120.0000	0.00	0.00
NBNE	CONTRACT EMPLOYEE (199)	12	130.0000	0.00	0.00
NBNE	CROSSING GUARD (104)	1	15.2807	0.00	0.00
NBNE	GIS INTERN (111)	1	17.3644	0.00	0.00
NBNE	GIS INTERN (111)	2	18.2326	0.00	0.00
NBNE	GIS INTERN (111)	3	19.1442	0.00	0.00
NBNE	INSTRCTR/PPL/DISABILITIES (115)	1	23.8471	0.00	0.00
NBNE	LIFEGUARD (108)	1	16.8042	0.00	0.00
NBNE	LIFEGUARD (108)	2	17.5914	0.00	0.00
NBNE	LIFEGUARD (108)	3	18.4179	0.00	0.00
NBNE	LIFEGUARD SWIM INSTRUCTOR NB (110)	1	18.1934	0.00	0.00
NBNE	LIFEGUARD SWIM INSTRUCTOR NB (110)	2	19.0500	0.00	0.00
NBNE	LIFEGUARD SWIM INSTRUCTOR NB (110)	3	19.9495	0.00	0.00
NBNE	POOL MANAGER (113)	1	25.4203	0.00	0.00
NBNE	POOL MANAGER (113)	2	26.3405	0.00	0.00
NBNE	POOL MANAGER (113)	3	27.3068	0.00	0.00
NBNE	RECREATION LEADER I (103)	1	12.3866	0.00	0.00
NBNE	RECREATION LEADER I (103)	2	13.0059	0.00	0.00
NBNE	RECREATION LEADER I (103)	3	13.6562	0.00	0.00



### EXHIBIT A

**Note:** For FIRE job titles, the printed hourly rates are for 40-hour employees. To determine the hourly rates for 56-hour employees, divide the annual rate by 2912. (Titles with two codes in parentheses indicate they are 40-hour & 56-hour positions. The first code is for 40-hr, the second one for 56-hr.)

Group	Title	Step	Hourly Rate	Monthly Rate	Annual Rate
NBNE	RECREATION LEADER II (109)	1	15.8595	0.00	0.00
NBNE	RECREATION LEADER II (109)	2	16.6524	0.00	0.00
NBNE	RECREATION LEADER II (109)	3	17.4851	0.00	0.00
NBNE	RECREATION SPECIALIST (114)	1	20.0269	0.00	0.00
NBNE	RECREATION SPECIALIST (114)	2	21.0283	0.00	0.00
NBNE	RECREATION SPECIALIST (114)	3	22.0797	0.00	0.00
NBNE	SR RECREATION LEADER (112)	1	17.8274	0.00	0.00
NBNE	SR RECREATION LEADER (112)	2	18.7188	0.00	0.00
NBNE	SR RECREATION LEADER (112)	3	19.6547	0.00	0.00
NBNE	STUDENT WORKER I (100)	1	12.0000	0.00	0.00
NBNE	STUDENT WORKER I (100)	2	12.6000	0.00	0.00
NBNE	STUDENT WORKER I (100)	3	13.2300	0.00	0.00
NBNE	STUDENT WORKER II (102)	1	12.6000	0.00	0.00
NBNE	STUDENT WORKER II (102)	2	13.2300	0.00	0.00
NBNE	STUDENT WORKER II (102)	3	13.8915	0.00	0.00
NBNE	STUDENT WORKER III (105)	1	15.7437	0.00	0.00
NBNE	STUDENT WORKER III (105)	2	16.5309	0.00	0.00
NBNE	STUDENT WORKER III (105)	3	17.3574	0.00	0.00

# EXHIBIT A

**Note:** For FIRE job titles, the printed hourly rates are for 40-hour employees. To determine the hourly rates for 56-hour employees, divide the annual rate by 2912. (Titles with two codes in parentheses indicate they are 40-hour & 56-hour positions. The first code is for 40-hr, the second one for 56-hr.)

Group	Title	Step	Hourly Rate	Monthly Rate	Annual Rate
PMGT	ASSISTANT CHIEF (605)	1	97.4787	16,896.32	202,755.80
PMGT	POLICE CAPTAIN (604)	1	84.3943	14,628.34	175,540.04
PMGT	POLICE CHIEF (606)	1	112.1008	19,430.80	233,169.56
PMGT	POLICE LIEUTENANT (603)	1	67.3288	11,670.32	140,043.80

# EXHIBIT A

**Note:** For FIRE job titles, the printed hourly rates are for 40-hour employees. To determine the hourly rates for 56-hour employees, divide the annual rate by 2912. (Titles with two codes in parentheses indicate they are 40-hour & 56-hour positions. The first code is for 40-hr, the second one for 56-hr.)

Group	Title	Step	Hourly Rate	Monthly Rate	Annual Rate
POLC	POLICE OFFICER (601)	1	36.7072	6,362.59	76,351.08
POLC	POLICE OFFICER (601)	2	37.8254	6,556.40	78,676.78
POLC	POLICE OFFICER (601)	3	40.5133	7,022.30	84,267.56
POLC	POLICE OFFICER (601)	4	41.5344	7,199.29	86,391.50
POLC	POLICE OFFICER (601)	5	42.7882	7,416.63	88,999.56
POLC	POLICE OFFICER (601)	6	44.2105	7,663.15	91,957.84
POLC	POLICE OFFICER (601)	7	45.5599	7,897.05	94,764.54
POLC	POLICE OFFICER (601)	8	46.7104	8,096.47	97,157.58
POLC	POLICE OFFICER (601)	9	47.9915	8,318.53	99,822.32
POLC	POLICE SERGEANT (602)	1	55.2778	9,581.48	114,977.72

**Note:** For FIRE job titles, the printed hourly rates are for 40-hour employees. To determine the hourly rates for 56-hour employees, divide the annual rate by 2912. (Titles with two codes in parentheses indicate they are 40-hour & 56-hour positions. The first code is for 40-hr, the second one for 56-hr.)

Group	Title	Step	Hourly Rate	Monthly Rate	Annual Rate
POLR	POLICE RECRUIT (600)	1	36.7072	6,362.59	76,351.08

1  
2  
3  
4  
5  
6  
7  
8  
9  
10  
11  
12  
13  
14  
15  
16  
17  
18  
19  
20  
21  
22  
23  
24  
25  
26  
27  
28

**RESOLUTION NO. 2019-077**

A RESOLUTION OF THE CITY COUNCIL OF THE CITY OF CULVER CITY, CALIFORNIA, ADOPTING THE CLASSIFICATION AND SALARY PLAN FOR POLICE SAFETY EMPLOYEES RETROACTIVE TO SEPTEMBER 1, 2019.

WHEREAS, pursuant to the Salary Initiative Ordinance adopted by the electors of the City of Culver City on August 11, 1953 and amended on November 2, 1982, salary adjustments are required for certain safety employees; and,

WHEREAS, in accordance with the Salary Initiative Ordinance, as amended, various changes were made to the salaries and benefits paid to police safety employees retroactive to September 1, 2019.

NOW, THEREFORE, the City Council of the City of Culver City, DOES RESOLVE as follows:

1. The Classification and Salary Plan, attached hereto as Exhibit "A" and incorporated herein by this reference, is hereby adopted retroactive to September 1, 2019.

2. The Classification and Salary Plan, attached hereto as Exhibit "A" shall supersede and replace all previously adopted salary plans for fire safety employees.

///

///

///


///

///



///

1  
2 3. The City Manager and Chief Financial Officer are hereby authorized to  
3 adjust and pay salaries of the City employees in accordance with the Classification and  
4 Salary Plan adopted and approved by this Resolution, retroactive to September 1, 2019.  
5

6 APPROVED and ADOPTED this 14th day of October 2019.  
7

8  
9   
10 \_\_\_\_\_  
11 MEGHAN SAHLI-WELLS, Mayor  
12 City of Culver City, California

13 ATTEST:  
14   
15 \_\_\_\_\_  
16 JEREMY GREEN  
17 City Clerk

18 APPROVED AS TO FORM:  
19   
20 \_\_\_\_\_  
21 CAROL A. SCHWAB  
22 City Attorney  
23 

24 A19-00757  
25  
26  
27  
28

## Salary Schedule Effective Date 09/01/2019

**Note:** For FIRE job titles, the printed hourly rates are for 40-hour employees. To determine the hourly rates for 56-hour employees, divide the annual rate by 2912. (Titles with two codes in parentheses indicate they are 40-hour & 56-hour positions. The first code is for 40-hr, the second one for 56-hr.)

Group	Title	Step	Hourly Rate	Monthly Rate	Annual Rate
PMGT	ASSISTANT CHIEF (605)	1	99.6720	17,276.48	207,317.76
PMGT	POLICE CAPTAIN (604)	1	86.2932	14,957.50	179,489.96
PMGT	POLICE CHIEF (606)	1	114.6231	19,868.01	238,416.10
PMGT	POLICE LIEUTENANT (603)	1	68.8437	11,932.92	143,195.00

**Salary Schedule**  
**Effective Date 09/01/2019**

**Note:** For FIRE job titles, the printed hourly rates are for 40-hour employees. To determine the hourly rates for 56-hour employees, divide the annual rate by 2912. (Titles with two codes in parentheses indicate they are 40-hour & 56-hour positions. The first code is for 40-hr, the second one for 56-hr.)

Group	Title	Step	Hourly Rate	Monthly Rate	Annual Rate
POLC	POLICE OFFICER (601)	1	37.5331	6,505.74	78,068.90
POLC	POLICE OFFICER (601)	2	38.6765	6,703.93	80,447.12
POLC	POLICE OFFICER (601)	3	41.4248	7,180.29	86,163.48
POLC	POLICE OFFICER (601)	4	42.4689	7,361.27	88,335.26
POLC	POLICE OFFICER (601)	5	43.7509	7,583.49	91,001.82
POLC	POLICE OFFICER (601)	6	45.2052	7,835.58	94,026.92
POLC	POLICE OFFICER (601)	7	46.5850	8,074.73	96,896.80
POLC	POLICE OFFICER (601)	8	47.7614	8,278.64	99,343.66
POLC	POLICE OFFICER (601)	9	49.0713	8,505.68	102,068.20
POLC	POLICE SERGEANT (602)	1	56.5216	9,797.08	117,564.98



**Salary Schedule**  
**Effective Date 09/01/2019**

**Note:** For FIRE job titles, the printed hourly rates are for 40-hour employees. To determine the hourly rates for 56-hour employees, divide the annual rate by 2912. (Titles with two codes in parentheses indicate they are 40-hour & 56-hour positions. The first code is for 40-hr, the second one for 56-hr.)

Group	Title	Step	Hourly Rate	Monthly Rate	Annual Rate
POLR	POLICE RECRUIT (600)	1	37.5331	6,505.74	78,068.90

1  
2  
3  
4  
5  
6  
7  
8  
9  
10  
11  
12  
13  
14  
15  
16  
17  
18  
19  
20  
21  
22  
23  
24  
25  
26  
27  
28


**RESOLUTION NO. 2019-R 080**

A RESOLUTION OF THE CITY COUNCIL OF THE CITY OF  
CULVER CITY, CALIFORNIA, ADOPTING THE  
CLASSIFICATION AND SALARY PLAN FOR CITY  
EMPLOYEES EFFECTIVE OCTOBER 28, 2019.

NOW, THEREFORE, the City Council of the City of Culver City, DOES  
RESOLVE as follows:

1. The Classification and Salary Plan, attached hereto as Exhibit "A" and incorporated herein by this reference, is hereby adopted effective October 28, 2019.
2. The Classification and Salary Plan, attached hereto as Exhibit "A" shall supersede and replace all previously adopted salary plans for City employees.
3. The City Manager and Chief Financial Officer are hereby authorized to adjust and pay salaries of the City employees in accordance with the Classification and Salary Plan adopted and approved by this Resolution, effective October 28, 2019.

APPROVED and ADOPTED this 28th day of October 2019.




MEGHAN SAHLI-WELLS, Mayor  
City of Culver City, California

ATTEST:

  
JEREMY GREEN  
City Clerk

A TRUE AND CORRECT COPY AS TO FORM

  
CAROL A. SCHWAB  
City Attorney

# Culver CITY

## Salary Schedule

### Effective Date 10/28/2019

**Note:** For FIRE job titles, the printed hourly rates are for 40-hour employees. To determine the hourly rates for 56-hour employees, divide the annual rate by 2912. (Titles with two codes in parentheses indicate they are 40-hour & 56-hour positions. The first code is for 40-hr, the second one for 56-hr.)

Group	Title	Step	Hourly Rate	Monthly Rate	Annual Rate
CCEA	ACCOUNT CLERK (205)	1	21.7419	3,768.59	45,223.10
CCEA	ACCOUNT CLERK (205)	2	22.8539	3,961.34	47,536.06
CCEA	ACCOUNT CLERK (205)	3	24.0218	4,163.77	49,965.24
CCEA	ACCOUNT CLERK (205)	4	25.2503	4,376.71	52,520.52
CCEA	ACCOUNT CLERK (205)	5	26.5428	4,600.74	55,208.92
CCEA	ACCOUNT CLERK-REG PT (205R)	1	21.7419	3,768.59	45,223.10
CCEA	ACCOUNT CLERK-REG PT (205R)	2	22.8539	3,961.34	47,536.06
CCEA	ACCOUNT CLERK-REG PT (205R)	3	24.0218	4,163.77	49,965.24
CCEA	ACCOUNTANT (419)	1	32.1962	5,580.68	66,968.20
CCEA	ACCOUNTANT (419)	2	33.8408	5,865.73	70,388.76
CCEA	ACCOUNTANT (419)	3	35.5700	6,165.47	73,985.60
CCEA	ACCOUNTANT (419)	4	37.3881	6,480.61	77,767.30
CCEA	ACCOUNTANT (419)	5	39.2987	6,811.78	81,741.40
CCEA	ACCOUNTANT II (428)	1	35.2166	6,104.22	73,250.58
CCEA	ACCOUNTANT II (428)	2	37.0165	6,416.19	76,994.32
CCEA	ACCOUNTANT II (428)	3	38.9078	6,744.01	80,928.12
CCEA	ACCOUNTANT II (428)	4	40.8963	7,088.68	85,064.20
CCEA	ACCOUNTANT II (428)	5	42.9866	7,451.02	89,412.18
CCEA	ACCOUNTING TECHNICIAN (223)	1	26.4102	4,577.78	54,933.32
CCEA	ACCOUNTING TECHNICIAN (223)	2	27.7359	4,807.55	57,690.62
CCEA	ACCOUNTING TECHNICIAN (223)	3	29.1415	5,051.19	60,614.32
CCEA	ACCOUNTING TECHNICIAN (223)	4	30.6307	5,309.33	63,711.96
CCEA	ACCOUNTING TECHNICIAN (223)	5	32.1962	5,580.68	66,968.20
CCEA	ADMIN CLERK (207)	1	21.5258	3,731.13	44,773.56
CCEA	ADMIN CLERK (207)	2	22.6265	3,921.93	47,063.12
CCEA	ADMIN CLERK (207)	3	23.7828	4,122.34	49,468.12
CCEA	ADMIN CLERK (207)	4	24.9990	4,333.16	51,997.92
CCEA	ADMIN CLERK (207)	5	26.2788	4,554.98	54,659.80
CCEA	ADMIN CLERK-REG PT (207R)	1	21.5258	3,731.13	44,773.56
CCEA	ADMIN CLERK-REG PT (207R)	2	22.6265	3,921.93	47,063.12
CCEA	ADMIN CLERK-REG PT (207R)	3	23.7828	4,122.34	49,468.12
CCEA	ADMIN SECRETARY (222)	1	26.2788	4,554.98	54,659.80
CCEA	ADMIN SECRETARY (222)	2	27.5998	4,783.96	57,407.48
CCEA	ADMIN SECRETARY (222)	3	28.9965	5,026.06	60,312.72
CCEA	ADMIN SECRETARY (222)	4	30.4788	5,282.98	63,395.80
CCEA	ADMIN SECRETARY (222)	5	32.0351	5,552.76	66,633.06
CCEA	ANIMAL SERVICES OFFICER (307)	1	24.9990	4,333.16	51,997.92
CCEA	ANIMAL SERVICES OFFICER (307)	2	26.2788	4,554.98	54,659.80
CCEA	ANIMAL SERVICES OFFICER (307)	3	27.5998	4,783.96	57,407.48
CCEA	ANIMAL SERVICES OFFICER (307)	4	28.9965	5,026.06	60,312.72
CCEA	ANIMAL SERVICES OFFICER (307)	5	30.4788	5,282.98	63,395.80

# Culver CITY

## Salary Schedule

Effective Date 10/28/2019

Group	Title	Step	Hourly Rate	Monthly Rate	Annual Rate
CCEA	ASSISTANT ENGINEER (425)	1	34.8464	6,040.04	72,480.46
CCEA	ASSISTANT ENGINEER (425)	2	36.6269	6,348.66	76,183.90
CCEA	ASSISTANT ENGINEER (425)	3	38.4977	6,672.94	80,075.32
CCEA	ASSISTANT ENGINEER (425)	4	40.4656	7,014.04	84,168.50
CCEA	ASSISTANT ENGINEER (425)	5	42.5329	7,372.37	88,468.38
CCEA	ASSISTANT PLANNER (420)	1	32.5185	5,636.54	67,638.48
CCEA	ASSISTANT PLANNER (420)	2	34.1801	5,924.56	71,094.66
CCEA	ASSISTANT PLANNER (420)	3	35.9263	6,227.22	74,726.60
CCEA	ASSISTANT PLANNER (420)	4	37.7629	6,545.57	78,546.78
CCEA	ASSISTANT PLANNER (420)	5	39.6918	6,879.90	82,558.84
CCEA	ASSOC ANL Y-RATE (495)	1	37.2420	6,455.28	77,463.36
CCEA	ASSOCIATE ANALYST (415)	1	31.5598	5,470.36	65,644.28
CCEA	ASSOCIATE ANALYST (415)	2	33.1722	5,749.86	68,998.28
CCEA	ASSOCIATE ANALYST (415)	3	34.8681	6,043.81	72,525.70
CCEA	ASSOCIATE ANALYST (415)	4	36.6497	6,352.62	76,231.48
CCEA	ASSOCIATE ANALYST (415)	5	38.5217	6,677.10	80,125.24
CCEA	ASSOCIATE ENGINEER (439)	1	41.6954	7,227.20	86,726.38
CCEA	ASSOCIATE ENGINEER (439)	2	43.8254	7,596.40	91,156.78
CCEA	ASSOCIATE ENGINEER (439)	3	46.0653	7,984.64	95,815.72
CCEA	ASSOCIATE ENGINEER (439)	4	48.4183	8,392.50	100,709.96
CCEA	ASSOCIATE ENGINEER (439)	5	50.8937	8,821.58	105,859.00
CCEA	ASSOCIATE PLANNER (431)	1	37.3881	6,480.61	77,767.30
CCEA	ASSOCIATE PLANNER (431)	2	39.2987	6,811.78	81,741.40
CCEA	ASSOCIATE PLANNER (431)	3	41.3067	7,159.84	85,918.04
CCEA	ASSOCIATE PLANNER (431)	4	43.4173	7,525.66	90,307.88
CCEA	ASSOCIATE PLANNER (431)	5	45.6356	7,910.18	94,922.10
CCEA	AUDIO VISUAL OP/ANALYST-REG PT (455R)	1	39.2987	6,811.78	81,741.40
CCEA	AUDIO VISUAL OP/ANALYST-REG PT (455R)	2	41.3067	7,159.84	85,918.04
CCEA	AUDIO VISUAL OP/ANALYST-REG PT (455R)	3	43.4173	7,525.66	90,307.88
CCEA	AUTOMATED ENFORCEMENT TECH (219)	1	24.9990	4,333.16	51,997.92
CCEA	AUTOMATED ENFORCEMENT TECH (219)	2	26.2788	4,554.98	54,659.80
CCEA	AUTOMATED ENFORCEMENT TECH (219)	3	27.5998	4,783.96	57,407.48
CCEA	AUTOMATED ENFORCEMENT TECH (219)	4	28.9965	5,026.06	60,312.72
CCEA	AUTOMATED ENFORCEMENT TECH (219)	5	30.4788	5,282.98	63,395.80
CCEA	BICYCLE/PEDESTRIAN COORD (456)	1	41.6954	7,227.20	86,726.38
CCEA	BICYCLE/PEDESTRIAN COORD (456)	2	43.8254	7,596.40	91,156.78
CCEA	BICYCLE/PEDESTRIAN COORD (456)	3	46.0653	7,984.64	95,815.72
CCEA	BICYCLE/PEDESTRIAN COORD (456)	4	48.4183	8,392.50	100,709.96
CCEA	BICYCLE/PEDESTRIAN COORD (456)	5	50.8937	8,821.58	105,859.00
CCEA	BUILDING AND SAFETY INSPECTOR (327)	1	31.5598	5,470.36	65,644.28

# Culver CITY

## Salary Schedule

### Effective Date 10/28/2019

**Note:** For FIRE job titles, the printed hourly rates are for 40-hour employees. To determine the hourly rates for 56-hour employees, divide the annual rate by 2912. (Titles with two codes in parentheses indicate they are 40-hour & 56-hour positions. The first code is for 40-hr, the second one for 56-hr.)

Group	Title	Step	Hourly Rate	Monthly Rate	Annual Rate
CCEA	BUILDING AND SAFETY INSPECTOR (327)	2	33.1722	5,749.86	68,998.28
CCEA	BUILDING AND SAFETY INSPECTOR (327)	3	34.8681	6,043.81	72,525.70
CCEA	BUILDING AND SAFETY INSPECTOR (327)	4	36.6497	6,352.62	76,231.48
CCEA	BUILDING AND SAFETY INSPECTOR (327)	5	38.5217	6,677.10	80,125.24
CCEA	BUILDING ENGINEER (433)	1	38.9078	6,744.01	80,928.12
CCEA	BUILDING ENGINEER (433)	2	40.8963	7,088.68	85,064.20
CCEA	BUILDING ENGINEER (433)	3	42.9866	7,451.02	89,412.18
CCEA	BUILDING ENGINEER (433)	4	45.1830	7,831.72	93,980.64
CCEA	BUILDING ENGINEER (433)	5	47.4915	8,231.86	98,782.32
CCEA	BUS OPERATOR (305)	0	22.0699	3,825.45	45,905.34
CCEA	BUS OPERATOR (305)	1	24.3830	4,226.39	50,716.64
CCEA	BUS OPERATOR (305)	2	25.6308	4,442.66	53,311.96
CCEA	BUS OPERATOR (305)	3	26.9358	4,668.86	56,026.36
CCEA	BUS OPERATOR (305)	4	28.2833	4,902.43	58,829.16
CCEA	BUS OPERATOR (305)	5	29.7290	5,153.03	61,836.32
CCEA	BUS OPERATOR-REG PT (305R)	1	19.9741	3,462.18	41,546.18
CCEA	BUS OPERATOR-REG PT (305R)	2	20.9946	3,639.07	43,668.82
CCEA	BUS OPERATOR-REG PT (305R)	3	22.0699	3,825.45	45,905.34
CCEA	BUSINESS TAX INSPECTOR (224)	1	26.5428	4,600.74	55,208.92
CCEA	BUSINESS TAX INSPECTOR (224)	2	27.8718	4,831.10	57,973.24
CCEA	BUSINESS TAX INSPECTOR (224)	3	29.2866	5,076.35	60,916.18
CCEA	BUSINESS TAX INSPECTOR (224)	4	30.7836	5,335.83	64,029.94
CCEA	BUSINESS TAX INSPECTOR (224)	5	32.3563	5,608.42	67,301.00
CCEA	BUYER (434)	1	39.1033	6,777.90	81,334.76
CCEA	BUYER (434)	2	41.1011	7,124.20	85,490.34
CCEA	BUYER (434)	3	43.2015	7,488.26	89,859.12
CCEA	BUYER (434)	4	45.4093	7,870.94	94,451.24
CCEA	BUYER (434)	5	47.7291	8,273.05	99,276.58
CCEA	CEMENT FINISHER (314)	1	27.0663	4,691.48	56,297.80
CCEA	CEMENT FINISHER (314)	2	28.4239	4,926.81	59,121.66
CCEA	CEMENT FINISHER (314)	3	29.8764	5,178.57	62,142.86
CCEA	CEMENT FINISHER (314)	4	31.4032	5,443.23	65,318.76
CCEA	CEMENT FINISHER (314)	5	33.0077	5,721.34	68,656.12
CCEA	CITY CLERK SPECIALIST (452)	1	30.0250	5,204.33	62,452.00
CCEA	CITY CLERK SPECIALIST (452)	2	31.5598	5,470.36	65,644.28
CCEA	CITY CLERK SPECIALIST (452)	3	33.1722	5,749.86	68,998.28
CCEA	CITY CLERK SPECIALIST (452)	4	34.8681	6,043.81	72,525.70
CCEA	CITY CLERK SPECIALIST (452)	5	36.6497	6,352.62	76,231.48
CCEA	CLAIMS/SAFETY TECHNICIAN (402)	1	30.0250	5,204.33	62,452.00
CCEA	CLAIMS/SAFETY TECHNICIAN (402)	2	31.5598	5,470.36	65,644.28
CCEA	CLAIMS/SAFETY TECHNICIAN (402)	3	33.1722	5,749.86	68,998.28

# Culver CITY

## Salary Schedule

### Effective Date 10/28/2019

**Note:** For FIRE job titles, the printed hourly rates are for 40-hour employees. To determine the hourly rates for 56-hour employees, divide the annual rate by 2912. (Titles with two codes in parentheses indicate they are 40-hour & 56-hour positions. The first code is for 40-hr, the second one for 56-hr.)

Group	Title	Step	Hourly Rate	Monthly Rate	Annual Rate
CCEA	CLAIMS/SAFETY TECHNICIAN (402)	4	34.8681	6,043.81	72,525.70
CCEA	CLAIMS/SAFETY TECHNICIAN (402)	5	36.6497	6,352.62	76,231.48
CCEA	CLERK (200)	1	17.3644	3,009.83	36,117.90
CCEA	CLERK (200)	2	18.2519	3,163.66	37,963.90
CCEA	CLERK (200)	3	19.1854	3,325.47	39,905.58
CCEA	CLERK (200)	4	20.1672	3,495.66	41,947.88
CCEA	CLERK (200)	5	21.1971	3,674.17	44,090.02
CCEA	CLERK TYPIST (202)	1	18.5341	3,212.58	38,550.98
CCEA	CLERK TYPIST (202)	2	19.4826	3,376.99	40,523.86
CCEA	CLERK TYPIST (202)	3	20.4780	3,549.52	42,594.24
CCEA	CLERK TYPIST (202)	4	21.5258	3,731.13	44,773.56
CCEA	CLERK TYPIST (202)	5	22.6265	3,921.93	47,063.12
CCEA	CLERK TYPIST-REG PT (202R)	1	18.5341	3,212.58	38,550.98
CCEA	CLERK TYPIST-REG PT (202R)	2	19.4826	3,376.99	40,523.86
CCEA	CLERK TYPIST-REG PT (202R)	3	20.4780	3,549.52	42,594.24
CCEA	CLERK-REG PT (200R)	1	17.3644	3,009.83	36,117.90
CCEA	CLERK-REG PT (200R)	2	18.2519	3,163.66	37,963.90
CCEA	CLERK-REG PT (200R)	3	19.1854	3,325.47	39,905.58
CCEA	COACH CLEANER (231)	1	20.1738	3,496.78	41,961.40
CCEA	COACH CLEANER (231)	2	21.2058	3,675.66	44,107.96
CCEA	COACH CLEANER (231)	3	22.2905	3,863.69	46,364.24
CCEA	COACH CLEANER (231)	4	23.4297	4,061.16	48,733.88
CCEA	COACH CLEANER (231)	5	24.6274	4,268.75	51,224.94
CCEA	CODE ENFORCEMENT ANALYST (429)	1	36.2876	6,289.86	75,478.26
CCEA	CODE ENFORCEMENT ANALYST (429)	2	38.1412	6,611.15	79,333.80
CCEA	CODE ENFORCEMENT ANALYST (429)	3	40.0908	6,949.06	83,388.76
CCEA	CODE ENFORCEMENT ANALYST (429)	4	42.1388	7,304.05	87,648.60
CCEA	CODE ENFORCEMENT ANALYST (429)	5	44.2930	7,677.45	92,129.44
CCEA	CODE ENFORCEMENT OFFICER (228)	1	29.4293	5,101.07	61,212.84
CCEA	CODE ENFORCEMENT OFFICER (228)	2	30.9332	5,361.76	64,341.16
CCEA	CODE ENFORCEMENT OFFICER (228)	3	32.5138	5,635.72	67,628.60
CCEA	CODE ENFORCEMENT OFFICER (228)	4	34.1750	5,923.67	71,084.00
CCEA	CODE ENFORCEMENT OFFICER (228)	5	35.9209	6,226.29	74,715.42
CCEA	COMM SVCS OFFICER-REG PT (201R)	1	17.2838	2,995.85	35,950.20
CCEA	COMM SVCS OFFICER-REG PT (201R)	2	18.1672	3,148.99	37,787.88
CCEA	COMM SVCS OFFICER-REG PT (201R)	3	19.0963	3,310.02	39,720.20
CCEA	COMMUNICATION SUPERVISOR (453)	1	41.9629	7,273.57	87,282.78
CCEA	COMMUNICATION SUPERVISOR (453)	2	44.1083	7,645.43	91,745.16
CCEA	COMMUNICATION SUPERVISOR (453)	3	46.3619	8,036.06	96,432.70
CCEA	COMMUNICATION SUPERVISOR (453)	4	48.7299	8,446.51	101,358.14

# Culver CITY

## Salary Schedule

### Effective Date 10/28/2019

**Note:** For FIRE job titles, the printed hourly rates are for 40-hour employees. To determine the hourly rates for 56-hour employees, divide the annual rate by 2912. (Titles with two codes in parentheses indicate they are 40-hour & 56-hour positions. The first code is for 40-hr, the second one for 56-hr.)

Group	Title	Step	Hourly Rate	Monthly Rate	Annual Rate
CCEA	COMMUNICATION SUPERVISOR (453)	5	51.2209	8,878.29	106,539.42
CCEA	COMMUNICATIONS TECHNICIAN (333)	1	36.4895	6,324.85	75,898.16
CCEA	COMMUNICATIONS TECHNICIAN (333)	2	38.3550	6,648.20	79,778.40
CCEA	COMMUNICATIONS TECHNICIAN (333)	3	40.3147	6,987.89	83,854.68
CCEA	COMMUNICATIONS TECHNICIAN (333)	4	42.3738	7,344.78	88,137.40
CCEA	COMMUNICATIONS TECHNICIAN (333)	5	44.5398	7,720.22	92,642.68
CCEA	COMPUTER PROGRAMMER (422)	1	33.3378	5,778.54	69,342.52
CCEA	COMPUTER PROGRAMMER (422)	2	35.0418	6,073.90	72,886.84
CCEA	COMPUTER PROGRAMMER (422)	3	36.8326	6,384.32	76,611.86
CCEA	COMPUTER PROGRAMMER (422)	4	38.7148	6,710.56	80,526.68
CCEA	COMPUTER PROGRAMMER (422)	5	40.6930	7,053.45	84,641.44
CCEA	CUSTODIAN (203)	1	18.8141	3,261.12	39,133.38
CCEA	CUSTODIAN (203)	2	19.7752	3,427.71	41,132.52
CCEA	CUSTODIAN (203)	3	20.7866	3,603.02	43,236.18
CCEA	CUSTODIAN (203)	4	21.8503	3,787.38	45,448.52
CCEA	CUSTODIAN (203)	5	22.9670	3,980.95	47,771.36
CCEA	CUSTODIAN-REG PT (203R)	1	18.8141	3,261.12	39,133.38
CCEA	CUSTODIAN-REG PT (203R)	2	19.7752	3,427.71	41,132.52
CCEA	CUSTODIAN-REG PT (203R)	3	20.7866	3,603.02	43,236.18
CCEA	ELEC FLEET SVCS TECH (338)	1	31.4221	5,446.50	65,358.02
CCEA	ELEC FLEET SVCS TECH (338)	2	33.0274	5,724.75	68,696.94
CCEA	ELEC FLEET SVCS TECH (338)	3	34.7157	6,017.40	72,208.76
CCEA	ELEC FLEET SVCS TECH (338)	4	36.4895	6,324.85	75,898.16
CCEA	ELEC FLEET SVCS TECH (338)	5	38.3550	6,648.20	79,778.40
CCEA	ELECTRICAL MAINT CREWLEADER (337)	1	39.0618	6,770.70	81,248.44
CCEA	ELECTRICAL MAINT CREWLEADER (337)	2	41.0586	7,116.83	85,401.94
CCEA	ELECTRICAL MAINT CREWLEADER (337)	3	43.1562	7,480.42	89,765.00
CCEA	ELECTRICAL MAINT CREWLEADER (337)	4	45.3616	7,862.68	94,352.18
CCEA	ELECTRICAL MAINT CREWLEADER (337)	5	47.6798	8,264.49	99,173.88
CCEA	ENGINEERING DRAWING & DOC TECH (432)	1	37.3881	6,480.61	77,767.30
CCEA	ENGINEERING DRAWING & DOC TECH (432)	2	39.2987	6,811.78	81,741.40
CCEA	ENGINEERING DRAWING & DOC TECH (432)	3	41.3067	7,159.84	85,918.04
CCEA	ENGINEERING DRAWING & DOC TECH (432)	4	43.4173	7,525.66	90,307.88
CCEA	ENGINEERING DRAWING & DOC TECH (432)	5	45.6356	7,910.18	94,922.10
CCEA	ENGINEERING TECHNICIAN (406)	1	29.1415	5,051.19	60,614.32
CCEA	ENGINEERING TECHNICIAN (406)	2	30.6307	5,309.33	63,711.96
CCEA	ENGINEERING TECHNICIAN (406)	3	32.1962	5,580.68	66,968.20
CCEA	ENGINEERING TECHNICIAN (406)	4	33.8408	5,865.73	70,388.76
CCEA	ENGINEERING TECHNICIAN (406)	5	35.5700	6,165.47	73,985.60
CCEA	ENVIRONMENTAL COMPLIANCE INSP (451)	1	31.7174	5,497.68	65,972.14

# Culver CITY

## Salary Schedule

### Effective Date 10/28/2019

**Note:** For FIRE job titles, the printed hourly rates are for 40-hour employees. To determine the hourly rates for 56-hour employees, divide the annual rate by 2912. (Titles with two codes in parentheses indicate they are 40-hour & 56-hour positions. The first code is for 40-hr, the second one for 56-hr.)

Group	Title	Step	Hourly Rate	Monthly Rate	Annual Rate
CCEA	ENVIRONMENTAL COMPLIANCE INSP (451)	2	33.3378	5,778.54	69,342.52
CCEA	ENVIRONMENTAL COMPLIANCE INSP (451)	3	35.0418	6,073.90	72,886.84
CCEA	ENVIRONMENTAL COMPLIANCE INSP (451)	4	36.8326	6,384.32	76,611.86
CCEA	ENVIRONMENTAL COMPLIANCE INSP (451)	5	38.7148	6,710.56	80,526.68
CCEA	FACILITIES LEADWORKER (332)	1	33.1722	5,749.86	68,998.28
CCEA	FACILITIES LEADWORKER (332)	2	34.8681	6,043.81	72,525.70
CCEA	FACILITIES LEADWORKER (332)	3	36.6497	6,352.62	76,231.48
CCEA	FACILITIES LEADWORKER (332)	4	38.5217	6,677.10	80,125.24
CCEA	FACILITIES LEADWORKER (332)	5	40.4907	7,018.40	84,220.76
CCEA	FACILITIES MAINT CREW LEADER (322)	1	30.0250	5,204.33	62,452.00
CCEA	FACILITIES MAINT CREW LEADER (322)	2	31.5598	5,470.36	65,644.28
CCEA	FACILITIES MAINT CREW LEADER (322)	3	33.1722	5,749.86	68,998.28
CCEA	FACILITIES MAINT CREW LEADER (322)	4	34.8681	6,043.81	72,525.70
CCEA	FACILITIES MAINT CREW LEADER (322)	5	36.6497	6,352.62	76,231.48
CCEA	FACILITIES MAINTENANCE WORKER (303)	1	24.2618	4,205.37	50,464.44
CCEA	FACILITIES MAINTENANCE WORKER (303)	2	25.5027	4,420.48	53,045.72
CCEA	FACILITIES MAINTENANCE WORKER (303)	3	26.8079	4,646.70	55,760.38
CCEA	FACILITIES MAINTENANCE WORKER (303)	4	28.1451	4,878.49	58,541.86
CCEA	FACILITIES MAINTENANCE WORKER (303)	5	29.5804	5,127.27	61,527.18
CCEA	FIRE PREVENTION SPECIALIST (437)	1	40.3307	6,990.66	83,887.96
CCEA	FIRE PREVENTION SPECIALIST (437)	2	42.3923	7,347.99	88,175.88
CCEA	FIRE PREVENTION SPECIALIST (437)	3	44.5580	7,723.39	92,680.64
CCEA	FIRE PREVENTION SPECIALIST (437)	4	46.8357	8,118.20	97,418.36
CCEA	FIRE PREVENTION SPECIALIST (437)	5	49.2285	8,532.94	102,395.28
CCEA	FIRE PREVENTION SPECIALIST-REG PT (437R)	1	40.3307	6,990.66	83,887.96
CCEA	FIRE PREVENTION SPECIALIST-REG PT (437R)	2	42.3923	7,347.99	88,175.88
CCEA	FIRE PREVENTION SPECIALIST-REG PT (437R)	3	44.5580	7,723.39	92,680.64
CCEA	FLEET SERVICES ASSISTANT (210)	1	21.7419	3,768.59	45,223.10
CCEA	FLEET SERVICES ASSISTANT (210)	2	22.8539	3,961.34	47,536.06
CCEA	FLEET SERVICES ASSISTANT (210)	3	24.0218	4,163.77	49,965.24
CCEA	FLEET SERVICES ASSISTANT (210)	4	25.2503	4,376.71	52,520.52
CCEA	FLEET SERVICES ASSISTANT (210)	5	26.5428	4,600.74	55,208.92
CCEA	FLEET SERVICES ASSISTANT-REG PT (210R)	1	21.7419	3,768.59	45,223.10
CCEA	FLEET SERVICES ASSISTANT-REG PT (210R)	2	22.8539	3,961.34	47,536.06
CCEA	FLEET SERVICES ASSISTANT-REG PT (210R)	3	24.0218	4,163.77	49,965.24
CCEA	FLEET SERVICES SUPERVISOR (427)	1	35.7427	6,195.41	74,344.92
CCEA	FLEET SERVICES SUPERVISOR (427)	2	37.5693	6,512.00	78,144.04
CCEA	FLEET SERVICES SUPERVISOR (427)	3	39.4890	6,844.76	82,137.12
CCEA	FLEET SERVICES SUPERVISOR (427)	4	41.5070	7,194.55	86,334.56



# Culver CITY

## Salary Schedule

### Effective Date 10/28/2019

**Note:** For FIRE job titles, the printed hourly rates are for 40-hour employees. To determine the hourly rates for 56-hour employees, divide the annual rate by 2912. (Titles with two codes in parentheses indicate they are 40-hour & 56-hour positions. The first code is for 40-hr, the second one for 56-hr.)

Group	Title	Step	Hourly Rate	Monthly Rate	Annual Rate
CCEA	FLEET SERVICES SUPERVISOR (427)	5	43.6284	7,562.25	90,747.02
CCEA	FLEET SERVICES TECHNICIAN (309)	1	25.1234	4,354.72	52,256.62
CCEA	FLEET SERVICES TECHNICIAN (309)	2	26.4102	4,577.78	54,933.32
CCEA	FLEET SERVICES TECHNICIAN (309)	3	27.7359	4,807.55	57,690.62
CCEA	FLEET SERVICES TECHNICIAN (309)	4	29.1415	5,051.19	60,614.32
CCEA	FLEET SERVICES TECHNICIAN (309)	5	30.6307	5,309.33	63,711.96
CCEA	FORENSIC SPECIALIST (335)	1	35.3938	6,134.92	73,619.00
CCEA	FORENSIC SPECIALIST (335)	2	37.2018	6,448.30	77,379.64
CCEA	FORENSIC SPECIALIST (335)	3	39.1033	6,777.90	81,334.76
CCEA	FORENSIC SPECIALIST (335)	4	41.1011	7,124.20	85,490.34
CCEA	FORENSIC SPECIALIST (335)	5	43.2015	7,488.26	89,859.12
CCEA	GIS ANALYST (438)	1	41.3067	7,159.84	85,918.04
CCEA	GIS ANALYST (438)	2	43.4173	7,525.66	90,307.88
CCEA	GIS ANALYST (438)	3	45.6356	7,910.18	94,922.10
CCEA	GIS ANALYST (438)	4	47.9682	8,314.50	99,773.96
CCEA	GIS ANALYST (438)	5	50.4193	8,739.34	104,872.04
CCEA	GIS TECHNICIAN (424)	1	34.3516	5,954.28	71,451.38
CCEA	GIS TECHNICIAN (424)	2	36.1069	6,258.53	75,102.30
CCEA	GIS TECHNICIAN (424)	3	37.9514	6,578.24	78,938.86
CCEA	GIS TECHNICIAN (424)	4	39.8907	6,914.40	82,972.76
CCEA	GIS TECHNICIAN (424)	5	41.9295	7,267.78	87,213.36
CCEA	GRAPHIC SERVICES ASSISTANT (209)	1	21.6322	3,749.59	44,995.08
CCEA	GRAPHIC SERVICES ASSISTANT (209)	2	22.7395	3,941.51	47,298.16
CCEA	GRAPHIC SERVICES ASSISTANT (209)	3	23.9019	4,142.99	49,715.90
CCEA	GRAPHIC SERVICES ASSISTANT (209)	4	25.1234	4,354.72	52,256.62
CCEA	GRAPHIC SERVICES ASSISTANT (209)	5	26.4102	4,577.78	54,933.32
CCEA	GRAPHIC SERVICES SUPERVISOR (413)	1	30.7836	5,335.83	64,029.94
CCEA	GRAPHIC SERVICES SUPERVISOR (413)	2	32.3563	5,608.42	67,301.00
CCEA	GRAPHIC SERVICES SUPERVISOR (413)	3	34.0098	5,895.02	70,740.28
CCEA	GRAPHIC SERVICES SUPERVISOR (413)	4	35.7480	6,196.32	74,355.84
CCEA	GRAPHIC SERVICES SUPERVISOR (413)	5	37.5742	6,512.87	78,154.44
CCEA	HEAVY EQUIPMENT OPERATOR (313)	1	26.5428	4,600.74	55,208.92
CCEA	HEAVY EQUIPMENT OPERATOR (313)	2	27.8718	4,831.10	57,973.24
CCEA	HEAVY EQUIPMENT OPERATOR (313)	3	29.2866	5,076.35	60,916.18
CCEA	HEAVY EQUIPMENT OPERATOR (313)	4	30.7836	5,335.83	64,029.94
CCEA	HEAVY EQUIPMENT OPERATOR (313)	5	32.3563	5,608.42	67,301.00
CCEA	HEAVY EQUIPMENT OPERATOR-REG PT (313R)	1	26.5428	4,600.74	55,208.92
CCEA	HEAVY EQUIPMENT OPERATOR-REG PT (313R)	2	27.8718	4,831.10	57,973.24
CCEA	HEAVY EQUIPMENT OPERATOR-REG PT (313R)	3	29.2866	5,076.35	60,916.18

# Culver CITY

## Salary Schedule

### Effective Date 10/28/2019

**Note:** For FIRE job titles, the printed hourly rates are for 40-hour employees. To determine the hourly rates for 56-hour employees, divide the annual rate by 2912. (Titles with two codes in parentheses indicate they are 40-hour & 56-hour positions. The first code is for 40-hr, the second one for 56-hr.)

Group	Title	Step	Hourly Rate	Monthly Rate	Annual Rate
CCEA	HEAVY TRUCK DRIVER (312)	1	25.5027	4,420.48	53,045.72
CCEA	HEAVY TRUCK DRIVER (312)	2	26.8079	4,646.70	55,760.38
CCEA	HEAVY TRUCK DRIVER (312)	3	28.1451	4,878.49	58,541.86
CCEA	HEAVY TRUCK DRIVER (312)	4	29.5804	5,127.27	61,527.18
CCEA	HEAVY TRUCK DRIVER (312)	5	31.0922	5,389.32	64,671.88
CCEA	HEAVY TRUCK DRIVER-REG PT (312R)	1	25.5027	4,420.48	53,045.72
CCEA	HEAVY TRUCK DRIVER-REG PT (312R)	2	26.8079	4,646.70	55,760.38
CCEA	HEAVY TRUCK DRIVER-REG PT (312R)	3	28.1451	4,878.49	58,541.86
CCEA	HOUSING ASSISTANT (409)	1	29.2866	5,076.35	60,916.18
CCEA	HOUSING ASSISTANT (409)	2	30.7836	5,335.83	64,029.94
CCEA	HOUSING ASSISTANT (409)	3	32.3563	5,608.42	67,301.00
CCEA	HOUSING ASSISTANT (409)	4	34.0098	5,895.02	70,740.28
CCEA	HOUSING ASSISTANT (409)	5	35.7480	6,196.32	74,355.84
CCEA	HOUSING SPECIALIST (426)	1	34.8681	6,043.81	72,525.70
CCEA	HOUSING SPECIALIST (426)	2	36.6497	6,352.62	76,231.48
CCEA	HOUSING SPECIALIST (426)	3	38.5217	6,677.10	80,125.24
CCEA	HOUSING SPECIALIST (426)	4	40.4907	7,018.40	84,220.76
CCEA	HOUSING SPECIALIST (426)	5	42.5602	7,377.11	88,525.32
CCEA	HUMAN RESOURCES ASSOCIATE (410)	1	33.0274	5,724.75	68,696.94
CCEA	HUMAN RESOURCES ASSOCIATE (410)	2	34.7157	6,017.40	72,208.76
CCEA	HUMAN RESOURCES ASSOCIATE (410)	3	36.4895	6,324.85	75,898.16
CCEA	HUMAN RESOURCES ASSOCIATE (410)	4	38.3550	6,648.20	79,778.40
CCEA	HUMAN RESOURCES ASSOCIATE (410)	5	40.3147	6,987.89	83,854.68
CCEA	HUMAN RESOURCES TECHNICIAN (411)	1	30.0250	5,204.33	62,452.00
CCEA	HUMAN RESOURCES TECHNICIAN (411)	2	31.5598	5,470.36	65,644.28
CCEA	HUMAN RESOURCES TECHNICIAN (411)	3	33.1722	5,749.86	68,998.28
CCEA	HUMAN RESOURCES TECHNICIAN (411)	4	34.8681	6,043.81	72,525.70
CCEA	HUMAN RESOURCES TECHNICIAN (411)	5	36.6497	6,352.62	76,231.48
CCEA	HVAC MAINTENANCE WORKER (326)	1	31.0922	5,389.32	64,671.88
CCEA	HVAC MAINTENANCE WORKER (326)	2	32.6808	5,664.66	67,975.96
CCEA	HVAC MAINTENANCE WORKER (326)	3	34.3516	5,954.28	71,451.38
CCEA	HVAC MAINTENANCE WORKER (326)	4	36.1069	6,258.53	75,102.30
CCEA	HVAC MAINTENANCE WORKER (326)	5	37.9514	6,578.24	78,938.86
CCEA	HVAC TECHNICIAN (339)	1	32.6468	5,658.77	67,905.24
CCEA	HVAC TECHNICIAN (339)	2	34.3084	5,946.79	71,361.42
CCEA	HVAC TECHNICIAN (339)	3	36.0691	6,251.98	75,023.78
CCEA	HVAC TECHNICIAN (339)	4	37.9122	6,571.46	78,857.48
CCEA	HVAC TECHNICIAN (339)	5	39.8490	6,907.16	82,885.92
CCEA	INFORMATION SYSTEMS ANALYST (435)	1	39.2987	6,811.78	81,741.40
CCEA	INFORMATION SYSTEMS ANALYST (435)	2	41.3067	7,159.84	85,918.04
CCEA	INFORMATION SYSTEMS ANALYST (435)	3	43.4173	7,525.66	90,307.88

# Culver CITY

## Salary Schedule

### Effective Date 10/28/2019

**Note:** For FIRE job titles, the printed hourly rates are for 40-hour employees. To determine the hourly rates for 56-hour employees, divide the annual rate by 2912. (Titles with two codes in parentheses indicate they are 40-hour & 56-hour positions. The first code is for 40-hr, the second one for 56-hr.)

Group	Title	Step	Hourly Rate	Monthly Rate	Annual Rate
CCEA	INFORMATION SYSTEMS ANALYST (435)	4	45.6356	7,910.18	94,922.10
CCEA	INFORMATION SYSTEMS ANALYST (435)	5	47.9682	8,314.50	99,773.96
CCEA	INFORMATION TECHNOLOGY ANALYST (418)	1	31.8763	5,525.22	66,302.60
CCEA	INFORMATION TECHNOLOGY ANALYST (418)	2	33.5049	5,807.51	69,690.14
CCEA	INFORMATION TECHNOLOGY ANALYST (418)	3	35.2166	6,104.22	73,250.58
CCEA	INFORMATION TECHNOLOGY ANALYST (418)	4	37.0165	6,416.19	76,994.32
CCEA	INFORMATION TECHNOLOGY ANALYST (418)	5	38.9078	6,744.01	80,928.12
CCEA	IRRIGATION MAINTENANCE TECHNIC (304)	1	24.2618	4,205.37	50,464.44
CCEA	IRRIGATION MAINTENANCE TECHNIC (304)	2	25.5027	4,420.48	53,045.72
CCEA	IRRIGATION MAINTENANCE TECHNIC (304)	3	26.8079	4,646.70	55,760.38
CCEA	IRRIGATION MAINTENANCE TECHNIC (304)	4	28.1451	4,878.49	58,541.86
CCEA	IRRIGATION MAINTENANCE TECHNIC (304)	5	29.5804	5,127.27	61,527.18
CCEA	JAILER (218)	1	24.2618	4,205.37	50,464.44
CCEA	JAILER (218)	2	25.5027	4,420.48	53,045.72
CCEA	JAILER (218)	3	26.8079	4,646.70	55,760.38
CCEA	JAILER (218)	4	28.1451	4,878.49	58,541.86
CCEA	JAILER (218)	5	29.5804	5,127.27	61,527.18
CCEA	JAILER - Y-RATE (297)	1	30.8037	5,339.32	64,071.80
CCEA	LABORER (204)	1	20.1738	3,496.78	41,961.40
CCEA	LABORER (204)	2	21.2058	3,675.66	44,107.96
CCEA	LABORER (204)	3	22.2905	3,863.69	46,364.24
CCEA	LABORER (204)	4	23.4297	4,061.16	48,733.88
CCEA	LABORER (204)	5	24.6274	4,268.75	51,224.94
CCEA	LABORER-REG PT (204R)	1	20.1738	3,496.78	41,961.40
CCEA	LABORER-REG PT (204R)	2	21.2058	3,675.66	44,107.96
CCEA	LABORER-REG PT (204R)	3	22.2905	3,863.69	46,364.24
CCEA	LEGAL SECRETARY (412)	1	30.6307	5,309.33	63,711.96
CCEA	LEGAL SECRETARY (412)	2	32.1962	5,580.68	66,968.20
CCEA	LEGAL SECRETARY (412)	3	33.8408	5,865.73	70,388.76
CCEA	LEGAL SECRETARY (412)	4	35.5700	6,165.47	73,985.60
CCEA	LEGAL SECRETARY (412)	5	37.3881	6,480.61	77,767.30
CCEA	MAINTENANCE CARPENTER (319)	1	28.1451	4,878.49	58,541.86
CCEA	MAINTENANCE CARPENTER (319)	2	29.5804	5,127.27	61,527.18
CCEA	MAINTENANCE CARPENTER (319)	3	31.0922	5,389.32	64,671.88
CCEA	MAINTENANCE CARPENTER (319)	4	32.6808	5,664.66	67,975.96
CCEA	MAINTENANCE CARPENTER (319)	5	34.3516	5,954.28	71,451.38
CCEA	MAINTENANCE ELECTRICIAN (328)	1	31.5598	5,470.36	65,644.28
CCEA	MAINTENANCE ELECTRICIAN (328)	2	33.1722	5,749.86	68,998.28
CCEA	MAINTENANCE ELECTRICIAN (328)	3	34.8681	6,043.81	72,525.70
CCEA	MAINTENANCE ELECTRICIAN (328)	4	36.6497	6,352.62	76,231.48

# Culver CITY

## Salary Schedule

### Effective Date 10/28/2019

**Note:** For FIRE job titles, the printed hourly rates are for 40-hour employees. To determine the hourly rates for 56-hour employees, divide the annual rate by 2912. (Titles with two codes in parentheses indicate they are 40-hour & 56-hour positions. The first code is for 40-hr, the second one for 56-hr.)

Group	Title	Step	Hourly Rate	Monthly Rate	Annual Rate
CCEA	MAINTENANCE ELECTRICIAN (328)	5	38.5217	6,677.10	80,125.24
CCEA	MAINTENANCE PAINTER (317)	1	28.0080	4,854.72	58,256.64
CCEA	MAINTENANCE PAINTER (317)	2	29.4330	5,101.72	61,220.64
CCEA	MAINTENANCE PAINTER (317)	3	30.9380	5,362.59	64,351.04
CCEA	MAINTENANCE PAINTER (317)	4	32.5185	5,636.54	67,638.48
CCEA	MAINTENANCE PAINTER (317)	5	34.1801	5,924.56	71,094.66
CCEA	MAINTENANCE PLUMBER (329)	1	31.5598	5,470.36	65,644.28
CCEA	MAINTENANCE PLUMBER (329)	2	33.1722	5,749.86	68,998.28
CCEA	MAINTENANCE PLUMBER (329)	3	34.8681	6,043.81	72,525.70
CCEA	MAINTENANCE PLUMBER (329)	4	36.6497	6,352.62	76,231.48
CCEA	MAINTENANCE PLUMBER (329)	5	38.5217	6,677.10	80,125.24
CCEA	MAINTENANCE WORKER I (206)	1	21.0996	3,657.27	43,887.22
CCEA	MAINTENANCE WORKER I (206)	2	22.1796	3,844.47	46,133.62
CCEA	MAINTENANCE WORKER I (206)	3	23.3121	4,040.77	48,489.22
CCEA	MAINTENANCE WORKER I (206)	4	24.5041	4,247.38	50,968.58
CCEA	MAINTENANCE WORKER I (206)	5	25.7588	4,464.85	53,578.20
CCEA	MAINTENANCE WORKER I-REG PT (206R)	1	21.0996	3,657.27	43,887.22
CCEA	MAINTENANCE WORKER I-REG PT (206R)	2	22.1796	3,844.47	46,133.62
CCEA	MAINTENANCE WORKER I-REG PT (206R)	3	23.3121	4,040.77	48,489.22
CCEA	MAINTENANCE WORKER II (213)	1	22.4025	3,883.10	46,597.20
CCEA	MAINTENANCE WORKER II (213)	2	23.5463	4,081.35	48,976.20
CCEA	MAINTENANCE WORKER II (213)	3	24.7510	4,290.17	51,482.08
CCEA	MAINTENANCE WORKER II (213)	4	26.0181	4,509.81	54,117.70
CCEA	MAINTENANCE WORKER II (213)	5	27.3324	4,737.61	56,851.34
CCEA	MAINTENANCE WORKER II-REG PT (213R)	1	22.4025	3,883.10	46,597.20
CCEA	MAINTENANCE WORKER II-REG PT (213R)	2	23.5463	4,081.35	48,976.20
CCEA	MAINTENANCE WORKER II-REG PT (213R)	3	24.7510	4,290.17	51,482.08
CCEA	NETWORK ADMINISTRATOR (440)	1	43.2015	7,488.26	89,859.12
CCEA	NETWORK ADMINISTRATOR (440)	2	45.4093	7,870.94	94,451.24
CCEA	NETWORK ADMINISTRATOR (440)	3	47.7291	8,273.05	99,276.58
CCEA	NETWORK ADMINISTRATOR (440)	4	50.1681	8,695.81	104,349.70
CCEA	NETWORK ADMINISTRATOR (440)	5	52.7325	9,140.30	109,683.60
CCEA	OFFICE AUTOMATION SPECIALIST (229)	1	29.1415	5,051.19	60,614.32
CCEA	OFFICE AUTOMATION SPECIALIST (229)	2	30.6307	5,309.33	63,711.96
CCEA	OFFICE AUTOMATION SPECIALIST (229)	3	32.1962	5,580.68	66,968.20
CCEA	OFFICE AUTOMATION SPECIALIST (229)	4	33.8408	5,865.73	70,388.76
CCEA	OFFICE AUTOMATION SPECIALIST (229)	5	35.5700	6,165.47	73,985.60
CCEA	PARK MAINTENANCE CREWLEADER (315)	1	27.3324	4,737.61	56,851.34
CCEA	PARK MAINTENANCE CREWLEADER (315)	2	28.7084	4,976.12	59,713.42
CCEA	PARK MAINTENANCE CREWLEADER (315)	3	30.1757	5,230.46	62,765.56

# Culver CITY

## Salary Schedule

### Effective Date 10/28/2019

**Note:** For FIRE job titles, the printed hourly rates are for 40-hour employees. To determine the hourly rates for 56-hour employees, divide the annual rate by 2912. (Titles with two codes in parentheses indicate they are 40-hour & 56-hour positions. The first code is for 40-hr, the second one for 56-hr.)

Group	Title	Step	Hourly Rate	Monthly Rate	Annual Rate
CCEA	PARK MAINTENANCE CREWLEADER (315)	4	31.7174	5,497.68	65,972.14
CCEA	PARK MAINTENANCE CREWLEADER (315)	5	33.3378	5,778.54	69,342.52
CCEA	PARK PATROL OFFICER (220)	1	24.9990	4,333.16	51,997.92
CCEA	PARK PATROL OFFICER (220)	2	26.2788	4,554.98	54,659.80
CCEA	PARK PATROL OFFICER (220)	3	27.5998	4,783.96	57,407.48
CCEA	PARK PATROL OFFICER (220)	4	28.9965	5,026.06	60,312.72
CCEA	PARK PATROL OFFICER (220)	5	30.4788	5,282.98	63,395.80
CCEA	PARKING ENFORCEMENT OFFICER (214)	1	22.9670	3,980.95	47,771.36
CCEA	PARKING ENFORCEMENT OFFICER (214)	2	24.1419	4,184.59	50,215.10
CCEA	PARKING ENFORCEMENT OFFICER (214)	3	25.3759	4,398.49	52,781.82
CCEA	PARKING ENFORCEMENT OFFICER (214)	4	26.6754	4,623.73	55,484.78
CCEA	PARKING ENFORCEMENT OFFICER (214)	5	28.0080	4,854.72	58,256.64
CCEA	PARKING METER TECHNICIAN (310)	1	26.3796	4,572.47	54,869.62
CCEA	PARKING METER TECHNICIAN (310)	2	27.7308	4,806.66	57,679.96
CCEA	PARKING METER TECHNICIAN (310)	3	29.1227	5,047.94	60,575.32
CCEA	PARKING METER TECHNICIAN (310)	4	30.5985	5,303.74	63,644.88
CCEA	PARKING METER TECHNICIAN (310)	5	32.1621	5,574.77	66,897.22
CCEA	PARKING SUPERVISOR (446)	1	31.5598	5,470.36	65,644.28
CCEA	PARKING SUPERVISOR (446)	2	33.1722	5,749.86	68,998.28
CCEA	PARKING SUPERVISOR (446)	3	34.8681	6,043.81	72,525.70
CCEA	PARKING SUPERVISOR (446)	4	36.6497	6,352.62	76,231.48
CCEA	PARKING SUPERVISOR (446)	5	38.5217	6,677.10	80,125.24
CCEA	PAYROLL TECHNICIAN (423)	1	33.0274	5,724.75	68,696.94
CCEA	PAYROLL TECHNICIAN (423)	2	34.7157	6,017.40	72,208.76
CCEA	PAYROLL TECHNICIAN (423)	3	36.4895	6,324.85	75,898.16
CCEA	PAYROLL TECHNICIAN (423)	4	38.3550	6,648.20	79,778.40
CCEA	PAYROLL TECHNICIAN (423)	5	40.3147	6,987.89	83,854.68
CCEA	PERMIT TECHNICIAN (215)	1	23.5463	4,081.35	48,976.20
CCEA	PERMIT TECHNICIAN (215)	2	24.7510	4,290.17	51,482.08
CCEA	PERMIT TECHNICIAN (215)	3	26.0181	4,509.81	54,117.70
CCEA	PERMIT TECHNICIAN (215)	4	27.3324	4,737.61	56,851.34
CCEA	PERMIT TECHNICIAN (215)	5	28.7084	4,976.12	59,713.42
CCEA	PERMIT TECHNICIAN II (230)	1	27.0782	4,693.56	56,322.76
CCEA	PERMIT TECHNICIAN II (230)	2	28.4636	4,933.70	59,204.34
CCEA	PERMIT TECHNICIAN II (230)	3	29.9209	5,186.29	62,235.42
CCEA	PERMIT TECHNICIAN II (230)	4	31.4322	5,448.26	65,379.08
CCEA	PERMIT TECHNICIAN II (230)	5	33.0146	5,722.54	68,670.42
CCEA	PERMIT TECHNICIAN-REG PT (215R)	1	23.5463	4,081.35	48,976.20
CCEA	PERMIT TECHNICIAN-REG PT (215R)	2	24.7510	4,290.17	51,482.08
CCEA	PERMIT TECHNICIAN-REG PT (215R)	3	26.0181	4,509.81	54,117.70

# Culver CITY

## Salary Schedule

### Effective Date 10/28/2019

**Note:** For FIRE job titles, the printed hourly rates are for 40-hour employees. To determine the hourly rates for 56-hour employees, divide the annual rate by 2912. (Titles with two codes in parentheses indicate they are 40-hour & 56-hour positions. The first code is for 40-hr, the second one for 56-hr.)

Group	Title	Step	Hourly Rate	Monthly Rate	Annual Rate
CCEA	PLAN CHECK ENGINEER (436)	1	40.4656	7,014.04	84,168.50
CCEA	PLAN CHECK ENGINEER (436)	2	42.5329	7,372.37	88,468.38
CCEA	PLAN CHECK ENGINEER (436)	3	44.7065	7,749.13	92,989.52
CCEA	PLAN CHECK ENGINEER (436)	4	46.9910	8,145.11	97,741.28
CCEA	PLAN CHECK ENGINEER (436)	5	49.3931	8,561.48	102,737.70
CCEA	PLANNING TECHNICIAN (400)	1	24.9990	4,333.16	51,997.92
CCEA	PLANNING TECHNICIAN (400)	2	26.2788	4,554.98	54,659.80
CCEA	PLANNING TECHNICIAN (400)	3	27.5998	4,783.96	57,407.48
CCEA	PLANNING TECHNICIAN (400)	4	28.9965	5,026.06	60,312.72
CCEA	PLANNING TECHNICIAN (400)	5	30.4788	5,282.98	63,395.80
CCEA	PLANNING TECHNICIAN II (449)	1	31.5598	5,470.36	65,644.28
CCEA	PLANNING TECHNICIAN II (449)	2	33.1722	5,749.86	68,998.28
CCEA	PLANNING TECHNICIAN II (449)	3	34.8681	6,043.81	72,525.70
CCEA	PLANNING TECHNICIAN II (449)	4	36.6497	6,352.62	76,231.48
CCEA	PLANNING TECHNICIAN II (449)	5	38.5217	6,677.10	80,125.24
CCEA	POLICE RCRDS/PROPERTY SPRVSR (447)	1	31.5598	5,470.36	65,644.28
CCEA	POLICE RCRDS/PROPERTY SPRVSR (447)	2	33.1722	5,749.86	68,998.28
CCEA	POLICE RCRDS/PROPERTY SPRVSR (447)	3	34.8681	6,043.81	72,525.70
CCEA	POLICE RCRDS/PROPERTY SPRVSR (447)	4	36.6497	6,352.62	76,231.48
CCEA	POLICE RCRDS/PROPERTY SPRVSR (447)	5	38.5217	6,677.10	80,125.24
CCEA	POLICE RECORDS TECH-Y-RATE (296)	1	30.8037	5,339.32	64,071.80
CCEA	POLICE RECORDS TECHNICIAN (208)	1	21.5258	3,731.13	44,773.56
CCEA	POLICE RECORDS TECHNICIAN (208)	2	22.6265	3,921.93	47,063.12
CCEA	POLICE RECORDS TECHNICIAN (208)	3	23.7828	4,122.34	49,468.12
CCEA	POLICE RECORDS TECHNICIAN (208)	4	24.9990	4,333.16	51,997.92
CCEA	POLICE RECORDS TECHNICIAN (208)	5	26.2788	4,554.98	54,659.80
CCEA	POOL MAINTENANCE TECHNICIAN (330)	1	31.5598	5,470.36	65,644.28
CCEA	POOL MAINTENANCE TECHNICIAN (330)	2	33.1722	5,749.86	68,998.28
CCEA	POOL MAINTENANCE TECHNICIAN (330)	3	34.8681	6,043.81	72,525.70
CCEA	POOL MAINTENANCE TECHNICIAN (330)	4	36.6497	6,352.62	76,231.48
CCEA	POOL MAINTENANCE TECHNICIAN (330)	5	38.5217	6,677.10	80,125.24
CCEA	PROPERTY INSPECTOR (443)	1	34.5231	5,984.01	71,808.10
CCEA	PROPERTY INSPECTOR (443)	2	36.2876	6,289.86	75,478.26
CCEA	PROPERTY INSPECTOR (443)	3	38.1412	6,611.15	79,333.80
CCEA	PROPERTY INSPECTOR (443)	4	40.0908	6,949.06	83,388.76
CCEA	PROPERTY INSPECTOR (443)	5	42.1388	7,304.05	87,648.60
CCEA	PROPERTY TECHNICIAN (221)	1	25.2503	4,376.71	52,520.52
CCEA	PROPERTY TECHNICIAN (221)	2	26.5428	4,600.74	55,208.92
CCEA	PROPERTY TECHNICIAN (221)	3	27.8718	4,831.10	57,973.24
CCEA	PROPERTY TECHNICIAN (221)	4	29.2866	5,076.35	60,916.18
CCEA	PROPERTY TECHNICIAN (221)	5	30.7836	5,335.83	64,029.94

# Culver CITY

## Salary Schedule

### Effective Date 10/28/2019

**Note:** For FIRE job titles, the printed hourly rates are for 40-hour employees. To determine the hourly rates for 56-hour employees, divide the annual rate by 2912. (Titles with two codes in parentheses indicate they are 40-hour & 56-hour positions. The first code is for 40-hr, the second one for 56-hr.)

Group	Title	Step	Hourly Rate	Monthly Rate	Annual Rate
CCEA	PUBLIC WORKS INSPECTOR (417)	1	31.7174	5,497.68	65,972.14
CCEA	PUBLIC WORKS INSPECTOR (417)	2	33.3378	5,778.54	69,342.52
CCEA	PUBLIC WORKS INSPECTOR (417)	3	35.0418	6,073.90	72,886.84
CCEA	PUBLIC WORKS INSPECTOR (417)	4	36.8326	6,384.32	76,611.86
CCEA	PUBLIC WORKS INSPECTOR (417)	5	38.7148	6,710.56	80,526.68
CCEA	REC & COMMUNITY SVCS COORDINAT (454)	1	29.2866	5,076.35	60,916.18
CCEA	REC & COMMUNITY SVCS COORDINAT (454)	2	30.7836	5,335.83	64,029.94
CCEA	REC & COMMUNITY SVCS COORDINAT (454)	3	32.3563	5,608.42	67,301.00
CCEA	REC & COMMUNITY SVCS COORDINAT (454)	4	34.0098	5,895.02	70,740.28
CCEA	REC & COMMUNITY SVCS COORDINAT (454)	5	35.7480	6,196.32	74,355.84
CCEA	REC & COMMUNITY SVCS COORDINAT-REG PT (454R)	1	29.2866	5,076.35	60,916.18
CCEA	REC & COMMUNITY SVCS COORDINAT-REG PT (454R)	2	30.7836	5,335.83	64,029.94
CCEA	REC & COMMUNITY SVCS COORDINAT-REG PT (454R)	3	32.3563	5,608.42	67,301.00
CCEA	RECORDS MGMT COORDINATOR (450)	1	30.0250	5,204.33	62,452.00
CCEA	RECORDS MGMT COORDINATOR (450)	2	31.5598	5,470.36	65,644.28
CCEA	RECORDS MGMT COORDINATOR (450)	3	33.1722	5,749.86	68,998.28
CCEA	RECORDS MGMT COORDINATOR (450)	4	34.8681	6,043.81	72,525.70
CCEA	RECORDS MGMT COORDINATOR (450)	5	36.6497	6,352.62	76,231.48
CCEA	RECREATION COORDINATOR (227)	1	28.5654	4,951.33	59,415.98
CCEA	RECREATION COORDINATOR (227)	2	30.0250	5,204.33	62,452.00
CCEA	RECREATION COORDINATOR (227)	3	31.5598	5,470.36	65,644.28
CCEA	RECREATION COORDINATOR (227)	4	33.1722	5,749.86	68,998.28
CCEA	RECREATION COORDINATOR (227)	5	34.8681	6,043.81	72,525.70
CCEA	RECREATION COORDINATOR-REG PT (227R)	1	28.5654	4,951.33	59,415.98
CCEA	RECREATION COORDINATOR-REG PT (227R)	2	30.0250	5,204.33	62,452.00
CCEA	RECREATION COORDINATOR-REG PT (227R)	3	31.5598	5,470.36	65,644.28
CCEA	SAFETY OFFICER (444)	1	34.6944	6,013.69	72,164.30
CCEA	SAFETY OFFICER (444)	2	36.4669	6,320.93	75,851.10
CCEA	SAFETY OFFICER (444)	3	38.3307	6,644.00	79,727.96
CCEA	SAFETY OFFICER (444)	4	40.2896	6,983.54	83,802.42
CCEA	SAFETY OFFICER (444)	5	42.3478	7,340.28	88,083.32
CCEA	SAFETY SERVICES COMM OPER (225)	1	27.1987	4,714.45	56,573.40
CCEA	SAFETY SERVICES COMM OPER (225)	2	28.5654	4,951.33	59,415.98
CCEA	SAFETY SERVICES COMM OPER (225)	3	30.0250	5,204.33	62,452.00
CCEA	SAFETY SERVICES COMM OPER (225)	4	31.5598	5,470.36	65,644.28
CCEA	SAFETY SERVICES COMM OPER (225)	5	33.1722	5,749.86	68,998.28
CCEA	SANITATION COLLECTOR (301)	1	21.7419	3,768.59	45,223.10
CCEA	SANITATION COLLECTOR (301)	2	22.8539	3,961.34	47,536.06
CCEA	SANITATION COLLECTOR (301)	3	24.0218	4,163.77	49,965.24

# Culver CITY

## Salary Schedule

### Effective Date 10/28/2019

**Note:** For FIRE job titles, the printed hourly rates are for 40-hour employees. To determine the hourly rates for 56-hour employees, divide the annual rate by 2912. (Titles with two codes in parentheses indicate they are 40-hour & 56-hour positions. The first code is for 40-hr, the second one for 56-hr.)

Group	Title	Step	Hourly Rate	Monthly Rate	Annual Rate
CCEA	SANITATION COLLECTOR (301)	4	25.2503	4,376.71	52,520.52
CCEA	SANITATION COLLECTOR (301)	5	26.5428	4,600.74	55,208.92
CCEA	SANITATION DISPATCH (226)	1	27.8718	4,831.10	57,973.24
CCEA	SANITATION DISPATCH (226)	2	29.2866	5,076.35	60,916.18
CCEA	SANITATION DISPATCH (226)	3	30.7836	5,335.83	64,029.94
CCEA	SANITATION DISPATCH (226)	4	32.3563	5,608.42	67,301.00
CCEA	SANITATION DISPATCH (226)	5	34.0098	5,895.02	70,740.28
CCEA	SANITATION DISPATCH-REG PT (226R)	1	27.8718	4,831.10	57,973.24
CCEA	SANITATION DISPATCH-REG PT (226R)	2	29.2866	5,076.35	60,916.18
CCEA	SANITATION DISPATCH-REG PT (226R)	3	30.7836	5,335.83	64,029.94
CCEA	SANITATION DRIVER (306)	1	24.6274	4,268.75	51,224.94
CCEA	SANITATION DRIVER (306)	2	25.8880	4,487.25	53,847.04
CCEA	SANITATION DRIVER (306)	3	27.1987	4,714.45	56,573.40
CCEA	SANITATION DRIVER (306)	4	28.5654	4,951.33	59,415.98
CCEA	SANITATION DRIVER (306)	5	30.0250	5,204.33	62,452.00
CCEA	SANITATION DRIVER-REG PT (306R)	1	24.6274	4,268.75	51,224.94
CCEA	SANITATION DRIVER-REG PT (306R)	2	25.8880	4,487.25	53,847.04
CCEA	SANITATION DRIVER-REG PT (306R)	3	27.1987	4,714.45	56,573.40
CCEA	SANITATION ROLL-OFF DRIVER (311)	1	25.1234	4,354.72	52,256.62
CCEA	SANITATION ROLL-OFF DRIVER (311)	2	26.4102	4,577.78	54,933.32
CCEA	SANITATION ROLL-OFF DRIVER (311)	3	27.7359	4,807.55	57,690.62
CCEA	SANITATION ROLL-OFF DRIVER (311)	4	29.1415	5,051.19	60,614.32
CCEA	SANITATION ROLL-OFF DRIVER (311)	5	30.6307	5,309.33	63,711.96
CCEA	SCOUT VEHICLE OPERATOR (212)	1	22.1796	3,844.47	46,133.62
CCEA	SCOUT VEHICLE OPERATOR (212)	2	23.3121	4,040.77	48,489.22
CCEA	SCOUT VEHICLE OPERATOR (212)	3	24.5041	4,247.38	50,968.58
CCEA	SCOUT VEHICLE OPERATOR (212)	4	25.7588	4,464.85	53,578.20
CCEA	SCOUT VEHICLE OPERATOR (212)	5	27.0663	4,691.48	56,297.80
CCEA	SCOUT VEHICLE OPERATOR-REG PT (212R)	1	22.1796	3,844.47	46,133.62
CCEA	SCOUT VEHICLE OPERATOR-REG PT (212R)	2	23.3121	4,040.77	48,489.22
CCEA	SCOUT VEHICLE OPERATOR-REG PT (212R)	3	24.5041	4,247.38	50,968.58
CCEA	SECRETARY (216)	1	23.5463	4,081.35	48,976.20
CCEA	SECRETARY (216)	2	24.7510	4,290.17	51,482.08
CCEA	SECRETARY (216)	3	26.0181	4,509.81	54,117.70
CCEA	SECRETARY (216)	4	27.3324	4,737.61	56,851.34
CCEA	SECRETARY (216)	5	28.7084	4,976.12	59,713.42
CCEA	SECRETARY Y-RATE (295)	1	31.2810	5,422.04	65,064.48
CCEA	SERVICE DESK TECHNICIAN (403)	1	27.7359	4,807.55	57,690.62
CCEA	SERVICE DESK TECHNICIAN (403)	2	29.1415	5,051.19	60,614.32
CCEA	SERVICE DESK TECHNICIAN (403)	3	30.6307	5,309.33	63,711.96



# Culver CITY

## Salary Schedule

### Effective Date 10/28/2019

**Note:** For FIRE job titles, the printed hourly rates are for 40-hour employees. To determine the hourly rates for 56-hour employees, divide the annual rate by 2912. (Titles with two codes in parentheses indicate they are 40-hour & 56-hour positions. The first code is for 40-hr, the second one for 56-hr.)

Group	Title	Step	Hourly Rate	Monthly Rate	Annual Rate
CCEA	SERVICE DESK TECHNICIAN (403)	4	32.1962	5,580.68	66,968.20
CCEA	SERVICE DESK TECHNICIAN (403)	5	33.8408	5,865.73	70,388.76
CCEA	SEWER LIFT STATION ELECTRO MEC (318)	1	28.0080	4,854.72	58,256.64
CCEA	SEWER LIFT STATION ELECTRO MEC (318)	2	29.4330	5,101.72	61,220.64
CCEA	SEWER LIFT STATION ELECTRO MEC (318)	3	30.9380	5,362.59	64,351.04
CCEA	SEWER LIFT STATION ELECTRO MEC (318)	4	32.5185	5,636.54	67,638.48
CCEA	SEWER LIFT STATION ELECTRO MEC (318)	5	34.1801	5,924.56	71,094.66
CCEA	SOLID WASTE & RECYC CRW SPVR (405)	1	32.9298	5,707.82	68,493.88
CCEA	SOLID WASTE & RECYC CRW SPVR (405)	2	34.6091	5,998.92	71,986.98
CCEA	SOLID WASTE & RECYC CRW SPVR (405)	3	36.3780	6,305.52	75,666.24
CCEA	SOLID WASTE & RECYC CRW SPVR (405)	4	38.2366	6,627.68	79,532.18
CCEA	SOLID WASTE & RECYC CRW SPVR (405)	5	40.1913	6,966.48	83,597.80
CCEA	SR & SOCIAL SERVICES SPEC (408)	1	29.2866	5,076.35	60,916.18
CCEA	SR & SOCIAL SERVICES SPEC (408)	2	30.7836	5,335.83	64,029.94
CCEA	SR & SOCIAL SERVICES SPEC (408)	3	32.3563	5,608.42	67,301.00
CCEA	SR & SOCIAL SERVICES SPEC (408)	4	34.0098	5,895.02	70,740.28
CCEA	SR & SOCIAL SERVICES SPEC (408)	5	35.7480	6,196.32	74,355.84
CCEA	SR ACCOUNT CLERK (217)	1	23.7828	4,122.34	49,468.12
CCEA	SR ACCOUNT CLERK (217)	2	24.9990	4,333.16	51,997.92
CCEA	SR ACCOUNT CLERK (217)	3	26.2788	4,554.98	54,659.80
CCEA	SR ACCOUNT CLERK (217)	4	27.5998	4,783.96	57,407.48
CCEA	SR ACCOUNT CLERK (217)	5	28.9965	5,026.06	60,312.72
CCEA	SR COMP PROGRAMMER ANALYST (442)	1	45.6356	7,910.18	94,922.10
CCEA	SR COMP PROGRAMMER ANALYST (442)	2	47.9682	8,314.50	99,773.96
CCEA	SR COMP PROGRAMMER ANALYST (442)	3	50.4193	8,739.34	104,872.04
CCEA	SR COMP PROGRAMMER ANALYST (442)	4	52.9953	9,185.84	110,230.12
CCEA	SR COMP PROGRAMMER ANALYST (442)	5	55.7038	9,655.32	115,863.80
CCEA	SR ENGINEERING TECHNICIAN (416)	1	31.7174	5,497.68	65,972.14
CCEA	SR ENGINEERING TECHNICIAN (416)	2	33.3378	5,778.54	69,342.52
CCEA	SR ENGINEERING TECHNICIAN (416)	3	35.0418	6,073.90	72,886.84
CCEA	SR ENGINEERING TECHNICIAN (416)	4	36.8326	6,384.32	76,611.86
CCEA	SR ENGINEERING TECHNICIAN (416)	5	38.7148	6,710.56	80,526.68
CCEA	SR FLEET SERVICES TECHNICIAN (321)	1	28.5654	4,951.33	59,415.98
CCEA	SR FLEET SERVICES TECHNICIAN (321)	2	30.0250	5,204.33	62,452.00
CCEA	SR FLEET SERVICES TECHNICIAN (321)	3	31.5598	5,470.36	65,644.28
CCEA	SR FLEET SERVICES TECHNICIAN (321)	4	33.1722	5,749.86	68,998.28
CCEA	SR FLEET SERVICES TECHNICIAN (321)	5	34.8681	6,043.81	72,525.70
CCEA	SR FORENSIC SPECIALIST (448)	1	38.9329	6,748.37	80,980.38
CCEA	SR FORENSIC SPECIALIST (448)	2	40.9220	7,093.15	85,117.76
CCEA	SR FORENSIC SPECIALIST (448)	3	43.0136	7,455.70	89,468.34
CCEA	SR FORENSIC SPECIALIST (448)	4	45.2111	7,836.60	94,039.14

# Culver CITY

## Salary Schedule

### Effective Date 10/28/2019

**Note:** For FIRE job titles, the printed hourly rates are for 40-hour employees. To determine the hourly rates for 56-hour employees, divide the annual rate by 2912. (Titles with two codes in parentheses indicate they are 40-hour & 56-hour positions. The first code is for 40-hr, the second one for 56-hr.)

Group	Title	Step	Hourly Rate	Monthly Rate	Annual Rate
CCEA	SR FORENSIC SPECIALIST (448)	5	47.5217	8,237.10	98,845.24
CCEA	SR JAILER (404)	1	28.1451	4,878.49	58,541.86
CCEA	SR JAILER (404)	2	29.5804	5,127.27	61,527.18
CCEA	SR JAILER (404)	3	31.0922	5,389.32	64,671.88
CCEA	SR JAILER (404)	4	32.6808	5,664.66	67,975.96
CCEA	SR JAILER (404)	5	34.3516	5,954.28	71,451.38
CCEA	SR PUBLIC WORKS INSPECTOR (445)	1	35.7480	6,196.32	74,355.84
CCEA	SR PUBLIC WORKS INSPECTOR (445)	2	37.5742	6,512.87	78,154.44
CCEA	SR PUBLIC WORKS INSPECTOR (445)	3	39.4953	6,845.84	82,150.12
CCEA	SR PUBLIC WORKS INSPECTOR (445)	4	41.5135	7,195.67	86,348.08
CCEA	SR PUBLIC WORKS INSPECTOR (445)	5	43.6346	7,563.34	90,760.02
CCEA	SR WELDER (340)	1	30.2914	5,250.51	63,006.06
CCEA	SR WELDER (340)	2	31.8397	5,518.89	66,226.68
CCEA	SR WELDER (340)	3	33.4664	5,800.84	69,610.06
CCEA	SR WELDER (340)	4	35.3512	6,127.55	73,530.60
CCEA	SR WELDER (340)	5	36.9742	6,408.87	76,906.44
CCEA	STAFF ASST/SOLID WASTE OPS (421)	1	34.6944	6,013.69	72,164.30
CCEA	STAFF ASST/SOLID WASTE OPS (421)	2	36.4669	6,320.93	75,851.10
CCEA	STAFF ASST/SOLID WASTE OPS (421)	3	38.3307	6,644.00	79,727.96
CCEA	STAFF ASST/SOLID WASTE OPS (421)	4	40.2896	6,983.54	83,802.42
CCEA	STAFF ASST/SOLID WASTE OPS (421)	5	42.3478	7,340.28	88,083.32
CCEA	STORES SPECIALIST (211)	1	22.1785	3,844.27	46,131.28
CCEA	STORES SPECIALIST (211)	2	23.3132	4,040.96	48,491.56
CCEA	STORES SPECIALIST (211)	3	24.5044	4,247.43	50,969.10
CCEA	STORES SPECIALIST (211)	4	25.7578	4,464.68	53,576.12
CCEA	STORES SPECIALIST (211)	5	27.0761	4,693.20	56,318.34
CCEA	STREET LIGHTS TECHNICIAN (331)	1	31.5598	5,470.36	65,644.28
CCEA	STREET LIGHTS TECHNICIAN (331)	2	33.1722	5,749.86	68,998.28
CCEA	STREET LIGHTS TECHNICIAN (331)	3	34.8681	6,043.81	72,525.70
CCEA	STREET LIGHTS TECHNICIAN (331)	4	36.6497	6,352.62	76,231.48
CCEA	STREET LIGHTS TECHNICIAN (331)	5	38.5217	6,677.10	80,125.24
CCEA	STREET MAINTENANCE CREW LEADER (323)	1	30.0250	5,204.33	62,452.00
CCEA	STREET MAINTENANCE CREW LEADER (323)	2	31.5598	5,470.36	65,644.28
CCEA	STREET MAINTENANCE CREW LEADER (323)	3	33.1722	5,749.86	68,998.28
CCEA	STREET MAINTENANCE CREW LEADER (323)	4	34.8681	6,043.81	72,525.70
CCEA	STREET MAINTENANCE CREW LEADER (323)	5	36.6497	6,352.62	76,231.48
CCEA	STRUCTURAL REHAB SPECIALIST (334)	1	36.2492	6,283.20	75,398.44
CCEA	STRUCTURAL REHAB SPECIALIST (334)	2	38.1020	6,604.35	79,252.16
CCEA	STRUCTURAL REHAB SPECIALIST (334)	3	40.0483	6,941.70	83,300.36
CCEA	STRUCTURAL REHAB SPECIALIST (334)	4	42.0953	7,296.51	87,558.12
CCEA	STRUCTURAL REHAB SPECIALIST (334)	5	44.2456	7,669.24	92,030.90

# Culver CITY

## Salary Schedule

### Effective Date 10/28/2019

**Note:** For FIRE job titles, the printed hourly rates are for 40-hour employees. To determine the hourly rates for 56-hour employees, divide the annual rate by 2912. (Titles with two codes in parentheses indicate they are 40-hour & 56-hour positions. The first code is for 40-hr, the second one for 56-hr.)

Group	Title	Step	Hourly Rate	Monthly Rate	Annual Rate
CCEA	SUBDRAIN CREWLEADER (324)	1	30.0250	5,204.33	62,452.00
CCEA	SUBDRAIN CREWLEADER (324)	2	31.5598	5,470.36	65,644.28
CCEA	SUBDRAIN CREWLEADER (324)	3	33.1722	5,749.86	68,998.28
CCEA	SUBDRAIN CREWLEADER (324)	4	34.8681	6,043.81	72,525.70
CCEA	SUBDRAIN CREWLEADER (324)	5	36.6497	6,352.62	76,231.48
CCEA	SUBDRAIN WORKER (302)	1	22.9670	3,980.95	47,771.36
CCEA	SUBDRAIN WORKER (302)	2	24.1419	4,184.59	50,215.10
CCEA	SUBDRAIN WORKER (302)	3	25.3759	4,398.49	52,781.82
CCEA	SUBDRAIN WORKER (302)	4	26.6754	4,623.73	55,484.78
CCEA	SUBDRAIN WORKER (302)	5	28.0080	4,854.72	58,256.64
CCEA	TELECOMMUNICATIONS ANALYST (430)	1	40.5159	7,022.75	84,273.02
CCEA	TELECOMMUNICATIONS ANALYST (430)	2	42.5863	7,381.62	88,579.40
CCEA	TELECOMMUNICATIONS ANALYST (430)	3	44.7624	7,758.81	93,105.74
CCEA	TELECOMMUNICATIONS ANALYST (430)	4	47.0503	8,155.38	97,864.52
CCEA	TELECOMMUNICATIONS ANALYST (430)	5	49.4537	8,571.98	102,863.80
CCEA	TRAFFIC PAINTER (308)	1	24.9990	4,333.16	51,997.92
CCEA	TRAFFIC PAINTER (308)	2	26.2788	4,554.98	54,659.80
CCEA	TRAFFIC PAINTER (308)	3	27.5998	4,783.96	57,407.48
CCEA	TRAFFIC PAINTER (308)	4	28.9965	5,026.06	60,312.72
CCEA	TRAFFIC PAINTER (308)	5	30.4788	5,282.98	63,395.80
CCEA	TRAFFIC PAINTING CREWLEADER (325)	1	30.4788	5,282.98	63,395.80
CCEA	TRAFFIC PAINTING CREWLEADER (325)	2	32.0351	5,552.76	66,633.06
CCEA	TRAFFIC PAINTING CREWLEADER (325)	3	33.6728	5,836.61	70,039.32
CCEA	TRAFFIC PAINTING CREWLEADER (325)	4	35.3938	6,134.92	73,619.00
CCEA	TRAFFIC PAINTING CREWLEADER (325)	5	37.2018	6,448.30	77,379.64
CCEA	TRAFFIC SIGNAL TECHNICIAN (336)	1	37.2018	6,448.30	77,379.64
CCEA	TRAFFIC SIGNAL TECHNICIAN (336)	2	39.1033	6,777.90	81,334.76
CCEA	TRAFFIC SIGNAL TECHNICIAN (336)	3	41.1011	7,124.20	85,490.34
CCEA	TRAFFIC SIGNAL TECHNICIAN (336)	4	43.2015	7,488.26	89,859.12
CCEA	TRAFFIC SIGNAL TECHNICIAN (336)	5	45.4093	7,870.94	94,451.24
CCEA	TRAINING & SAFETY INSTRUCTOR (414)	1	34.0098	5,895.02	70,740.28
CCEA	TRAINING & SAFETY INSTRUCTOR (414)	2	35.7480	6,196.32	74,355.84
CCEA	TRAINING & SAFETY INSTRUCTOR (414)	3	37.5742	6,512.87	78,154.44
CCEA	TRAINING & SAFETY INSTRUCTOR (414)	4	39.4953	6,845.84	82,150.12
CCEA	TRAINING & SAFETY INSTRUCTOR (414)	5	41.5135	7,195.67	86,348.08
CCEA	TRANSIT OPERATIONS SUPERVISOR (407)	1	32.3563	5,608.42	67,301.00
CCEA	TRANSIT OPERATIONS SUPERVISOR (407)	2	34.0098	5,895.02	70,740.28
CCEA	TRANSIT OPERATIONS SUPERVISOR (407)	3	35.7480	6,196.32	74,355.84
CCEA	TRANSIT OPERATIONS SUPERVISOR (407)	4	37.5742	6,512.87	78,154.44
CCEA	TRANSIT OPERATIONS SUPERVISOR (407)	5	39.4953	6,845.84	82,150.12

# Culver CITY

## Salary Schedule

### Effective Date 10/28/2019

**Note:** For FIRE job titles, the printed hourly rates are for 40-hour employees. To determine the hourly rates for 56-hour employees, divide the annual rate by 2912. (Titles with two codes in parentheses indicate they are 40-hour & 56-hour positions. The first code is for 40-hr, the second one for 56-hr.)

Group	Title	Step	Hourly Rate	Monthly Rate	Annual Rate
CCEA	URBAN FORESTER (316)	1	28.7087	4,976.18	59,714.20
CCEA	URBAN FORESTER (316)	2	30.1762	5,230.55	62,766.60
CCEA	URBAN FORESTER (316)	3	31.7170	5,497.61	65,971.36
CCEA	URBAN FORESTER (316)	4	33.3380	5,778.59	69,343.04
CCEA	URBAN FORESTER (316)	5	35.0420	6,073.95	72,887.36
CCEA	VAN DRIVER (300)	1	20.2745	3,514.25	42,170.96
CCEA	VAN DRIVER (300)	2	21.2058	3,675.66	44,107.96
CCEA	VAN DRIVER (300)	3	22.2905	3,863.69	46,364.24
CCEA	VAN DRIVER (300)	4	23.4297	4,061.16	48,733.88
CCEA	VAN DRIVER (300)	5	24.6274	4,268.75	51,224.94
CCEA	WAREHOUSE SUPERVISOR (401)	1	27.7980	4,818.32	57,819.84
CCEA	WAREHOUSE SUPERVISOR (401)	2	29.2206	5,064.91	60,778.90
CCEA	WAREHOUSE SUPERVISOR (401)	3	30.6781	5,317.54	63,810.50
CCEA	WAREHOUSE SUPERVISOR (401)	4	32.2427	5,588.74	67,064.92
CCEA	WAREHOUSE SUPERVISOR (401)	5	33.8906	5,874.38	70,492.50
CCEA	WEBMASTER (441)	1	44.9579	7,792.70	93,512.38
CCEA	WEBMASTER (441)	2	47.2562	8,191.08	98,293.00
CCEA	WEBMASTER (441)	3	49.6709	8,609.62	103,315.42
CCEA	WEBMASTER (441)	4	52.2090	9,049.56	108,594.72
CCEA	WEBMASTER (441)	5	54.8765	9,511.93	114,143.12
CCEA	WELDER (320)	1	28.8490	5,000.49	60,005.92
CCEA	WELDER (320)	2	30.3236	5,256.10	63,073.14
CCEA	WELDER (320)	3	31.8727	5,524.61	66,295.32
CCEA	WELDER (320)	4	33.6678	5,835.74	70,028.92
CCEA	WELDER (320)	5	35.2136	6,103.70	73,244.34
CCEA	WELDER-REG PT (320R)	1	28.8490	5,000.49	60,005.92
CCEA	WELDER-REG PT (320R)	2	30.3236	5,256.10	63,073.14
CCEA	WELDER-REG PT (320R)	3	31.8727	5,524.61	66,295.32

# Culver CITY

## Salary Schedule

### Effective Date 10/28/2019

**Note:** For FIRE job titles, the printed hourly rates are for 40-hour employees. To determine the hourly rates for 56-hour employees, divide the annual rate by 2912. (Titles with two codes in parentheses indicate they are 40-hour & 56-hour positions. The first code is for 40-hr, the second one for 56-hr.)

Group	Title	Step	Hourly Rate	Monthly Rate	Annual Rate
CCMG	ACCOUNTG & INVESTMENTS MANAGER (837)	1	54.0895	9,375.51	112,506.16
CCMG	ACCOUNTG & INVESTMENTS MANAGER (837)	2	56.8540	9,854.69	118,256.32
CCMG	ACCOUNTG & INVESTMENTS MANAGER (837)	3	59.7582	10,358.10	124,297.16
CCMG	ACCOUNTG & INVESTMENTS MANAGER (837)	4	62.8125	10,887.50	130,650.00
CCMG	ACCOUNTG & INVESTMENTS MANAGER (837)	5	66.0218	11,443.77	137,325.24
CCMG	ACCOUNTING OPERATIONS MANAGER (803)	1	49.1722	8,523.19	102,278.28
CCMG	ACCOUNTING OPERATIONS MANAGER (803)	2	51.6854	8,958.80	107,505.58
CCMG	ACCOUNTING OPERATIONS MANAGER (803)	3	54.3257	9,416.46	112,997.56
CCMG	ACCOUNTING OPERATIONS MANAGER (803)	4	57.1022	9,897.72	118,772.68
CCMG	ACCOUNTING OPERATIONS MANAGER (803)	5	60.0199	10,403.45	124,841.34
CCMG	ADVANCE PLANNING MANAGER (826)	1	63.7185	11,044.54	132,534.48
CCMG	ADVANCE PLANNING MANAGER (826)	2	66.9754	11,609.07	139,308.78
CCMG	ADVANCE PLANNING MANAGER (826)	3	70.3978	12,202.28	146,427.32
CCMG	ADVANCE PLANNING MANAGER (826)	4	73.9951	12,825.82	153,909.86
CCMG	ADVANCE PLANNING MANAGER (826)	5	77.7754	13,481.07	161,772.78
CCMG	ASSISTANT CITY ATTORNEY (818)	1	81.5611	14,137.26	169,647.14
CCMG	ASSISTANT CITY ATTORNEY (818)	2	85.7305	14,859.95	178,319.44
CCMG	ASSISTANT CITY ATTORNEY (818)	3	90.1105	15,619.15	187,429.84
CCMG	ASSISTANT CITY ATTORNEY (818)	4	94.7143	16,417.14	197,005.64
CCMG	ASSISTANT CITY ATTORNEY (818)	5	99.5533	17,255.90	207,070.76
CCMG	ASST CHIEF FINANCIAL OFFICER (824)	1	66.9754	11,609.07	139,308.78
CCMG	ASST CHIEF FINANCIAL OFFICER (824)	2	70.3978	12,202.28	146,427.32
CCMG	ASST CHIEF FINANCIAL OFFICER (824)	3	73.9951	12,825.82	153,909.86
CCMG	ASST CHIEF FINANCIAL OFFICER (824)	4	77.7754	13,481.07	161,772.78
CCMG	ASST CHIEF FINANCIAL OFFICER (824)	5	81.7501	14,170.02	170,040.26
CCMG	ASST ENVRN PROGAMS/OPS MGR (832)	1	51.1713	8,869.68	106,436.20
CCMG	ASST ENVRN PROGAMS/OPS MGR (832)	2	53.7871	9,323.10	111,877.22
CCMG	ASST ENVRN PROGAMS/OPS MGR (832)	3	56.5357	9,799.53	117,594.36
CCMG	ASST ENVRN PROGAMS/OPS MGR (832)	4	59.4243	10,300.20	123,602.44
CCMG	ASST ENVRN PROGAMS/OPS MGR (832)	5	62.4598	10,826.36	129,916.28
CCMG	ASST MAINT OPERATIONS MANAGER (823)	1	45.4026	7,869.79	94,437.46
CCMG	ASST MAINT OPERATIONS MANAGER (823)	2	47.7223	8,271.86	99,262.28
CCMG	ASST MAINT OPERATIONS MANAGER (823)	3	50.1607	8,694.53	104,334.36
CCMG	ASST MAINT OPERATIONS MANAGER (823)	4	52.7241	9,138.85	109,666.18
CCMG	ASST MAINT OPERATIONS MANAGER (823)	5	55.4191	9,605.98	115,271.78
CCMG	BUDGET & FINANCIAL OPS MANAGER (804)	1	54.0895	9,375.51	112,506.16
CCMG	BUDGET & FINANCIAL OPS MANAGER (804)	2	56.8540	9,854.69	118,256.32
CCMG	BUDGET & FINANCIAL OPS MANAGER (804)	3	59.7582	10,358.10	124,297.16
CCMG	BUDGET & FINANCIAL OPS MANAGER (804)	4	62.8125	10,887.50	130,650.00

# Culver CITY

## Salary Schedule

### Effective Date 10/28/2019

**Note:** For FIRE job titles, the printed hourly rates are for 40-hour employees. To determine the hourly rates for 56-hour employees, divide the annual rate by 2912. (Titles with two codes in parentheses indicate they are 40-hour & 56-hour positions. The first code is for 40-hr, the second one for 56-hr.)

Group	Title	Step	Hourly Rate	Monthly Rate	Annual Rate
CCMG	BUDGET & FINANCIAL OPS MANAGER (804)	5	66.0218	11,443.77	137,325.24
CCMG	BUDGET MANAGEMENT ANALYST (709)	1	41.3005	7,158.75	85,905.04
CCMG	BUDGET MANAGEMENT ANALYST (709)	2	43.4115	7,524.66	90,295.92
CCMG	BUDGET MANAGEMENT ANALYST (709)	3	45.6298	7,909.16	94,909.88
CCMG	BUDGET MANAGEMENT ANALYST (709)	4	47.9612	8,313.28	99,759.40
CCMG	BUDGET MANAGEMENT ANALYST (709)	5	50.4114	8,737.97	104,855.66
CCMG	BUILDING MAINTENANCE SUPV (706)	1	38.7104	6,709.80	80,517.58
CCMG	BUILDING MAINTENANCE SUPV (706)	2	40.6886	7,052.70	84,632.34
CCMG	BUILDING MAINTENANCE SUPV (706)	3	42.7681	7,413.14	88,957.70
CCMG	BUILDING MAINTENANCE SUPV (706)	4	44.9537	7,791.98	93,503.80
CCMG	BUILDING MAINTENANCE SUPV (706)	5	47.2500	8,190.00	98,280.00
CCMG	BUILDING OFFICIAL (817)	1	65.6523	11,379.72	136,556.68
CCMG	BUILDING OFFICIAL (817)	2	69.0072	11,961.26	143,535.08
CCMG	BUILDING OFFICIAL (817)	3	72.5334	12,572.45	150,869.42
CCMG	BUILDING OFFICIAL (817)	4	76.2378	13,214.54	158,574.52
CCMG	BUILDING OFFICIAL (817)	5	80.1358	13,890.20	166,682.36
CCMG	CITY CLERK (828)	1	66.9754	11,609.07	139,308.78
CCMG	CITY CLERK (828)	2	70.3978	12,202.28	146,427.32
CCMG	CITY CLERK (828)	3	73.9951	12,825.82	153,909.86
CCMG	CITY CLERK (828)	4	77.7754	13,481.07	161,772.78
CCMG	CITY CLERK (828)	5	81.7501	14,170.02	170,040.26
CCMG	CLAIMS & SAFETY COORDINATOR (711)	1	41.9230	7,266.65	87,199.84
CCMG	CLAIMS & SAFETY COORDINATOR (711)	2	44.0655	7,638.02	91,656.24
CCMG	CLAIMS & SAFETY COORDINATOR (711)	3	46.3175	8,028.37	96,340.40
CCMG	CLAIMS & SAFETY COORDINATOR (711)	4	48.6837	8,438.52	101,262.20
CCMG	CLAIMS & SAFETY COORDINATOR (711)	5	51.1713	8,869.68	106,436.20
CCMG	COMMUNICATION SUPERVISOR (830)	1	41.9629	7,273.57	87,282.78
CCMG	COMMUNICATION SUPERVISOR (830)	2	44.1083	7,645.43	91,745.16
CCMG	COMMUNICATION SUPERVISOR (830)	3	46.3619	8,036.06	96,432.70
CCMG	COMMUNICATION SUPERVISOR (830)	4	48.7299	8,446.51	101,358.14
CCMG	COMMUNICATION SUPERVISOR (830)	5	51.2209	8,878.29	106,539.42
CCMG	CULTURAL AFFAIRS COORD (724)	1	45.4026	7,869.79	94,437.46
CCMG	CULTURAL AFFAIRS COORD (724)	2	47.7223	8,271.86	99,262.28
CCMG	CULTURAL AFFAIRS COORD (724)	3	50.1607	8,694.53	104,334.36
CCMG	CULTURAL AFFAIRS COORD (724)	4	52.7241	9,138.85	109,666.18
CCMG	CULTURAL AFFAIRS COORD (724)	5	55.4191	9,605.98	115,271.78
CCMG	CURRENT PLANNING MANAGER (831)	1	63.7185	11,044.54	132,534.48
CCMG	CURRENT PLANNING MANAGER (831)	2	66.9754	11,609.07	139,308.78
CCMG	CURRENT PLANNING MANAGER (831)	3	70.3978	12,202.28	146,427.32
CCMG	CURRENT PLANNING MANAGER (831)	4	73.9951	12,825.82	153,909.86
CCMG	CURRENT PLANNING MANAGER (831)	5	77.7754	13,481.07	161,772.78

# Culver CITY

## Salary Schedule

### Effective Date 10/28/2019

**Note:** For FIRE job titles, the printed hourly rates are for 40-hour employees. To determine the hourly rates for 56-hour employees, divide the annual rate by 2912. (Titles with two codes in parentheses indicate they are 40-hour & 56-hour positions. The first code is for 40-hr, the second one for 56-hr.)

Group	Title	Step	Hourly Rate	Monthly Rate	Annual Rate
CCMG	DEP CMTY DEV DIR/ECON DEV MGR (819)	1	66.9754	11,609.07	139,308.78
CCMG	DEP CMTY DEV DIR/ECON DEV MGR (819)	2	70.3978	12,202.28	146,427.32
CCMG	DEP CMTY DEV DIR/ECON DEV MGR (819)	3	73.9951	12,825.82	153,909.86
CCMG	DEP CMTY DEV DIR/ECON DEV MGR (819)	4	77.7754	13,481.07	161,772.78
CCMG	DEP CMTY DEV DIR/ECON DEV MGR (819)	5	81.7501	14,170.02	170,040.26
CCMG	DEP CMTY DEV DIR/PLANNING MGR (816)	1	63.7185	11,044.54	132,534.48
CCMG	DEP CMTY DEV DIR/PLANNING MGR (816)	2	66.9754	11,609.07	139,308.78
CCMG	DEP CMTY DEV DIR/PLANNING MGR (816)	3	70.3978	12,202.28	146,427.32
CCMG	DEP CMTY DEV DIR/PLANNING MGR (816)	4	73.9951	12,825.82	153,909.86
CCMG	DEP CMTY DEV DIR/PLANNING MGR (816)	5	77.7754	13,481.07	161,772.78
CCMG	DEPUTY BUILDING OFFICIAL (835)	1	54.0895	9,375.51	112,506.16
CCMG	DEPUTY BUILDING OFFICIAL (835)	2	56.8540	9,854.69	118,256.32
CCMG	DEPUTY BUILDING OFFICIAL (835)	3	59.7582	10,358.10	124,297.16
CCMG	DEPUTY BUILDING OFFICIAL (835)	4	62.8125	10,887.50	130,650.00
CCMG	DEPUTY BUILDING OFFICIAL (835)	5	66.0218	11,443.77	137,325.24
CCMG	DEPUTY CITY ATTORNEY I (720)	1	57.3879	9,947.23	119,366.78
CCMG	DEPUTY CITY ATTORNEY I (720)	2	60.3206	10,455.58	125,466.90
CCMG	DEPUTY CITY ATTORNEY I (720)	3	63.4016	10,989.62	131,875.38
CCMG	DEPUTY CITY ATTORNEY I (720)	4	66.6409	11,551.09	138,613.02
CCMG	DEPUTY CITY ATTORNEY I (720)	5	70.0481	12,141.68	145,700.10
CCMG	DEPUTY CITY ATTORNEY II (721)	1	61.8406	10,719.04	128,628.50
CCMG	DEPUTY CITY ATTORNEY II (721)	2	65.0007	11,266.80	135,201.56
CCMG	DEPUTY CITY ATTORNEY II (721)	3	68.3217	11,842.44	142,109.24
CCMG	DEPUTY CITY ATTORNEY II (721)	4	71.8128	12,447.54	149,370.52
CCMG	DEPUTY CITY ATTORNEY II (721)	5	75.4823	13,083.59	157,003.08
CCMG	DEPUTY TRANS DIRECTOR (821)	1	61.8406	10,719.04	128,628.50
CCMG	DEPUTY TRANS DIRECTOR (821)	2	65.0007	11,266.80	135,201.56
CCMG	DEPUTY TRANS DIRECTOR (821)	3	68.3217	11,842.44	142,109.24
CCMG	DEPUTY TRANS DIRECTOR (821)	4	71.8128	12,447.54	149,370.52
CCMG	DEPUTY TRANS DIRECTOR (821)	5	75.4823	13,083.59	157,003.08
CCMG	ECON DEV PROJECT MANAGER (718)	1	51.1713	8,869.68	106,436.20
CCMG	ECON DEV PROJECT MANAGER (718)	2	53.7871	9,323.10	111,877.22
CCMG	ECON DEV PROJECT MANAGER (718)	3	56.5357	9,799.53	117,594.36
CCMG	ECON DEV PROJECT MANAGER (718)	4	59.4243	10,300.20	123,602.44
CCMG	ECON DEV PROJECT MANAGER (718)	5	62.4598	10,826.36	129,916.28
CCMG	ECONOMIC DEV MANAGER (806)	1	51.1713	8,869.68	106,436.20
CCMG	ECONOMIC DEV MANAGER (806)	2	53.7871	9,323.10	111,877.22
CCMG	ECONOMIC DEV MANAGER (806)	3	56.5357	9,799.53	117,594.36
CCMG	ECONOMIC DEV MANAGER (806)	4	59.4243	10,300.20	123,602.44
CCMG	ECONOMIC DEV MANAGER (806)	5	62.4598	10,826.36	129,916.28

# Culver CITY

## Salary Schedule

### Effective Date 10/28/2019

**Note:** For FIRE job titles, the printed hourly rates are for 40-hour employees. To determine the hourly rates for 56-hour employees, divide the annual rate by 2912. (Titles with two codes in parentheses indicate they are 40-hour & 56-hour positions. The first code is for 40-hr, the second one for 56-hr.)

Group	Title	Step	Hourly Rate	Monthly Rate	Annual Rate
CCMG	EMERGENCY PREPAREDNESS COORD (712)	1	43.6234	7,561.39	90,736.62
CCMG	EMERGENCY PREPAREDNESS COORD (712)	2	45.8529	7,947.83	95,373.98
CCMG	EMERGENCY PREPAREDNESS COORD (712)	3	48.1950	8,353.80	100,245.60
CCMG	EMERGENCY PREPAREDNESS COORD (712)	4	50.6586	8,780.83	105,369.94
CCMG	EMERGENCY PREPAREDNESS COORD (712)	5	53.2470	9,229.48	110,753.76
CCMG	ENFORCMENT SERVICES MANAGER (800)	1	51.1713	8,869.68	106,436.20
CCMG	ENFORCMENT SERVICES MANAGER (800)	2	53.7871	9,323.10	111,877.22
CCMG	ENFORCMENT SERVICES MANAGER (800)	3	56.5357	9,799.53	117,594.36
CCMG	ENFORCMENT SERVICES MANAGER (800)	4	59.4243	10,300.20	123,602.44
CCMG	ENFORCMENT SERVICES MANAGER (800)	5	62.4598	10,826.36	129,916.28
CCMG	ENGINEERING SERVICES MANAGER (814)	1	61.5319	10,665.53	127,986.30
CCMG	ENGINEERING SERVICES MANAGER (814)	2	64.6767	11,210.64	134,527.64
CCMG	ENGINEERING SERVICES MANAGER (814)	3	67.9813	11,783.42	141,401.00
CCMG	ENGINEERING SERVICES MANAGER (814)	4	71.4563	12,385.75	148,629.00
CCMG	ENGINEERING SERVICES MANAGER (814)	5	75.1060	13,018.37	156,220.48
CCMG	ENVIRONMENTAL COORDINATOR (722)	1	42.7681	7,413.14	88,957.70
CCMG	ENVIRONMENTAL COORDINATOR (722)	2	44.9537	7,791.98	93,503.80
CCMG	ENVIRONMENTAL COORDINATOR (722)	3	47.2500	8,190.00	98,280.00
CCMG	ENVIRONMENTAL COORDINATOR (722)	4	49.6654	8,608.67	103,303.98
CCMG	ENVIRONMENTAL COORDINATOR (722)	5	52.2030	9,048.52	108,582.24
CCMG	ENVIRONMENTAL PROGS/OPS MANAGE (815)	1	61.5319	10,665.53	127,986.30
CCMG	ENVIRONMENTAL PROGS/OPS MANAGE (815)	2	64.6767	11,210.64	134,527.64
CCMG	ENVIRONMENTAL PROGS/OPS MANAGE (815)	3	67.9813	11,783.42	141,401.00
CCMG	ENVIRONMENTAL PROGS/OPS MANAGE (815)	4	71.4563	12,385.75	148,629.00
CCMG	ENVIRONMENTAL PROGS/OPS MANAGE (815)	5	75.1060	13,018.37	156,220.48
CCMG	FINANCE MANAGER (838)	1	63.7185	11,044.54	132,534.48
CCMG	FINANCE MANAGER (838)	2	66.9754	11,609.07	139,308.78
CCMG	FINANCE MANAGER (838)	3	70.3978	12,202.28	146,427.32
CCMG	FINANCE MANAGER (838)	4	73.9951	12,825.82	153,909.86
CCMG	FINANCE MANAGER (838)	5	77.7754	13,481.07	161,772.78
CCMG	FINANCIAL SYSTM/PURCHASING MGR (836)	1	54.0895	9,375.51	112,506.16
CCMG	FINANCIAL SYSTM/PURCHASING MGR (836)	2	56.8540	9,854.69	118,256.32
CCMG	FINANCIAL SYSTM/PURCHASING MGR (836)	3	59.7582	10,358.10	124,297.16
CCMG	FINANCIAL SYSTM/PURCHASING MGR (836)	4	62.8125	10,887.50	130,650.00
CCMG	FINANCIAL SYSTM/PURCHASING MGR (836)	5	66.0218	11,443.77	137,325.24
CCMG	FLEET SERVICES MANAGER (811)	1	55.4191	9,605.98	115,271.78
CCMG	FLEET SERVICES MANAGER (811)	2	58.2504	10,096.73	121,160.78
CCMG	FLEET SERVICES MANAGER (811)	3	61.2263	10,612.55	127,350.60
CCMG	FLEET SERVICES MANAGER (811)	4	64.3550	11,154.87	133,858.40



# Culver CITY

## Salary Schedule

### Effective Date 10/28/2019

**Note:** For FIRE job titles, the printed hourly rates are for 40-hour employees. To determine the hourly rates for 56-hour employees, divide the annual rate by 2912. (Titles with two codes in parentheses indicate they are 40-hour & 56-hour positions. The first code is for 40-hr, the second one for 56-hr.)

Group	Title	Step	Hourly Rate	Monthly Rate	Annual Rate
CCMG	FLEET SERVICES MANAGER (811)	5	67.6446	11,725.07	140,700.82
CCMG	HOUSING PROGRAMS ADMINISTRATOR (809)	1	54.8711	9,511.00	114,131.94
CCMG	HOUSING PROGRAMS ADMINISTRATOR (809)	2	57.6745	9,996.91	119,962.96
CCMG	HOUSING PROGRAMS ADMINISTRATOR (809)	3	60.6213	10,507.68	126,092.20
CCMG	HOUSING PROGRAMS ADMINISTRATOR (809)	4	63.7185	11,044.54	132,534.48
CCMG	HOUSING PROGRAMS ADMINISTRATOR (809)	5	66.9754	11,609.07	139,308.78
CCMG	HOUSING PROGRAMS SUPERVISOR (827)	1	41.2666	7,152.88	85,834.58
CCMG	HOUSING PROGRAMS SUPERVISOR (827)	2	43.3297	7,510.49	90,125.88
CCMG	HOUSING PROGRAMS SUPERVISOR (827)	3	45.4964	7,886.04	94,632.46
CCMG	HOUSING PROGRAMS SUPERVISOR (827)	4	47.7712	8,280.35	99,364.20
CCMG	HOUSING PROGRAMS SUPERVISOR (827)	5	50.1598	8,694.36	104,332.28
CCMG	HUMAN RESOURCES ANALYST (702)	1	38.1358	6,610.20	79,322.36
CCMG	HUMAN RESOURCES ANALYST (702)	2	40.0848	6,948.02	83,376.28
CCMG	HUMAN RESOURCES ANALYST (702)	3	42.1328	7,303.01	87,636.12
CCMG	HUMAN RESOURCES ANALYST (702)	4	44.2857	7,676.20	92,114.36
CCMG	HUMAN RESOURCES ANALYST (702)	5	46.5482	8,068.36	96,820.36
CCMG	HUMAN RESOURCES EQUITY MGR (833)	1	49.1722	8,523.19	102,278.28
CCMG	HUMAN RESOURCES EQUITY MGR (833)	2	51.6854	8,958.80	107,505.58
CCMG	HUMAN RESOURCES EQUITY MGR (833)	3	54.3257	9,416.46	112,997.56
CCMG	HUMAN RESOURCES EQUITY MGR (833)	4	57.1022	9,897.72	118,772.68
CCMG	HUMAN RESOURCES EQUITY MGR (833)	5	60.0199	10,403.45	124,841.34
CCMG	LEGAL OPERATIONS MANAGER (715)	1	45.4026	7,869.79	94,437.46
CCMG	LEGAL OPERATIONS MANAGER (715)	2	47.7223	8,271.86	99,262.28
CCMG	LEGAL OPERATIONS MANAGER (715)	3	50.1607	8,694.53	104,334.36
CCMG	LEGAL OPERATIONS MANAGER (715)	4	52.7241	9,138.85	109,666.18
CCMG	LEGAL OPERATIONS MANAGER (715)	5	55.4191	9,605.98	115,271.78
CCMG	MAINTENANCE OPERATIONS MGR (813)	1	55.9739	9,702.14	116,425.66
CCMG	MAINTENANCE OPERATIONS MGR (813)	2	58.8343	10,197.94	122,375.24
CCMG	MAINTENANCE OPERATIONS MGR (813)	3	61.8406	10,719.04	128,628.50
CCMG	MAINTENANCE OPERATIONS MGR (813)	4	65.0007	11,266.80	135,201.56
CCMG	MAINTENANCE OPERATIONS MGR (813)	5	68.3217	11,842.44	142,109.24
CCMG	MANAGEMENT ANALYST (703)	1	38.1358	6,610.20	79,322.36
CCMG	MANAGEMENT ANALYST (703)	2	40.0848	6,948.02	83,376.28
CCMG	MANAGEMENT ANALYST (703)	3	42.1328	7,303.01	87,636.12
CCMG	MANAGEMENT ANALYST (703)	4	44.2857	7,676.20	92,114.36
CCMG	MANAGEMENT ANALYST (703)	5	46.5482	8,068.36	96,820.36
CCMG	MOBILITY & TRAFFIC ENGINEER (801)	1	66.9754	11,609.07	139,308.78
CCMG	MOBILITY & TRAFFIC ENGINEER (801)	2	70.3978	12,202.28	146,427.32

# Culver CITY

## Salary Schedule

### Effective Date 10/28/2019

**Note:** For FIRE job titles, the printed hourly rates are for 40-hour employees. To determine the hourly rates for 56-hour employees, divide the annual rate by 2912. (Titles with two codes in parentheses indicate they are 40-hour & 56-hour positions. The first code is for 40-hr, the second one for 56-hr.)

Group	Title	Step	Hourly Rate	Monthly Rate	Annual Rate
CCMG	MOBILITY & TRAFFIC ENGINEER (801)	3	73.9951	12,825.82	153,909.86
CCMG	MOBILITY & TRAFFIC ENGINEER (801)	4	77.7754	13,481.07	161,772.78
CCMG	MOBILITY & TRAFFIC ENGINEER (801)	5	81.7501	14,170.02	170,040.26
CCMG	PARK MAINTENANCE SUPERVISOR (700)	1	37.1963	6,447.35	77,368.20
CCMG	PARK MAINTENANCE SUPERVISOR (700)	2	39.0974	6,776.88	81,322.54
CCMG	PARK MAINTENANCE SUPERVISOR (700)	3	41.0954	7,123.20	85,478.38
CCMG	PARK MAINTENANCE SUPERVISOR (700)	4	43.1948	7,487.09	89,845.08
CCMG	PARK MAINTENANCE SUPERVISOR (700)	5	45.4026	7,869.79	94,437.46
CCMG	PARKS MANAGER (802)	1	50.1084	8,685.45	104,225.42
CCMG	PARKS MANAGER (802)	2	52.6688	9,129.25	109,551.00
CCMG	PARKS MANAGER (802)	3	55.3601	9,595.76	115,149.06
CCMG	PARKS MANAGER (802)	4	58.1900	10,086.27	121,035.20
CCMG	PARKS MANAGER (802)	5	61.1629	10,601.57	127,218.78
CCMG	PAYROLL ANALYST (726)	1	38.1358	6,610.20	79,322.36
CCMG	PAYROLL ANALYST (726)	2	40.0848	6,948.02	83,376.28
CCMG	PAYROLL ANALYST (726)	3	42.1328	7,303.01	87,636.12
CCMG	PAYROLL ANALYST (726)	4	44.2857	7,676.20	92,114.36
CCMG	PAYROLL ANALYST (726)	5	46.5482	8,068.36	96,820.36
CCMG	PROCURE & FINANCIAL SVCS MGR (820)	1	49.1722	8,523.19	102,278.28
CCMG	PROCURE & FINANCIAL SVCS MGR (820)	2	51.6854	8,958.80	107,505.58
CCMG	PROCURE & FINANCIAL SVCS MGR (820)	3	54.3257	9,416.46	112,997.56
CCMG	PROCURE & FINANCIAL SVCS MGR (820)	4	57.1022	9,897.72	118,772.68
CCMG	PROCURE & FINANCIAL SVCS MGR (820)	5	60.0199	10,403.45	124,841.34
CCMG	REC & COMM SVCS MGR (834)	1	55.1451	9,558.49	114,701.86
CCMG	REC & COMM SVCS MGR (834)	2	57.9625	10,046.83	120,562.00
CCMG	REC & COMM SVCS MGR (834)	3	60.9245	10,560.25	126,722.96
CCMG	REC & COMM SVCS MGR (834)	4	64.0379	11,099.90	133,198.78
CCMG	REC & COMM SVCS MGR (834)	5	67.3100	11,667.07	140,004.80
CCMG	REC & COMM SVCS SUPERVISOR (729)	1	37.3827	6,479.68	77,756.12
CCMG	REC & COMM SVCS SUPERVISOR (729)	2	39.2921	6,810.64	81,727.62
CCMG	REC & COMM SVCS SUPERVISOR (729)	3	41.3005	7,158.75	85,905.04
CCMG	REC & COMM SVCS SUPERVISOR (729)	4	43.4115	7,524.66	90,295.92
CCMG	REC & COMM SVCS SUPERVISOR (729)	5	45.6298	7,909.16	94,909.88
CCMG	RECREATION SUPERVISOR (701)	1	37.3827	6,479.68	77,756.12
CCMG	RECREATION SUPERVISOR (701)	2	39.2921	6,810.64	81,727.62
CCMG	RECREATION SUPERVISOR (701)	3	41.3005	7,158.75	85,905.04
CCMG	RECREATION SUPERVISOR (701)	4	43.4115	7,524.66	90,295.92
CCMG	RECREATION SUPERVISOR (701)	5	45.6298	7,909.16	94,909.88
CCMG	REVENUE & BUDGET SUPERVISOR (727)	1	45.4026	7,869.79	94,437.46
CCMG	REVENUE & BUDGET SUPERVISOR (727)	2	47.7223	8,271.86	99,262.28
CCMG	REVENUE & BUDGET SUPERVISOR (727)	3	50.1607	8,694.53	104,334.36

# Culver CITY

## Salary Schedule

### Effective Date 10/28/2019

**Note:** For FIRE job titles, the printed hourly rates are for 40-hour employees. To determine the hourly rates for 56-hour employees, divide the annual rate by 2912. (Titles with two codes in parentheses indicate they are 40-hour & 56-hour positions. The first code is for 40-hr, the second one for 56-hr.)

Group	Title	Step	Hourly Rate	Monthly Rate	Annual Rate
CCMG	REVENUE & BUDGET SUPERVISOR (727)	4	52.7241	9,138.85	109,666.18
CCMG	REVENUE & BUDGET SUPERVISOR (727)	5	55.4191	9,605.98	115,271.78
CCMG	REVENUE OPERATIONS MANAGER (805)	1	49.1722	8,523.19	102,278.28
CCMG	REVENUE OPERATIONS MANAGER (805)	2	51.6854	8,958.80	107,505.58
CCMG	REVENUE OPERATIONS MANAGER (805)	3	54.3257	9,416.46	112,997.56
CCMG	REVENUE OPERATIONS MANAGER (805)	4	57.1022	9,897.72	118,772.68
CCMG	REVENUE OPERATIONS MANAGER (805)	5	60.0199	10,403.45	124,841.34
CCMG	SAFETY & TRAINING COORDINATOR (728)	1	40.5159	7,022.75	84,273.02
CCMG	SAFETY & TRAINING COORDINATOR (728)	2	42.5863	7,381.62	88,579.40
CCMG	SAFETY & TRAINING COORDINATOR (728)	3	44.7624	7,758.81	93,105.74
CCMG	SAFETY & TRAINING COORDINATOR (728)	4	47.0503	8,155.38	97,864.52
CCMG	SAFETY & TRAINING COORDINATOR (728)	5	49.4537	8,571.98	102,863.80
CCMG	SENIOR ACCOUNTANT (707)	1	39.2921	6,810.64	81,727.62
CCMG	SENIOR ACCOUNTANT (707)	2	41.3005	7,158.75	85,905.04
CCMG	SENIOR ACCOUNTANT (707)	3	43.4115	7,524.66	90,295.92
CCMG	SENIOR ACCOUNTANT (707)	4	45.6298	7,909.16	94,909.88
CCMG	SENIOR ACCOUNTANT (707)	5	47.9612	8,313.28	99,759.40
CCMG	SPECIAL EVENTS COORDINATOR (708)	1	41.0954	7,123.20	85,478.38
CCMG	SPECIAL EVENTS COORDINATOR (708)	2	43.1948	7,487.09	89,845.08
CCMG	SPECIAL EVENTS COORDINATOR (708)	3	45.4026	7,869.79	94,437.46
CCMG	SPECIAL EVENTS COORDINATOR (708)	4	47.7223	8,271.86	99,262.28
CCMG	SPECIAL EVENTS COORDINATOR (708)	5	50.1607	8,694.53	104,334.36
CCMG	SR & SOCIAL SERVICES MANAGER (810)	1	55.1451	9,558.49	114,701.86
CCMG	SR & SOCIAL SERVICES MANAGER (810)	2	57.9625	10,046.83	120,562.00
CCMG	SR & SOCIAL SERVICES MANAGER (810)	3	60.9245	10,560.25	126,722.96
CCMG	SR & SOCIAL SERVICES MANAGER (810)	4	64.0379	11,099.90	133,198.78
CCMG	SR & SOCIAL SERVICES MANAGER (810)	5	67.3100	11,667.07	140,004.80
CCMG	SR BUILDING & SAFETY INSPECTOR (705)	1	38.3257	6,643.13	79,717.56
CCMG	SR BUILDING & SAFETY INSPECTOR (705)	2	40.2852	6,982.78	83,793.32
CCMG	SR BUILDING & SAFETY INSPECTOR (705)	3	42.3439	7,339.61	88,075.26
CCMG	SR BUILDING & SAFETY INSPECTOR (705)	4	44.5073	7,714.59	92,575.08
CCMG	SR BUILDING & SAFETY INSPECTOR (705)	5	46.7815	8,108.79	97,305.52
CCMG	SR CIVIL ENGINEER (719)	1	54.8711	9,511.00	114,131.94
CCMG	SR CIVIL ENGINEER (719)	2	57.6745	9,996.91	119,962.96
CCMG	SR CIVIL ENGINEER (719)	3	60.6213	10,507.68	126,092.20
CCMG	SR CIVIL ENGINEER (719)	4	63.7185	11,044.54	132,534.48
CCMG	SR CIVIL ENGINEER (719)	5	66.9754	11,609.07	139,308.78
CCMG	SR DEPUTY CITY ATTORNEY II (725)	1	69.8800	12,112.53	145,350.40
CCMG	SR DEPUTY CITY ATTORNEY II (725)	2	73.4509	12,731.49	152,777.82
CCMG	SR DEPUTY CITY ATTORNEY II (725)	3	77.2035	13,381.94	160,583.28
CCMG	SR DEPUTY CITY ATTORNEY II (725)	4	81.1485	14,065.74	168,788.88

# Culver CITY

## Salary Schedule

### Effective Date 10/28/2019

**Note:** For FIRE job titles, the printed hourly rates are for 40-hour employees. To determine the hourly rates for 56-hour employees, divide the annual rate by 2912. (Titles with two codes in parentheses indicate they are 40-hour & 56-hour positions. The first code is for 40-hr, the second one for 56-hr.)

Group	Title	Step	Hourly Rate	Monthly Rate	Annual Rate
CCMG	SR DEPUTY CITY ATTORNEY II (725)	5	85.2950	14,784.47	177,413.60
CCMG	SR ENTERPRISE BUSINESS ANALYST (716)	1	46.5482	8,068.36	96,820.36
CCMG	SR ENTERPRISE BUSINESS ANALYST (716)	2	48.9275	8,480.77	101,769.20
CCMG	SR ENTERPRISE BUSINESS ANALYST (716)	3	51.4277	8,914.14	106,969.72
CCMG	SR ENTERPRISE BUSINESS ANALYST (716)	4	54.0552	9,369.58	112,434.92
CCMG	SR ENTERPRISE BUSINESS ANALYST (716)	5	56.8177	9,848.41	118,180.92
CCMG	SR MANAGEMENT ANALYST (713)	1	45.4026	7,869.79	94,437.46
CCMG	SR MANAGEMENT ANALYST (713)	2	47.7223	8,271.86	99,262.28
CCMG	SR MANAGEMENT ANALYST (713)	3	50.1607	8,694.53	104,334.36
CCMG	SR MANAGEMENT ANALYST (713)	4	52.7241	9,138.85	109,666.18
CCMG	SR MANAGEMENT ANALYST (713)	5	55.4191	9,605.98	115,271.78
CCMG	SR MANAGEMENT ANALYST/BUDGET (714)	1	45.4026	7,869.79	94,437.46
CCMG	SR MANAGEMENT ANALYST/BUDGET (714)	2	47.7223	8,271.86	99,262.28
CCMG	SR MANAGEMENT ANALYST/BUDGET (714)	3	50.1607	8,694.53	104,334.36
CCMG	SR MANAGEMENT ANALYST/BUDGET (714)	4	52.7241	9,138.85	109,666.18
CCMG	SR MANAGEMENT ANALYST/BUDGET (714)	5	55.4191	9,605.98	115,271.78
CCMG	SR MGMT ANALYST Y-RATE (795)	1	54.6547	9,473.49	113,681.88
CCMG	SR PLANNER (717)	1	49.1722	8,523.19	102,278.28
CCMG	SR PLANNER (717)	2	51.6854	8,958.80	107,505.58
CCMG	SR PLANNER (717)	3	54.3257	9,416.46	112,997.56
CCMG	SR PLANNER (717)	4	57.1022	9,897.72	118,772.68
CCMG	SR PLANNER (717)	5	60.0199	10,403.45	124,841.34
CCMG	SR SOLID WASTE & REC CRW SUPV (710)	1	45.4026	7,869.79	94,437.46
CCMG	SR SOLID WASTE & REC CRW SUPV (710)	2	47.7223	8,271.86	99,262.28
CCMG	SR SOLID WASTE & REC CRW SUPV (710)	3	50.1607	8,694.53	104,334.36
CCMG	SR SOLID WASTE & REC CRW SUPV (710)	4	52.7241	9,138.85	109,666.18
CCMG	SR SOLID WASTE & REC CRW SUPV (710)	5	55.4191	9,605.98	115,271.78
CCMG	SYSTEMS DEVELOPMENT MANAGER (807)	1	53.7871	9,323.10	111,877.22
CCMG	SYSTEMS DEVELOPMENT MANAGER (807)	2	56.5357	9,799.53	117,594.36
CCMG	SYSTEMS DEVELOPMENT MANAGER (807)	3	59.4243	10,300.20	123,602.44
CCMG	SYSTEMS DEVELOPMENT MANAGER (807)	4	62.4598	10,826.36	129,916.28
CCMG	SYSTEMS DEVELOPMENT MANAGER (807)	5	65.6523	11,379.72	136,556.68
CCMG	SYSTEMS SUPPORT MANAGER (825)	1	59.1658	10,255.40	123,064.76
CCMG	SYSTEMS SUPPORT MANAGER (825)	2	62.1892	10,779.47	129,353.64
CCMG	SYSTEMS SUPPORT MANAGER (825)	3	65.3667	11,330.24	135,962.84
CCMG	SYSTEMS SUPPORT MANAGER (825)	4	68.7058	11,909.00	142,907.96
CCMG	SYSTEMS SUPPORT MANAGER (825)	5	72.2175	12,517.70	150,212.40
CCMG	TECHNICAL SERVICES MANAGER (808)	1	59.1658	10,255.40	123,064.76
CCMG	TECHNICAL SERVICES MANAGER (808)	2	62.1892	10,779.47	129,353.64
CCMG	TECHNICAL SERVICES MANAGER (808)	3	65.3667	11,330.24	135,962.84

# Culver CITY

## Salary Schedule

### Effective Date 10/28/2019

**Note:** For FIRE job titles, the printed hourly rates are for 40-hour employees. To determine the hourly rates for 56-hour employees, divide the annual rate by 2912. (Titles with two codes in parentheses indicate they are 40-hour & 56-hour positions. The first code is for 40-hr, the second one for 56-hr.)

Group	Title	Step	Hourly Rate	Monthly Rate	Annual Rate
CCMG	TECHNICAL SERVICES MANAGER (808)	4	68.7058	11,909.00	142,907.96
CCMG	TECHNICAL SERVICES MANAGER (808)	5	72.2175	12,517.70	150,212.40
CCMG	TRAFFIC ENGINEERING MGR (822)	1	47.4867	8,231.04	98,772.44
CCMG	TRAFFIC ENGINEERING MGR (822)	2	49.9135	8,651.67	103,820.08
CCMG	TRAFFIC ENGINEERING MGR (822)	3	52.4641	9,093.78	109,125.38
CCMG	TRAFFIC ENGINEERING MGR (822)	4	55.1451	9,558.49	114,701.86
CCMG	TRAFFIC ENGINEERING MGR (822)	5	57.9625	10,046.83	120,562.00
CCMG	TRANSIT OPERATIONS ANALYST (704)	1	38.1358	6,610.20	79,322.36
CCMG	TRANSIT OPERATIONS ANALYST (704)	2	40.0848	6,948.02	83,376.28
CCMG	TRANSIT OPERATIONS ANALYST (704)	3	42.1328	7,303.01	87,636.12
CCMG	TRANSIT OPERATIONS ANALYST (704)	4	44.2857	7,676.20	92,114.36
CCMG	TRANSIT OPERATIONS ANALYST (704)	5	46.5482	8,068.36	96,820.36
CCMG	TRANSIT OPERATIONS MANAGER (812)	1	55.4191	9,605.98	115,271.78
CCMG	TRANSIT OPERATIONS MANAGER (812)	2	58.2504	10,096.73	121,160.78
CCMG	TRANSIT OPERATIONS MANAGER (812)	3	61.2263	10,612.55	127,350.60
CCMG	TRANSIT OPERATIONS MANAGER (812)	4	64.3550	11,154.87	133,858.40
CCMG	TRANSIT OPERATIONS MANAGER (812)	5	67.6446	11,725.07	140,700.82
CCMG	TRANSIT PLANNING MANAGER (829)	1	55.4191	9,605.98	115,271.78
CCMG	TRANSIT PLANNING MANAGER (829)	2	58.2504	10,096.73	121,160.78
CCMG	TRANSIT PLANNING MANAGER (829)	3	61.2263	10,612.55	127,350.60
CCMG	TRANSIT PLANNING MANAGER (829)	4	64.3550	11,154.87	133,858.40
CCMG	TRANSIT PLANNING MANAGER (829)	5	67.6446	11,725.07	140,700.82
CCMG	TRFC ENG ANALYST (723)	1	42.1328	7,303.01	87,636.12
CCMG	TRFC ENG ANALYST (723)	2	44.2857	7,676.20	92,114.36
CCMG	TRFC ENG ANALYST (723)	3	46.5482	8,068.36	96,820.36
CCMG	TRFC ENG ANALYST (723)	4	48.9275	8,480.77	101,769.20
CCMG	TRFC ENG ANALYST (723)	5	51.4277	8,914.14	106,969.72

# Culver CITY

## Salary Schedule

Effective Date 10/28/2019

**Note:** For FIRE job titles, the printed hourly rates are for 40-hour employees. To determine the hourly rates for 56-hour employees, divide the annual rate by 2912. (Titles with two codes in parentheses indicate they are 40-hour & 56-hour positions. The first code is for 40-hr, the second one for 56-hr.)

Group	Title	Step	Hourly Rate	Monthly Rate	Annual Rate
CNCL	COUNCIL MEMBER (001)	1	27.9870	485.12	5,821.40

# Culver CITY

## Salary Schedule

### Effective Date 10/28/2019

**Note:** For FIRE job titles, the printed hourly rates are for 40-hour employees. To determine the hourly rates for 56-hour employees, divide the annual rate by 2912. (Titles with two codes in parentheses indicate they are 40-hour & 56-hour positions. The first code is for 40-hr, the second one for 56-hr.)

Group	Title	Step	Hourly Rate	Monthly Rate	Annual Rate
EXEC	ADMIN SERVICES DIRECTOR (911)	1	84.1041	14,578.05	174,936.58
EXEC	ADMIN SERVICES DIRECTOR (911)	2	88.3997	15,322.62	183,871.48
EXEC	ADMIN SERVICES DIRECTOR (911)	3	92.9176	16,105.72	193,268.66
EXEC	ADMIN SERVICES DIRECTOR (911)	4	97.6647	16,928.56	203,142.68
EXEC	ADMIN SERVICES DIRECTOR (911)	5	102.6572	17,793.92	213,527.08
EXEC	ASSISTANT CITY MANAGER (908)	1	90.7558	15,731.00	188,771.96
EXEC	ASSISTANT CITY MANAGER (908)	2	95.3939	16,534.94	198,419.26
EXEC	ASSISTANT CITY MANAGER (908)	3	100.2676	17,379.72	208,556.66
EXEC	ASSISTANT CITY MANAGER (908)	4	105.3918	18,267.90	219,214.84
EXEC	ASSISTANT CITY MANAGER (908)	5	110.7769	19,201.33	230,415.90
EXEC	ASSTANT TO CITY MANAGER (900)	1	55.9739	9,702.14	116,425.66
EXEC	ASSTANT TO CITY MANAGER (900)	2	58.8343	10,197.94	122,375.24
EXEC	ASSTANT TO CITY MANAGER (900)	3	61.8406	10,719.04	128,628.50
EXEC	ASSTANT TO CITY MANAGER (900)	4	65.0007	11,266.80	135,201.56
EXEC	ASSTANT TO CITY MANAGER (900)	5	68.3217	11,842.44	142,109.24
EXEC	CHIEF FINANCIAL OFFICER (907)	1	87.2194	15,118.03	181,416.30
EXEC	CHIEF FINANCIAL OFFICER (907)	2	91.6769	15,890.66	190,687.90
EXEC	CHIEF FINANCIAL OFFICER (907)	3	96.3605	16,702.49	200,429.84
EXEC	CHIEF FINANCIAL OFFICER (907)	4	101.2854	17,556.13	210,673.58
EXEC	CHIEF FINANCIAL OFFICER (907)	5	106.4610	18,453.24	221,438.88
EXEC	CHIEF INFO OFFICER (905)	1	78.9444	13,683.69	164,204.30
EXEC	CHIEF INFO OFFICER (905)	2	82.9775	14,382.77	172,593.20
EXEC	CHIEF INFO OFFICER (905)	3	87.2194	15,118.03	181,416.30
EXEC	CHIEF INFO OFFICER (905)	4	91.6769	15,890.66	190,687.90
EXEC	CHIEF INFO OFFICER (905)	5	96.3605	16,702.49	200,429.84
EXEC	CITY ATTORNEY (909)	1	104.2931	18,077.48	216,929.70
EXEC	CITY ATTORNEY (909)	2	109.6223	19,001.19	228,014.28
EXEC	CITY ATTORNEY (909)	3	115.2242	19,972.20	239,666.44
EXEC	CITY ATTORNEY (909)	4	121.1124	20,992.81	251,913.74
EXEC	CITY ATTORNEY (909)	5	127.3012	22,065.55	264,786.60
EXEC	CITY MANAGER (910)	1	113.0342	19,592.60	235,111.24
EXEC	CITY MANAGER (910)	2	118.8088	20,593.52	247,122.20
EXEC	CITY MANAGER (910)	3	124.8808	21,646.00	259,751.96
EXEC	CITY MANAGER (910)	4	131.2627	22,752.21	273,026.52
EXEC	CITY MANAGER (910)	5	137.9699	23,914.78	286,977.34
EXEC	COMMUNITY DEVOPMENT DIRECTOR (904)	1	78.1622	13,548.12	162,577.48
EXEC	COMMUNITY DEVOPMENT DIRECTOR (904)	2	82.1555	14,240.29	170,883.44
EXEC	COMMUNITY DEVOPMENT DIRECTOR (904)	3	86.3563	14,968.42	179,621.00
EXEC	COMMUNITY DEVOPMENT DIRECTOR (904)	4	90.7689	15,733.27	188,799.26
EXEC	COMMUNITY DEVOPMENT DIRECTOR (904)	5	95.4075	16,537.30	198,447.60
EXEC	HUMAN RESOURCES DIRECTOR (902)	1	78.6019	13,624.33	163,491.90

# Culver CITY

## Salary Schedule

### Effective Date 10/28/2019

**Note:** For FIRE job titles, the printed hourly rates are for 40-hour employees. To determine the hourly rates for 56-hour employees, divide the annual rate by 2912. (Titles with two codes in parentheses indicate they are 40-hour & 56-hour positions. The first code is for 40-hr, the second one for 56-hr.)

Group	Title	Step	Hourly Rate	Monthly Rate	Annual Rate
EXEC	HUMAN RESOURCES DIRECTOR (902)	2	82.6164	14,320.17	171,842.06
EXEC	HUMAN RESOURCES DIRECTOR (902)	3	86.8389	15,052.07	180,624.86
EXEC	HUMAN RESOURCES DIRECTOR (902)	4	91.2753	15,821.04	189,852.52
EXEC	HUMAN RESOURCES DIRECTOR (902)	5	95.9414	16,629.84	199,558.06
EXEC	PRCS DIRECTOR (901)	1	73.2336	12,693.83	152,325.94
EXEC	PRCS DIRECTOR (901)	2	76.9748	13,342.29	160,107.48
EXEC	PRCS DIRECTOR (901)	3	80.9082	14,024.10	168,289.16
EXEC	PRCS DIRECTOR (901)	4	85.0444	14,741.03	176,892.30
EXEC	PRCS DIRECTOR (901)	5	89.3895	15,494.18	185,930.16
EXEC	PUBLIC WORKS DIRECTOR (906)	1	82.9775	14,382.77	172,593.20
EXEC	PUBLIC WORKS DIRECTOR (906)	2	87.2194	15,118.03	181,416.30
EXEC	PUBLIC WORKS DIRECTOR (906)	3	91.6769	15,890.66	190,687.90
EXEC	PUBLIC WORKS DIRECTOR (906)	4	96.3605	16,702.49	200,429.84
EXEC	PUBLIC WORKS DIRECTOR (906)	5	101.2854	17,556.13	210,673.58
EXEC	TRANSPORTATION DIRECTOR (903)	1	78.8944	13,675.03	164,100.30
EXEC	TRANSPORTATION DIRECTOR (903)	2	82.9253	14,373.71	172,484.52
EXEC	TRANSPORTATION DIRECTOR (903)	3	87.1622	15,108.12	181,297.48
EXEC	TRANSPORTATION DIRECTOR (903)	4	91.6160	15,880.11	190,561.28
EXEC	TRANSPORTATION DIRECTOR (903)	5	96.2982	16,691.70	200,300.36



**Culver CITY**  
**Salary Schedule**  
**Effective Date 10/28/2019**

**Note:** For FIRE job titles, the printed hourly rates are for 40-hour employees. To determine the hourly rates for 56-hour employees, divide the annual rate by 2912. (Titles with two codes in parentheses indicate they are 40-hour & 56-hour positions. The first code is for 40-hr, the second one for 56-hr.)

Group	Title	Step	Hourly Rate	Monthly Rate	Annual Rate
FIRE	FIRE CAPTAIN (504/505)	1	60.7845	10,535.98	126,431.75
FIRE	FIRE ENGINEER (502/503)	1	52.8560	9,161.72	109,940.59
FIRE	FIREFIGHTER (500/501)	0	31.6514	5,486.24	65,834.84
FIRE	FIREFIGHTER (500/501)	1	35.3128	6,120.87	73,450.49
FIRE	FIREFIGHTER (500/501)	2	36.2069	6,275.86	75,310.26
FIRE	FIREFIGHTER (500/501)	3	39.5475	6,854.90	82,258.75
FIRE	FIREFIGHTER (500/501)	4	41.7776	7,241.45	86,897.37
FIRE	FIREFIGHTER (500/501)	5	44.1398	7,650.89	91,810.65
FIRE	FIREFIGHTER (500/501)	6	45.9618	7,966.71	95,600.53

# Culver CITY

## Salary Schedule

Effective Date 10/28/2019

**Note:** For FIRE job titles, the printed hourly rates are for 40-hour employees. To determine the hourly rates for 56-hour employees, divide the annual rate by 2912. (Titles with two codes in parentheses indicate they are 40-hour & 56-hour positions. The first code is for 40-hr, the second one for 56-hr.)

Group	Title	Step	Hourly Rate	Monthly Rate	Annual Rate
FMGT	ASST FIRE CHIEF (509)	1	87.9950	15,252.47	183,029.59
FMGT	BATTALION CHIEF (506/507)	1	72.8733	12,631.37	151,576.38
FMGT	FIRE CHIEF (510)	1	102.2064	17,715.78	212,589.34
FMGT	FIRE MARSHAL (508)	1	83.8048	14,526.16	174,313.89

# Culver CITY

## Salary Schedule

### Effective Date 10/28/2019

**Note:** For FIRE job titles, the printed hourly rates are for 40-hour employees. To determine the hourly rates for 56-hour employees, divide the annual rate by 2912. (Titles with two codes in parentheses indicate they are 40-hour & 56-hour positions. The first code is for 40-hr, the second one for 56-hr.)

Group	Title	Step	Hourly Rate	Monthly Rate	Annual Rate
NBNE	ADMIN INTERN (107)	1	15.6279	0.00	0.00
NBNE	ADMIN INTERN (107)	2	16.4093	0.00	0.00
NBNE	ADMIN INTERN (107)	3	17.2298	0.00	0.00
NBNE	AMBULANCE OPERATOR (116)	1	16.5375	0.00	0.00
NBNE	AMBULANCE OPERATOR (116)	2	17.3644	0.00	0.00
NBNE	AMBULANCE OPERATOR (116)	3	18.2326	0.00	0.00
NBNE	BUS OPERATOR TRAINEE (106)	1	19.1008	0.00	0.00
NBNE	CASHIER PLUNGE (101)	1	12.0393	0.00	0.00
NBNE	CASHIER PLUNGE (101)	2	12.6413	0.00	0.00
NBNE	CASHIER PLUNGE (101)	3	13.2733	0.00	0.00
NBNE	CONTRACT EMPLOYEE (199)	1	20.0000	0.00	0.00
NBNE	CONTRACT EMPLOYEE (199)	2	30.0000	0.00	0.00
NBNE	CONTRACT EMPLOYEE (199)	3	40.0000	0.00	0.00
NBNE	CONTRACT EMPLOYEE (199)	4	50.0000	0.00	0.00
NBNE	CONTRACT EMPLOYEE (199)	5	60.0000	0.00	0.00
NBNE	CONTRACT EMPLOYEE (199)	6	70.0000	0.00	0.00
NBNE	CONTRACT EMPLOYEE (199)	7	80.0000	0.00	0.00
NBNE	CONTRACT EMPLOYEE (199)	8	90.0000	0.00	0.00
NBNE	CONTRACT EMPLOYEE (199)	9	100.0000	0.00	0.00
NBNE	CONTRACT EMPLOYEE (199)	10	110.0000	0.00	0.00
NBNE	CONTRACT EMPLOYEE (199)	11	120.0000	0.00	0.00
NBNE	CONTRACT EMPLOYEE (199)	12	130.0000	0.00	0.00
NBNE	CROSSING GUARD (104)	1	15.2807	0.00	0.00
NBNE	GIS INTERN (111)	1	17.3644	0.00	0.00
NBNE	GIS INTERN (111)	2	18.2326	0.00	0.00
NBNE	GIS INTERN (111)	3	19.1442	0.00	0.00
NBNE	INSTRCTR/PPL/DISABILITIES (115)	1	23.8471	0.00	0.00
NBNE	LIFEGUARD (108)	1	16.8042	0.00	0.00
NBNE	LIFEGUARD (108)	2	17.5914	0.00	0.00
NBNE	LIFEGUARD (108)	3	18.4179	0.00	0.00
NBNE	LIFEGUARD SWIM INSTRUCTOR NB (110)	1	18.1934	0.00	0.00
NBNE	LIFEGUARD SWIM INSTRUCTOR NB (110)	2	19.0500	0.00	0.00
NBNE	LIFEGUARD SWIM INSTRUCTOR NB (110)	3	19.9495	0.00	0.00
NBNE	POOL MANAGER (113)	1	25.4203	0.00	0.00
NBNE	POOL MANAGER (113)	2	26.3405	0.00	0.00
NBNE	POOL MANAGER (113)	3	27.3068	0.00	0.00
NBNE	RECREATION LEADER I (103)	1	12.3866	0.00	0.00
NBNE	RECREATION LEADER I (103)	2	13.0059	0.00	0.00
NBNE	RECREATION LEADER I (103)	3	13.6562	0.00	0.00

# Culver CITY

## Salary Schedule

### Effective Date 10/28/2019

**Note:** For FIRE job titles, the printed hourly rates are for 40-hour employees. To determine the hourly rates for 56-hour employees, divide the annual rate by 2912. (Titles with two codes in parentheses indicate they are 40-hour & 56-hour positions. The first code is for 40-hr, the second one for 56-hr.)

Group	Title	Step	Hourly Rate	Monthly Rate	Annual Rate
NBNE	RECREATION LEADER II (109)	1	15.8595	0.00	0.00
NBNE	RECREATION LEADER II (109)	2	16.6524	0.00	0.00
NBNE	RECREATION LEADER II (109)	3	17.4851	0.00	0.00
NBNE	RECREATION SPECIALIST (114)	1	20.0269	0.00	0.00
NBNE	RECREATION SPECIALIST (114)	2	21.0283	0.00	0.00
NBNE	RECREATION SPECIALIST (114)	3	22.0797	0.00	0.00
NBNE	SR RECREATION LEADER (112)	1	17.8274	0.00	0.00
NBNE	SR RECREATION LEADER (112)	2	18.7188	0.00	0.00
NBNE	SR RECREATION LEADER (112)	3	19.6547	0.00	0.00
NBNE	STUDENT WORKER I (100)	1	12.0000	0.00	0.00
NBNE	STUDENT WORKER I (100)	2	12.6000	0.00	0.00
NBNE	STUDENT WORKER I (100)	3	13.2300	0.00	0.00
NBNE	STUDENT WORKER II (102)	1	12.6000	0.00	0.00
NBNE	STUDENT WORKER II (102)	2	13.2300	0.00	0.00
NBNE	STUDENT WORKER II (102)	3	13.8915	0.00	0.00
NBNE	STUDENT WORKER III (105)	1	15.7437	0.00	0.00
NBNE	STUDENT WORKER III (105)	2	16.5309	0.00	0.00
NBNE	STUDENT WORKER III (105)	3	17.3574	0.00	0.00

# Culver CITY

## Salary Schedule

Effective Date 10/28/2019

**Note:** For FIRE job titles, the printed hourly rates are for 40-hour employees. To determine the hourly rates for 56-hour employees, divide the annual rate by 2912. (Titles with two codes in parentheses indicate they are 40-hour & 56-hour positions. The first code is for 40-hr, the second one for 56-hr.)

Group	Title	Step	Hourly Rate	Monthly Rate	Annual Rate
PMGT	ASSISTANT CHIEF (605)	1	99.6720	17,276.48	207,317.76
PMGT	POLICE CAPTAIN (604)	1	86.2932	14,957.50	179,489.96
PMGT	POLICE CHIEF (606)	1	114.6231	19,868.01	238,416.10
PMGT	POLICE LIEUTENANT (603)	1	68.8437	11,932.92	143,195.00

**Culver CITY**  
**Salary Schedule**  
**Effective Date 10/28/2019**

**Note:** For FIRE job titles, the printed hourly rates are for 40-hour employees. To determine the hourly rates for 56-hour employees, divide the annual rate by 2912. (Titles with two codes in parentheses indicate they are 40-hour & 56-hour positions. The first code is for 40-hr, the second one for 56-hr.)

Group	Title	Step	Hourly Rate	Monthly Rate	Annual Rate
POLC	POLICE OFFICER (601)	1	37.5331	6,505.74	78,068.90
POLC	POLICE OFFICER (601)	2	38.6765	6,703.93	80,447.12
POLC	POLICE OFFICER (601)	3	41.4248	7,180.29	86,163.48
POLC	POLICE OFFICER (601)	4	42.4689	7,361.27	88,335.26
POLC	POLICE OFFICER (601)	5	43.7509	7,583.49	91,001.82
POLC	POLICE OFFICER (601)	6	45.2052	7,835.58	94,026.92
POLC	POLICE OFFICER (601)	7	46.5850	8,074.73	96,896.80
POLC	POLICE OFFICER (601)	8	47.7614	8,278.64	99,343.66
POLC	POLICE OFFICER (601)	9	49.0713	8,505.68	102,068.20
POLC	POLICE SERGEANT (602)	1	56.5216	9,797.08	117,564.98

# Culver CITY

## Salary Schedule

Effective Date 10/28/2019

**Note:** For FIRE job titles, the printed hourly rates are for 40-hour employees. To determine the hourly rates for 56-hour employees, divide the annual rate by 2912. (Titles with two codes in parentheses indicate they are 40-hour & 56-hour positions. The first code is for 40-hr, the second one for 56-hr.)

Group	Title	Step	Hourly Rate	Monthly Rate	Annual Rate
POLR	POLICE RECRUIT (600)	1	37.5331	6,505.74	78,068.90

1  
2  
3  
4  
5  
6  
7  
8  
9  
10  
11  
12  
13  
14  
15  
16  
17  
18  
19  
20  
21  
22  
23  
24  
25  
26  
27  
28

RESOLUTION NO. 2019-R091

A RESOLUTION OF THE CITY COUNCIL OF THE CITY OF CULVER CITY, CALIFORNIA, ADOPTING THE CLASSIFICATION AND SALARY PLAN FOR FIRE SAFETY EMPLOYEES RETROACTIVE TO JULY 7, 2019.

WHEREAS, pursuant to the Salary Initiative Ordinance adopted by the electors of the City of Culver City on August 11, 1953 and amended on November 2, 1982, salary adjustments are required for certain safety employees; and,

WHEREAS, in accordance with the Salary Initiative Ordinance, as amended, various changes were made to the salaries and benefits paid to fire safety employees retroactive to July 7, 2019.

NOW, THEREFORE, the City Council of the City of Culver City, DOES RESOLVE as follows:

1. The Classification and Salary Plan, attached hereto as Exhibit "A" and incorporated herein by this reference, is hereby adopted retroactive to July 7, 2019.

2. The Classification and Salary Plan, attached hereto as Exhibit "A" shall supersede and replace all previously adopted salary plans for fire safety employees.

///

///

///

///

///


///

///




1                   3.     The City Manager and Chief Financial Officer are hereby authorized to  
2 adjust and pay salaries of the City employees in accordance with the Classification and  
3 Salary Plan adopted and approved by this Resolution, retroactive to July 7, 2019.  
4

5                   APPROVED and ADOPTED this 9th day of December 2019.  
6

7  
8 


9 MEGHAN SAHLI-WELLS, Mayor  
10 City of Culver City, California

11  
12 ATTEST:

13   
14 \_\_\_\_\_

15 JEREMY GREEN  
16 City Clerk

17  
18 APPROVED AS TO FORM:

19   
20 \_\_\_\_\_

21 CAROL A. SCHWAB  
22 City Attorney  
23  
24  
25  
26  
27  
28



**Salary Schedule**  
**Effective Date 07/09/2019**

Note: For FIRE job titles, the printed hourly rates are for 40-hour employees. To determine the hourly rates for 56-hour employees, divide the annual rate by 2912. (Titles with two codes in parentheses indicate they are 40-hour & 56-hour positions. The first code is for 40-hr, the second one for 56-hr.)

Group	Title	Step	Hourly Rate	Monthly Rate	Annual Rate
FIRE	FIRE CAPTAIN (504/505)	1	61.3924	10,641.34	127,696.07
FIRE	FIRE ENGINEER (502/503)	1	53.3846	9,253.33	111,040.00
FIRE	FIREFIGHTER (500/501)	0	31.9879	5,541.10	66,493.19
FIRE	FIREFIGHTER (500/501)	1	35.6659	6,182.08	74,184.99
FIRE	FIREFIGHTER (500/501)	2	36.5689	6,338.61	76,063.36
FIRE	FIREFIGHTER (500/501)	3	39.9430	6,923.45	83,081.34
FIRE	FIREFIGHTER (500/501)	4	42.1954	7,313.86	87,766.34
FIRE	FIREFIGHTER (500/501)	5	44.5811	7,727.40	92,728.76
FIRE	FIREFIGHTER (500/501)	6	46.4214	8,046.38	96,556.54

## Salary Schedule Effective Date 07/09/2019

Note: For FIRE job titles, the printed hourly rates are for 40-hour employees. To determine the hourly rates for 56-hour employees, divide the annual rate by 2912. (Titles with two codes in parentheses indicate they are 40-hour & 56-hour positions. The first code is for 40-hr, the second one for 56-hr.)

Group	Title	Step	Hourly Rate	Monthly Rate	Annual Rate
FMGT	ASST FIRE CHIEF (509)	1	88.8750	15,404.99	184,859.89
FMGT	BATTALION CHIEF (506/507)	1	73.6020	12,757.68	153,092.14
FMGT	FIRE CHIEF (510)	1	103.2285	17,892.94	214,715.23
FMGT	FIRE MARSHAL (508)	1	84.6428	14,671.42	176,057.03

1  
2  
3  
4  
5  
6  
7  
8  
9  
10  
11  
12  
13  
14  
15  
16  
17  
18  
19  
20  
21  
22  
23  
24  
25  
26  
27  
28

RESOLUTION NO. 2019-R092

A RESOLUTION OF THE CITY COUNCIL OF THE CITY OF CULVER CITY, CALIFORNIA, ADOPTING THE CLASSIFICATION AND SALARY PLAN FOR CITY EMPLOYEES EFFECTIVE JANUARY 1, 2020.

NOW, THEREFORE, the City Council of the City of Culver City, DOES

RESOLVE as follows:

- 1. The Classification and Salary Plan, attached hereto as Exhibit "A" and incorporated herein by this reference, is hereby adopted effective January 1, 2020.
- 2. The Classification and Salary Plan, attached hereto as Exhibit "A" shall supersede and replace all previously adopted salary plans for City employees.
- 3. The City Manager and Chief Financial Officer are hereby authorized to adjust and pay salaries of the City employees in accordance with the Classification and Salary Plan adopted and approved by this Resolution, effective January 1, 2020.

APPROVED and ADOPTED this 9<sup>th</sup> day of December 2019.

MEGHAN SAHLI-WELLS, Mayor  
City of Culver City, California

ATTEST:

JEREMY GREEN  
City Clerk

APPROVED AS TO FORM:

CAROL A. SCHWAB  
City Attorney

# Culver CITY

## Salary Schedule

### Effective Date 01/01/2020

**Note:** For FIRE job titles, the printed hourly rates are for 40-hour employees. To determine the hourly rates for 56-hour employees, divide the annual rate by 2912. (Titles with two codes in parentheses indicate they are 40-hour & 56-hour positions. The first code is for 40-hr, the second one for 56-hr.)

Group	Title	Step	Hourly Rate	Monthly Rate	Annual Rate
CCEA	ACCOUNT CLERK (205)	1	21.7419	3,768.59	45,223.10
CCEA	ACCOUNT CLERK (205)	2	22.8539	3,961.34	47,536.06
CCEA	ACCOUNT CLERK (205)	3	24.0218	4,163.77	49,965.24
CCEA	ACCOUNT CLERK (205)	4	25.2503	4,376.71	52,520.52
CCEA	ACCOUNT CLERK (205)	5	26.5428	4,600.74	55,208.92
CCEA	ACCOUNT CLERK-REG PT (205R)	1	21.7419	3,768.59	45,223.10
CCEA	ACCOUNT CLERK-REG PT (205R)	2	22.8539	3,961.34	47,536.06
CCEA	ACCOUNT CLERK-REG PT (205R)	3	24.0218	4,163.77	49,965.24
CCEA	ACCOUNTANT (419)	1	32.1962	5,580.68	66,968.20
CCEA	ACCOUNTANT (419)	2	33.8408	5,865.73	70,388.76
CCEA	ACCOUNTANT (419)	3	35.5700	6,165.47	73,985.60
CCEA	ACCOUNTANT (419)	4	37.3881	6,480.61	77,767.30
CCEA	ACCOUNTANT (419)	5	39.2987	6,811.78	81,741.40
CCEA	ACCOUNTANT II (428)	1	35.2166	6,104.22	73,250.58
CCEA	ACCOUNTANT II (428)	2	37.0165	6,416.19	76,994.32
CCEA	ACCOUNTANT II (428)	3	38.9078	6,744.01	80,928.12
CCEA	ACCOUNTANT II (428)	4	40.8963	7,088.68	85,064.20
CCEA	ACCOUNTANT II (428)	5	42.9866	7,451.02	89,412.18
CCEA	ACCOUNTING TECHNICIAN (223)	1	26.4102	4,577.78	54,933.32
CCEA	ACCOUNTING TECHNICIAN (223)	2	27.7359	4,807.55	57,690.62
CCEA	ACCOUNTING TECHNICIAN (223)	3	29.1415	5,051.19	60,614.32
CCEA	ACCOUNTING TECHNICIAN (223)	4	30.6307	5,309.33	63,711.96
CCEA	ACCOUNTING TECHNICIAN (223)	5	32.1962	5,580.68	66,968.20
CCEA	ADMIN CLERK (207)	1	21.5258	3,731.13	44,773.56
CCEA	ADMIN CLERK (207)	2	22.6265	3,921.93	47,063.12
CCEA	ADMIN CLERK (207)	3	23.7828	4,122.34	49,468.12
CCEA	ADMIN CLERK (207)	4	24.9990	4,333.16	51,997.92
CCEA	ADMIN CLERK (207)	5	26.2788	4,554.98	54,659.80
CCEA	ADMIN CLERK-REG PT (207R)	1	21.5258	3,731.13	44,773.56
CCEA	ADMIN CLERK-REG PT (207R)	2	22.6265	3,921.93	47,063.12
CCEA	ADMIN CLERK-REG PT (207R)	3	23.7828	4,122.34	49,468.12
CCEA	ADMIN SECRETARY (222)	1	26.2788	4,554.98	54,659.80
CCEA	ADMIN SECRETARY (222)	2	27.5998	4,783.96	57,407.48
CCEA	ADMIN SECRETARY (222)	3	28.9965	5,026.06	60,312.72
CCEA	ADMIN SECRETARY (222)	4	30.4788	5,282.98	63,395.80
CCEA	ADMIN SECRETARY (222)	5	32.0351	5,552.76	66,633.06
CCEA	ANIMAL SERVICES OFFICER (307)	1	24.9990	4,333.16	51,997.92
CCEA	ANIMAL SERVICES OFFICER (307)	2	26.2788	4,554.98	54,659.80
CCEA	ANIMAL SERVICES OFFICER (307)	3	27.5998	4,783.96	57,407.48
CCEA	ANIMAL SERVICES OFFICER (307)	4	28.9965	5,026.06	60,312.72
CCEA	ANIMAL SERVICES OFFICER (307)	5	30.4788	5,282.98	63,395.80

# Culver CITY

## Salary Schedule

Effective Date 01/01/2020

Group	Title	Step	Hourly Rate	Monthly Rate	Annual Rate
CCEA	ASSISTANT ENGINEER (425)	1	34.8464	6,040.04	72,480.46
CCEA	ASSISTANT ENGINEER (425)	2	36.6269	6,348.66	76,183.90
CCEA	ASSISTANT ENGINEER (425)	3	38.4977	6,672.94	80,075.32
CCEA	ASSISTANT ENGINEER (425)	4	40.4656	7,014.04	84,168.50
CCEA	ASSISTANT ENGINEER (425)	5	42.5329	7,372.37	88,468.38
CCEA	ASSISTANT PLANNER (420)	1	32.5185	5,636.54	67,638.48
CCEA	ASSISTANT PLANNER (420)	2	34.1801	5,924.56	71,094.66
CCEA	ASSISTANT PLANNER (420)	3	35.9263	6,227.22	74,726.60
CCEA	ASSISTANT PLANNER (420)	4	37.7629	6,545.57	78,546.78
CCEA	ASSISTANT PLANNER (420)	5	39.6918	6,879.90	82,558.84
CCEA	ASSOC ANL Y-RATE (495)	1	37.2420	6,455.28	77,463.36
CCEA	ASSOCIATE ANALYST (415)	1	31.5598	5,470.36	65,644.28
CCEA	ASSOCIATE ANALYST (415)	2	33.1722	5,749.86	68,998.28
CCEA	ASSOCIATE ANALYST (415)	3	34.8681	6,043.81	72,525.70
CCEA	ASSOCIATE ANALYST (415)	4	36.6497	6,352.62	76,231.48
CCEA	ASSOCIATE ANALYST (415)	5	38.5217	6,677.10	80,125.24
CCEA	ASSOCIATE ENGINEER (439)	1	41.6954	7,227.20	86,726.38
CCEA	ASSOCIATE ENGINEER (439)	2	43.8254	7,596.40	91,156.78
CCEA	ASSOCIATE ENGINEER (439)	3	46.0653	7,984.64	95,815.72
CCEA	ASSOCIATE ENGINEER (439)	4	48.4183	8,392.50	100,709.96
CCEA	ASSOCIATE ENGINEER (439)	5	50.8937	8,821.58	105,859.00
CCEA	ASSOCIATE PLANNER (431)	1	37.3881	6,480.61	77,767.30
CCEA	ASSOCIATE PLANNER (431)	2	39.2987	6,811.78	81,741.40
CCEA	ASSOCIATE PLANNER (431)	3	41.3067	7,159.84	85,918.04
CCEA	ASSOCIATE PLANNER (431)	4	43.4173	7,525.66	90,307.88
CCEA	ASSOCIATE PLANNER (431)	5	45.6356	7,910.18	94,922.10
CCEA	AUDIO VISUAL OP/ANALYST-REG PT (455R)	1	39.2987	6,811.78	81,741.40
CCEA	AUDIO VISUAL OP/ANALYST-REG PT (455R)	2	41.3067	7,159.84	85,918.04
CCEA	AUDIO VISUAL OP/ANALYST-REG PT (455R)	3	43.4173	7,525.66	90,307.88
CCEA	AUTOMATED ENFORCEMENT TECH (219)	1	24.9990	4,333.16	51,997.92
CCEA	AUTOMATED ENFORCEMENT TECH (219)	2	26.2788	4,554.98	54,659.80
CCEA	AUTOMATED ENFORCEMENT TECH (219)	3	27.5998	4,783.96	57,407.48
CCEA	AUTOMATED ENFORCEMENT TECH (219)	4	28.9965	5,026.06	60,312.72
CCEA	AUTOMATED ENFORCEMENT TECH (219)	5	30.4788	5,282.98	63,395.80
CCEA	BICYCLE/PEDESTRIAN COORD (456)	1	41.6954	7,227.20	86,726.38
CCEA	BICYCLE/PEDESTRIAN COORD (456)	2	43.8254	7,596.40	91,156.78
CCEA	BICYCLE/PEDESTRIAN COORD (456)	3	46.0653	7,984.64	95,815.72
CCEA	BICYCLE/PEDESTRIAN COORD (456)	4	48.4183	8,392.50	100,709.96
CCEA	BICYCLE/PEDESTRIAN COORD (456)	5	50.8937	8,821.58	105,859.00
CCEA	BUILDING AND SAFETY INSPECTOR (327)	1	31.5598	5,470.36	65,644.28

# Culver CITY

## Salary Schedule

Effective Date 01/01/2020

**Note:** For FIRE job titles, the printed hourly rates are for 40-hour employees. To determine the hourly rates for 56-hour employees, divide the annual rate by 2912. (Titles with two codes in parentheses indicate they are 40-hour & 56-hour positions. The first code is for 40-hr, the second one for 56-hr.)

Group	Title	Step	Hourly Rate	Monthly Rate	Annual Rate
CCEA	BUILDING AND SAFETY INSPECTOR (327)	2	33.1722	5,749.86	68,998.28
CCEA	BUILDING AND SAFETY INSPECTOR (327)	3	34.8681	6,043.81	72,525.70
CCEA	BUILDING AND SAFETY INSPECTOR (327)	4	36.6497	6,352.62	76,231.48
CCEA	BUILDING AND SAFETY INSPECTOR (327)	5	38.5217	6,677.10	80,125.24
CCEA	BUILDING ENGINEER (433)	1	38.9078	6,744.01	80,928.12
CCEA	BUILDING ENGINEER (433)	2	40.8963	7,088.68	85,064.20
CCEA	BUILDING ENGINEER (433)	3	42.9866	7,451.02	89,412.18
CCEA	BUILDING ENGINEER (433)	4	45.1830	7,831.72	93,980.64
CCEA	BUILDING ENGINEER (433)	5	47.4915	8,231.86	98,782.32
CCEA	BUS OPERATOR (305)	0	22.0699	3,825.45	45,905.34
CCEA	BUS OPERATOR (305)	1	24.3830	4,226.39	50,716.64
CCEA	BUS OPERATOR (305)	2	25.6308	4,442.66	53,311.96
CCEA	BUS OPERATOR (305)	3	26.9358	4,668.86	56,026.36
CCEA	BUS OPERATOR (305)	4	28.2833	4,902.43	58,829.16
CCEA	BUS OPERATOR (305)	5	29.7290	5,153.03	61,836.32
CCEA	BUS OPERATOR-REG PT (305R)	1	19.9741	3,462.18	41,546.18
CCEA	BUS OPERATOR-REG PT (305R)	2	20.9946	3,639.07	43,668.82
CCEA	BUS OPERATOR-REG PT (305R)	3	22.0699	3,825.45	45,905.34
CCEA	BUSINESS TAX INSPECTOR (224)	1	26.5428	4,600.74	55,208.92
CCEA	BUSINESS TAX INSPECTOR (224)	2	27.8718	4,831.10	57,973.24
CCEA	BUSINESS TAX INSPECTOR (224)	3	29.2866	5,076.35	60,916.18
CCEA	BUSINESS TAX INSPECTOR (224)	4	30.7836	5,335.83	64,029.94
CCEA	BUSINESS TAX INSPECTOR (224)	5	32.3563	5,608.42	67,301.00
CCEA	BUYER (434)	1	39.1033	6,777.90	81,334.76
CCEA	BUYER (434)	2	41.1011	7,124.20	85,490.34
CCEA	BUYER (434)	3	43.2015	7,488.26	89,859.12
CCEA	BUYER (434)	4	45.4093	7,870.94	94,451.24
CCEA	BUYER (434)	5	47.7291	8,273.05	99,276.58
CCEA	CEMENT FINISHER (314)	1	27.0663	4,691.48	56,297.80
CCEA	CEMENT FINISHER (314)	2	28.4239	4,926.81	59,121.66
CCEA	CEMENT FINISHER (314)	3	29.8764	5,178.57	62,142.86
CCEA	CEMENT FINISHER (314)	4	31.4032	5,443.23	65,318.76
CCEA	CEMENT FINISHER (314)	5	33.0077	5,721.34	68,656.12
CCEA	CITY CLERK SPECIALIST (452)	1	30.0250	5,204.33	62,452.00
CCEA	CITY CLERK SPECIALIST (452)	2	31.5598	5,470.36	65,644.28
CCEA	CITY CLERK SPECIALIST (452)	3	33.1722	5,749.86	68,998.28
CCEA	CITY CLERK SPECIALIST (452)	4	34.8681	6,043.81	72,525.70
CCEA	CITY CLERK SPECIALIST (452)	5	36.6497	6,352.62	76,231.48
CCEA	CLAIMS/SAFETY TECHNICIAN (402)	1	30.0250	5,204.33	62,452.00
CCEA	CLAIMS/SAFETY TECHNICIAN (402)	2	31.5598	5,470.36	65,644.28
CCEA	CLAIMS/SAFETY TECHNICIAN (402)	3	33.1722	5,749.86	68,998.28

# Culver CITY

## Salary Schedule

### Effective Date 01/01/2020

**Note:** For FIRE job titles, the printed hourly rates are for 40-hour employees. To determine the hourly rates for 56-hour employees, divide the annual rate by 2912. (Titles with two codes in parentheses indicate they are 40-hour & 56-hour positions. The first code is for 40-hr, the second one for 56-hr.)

Group	Title	Step	Hourly Rate	Monthly Rate	Annual Rate
CCEA	CLAIMS/SAFETY TECHNICIAN (402)	4	34.8681	6,043.81	72,525.70
CCEA	CLAIMS/SAFETY TECHNICIAN (402)	5	36.6497	6,352.62	76,231.48
CCEA	CLERK (200)	1	17.3644	3,009.83	36,117.90
CCEA	CLERK (200)	2	18.2519	3,163.66	37,963.90
CCEA	CLERK (200)	3	19.1854	3,325.47	39,905.58
CCEA	CLERK (200)	4	20.1672	3,495.66	41,947.88
CCEA	CLERK (200)	5	21.1971	3,674.17	44,090.02
CCEA	CLERK TYPIST (202)	1	18.5341	3,212.58	38,550.98
CCEA	CLERK TYPIST (202)	2	19.4826	3,376.99	40,523.86
CCEA	CLERK TYPIST (202)	3	20.4780	3,549.52	42,594.24
CCEA	CLERK TYPIST (202)	4	21.5258	3,731.13	44,773.56
CCEA	CLERK TYPIST (202)	5	22.6265	3,921.93	47,063.12
CCEA	CLERK TYPIST-REG PT (202R)	1	18.5341	3,212.58	38,550.98
CCEA	CLERK TYPIST-REG PT (202R)	2	19.4826	3,376.99	40,523.86
CCEA	CLERK TYPIST-REG PT (202R)	3	20.4780	3,549.52	42,594.24
CCEA	CLERK-REG PT (200R)	1	17.3644	3,009.83	36,117.90
CCEA	CLERK-REG PT (200R)	2	18.2519	3,163.66	37,963.90
CCEA	CLERK-REG PT (200R)	3	19.1854	3,325.47	39,905.58
CCEA	COACH CLEANER (231)	1	20.1738	3,496.78	41,961.40
CCEA	COACH CLEANER (231)	2	21.2058	3,675.66	44,107.96
CCEA	COACH CLEANER (231)	3	22.2905	3,863.69	46,364.24
CCEA	COACH CLEANER (231)	4	23.4297	4,061.16	48,733.88
CCEA	COACH CLEANER (231)	5	24.6274	4,268.75	51,224.94
CCEA	CODE ENFORCEMENT ANALYST (429)	1	36.2876	6,289.86	75,478.26
CCEA	CODE ENFORCEMENT ANALYST (429)	2	38.1412	6,611.15	79,333.80
CCEA	CODE ENFORCEMENT ANALYST (429)	3	40.0908	6,949.06	83,388.76
CCEA	CODE ENFORCEMENT ANALYST (429)	4	42.1388	7,304.05	87,648.60
CCEA	CODE ENFORCEMENT ANALYST (429)	5	44.2930	7,677.45	92,129.44
CCEA	CODE ENFORCEMENT OFFICER (228)	1	29.4293	5,101.07	61,212.84
CCEA	CODE ENFORCEMENT OFFICER (228)	2	30.9332	5,361.76	64,341.16
CCEA	CODE ENFORCEMENT OFFICER (228)	3	32.5138	5,635.72	67,628.60
CCEA	CODE ENFORCEMENT OFFICER (228)	4	34.1750	5,923.67	71,084.00
CCEA	CODE ENFORCEMENT OFFICER (228)	5	35.9209	6,226.29	74,715.42
CCEA	COMM SVCS OFFICER-REG PT (201R)	1	17.2838	2,995.85	35,950.20
CCEA	COMM SVCS OFFICER-REG PT (201R)	2	18.1672	3,148.99	37,787.88
CCEA	COMM SVCS OFFICER-REG PT (201R)	3	19.0963	3,310.02	39,720.20
CCEA	COMMUNICATION SUPERVISOR (453)	1	41.9629	7,273.57	87,282.78
CCEA	COMMUNICATION SUPERVISOR (453)	2	44.1083	7,645.43	91,745.16
CCEA	COMMUNICATION SUPERVISOR (453)	3	46.3619	8,036.06	96,432.70
CCEA	COMMUNICATION SUPERVISOR (453)	4	48.7299	8,446.51	101,358.14



# Culver CITY

## Salary Schedule

Effective Date 01/01/2020

**Note:** For FIRE job titles, the printed hourly rates are for 40-hour employees. To determine the hourly rates for 56-hour employees, divide the annual rate by 2912. (Titles with two codes in parentheses indicate they are 40-hour & 56-hour positions. The first code is for 40-hr, the second one for 56-hr.)

Group	Title	Step	Hourly Rate	Monthly Rate	Annual Rate
CCEA	COMMUNICATION SUPERVISOR (453)	5	51.2209	8,878.29	106,539.42
CCEA	COMMUNICATIONS TECHNICIAN (333)	1	36.4895	6,324.85	75,898.16
CCEA	COMMUNICATIONS TECHNICIAN (333)	2	38.3550	6,648.20	79,778.40
CCEA	COMMUNICATIONS TECHNICIAN (333)	3	40.3147	6,987.89	83,854.68
CCEA	COMMUNICATIONS TECHNICIAN (333)	4	42.3738	7,344.78	88,137.40
CCEA	COMMUNICATIONS TECHNICIAN (333)	5	44.5398	7,720.22	92,642.68
CCEA	COMPUTER PROGRAMMER (422)	1	33.3378	5,778.54	69,342.52
CCEA	COMPUTER PROGRAMMER (422)	2	35.0418	6,073.90	72,886.84
CCEA	COMPUTER PROGRAMMER (422)	3	36.8326	6,384.32	76,611.86
CCEA	COMPUTER PROGRAMMER (422)	4	38.7148	6,710.56	80,526.68
CCEA	COMPUTER PROGRAMMER (422)	5	40.6930	7,053.45	84,641.44
CCEA	CUSTODIAN (203)	1	18.8141	3,261.12	39,133.38
CCEA	CUSTODIAN (203)	2	19.7752	3,427.71	41,132.52
CCEA	CUSTODIAN (203)	3	20.7866	3,603.02	43,236.18
CCEA	CUSTODIAN (203)	4	21.8503	3,787.38	45,448.52
CCEA	CUSTODIAN (203)	5	22.9670	3,980.95	47,771.36
CCEA	CUSTODIAN-REG PT (203R)	1	18.8141	3,261.12	39,133.38
CCEA	CUSTODIAN-REG PT (203R)	2	19.7752	3,427.71	41,132.52
CCEA	CUSTODIAN-REG PT (203R)	3	20.7866	3,603.02	43,236.18
CCEA	ELEC FLEET SVCS TECH (338)	1	31.4221	5,446.50	65,358.02
CCEA	ELEC FLEET SVCS TECH (338)	2	33.0274	5,724.75	68,696.94
CCEA	ELEC FLEET SVCS TECH (338)	3	34.7157	6,017.40	72,208.76
CCEA	ELEC FLEET SVCS TECH (338)	4	36.4895	6,324.85	75,898.16
CCEA	ELEC FLEET SVCS TECH (338)	5	38.3550	6,648.20	79,778.40
CCEA	ELECTRICAL MAINT CREWLEADER (337)	1	39.0618	6,770.70	81,248.44
CCEA	ELECTRICAL MAINT CREWLEADER (337)	2	41.0586	7,116.83	85,401.94
CCEA	ELECTRICAL MAINT CREWLEADER (337)	3	43.1562	7,480.42	89,765.00
CCEA	ELECTRICAL MAINT CREWLEADER (337)	4	45.3616	7,862.68	94,352.18
CCEA	ELECTRICAL MAINT CREWLEADER (337)	5	47.6798	8,264.49	99,173.88
CCEA	ENGINEERING DRAWING & DOC TECH (432)	1	37.3881	6,480.61	77,767.30
CCEA	ENGINEERING DRAWING & DOC TECH (432)	2	39.2987	6,811.78	81,741.40
CCEA	ENGINEERING DRAWING & DOC TECH (432)	3	41.3067	7,159.84	85,918.04
CCEA	ENGINEERING DRAWING & DOC TECH (432)	4	43.4173	7,525.66	90,307.88
CCEA	ENGINEERING DRAWING & DOC TECH (432)	5	45.6356	7,910.18	94,922.10
CCEA	ENGINEERING TECHNICIAN (406)	1	29.1415	5,051.19	60,614.32
CCEA	ENGINEERING TECHNICIAN (406)	2	30.6307	5,309.33	63,711.96
CCEA	ENGINEERING TECHNICIAN (406)	3	32.1962	5,580.68	66,968.20
CCEA	ENGINEERING TECHNICIAN (406)	4	33.8408	5,865.73	70,388.76
CCEA	ENGINEERING TECHNICIAN (406)	5	35.5700	6,165.47	73,985.60
CCEA	ENVIRONMENTAL COMPLIANCE INSP (451)	1	31.7174	5,497.68	65,972.14

# Culver CITY

## Salary Schedule

Effective Date 01/01/2020

**Note:** For FIRE job titles, the printed hourly rates are for 40-hour employees. To determine the hourly rates for 56-hour employees, divide the annual rate by 2912. (Titles with two codes in parentheses indicate they are 40-hour & 56-hour positions. The first code is for 40-hr, the second one for 56-hr.)

Group	Title	Step	Hourly Rate	Monthly Rate	Annual Rate
CCEA	ENVIRONMENTAL COMPLIANCE INSP (451)	2	33.3378	5,778.54	69,342.52
CCEA	ENVIRONMENTAL COMPLIANCE INSP (451)	3	35.0418	6,073.90	72,886.84
CCEA	ENVIRONMENTAL COMPLIANCE INSP (451)	4	36.8326	6,384.32	76,611.86
CCEA	ENVIRONMENTAL COMPLIANCE INSP (451)	5	38.7148	6,710.56	80,526.68
CCEA	FACILITIES LEADWORKER (332)	1	33.1722	5,749.86	68,998.28
CCEA	FACILITIES LEADWORKER (332)	2	34.8681	6,043.81	72,525.70
CCEA	FACILITIES LEADWORKER (332)	3	36.6497	6,352.62	76,231.48
CCEA	FACILITIES LEADWORKER (332)	4	38.5217	6,677.10	80,125.24
CCEA	FACILITIES LEADWORKER (332)	5	40.4907	7,018.40	84,220.76
CCEA	FACILITIES MAINT CREW LEADER (322)	1	30.0250	5,204.33	62,452.00
CCEA	FACILITIES MAINT CREW LEADER (322)	2	31.5598	5,470.36	65,644.28
CCEA	FACILITIES MAINT CREW LEADER (322)	3	33.1722	5,749.86	68,998.28
CCEA	FACILITIES MAINT CREW LEADER (322)	4	34.8681	6,043.81	72,525.70
CCEA	FACILITIES MAINT CREW LEADER (322)	5	36.6497	6,352.62	76,231.48
CCEA	FACILITIES MAINTENANCE WORKER (303)	1	24.2618	4,205.37	50,464.44
CCEA	FACILITIES MAINTENANCE WORKER (303)	2	25.5027	4,420.48	53,045.72
CCEA	FACILITIES MAINTENANCE WORKER (303)	3	26.8079	4,646.70	55,760.38
CCEA	FACILITIES MAINTENANCE WORKER (303)	4	28.1451	4,878.49	58,541.86
CCEA	FACILITIES MAINTENANCE WORKER (303)	5	29.5804	5,127.27	61,527.18
CCEA	FIRE PREVENTION SPECIALIST (437)	1	40.3307	6,990.66	83,887.96
CCEA	FIRE PREVENTION SPECIALIST (437)	2	42.3923	7,347.99	88,175.88
CCEA	FIRE PREVENTION SPECIALIST (437)	3	44.5580	7,723.39	92,680.64
CCEA	FIRE PREVENTION SPECIALIST (437)	4	46.8357	8,118.20	97,418.36
CCEA	FIRE PREVENTION SPECIALIST (437)	5	49.2285	8,532.94	102,395.28
CCEA	FIRE PREVENTION SPECIALIST-REG PT (437R)	1	40.3307	6,990.66	83,887.96
CCEA	FIRE PREVENTION SPECIALIST-REG PT (437R)	2	42.3923	7,347.99	88,175.88
CCEA	FIRE PREVENTION SPECIALIST-REG PT (437R)	3	44.5580	7,723.39	92,680.64
CCEA	FLEET SERVICES ASSISTANT (210)	1	21.7419	3,768.59	45,223.10
CCEA	FLEET SERVICES ASSISTANT (210)	2	22.8539	3,961.34	47,536.06
CCEA	FLEET SERVICES ASSISTANT (210)	3	24.0218	4,163.77	49,965.24
CCEA	FLEET SERVICES ASSISTANT (210)	4	25.2503	4,376.71	52,520.52
CCEA	FLEET SERVICES ASSISTANT (210)	5	26.5428	4,600.74	55,208.92
CCEA	FLEET SERVICES ASSISTANT-REG PT (210R)	1	21.7419	3,768.59	45,223.10
CCEA	FLEET SERVICES ASSISTANT-REG PT (210R)	2	22.8539	3,961.34	47,536.06
CCEA	FLEET SERVICES ASSISTANT-REG PT (210R)	3	24.0218	4,163.77	49,965.24
CCEA	FLEET SERVICES SUPERVISOR (427)	1	35.7427	6,195.41	74,344.92
CCEA	FLEET SERVICES SUPERVISOR (427)	2	37.5693	6,512.00	78,144.04
CCEA	FLEET SERVICES SUPERVISOR (427)	3	39.4890	6,844.76	82,137.12
CCEA	FLEET SERVICES SUPERVISOR (427)	4	41.5070	7,194.55	86,334.56

# Culver CITY

## Salary Schedule

### Effective Date 01/01/2020

**Note:** For FIRE job titles, the printed hourly rates are for 40-hour employees. To determine the hourly rates for 56-hour employees, divide the annual rate by 2912. (Titles with two codes in parentheses indicate they are 40-hour & 56-hour positions. The first code is for 40-hr, the second one for 56-hr.)

Group	Title	Step	Hourly Rate	Monthly Rate	Annual Rate
CCEA	FLEET SERVICES SUPERVISOR (427)	5	43.6284	7,562.25	90,747.02
CCEA	FLEET SERVICES TECHNICIAN (309)	1	25.1234	4,354.72	52,256.62
CCEA	FLEET SERVICES TECHNICIAN (309)	2	26.4102	4,577.78	54,933.32
CCEA	FLEET SERVICES TECHNICIAN (309)	3	27.7359	4,807.55	57,690.62
CCEA	FLEET SERVICES TECHNICIAN (309)	4	29.1415	5,051.19	60,614.32
CCEA	FLEET SERVICES TECHNICIAN (309)	5	30.6307	5,309.33	63,711.96
CCEA	FORENSIC SPECIALIST (335)	1	35.3938	6,134.92	73,619.00
CCEA	FORENSIC SPECIALIST (335)	2	37.2018	6,448.30	77,379.64
CCEA	FORENSIC SPECIALIST (335)	3	39.1033	6,777.90	81,334.76
CCEA	FORENSIC SPECIALIST (335)	4	41.1011	7,124.20	85,490.34
CCEA	FORENSIC SPECIALIST (335)	5	43.2015	7,488.26	89,859.12
CCEA	GIS ANALYST (438)	1	41.3067	7,159.84	85,918.04
CCEA	GIS ANALYST (438)	2	43.4173	7,525.66	90,307.88
CCEA	GIS ANALYST (438)	3	45.6356	7,910.18	94,922.10
CCEA	GIS ANALYST (438)	4	47.9682	8,314.50	99,773.96
CCEA	GIS ANALYST (438)	5	50.4193	8,739.34	104,872.04
CCEA	GIS TECHNICIAN (424)	1	34.3516	5,954.28	71,451.38
CCEA	GIS TECHNICIAN (424)	2	36.1069	6,258.53	75,102.30
CCEA	GIS TECHNICIAN (424)	3	37.9514	6,578.24	78,938.86
CCEA	GIS TECHNICIAN (424)	4	39.8907	6,914.40	82,972.76
CCEA	GIS TECHNICIAN (424)	5	41.9295	7,267.78	87,213.36
CCEA	GRAPHIC SERVICES ASSISTANT (209)	1	21.6322	3,749.59	44,995.08
CCEA	GRAPHIC SERVICES ASSISTANT (209)	2	22.7395	3,941.51	47,298.16
CCEA	GRAPHIC SERVICES ASSISTANT (209)	3	23.9019	4,142.99	49,715.90
CCEA	GRAPHIC SERVICES ASSISTANT (209)	4	25.1234	4,354.72	52,256.62
CCEA	GRAPHIC SERVICES ASSISTANT (209)	5	26.4102	4,577.78	54,933.32
CCEA	GRAPHIC SERVICES SUPERVISOR (413)	1	30.7836	5,335.83	64,029.94
CCEA	GRAPHIC SERVICES SUPERVISOR (413)	2	32.3563	5,608.42	67,301.00
CCEA	GRAPHIC SERVICES SUPERVISOR (413)	3	34.0098	5,895.02	70,740.28
CCEA	GRAPHIC SERVICES SUPERVISOR (413)	4	35.7480	6,196.32	74,355.84
CCEA	GRAPHIC SERVICES SUPERVISOR (413)	5	37.5742	6,512.87	78,154.44
CCEA	HEAVY EQUIPMENT OPERATOR (313)	1	26.5428	4,600.74	55,208.92
CCEA	HEAVY EQUIPMENT OPERATOR (313)	2	27.8718	4,831.10	57,973.24
CCEA	HEAVY EQUIPMENT OPERATOR (313)	3	29.2866	5,076.35	60,916.18
CCEA	HEAVY EQUIPMENT OPERATOR (313)	4	30.7836	5,335.83	64,029.94
CCEA	HEAVY EQUIPMENT OPERATOR (313)	5	32.3563	5,608.42	67,301.00
CCEA	HEAVY EQUIPMENT OPERATOR-REG PT (313R)	1	26.5428	4,600.74	55,208.92
CCEA	HEAVY EQUIPMENT OPERATOR-REG PT (313R)	2	27.8718	4,831.10	57,973.24
CCEA	HEAVY EQUIPMENT OPERATOR-REG PT (313R)	3	29.2866	5,076.35	60,916.18

# Culver CITY

## Salary Schedule

Effective Date 01/01/2020

**Note:** For FIRE job titles, the printed hourly rates are for 40-hour employees. To determine the hourly rates for 56-hour employees, divide the annual rate by 2912. (Titles with two codes in parentheses indicate they are 40-hour & 56-hour positions. The first code is for 40-hr, the second one for 56-hr.)

Group	Title	Step	Hourly Rate	Monthly Rate	Annual Rate
CCEA	HEAVY TRUCK DRIVER (312)	1	25.5027	4,420.48	53,045.72
CCEA	HEAVY TRUCK DRIVER (312)	2	26.8079	4,646.70	55,760.38
CCEA	HEAVY TRUCK DRIVER (312)	3	28.1451	4,878.49	58,541.86
CCEA	HEAVY TRUCK DRIVER (312)	4	29.5804	5,127.27	61,527.18
CCEA	HEAVY TRUCK DRIVER (312)	5	31.0922	5,389.32	64,671.88
CCEA	HEAVY TRUCK DRIVER-REG PT (312R)	1	25.5027	4,420.48	53,045.72
CCEA	HEAVY TRUCK DRIVER-REG PT (312R)	2	26.8079	4,646.70	55,760.38
CCEA	HEAVY TRUCK DRIVER-REG PT (312R)	3	28.1451	4,878.49	58,541.86
CCEA	HOUSING ASSISTANT (409)	1	29.2866	5,076.35	60,916.18
CCEA	HOUSING ASSISTANT (409)	2	30.7836	5,335.83	64,029.94
CCEA	HOUSING ASSISTANT (409)	3	32.3563	5,608.42	67,301.00
CCEA	HOUSING ASSISTANT (409)	4	34.0098	5,895.02	70,740.28
CCEA	HOUSING ASSISTANT (409)	5	35.7480	6,196.32	74,355.84
CCEA	HOUSING SPECIALIST (426)	1	34.8681	6,043.81	72,525.70
CCEA	HOUSING SPECIALIST (426)	2	36.6497	6,352.62	76,231.48
CCEA	HOUSING SPECIALIST (426)	3	38.5217	6,677.10	80,125.24
CCEA	HOUSING SPECIALIST (426)	4	40.4907	7,018.40	84,220.76
CCEA	HOUSING SPECIALIST (426)	5	42.5602	7,377.11	88,525.32
CCEA	HUMAN RESOURCES ASSOCIATE (410)	1	33.0274	5,724.75	68,696.94
CCEA	HUMAN RESOURCES ASSOCIATE (410)	2	34.7157	6,017.40	72,208.76
CCEA	HUMAN RESOURCES ASSOCIATE (410)	3	36.4895	6,324.85	75,898.16
CCEA	HUMAN RESOURCES ASSOCIATE (410)	4	38.3550	6,648.20	79,778.40
CCEA	HUMAN RESOURCES ASSOCIATE (410)	5	40.3147	6,987.89	83,854.68
CCEA	HUMAN RESOURCES TECHNICIAN (411)	1	30.0250	5,204.33	62,452.00
CCEA	HUMAN RESOURCES TECHNICIAN (411)	2	31.5598	5,470.36	65,644.28
CCEA	HUMAN RESOURCES TECHNICIAN (411)	3	33.1722	5,749.86	68,998.28
CCEA	HUMAN RESOURCES TECHNICIAN (411)	4	34.8681	6,043.81	72,525.70
CCEA	HUMAN RESOURCES TECHNICIAN (411)	5	36.6497	6,352.62	76,231.48
CCEA	HVAC MAINTENANCE WORKER (326)	1	31.0922	5,389.32	64,671.88
CCEA	HVAC MAINTENANCE WORKER (326)	2	32.6808	5,664.66	67,975.96
CCEA	HVAC MAINTENANCE WORKER (326)	3	34.3516	5,954.28	71,451.38
CCEA	HVAC MAINTENANCE WORKER (326)	4	36.1069	6,258.53	75,102.30
CCEA	HVAC MAINTENANCE WORKER (326)	5	37.9514	6,578.24	78,938.86
CCEA	HVAC TECHNICIAN (339)	1	32.6468	5,658.77	67,905.24
CCEA	HVAC TECHNICIAN (339)	2	34.3084	5,946.79	71,361.42
CCEA	HVAC TECHNICIAN (339)	3	36.0691	6,251.98	75,023.78
CCEA	HVAC TECHNICIAN (339)	4	37.9122	6,571.46	78,857.48
CCEA	HVAC TECHNICIAN (339)	5	39.8490	6,907.16	82,885.92
CCEA	INFORMATION SYSTEMS ANALYST (435)	1	39.2987	6,811.78	81,741.40
CCEA	INFORMATION SYSTEMS ANALYST (435)	2	41.3067	7,159.84	85,918.04
CCEA	INFORMATION SYSTEMS ANALYST (435)	3	43.4173	7,525.66	90,307.88

# Culver CITY

## Salary Schedule

### Effective Date 01/01/2020

**Note:** For FIRE job titles, the printed hourly rates are for 40-hour employees. To determine the hourly rates for 56-hour employees, divide the annual rate by 2912. (Titles with two codes in parentheses indicate they are 40-hour & 56-hour positions. The first code is for 40-hr, the second one for 56-hr.)

Group	Title	Step	Hourly Rate	Monthly Rate	Annual Rate
CCEA	INFORMATION SYSTEMS ANALYST (435)	4	45.6356	7,910.18	94,922.10
CCEA	INFORMATION SYSTEMS ANALYST (435)	5	47.9682	8,314.50	99,773.96
CCEA	INFORMATION TECHNOLOGY ANALYST (418)	1	31.8763	5,525.22	66,302.60
CCEA	INFORMATION TECHNOLOGY ANALYST (418)	2	33.5049	5,807.51	69,690.14
CCEA	INFORMATION TECHNOLOGY ANALYST (418)	3	35.2166	6,104.22	73,250.58
CCEA	INFORMATION TECHNOLOGY ANALYST (418)	4	37.0165	6,416.19	76,994.32
CCEA	INFORMATION TECHNOLOGY ANALYST (418)	5	38.9078	6,744.01	80,928.12
CCEA	IRRIGATION MAINTENANCE TECHNIC (304)	1	24.2618	4,205.37	50,464.44
CCEA	IRRIGATION MAINTENANCE TECHNIC (304)	2	25.5027	4,420.48	53,045.72
CCEA	IRRIGATION MAINTENANCE TECHNIC (304)	3	26.8079	4,646.70	55,760.38
CCEA	IRRIGATION MAINTENANCE TECHNIC (304)	4	28.1451	4,878.49	58,541.86
CCEA	IRRIGATION MAINTENANCE TECHNIC (304)	5	29.5804	5,127.27	61,527.18
CCEA	JAILER (218)	1	24.2618	4,205.37	50,464.44
CCEA	JAILER (218)	2	25.5027	4,420.48	53,045.72
CCEA	JAILER (218)	3	26.8079	4,646.70	55,760.38
CCEA	JAILER (218)	4	28.1451	4,878.49	58,541.86
CCEA	JAILER (218)	5	29.5804	5,127.27	61,527.18
CCEA	JAILER - Y-RATE (297)	1	30.8037	5,339.32	64,071.80
CCEA	LABORER (204)	1	20.1738	3,496.78	41,961.40
CCEA	LABORER (204)	2	21.2058	3,675.66	44,107.96
CCEA	LABORER (204)	3	22.2905	3,863.69	46,364.24
CCEA	LABORER (204)	4	23.4297	4,061.16	48,733.88
CCEA	LABORER (204)	5	24.6274	4,268.75	51,224.94
CCEA	LABORER-REG PT (204R)	1	20.1738	3,496.78	41,961.40
CCEA	LABORER-REG PT (204R)	2	21.2058	3,675.66	44,107.96
CCEA	LABORER-REG PT (204R)	3	22.2905	3,863.69	46,364.24
CCEA	LEGAL SECRETARY (412)	1	30.6307	5,309.33	63,711.96
CCEA	LEGAL SECRETARY (412)	2	32.1962	5,580.68	66,968.20
CCEA	LEGAL SECRETARY (412)	3	33.8408	5,865.73	70,388.76
CCEA	LEGAL SECRETARY (412)	4	35.5700	6,165.47	73,985.60
CCEA	LEGAL SECRETARY (412)	5	37.3881	6,480.61	77,767.30
CCEA	MAINTENANCE CARPENTER (319)	1	28.1451	4,878.49	58,541.86
CCEA	MAINTENANCE CARPENTER (319)	2	29.5804	5,127.27	61,527.18
CCEA	MAINTENANCE CARPENTER (319)	3	31.0922	5,389.32	64,671.88
CCEA	MAINTENANCE CARPENTER (319)	4	32.6808	5,664.66	67,975.96
CCEA	MAINTENANCE CARPENTER (319)	5	34.3516	5,954.28	71,451.38
CCEA	MAINTENANCE ELECTRICIAN (328)	1	31.5598	5,470.36	65,644.28
CCEA	MAINTENANCE ELECTRICIAN (328)	2	33.1722	5,749.86	68,998.28
CCEA	MAINTENANCE ELECTRICIAN (328)	3	34.8681	6,043.81	72,525.70
CCEA	MAINTENANCE ELECTRICIAN (328)	4	36.6497	6,352.62	76,231.48

# Culver CITY

## Salary Schedule

### Effective Date 01/01/2020

**Note:** For FIRE job titles, the printed hourly rates are for 40-hour employees. To determine the hourly rates for 56-hour employees, divide the annual rate by 2912. (Titles with two codes in parentheses indicate they are 40-hour & 56-hour positions. The first code is for 40-hr, the second one for 56-hr.)

Group	Title	Step	Hourly Rate	Monthly Rate	Annual Rate
CCEA	MAINTENANCE ELECTRICIAN (328)	5	38.5217	6,677.10	80,125.24
CCEA	MAINTENANCE PAINTER (317)	1	28.0080	4,854.72	58,256.64
CCEA	MAINTENANCE PAINTER (317)	2	29.4330	5,101.72	61,220.64
CCEA	MAINTENANCE PAINTER (317)	3	30.9380	5,362.59	64,351.04
CCEA	MAINTENANCE PAINTER (317)	4	32.5185	5,636.54	67,638.48
CCEA	MAINTENANCE PAINTER (317)	5	34.1801	5,924.56	71,094.66
CCEA	MAINTENANCE PLUMBER (329)	1	31.5598	5,470.36	65,644.28
CCEA	MAINTENANCE PLUMBER (329)	2	33.1722	5,749.86	68,998.28
CCEA	MAINTENANCE PLUMBER (329)	3	34.8681	6,043.81	72,525.70
CCEA	MAINTENANCE PLUMBER (329)	4	36.6497	6,352.62	76,231.48
CCEA	MAINTENANCE PLUMBER (329)	5	38.5217	6,677.10	80,125.24
CCEA	MAINTENANCE WORKER I (206)	1	21.0996	3,657.27	43,887.22
CCEA	MAINTENANCE WORKER I (206)	2	22.1796	3,844.47	46,133.62
CCEA	MAINTENANCE WORKER I (206)	3	23.3121	4,040.77	48,489.22
CCEA	MAINTENANCE WORKER I (206)	4	24.5041	4,247.38	50,968.58
CCEA	MAINTENANCE WORKER I (206)	5	25.7588	4,464.85	53,578.20
CCEA	MAINTENANCE WORKER I-REG PT (206R)	1	21.0996	3,657.27	43,887.22
CCEA	MAINTENANCE WORKER I-REG PT (206R)	2	22.1796	3,844.47	46,133.62
CCEA	MAINTENANCE WORKER I-REG PT (206R)	3	23.3121	4,040.77	48,489.22
CCEA	MAINTENANCE WORKER II (213)	1	22.4025	3,883.10	46,597.20
CCEA	MAINTENANCE WORKER II (213)	2	23.5463	4,081.35	48,976.20
CCEA	MAINTENANCE WORKER II (213)	3	24.7510	4,290.17	51,482.08
CCEA	MAINTENANCE WORKER II (213)	4	26.0181	4,509.81	54,117.70
CCEA	MAINTENANCE WORKER II (213)	5	27.3324	4,737.61	56,851.34
CCEA	MAINTENANCE WORKER II-REG PT (213R)	1	22.4025	3,883.10	46,597.20
CCEA	MAINTENANCE WORKER II-REG PT (213R)	2	23.5463	4,081.35	48,976.20
CCEA	MAINTENANCE WORKER II-REG PT (213R)	3	24.7510	4,290.17	51,482.08
CCEA	NETWORK ADMINISTRATOR (440)	1	43.2015	7,488.26	89,859.12
CCEA	NETWORK ADMINISTRATOR (440)	2	45.4093	7,870.94	94,451.24
CCEA	NETWORK ADMINISTRATOR (440)	3	47.7291	8,273.05	99,276.58
CCEA	NETWORK ADMINISTRATOR (440)	4	50.1681	8,695.81	104,349.70
CCEA	NETWORK ADMINISTRATOR (440)	5	52.7325	9,140.30	109,683.60
CCEA	OFFICE AUTOMATION SPECIALIST (229)	1	29.1415	5,051.19	60,614.32
CCEA	OFFICE AUTOMATION SPECIALIST (229)	2	30.6307	5,309.33	63,711.96
CCEA	OFFICE AUTOMATION SPECIALIST (229)	3	32.1962	5,580.68	66,968.20
CCEA	OFFICE AUTOMATION SPECIALIST (229)	4	33.8408	5,865.73	70,388.76
CCEA	OFFICE AUTOMATION SPECIALIST (229)	5	35.5700	6,165.47	73,985.60
CCEA	PARK MAINTENANCE CREWLEADER (315)	1	27.3324	4,737.61	56,851.34
CCEA	PARK MAINTENANCE CREWLEADER (315)	2	28.7084	4,976.12	59,713.42
CCEA	PARK MAINTENANCE CREWLEADER (315)	3	30.1757	5,230.46	62,765.56

# Culver CITY

## Salary Schedule

Effective Date 01/01/2020

**Note:** For FIRE job titles, the printed hourly rates are for 40-hour employees. To determine the hourly rates for 56-hour employees, divide the annual rate by 2912. (Titles with two codes in parentheses indicate they are 40-hour & 56-hour positions. The first code is for 40-hr, the second one for 56-hr.)

Group	Title	Step	Hourly Rate	Monthly Rate	Annual Rate
CCEA	PARK MAINTENANCE CREWLEADER (315)	4	31.7174	5,497.68	65,972.14
CCEA	PARK MAINTENANCE CREWLEADER (315)	5	33.3378	5,778.54	69,342.52
CCEA	PARK PATROL OFFICER (220)	1	24.9990	4,333.16	51,997.92
CCEA	PARK PATROL OFFICER (220)	2	26.2788	4,554.98	54,659.80
CCEA	PARK PATROL OFFICER (220)	3	27.5998	4,783.96	57,407.48
CCEA	PARK PATROL OFFICER (220)	4	28.9965	5,026.06	60,312.72
CCEA	PARK PATROL OFFICER (220)	5	30.4788	5,282.98	63,395.80
CCEA	PARKING ENFORCEMENT OFFICER (214)	1	22.9670	3,980.95	47,771.36
CCEA	PARKING ENFORCEMENT OFFICER (214)	2	24.1419	4,184.59	50,215.10
CCEA	PARKING ENFORCEMENT OFFICER (214)	3	25.3759	4,398.49	52,781.82
CCEA	PARKING ENFORCEMENT OFFICER (214)	4	26.6754	4,623.73	55,484.78
CCEA	PARKING ENFORCEMENT OFFICER (214)	5	28.0080	4,854.72	58,256.64
CCEA	PARKING METER TECHNICIAN (310)	1	26.3796	4,572.47	54,869.62
CCEA	PARKING METER TECHNICIAN (310)	2	27.7308	4,806.66	57,679.96
CCEA	PARKING METER TECHNICIAN (310)	3	29.1227	5,047.94	60,575.32
CCEA	PARKING METER TECHNICIAN (310)	4	30.5985	5,303.74	63,644.88
CCEA	PARKING METER TECHNICIAN (310)	5	32.1621	5,574.77	66,897.22
CCEA	PARKING SUPERVISOR (446)	1	31.5598	5,470.36	65,644.28
CCEA	PARKING SUPERVISOR (446)	2	33.1722	5,749.86	68,998.28
CCEA	PARKING SUPERVISOR (446)	3	34.8681	6,043.81	72,525.70
CCEA	PARKING SUPERVISOR (446)	4	36.6497	6,352.62	76,231.48
CCEA	PARKING SUPERVISOR (446)	5	38.5217	6,677.10	80,125.24
CCEA	PAYROLL TECHNICIAN (423)	1	33.0274	5,724.75	68,696.94
CCEA	PAYROLL TECHNICIAN (423)	2	34.7157	6,017.40	72,208.76
CCEA	PAYROLL TECHNICIAN (423)	3	36.4895	6,324.85	75,898.16
CCEA	PAYROLL TECHNICIAN (423)	4	38.3550	6,648.20	79,778.40
CCEA	PAYROLL TECHNICIAN (423)	5	40.3147	6,987.89	83,854.68
CCEA	PERMIT TECHNICIAN (215)	1	23.5463	4,081.35	48,976.20
CCEA	PERMIT TECHNICIAN (215)	2	24.7510	4,290.17	51,482.08
CCEA	PERMIT TECHNICIAN (215)	3	26.0181	4,509.81	54,117.70
CCEA	PERMIT TECHNICIAN (215)	4	27.3324	4,737.61	56,851.34
CCEA	PERMIT TECHNICIAN (215)	5	28.7084	4,976.12	59,713.42
CCEA	PERMIT TECHNICIAN II (230)	1	27.0782	4,693.56	56,322.76
CCEA	PERMIT TECHNICIAN II (230)	2	28.4636	4,933.70	59,204.34
CCEA	PERMIT TECHNICIAN II (230)	3	29.9209	5,186.29	62,235.42
CCEA	PERMIT TECHNICIAN II (230)	4	31.4322	5,448.26	65,379.08
CCEA	PERMIT TECHNICIAN II (230)	5	33.0146	5,722.54	68,670.42
CCEA	PERMIT TECHNICIAN-REG PT (215R)	1	23.5463	4,081.35	48,976.20
CCEA	PERMIT TECHNICIAN-REG PT (215R)	2	24.7510	4,290.17	51,482.08
CCEA	PERMIT TECHNICIAN-REG PT (215R)	3	26.0181	4,509.81	54,117.70

# Culver CITY

## Salary Schedule

Effective Date 01/01/2020

**Note:** For FIRE job titles, the printed hourly rates are for 40-hour employees. To determine the hourly rates for 56-hour employees, divide the annual rate by 2912. (Titles with two codes in parentheses indicate they are 40-hour & 56-hour positions. The first code is for 40-hr, the second one for 56-hr.)

Group	Title	Step	Hourly Rate	Monthly Rate	Annual Rate
CCEA	PLAN CHECK ENGINEER (436)	1	40.4656	7,014.04	84,168.50
CCEA	PLAN CHECK ENGINEER (436)	2	42.5329	7,372.37	88,468.38
CCEA	PLAN CHECK ENGINEER (436)	3	44.7065	7,749.13	92,989.52
CCEA	PLAN CHECK ENGINEER (436)	4	46.9910	8,145.11	97,741.28
CCEA	PLAN CHECK ENGINEER (436)	5	49.3931	8,561.48	102,737.70
CCEA	PLANNING TECHNICIAN (400)	1	24.9990	4,333.16	51,997.92
CCEA	PLANNING TECHNICIAN (400)	2	26.2788	4,554.98	54,659.80
CCEA	PLANNING TECHNICIAN (400)	3	27.5998	4,783.96	57,407.48
CCEA	PLANNING TECHNICIAN (400)	4	28.9965	5,026.06	60,312.72
CCEA	PLANNING TECHNICIAN (400)	5	30.4788	5,282.98	63,395.80
CCEA	PLANNING TECHNICIAN II (449)	1	31.5598	5,470.36	65,644.28
CCEA	PLANNING TECHNICIAN II (449)	2	33.1722	5,749.86	68,998.28
CCEA	PLANNING TECHNICIAN II (449)	3	34.8681	6,043.81	72,525.70
CCEA	PLANNING TECHNICIAN II (449)	4	36.6497	6,352.62	76,231.48
CCEA	PLANNING TECHNICIAN II (449)	5	38.5217	6,677.10	80,125.24
CCEA	POLICE RCRDS/PROPERTY SPRVSR (447)	1	31.5598	5,470.36	65,644.28
CCEA	POLICE RCRDS/PROPERTY SPRVSR (447)	2	33.1722	5,749.86	68,998.28
CCEA	POLICE RCRDS/PROPERTY SPRVSR (447)	3	34.8681	6,043.81	72,525.70
CCEA	POLICE RCRDS/PROPERTY SPRVSR (447)	4	36.6497	6,352.62	76,231.48
CCEA	POLICE RCRDS/PROPERTY SPRVSR (447)	5	38.5217	6,677.10	80,125.24
CCEA	POLICE RECORDS TECH-Y-RATE (296)	1	30.8037	5,339.32	64,071.80
CCEA	POLICE RECORDS TECHNICIAN (208)	1	21.5258	3,731.13	44,773.56
CCEA	POLICE RECORDS TECHNICIAN (208)	2	22.6265	3,921.93	47,063.12
CCEA	POLICE RECORDS TECHNICIAN (208)	3	23.7828	4,122.34	49,468.12
CCEA	POLICE RECORDS TECHNICIAN (208)	4	24.9990	4,333.16	51,997.92
CCEA	POLICE RECORDS TECHNICIAN (208)	5	26.2788	4,554.98	54,659.80
CCEA	POOL MAINTENANCE TECHNICIAN (330)	1	31.5598	5,470.36	65,644.28
CCEA	POOL MAINTENANCE TECHNICIAN (330)	2	33.1722	5,749.86	68,998.28
CCEA	POOL MAINTENANCE TECHNICIAN (330)	3	34.8681	6,043.81	72,525.70
CCEA	POOL MAINTENANCE TECHNICIAN (330)	4	36.6497	6,352.62	76,231.48
CCEA	POOL MAINTENANCE TECHNICIAN (330)	5	38.5217	6,677.10	80,125.24
CCEA	PROPERTY INSPECTOR (443)	1	34.5231	5,984.01	71,808.10
CCEA	PROPERTY INSPECTOR (443)	2	36.2876	6,289.86	75,478.26
CCEA	PROPERTY INSPECTOR (443)	3	38.1412	6,611.15	79,333.80
CCEA	PROPERTY INSPECTOR (443)	4	40.0908	6,949.06	83,388.76
CCEA	PROPERTY INSPECTOR (443)	5	42.1388	7,304.05	87,648.60
CCEA	PROPERTY TECHNICIAN (221)	1	25.2503	4,376.71	52,520.52
CCEA	PROPERTY TECHNICIAN (221)	2	26.5428	4,600.74	55,208.92
CCEA	PROPERTY TECHNICIAN (221)	3	27.8718	4,831.10	57,973.24
CCEA	PROPERTY TECHNICIAN (221)	4	29.2866	5,076.35	60,916.18
CCEA	PROPERTY TECHNICIAN (221)	5	30.7836	5,335.83	64,029.94



# Culver CITY

## Salary Schedule

Effective Date 01/01/2020

**Note:** For FIRE job titles, the printed hourly rates are for 40-hour employees. To determine the hourly rates for 56-hour employees, divide the annual rate by 2912. (Titles with two codes in parentheses indicate they are 40-hour & 56-hour positions. The first code is for 40-hr, the second one for 56-hr.)

Group	Title	Step	Hourly Rate	Monthly Rate	Annual Rate
CCEA	PUBLIC WORKS INSPECTOR (417)	1	31.7174	5,497.68	65,972.14
CCEA	PUBLIC WORKS INSPECTOR (417)	2	33.3378	5,778.54	69,342.52
CCEA	PUBLIC WORKS INSPECTOR (417)	3	35.0418	6,073.90	72,886.84
CCEA	PUBLIC WORKS INSPECTOR (417)	4	36.8326	6,384.32	76,611.86
CCEA	PUBLIC WORKS INSPECTOR (417)	5	38.7148	6,710.56	80,526.68
CCEA	REC & COMMUNITY SVCS COORDINAT (454)	1	29.2866	5,076.35	60,916.18
CCEA	REC & COMMUNITY SVCS COORDINAT (454)	2	30.7836	5,335.83	64,029.94
CCEA	REC & COMMUNITY SVCS COORDINAT (454)	3	32.3563	5,608.42	67,301.00
CCEA	REC & COMMUNITY SVCS COORDINAT (454)	4	34.0098	5,895.02	70,740.28
CCEA	REC & COMMUNITY SVCS COORDINAT (454)	5	35.7480	6,196.32	74,355.84
CCEA	REC & COMMUNITY SVCS COORDINAT-REG PT (454R)	1	29.2866	5,076.35	60,916.18
CCEA	REC & COMMUNITY SVCS COORDINAT-REG PT (454R)	2	30.7836	5,335.83	64,029.94
CCEA	REC & COMMUNITY SVCS COORDINAT-REG PT (454R)	3	32.3563	5,608.42	67,301.00
CCEA	RECORDS MGMT COORDINATOR (450)	1	30.0250	5,204.33	62,452.00
CCEA	RECORDS MGMT COORDINATOR (450)	2	31.5598	5,470.36	65,644.28
CCEA	RECORDS MGMT COORDINATOR (450)	3	33.1722	5,749.86	68,998.28
CCEA	RECORDS MGMT COORDINATOR (450)	4	34.8681	6,043.81	72,525.70
CCEA	RECORDS MGMT COORDINATOR (450)	5	36.6497	6,352.62	76,231.48
CCEA	RECREATION COORDINATOR (227)	1	28.5654	4,951.33	59,415.98
CCEA	RECREATION COORDINATOR (227)	2	30.0250	5,204.33	62,452.00
CCEA	RECREATION COORDINATOR (227)	3	31.5598	5,470.36	65,644.28
CCEA	RECREATION COORDINATOR (227)	4	33.1722	5,749.86	68,998.28
CCEA	RECREATION COORDINATOR (227)	5	34.8681	6,043.81	72,525.70
CCEA	RECREATION COORDINATOR-REG PT (227R)	1	28.5654	4,951.33	59,415.98
CCEA	RECREATION COORDINATOR-REG PT (227R)	2	30.0250	5,204.33	62,452.00
CCEA	RECREATION COORDINATOR-REG PT (227R)	3	31.5598	5,470.36	65,644.28
CCEA	SAFETY OFFICER (444)	1	34.6944	6,013.69	72,164.30
CCEA	SAFETY OFFICER (444)	2	36.4669	6,320.93	75,851.10
CCEA	SAFETY OFFICER (444)	3	38.3307	6,644.00	79,727.96
CCEA	SAFETY OFFICER (444)	4	40.2896	6,983.54	83,802.42
CCEA	SAFETY OFFICER (444)	5	42.3478	7,340.28	88,083.32
CCEA	SAFETY SERVICES COMM OPER (225)	1	27.1987	4,714.45	56,573.40
CCEA	SAFETY SERVICES COMM OPER (225)	2	28.5654	4,951.33	59,415.98
CCEA	SAFETY SERVICES COMM OPER (225)	3	30.0250	5,204.33	62,452.00
CCEA	SAFETY SERVICES COMM OPER (225)	4	31.5598	5,470.36	65,644.28
CCEA	SAFETY SERVICES COMM OPER (225)	5	33.1722	5,749.86	68,998.28
CCEA	SANITATION COLLECTOR (301)	1	21.7419	3,768.59	45,223.10
CCEA	SANITATION COLLECTOR (301)	2	22.8539	3,961.34	47,536.06
CCEA	SANITATION COLLECTOR (301)	3	24.0218	4,163.77	49,965.24

# Culver CITY

## Salary Schedule

### Effective Date 01/01/2020

**Note:** For FIRE job titles, the printed hourly rates are for 40-hour employees. To determine the hourly rates for 56-hour employees, divide the annual rate by 2912. (Titles with two codes in parentheses indicate they are 40-hour & 56-hour positions. The first code is for 40-hr, the second one for 56-hr.)

Group	Title	Step	Hourly Rate	Monthly Rate	Annual Rate
CCEA	SANITATION COLLECTOR (301)	4	25.2503	4,376.71	52,520.52
CCEA	SANITATION COLLECTOR (301)	5	26.5428	4,600.74	55,208.92
CCEA	SANITATION DISPATCH (226)	1	27.8718	4,831.10	57,973.24
CCEA	SANITATION DISPATCH (226)	2	29.2866	5,076.35	60,916.18
CCEA	SANITATION DISPATCH (226)	3	30.7836	5,335.83	64,029.94
CCEA	SANITATION DISPATCH (226)	4	32.3563	5,608.42	67,301.00
CCEA	SANITATION DISPATCH (226)	5	34.0098	5,895.02	70,740.28
CCEA	SANITATION DISPATCH-REG PT (226R)	1	27.8718	4,831.10	57,973.24
CCEA	SANITATION DISPATCH-REG PT (226R)	2	29.2866	5,076.35	60,916.18
CCEA	SANITATION DISPATCH-REG PT (226R)	3	30.7836	5,335.83	64,029.94
CCEA	SANITATION DRIVER (306)	1	24.6274	4,268.75	51,224.94
CCEA	SANITATION DRIVER (306)	2	25.8880	4,487.25	53,847.04
CCEA	SANITATION DRIVER (306)	3	27.1987	4,714.45	56,573.40
CCEA	SANITATION DRIVER (306)	4	28.5654	4,951.33	59,415.98
CCEA	SANITATION DRIVER (306)	5	30.0250	5,204.33	62,452.00
CCEA	SANITATION DRIVER-REG PT (306R)	1	24.6274	4,268.75	51,224.94
CCEA	SANITATION DRIVER-REG PT (306R)	2	25.8880	4,487.25	53,847.04
CCEA	SANITATION DRIVER-REG PT (306R)	3	27.1987	4,714.45	56,573.40
CCEA	SANITATION ROLL-OFF DRIVER (311)	1	25.1234	4,354.72	52,256.62
CCEA	SANITATION ROLL-OFF DRIVER (311)	2	26.4102	4,577.78	54,933.32
CCEA	SANITATION ROLL-OFF DRIVER (311)	3	27.7359	4,807.55	57,690.62
CCEA	SANITATION ROLL-OFF DRIVER (311)	4	29.1415	5,051.19	60,614.32
CCEA	SANITATION ROLL-OFF DRIVER (311)	5	30.6307	5,309.33	63,711.96
CCEA	SCOUT VEHICLE OPERATOR (212)	1	22.1796	3,844.47	46,133.62
CCEA	SCOUT VEHICLE OPERATOR (212)	2	23.3121	4,040.77	48,489.22
CCEA	SCOUT VEHICLE OPERATOR (212)	3	24.5041	4,247.38	50,968.58
CCEA	SCOUT VEHICLE OPERATOR (212)	4	25.7588	4,464.85	53,578.20
CCEA	SCOUT VEHICLE OPERATOR (212)	5	27.0663	4,691.48	56,297.80
CCEA	SCOUT VEHICLE OPERATOR-REG PT (212R)	1	22.1796	3,844.47	46,133.62
CCEA	SCOUT VEHICLE OPERATOR-REG PT (212R)	2	23.3121	4,040.77	48,489.22
CCEA	SCOUT VEHICLE OPERATOR-REG PT (212R)	3	24.5041	4,247.38	50,968.58
CCEA	SECRETARY (216)	1	23.5463	4,081.35	48,976.20
CCEA	SECRETARY (216)	2	24.7510	4,290.17	51,482.08
CCEA	SECRETARY (216)	3	26.0181	4,509.81	54,117.70
CCEA	SECRETARY (216)	4	27.3324	4,737.61	56,851.34
CCEA	SECRETARY (216)	5	28.7084	4,976.12	59,713.42
CCEA	SECRETARY Y-RATE (295)	1	31.2810	5,422.04	65,064.48
CCEA	SERVICE DESK TECHNICIAN (403)	1	27.7359	4,807.55	57,690.62
CCEA	SERVICE DESK TECHNICIAN (403)	2	29.1415	5,051.19	60,614.32
CCEA	SERVICE DESK TECHNICIAN (403)	3	30.6307	5,309.33	63,711.96

# Culver CITY

## Salary Schedule

Effective Date 01/01/2020

**Note:** For FIRE job titles, the printed hourly rates are for 40-hour employees. To determine the hourly rates for 56-hour employees, divide the annual rate by 2912. (Titles with two codes in parentheses indicate they are 40-hour & 56-hour positions. The first code is for 40-hr, the second one for 56-hr.)

Group	Title	Step	Hourly Rate	Monthly Rate	Annual Rate
CCEA	SERVICE DESK TECHNICIAN (403)	4	32.1962	5,580.68	66,968.20
CCEA	SERVICE DESK TECHNICIAN (403)	5	33.8408	5,865.73	70,388.76
CCEA	SEWER LIFT STATION ELECTRO MEC (318)	1	28.0080	4,854.72	58,256.64
CCEA	SEWER LIFT STATION ELECTRO MEC (318)	2	29.4330	5,101.72	61,220.64
CCEA	SEWER LIFT STATION ELECTRO MEC (318)	3	30.9380	5,362.59	64,351.04
CCEA	SEWER LIFT STATION ELECTRO MEC (318)	4	32.5185	5,636.54	67,638.48
CCEA	SEWER LIFT STATION ELECTRO MEC (318)	5	34.1801	5,924.56	71,094.66
CCEA	SOLID WASTE & RECYC CRW SPVR (405)	1	32.9298	5,707.82	68,493.88
CCEA	SOLID WASTE & RECYC CRW SPVR (405)	2	34.6091	5,998.92	71,986.98
CCEA	SOLID WASTE & RECYC CRW SPVR (405)	3	36.3780	6,305.52	75,666.24
CCEA	SOLID WASTE & RECYC CRW SPVR (405)	4	38.2366	6,627.68	79,532.18
CCEA	SOLID WASTE & RECYC CRW SPVR (405)	5	40.1913	6,966.48	83,597.80
CCEA	SR & SOCIAL SERVICES SPEC (408)	1	29.2866	5,076.35	60,916.18
CCEA	SR & SOCIAL SERVICES SPEC (408)	2	30.7836	5,335.83	64,029.94
CCEA	SR & SOCIAL SERVICES SPEC (408)	3	32.3563	5,608.42	67,301.00
CCEA	SR & SOCIAL SERVICES SPEC (408)	4	34.0098	5,895.02	70,740.28
CCEA	SR & SOCIAL SERVICES SPEC (408)	5	35.7480	6,196.32	74,355.84
CCEA	SR ACCOUNT CLERK (217)	1	23.7828	4,122.34	49,468.12
CCEA	SR ACCOUNT CLERK (217)	2	24.9990	4,333.16	51,997.92
CCEA	SR ACCOUNT CLERK (217)	3	26.2788	4,554.98	54,659.80
CCEA	SR ACCOUNT CLERK (217)	4	27.5998	4,783.96	57,407.48
CCEA	SR ACCOUNT CLERK (217)	5	28.9965	5,026.06	60,312.72
CCEA	SR COMP PROGRAMMER ANALYST (442)	1	45.6356	7,910.18	94,922.10
CCEA	SR COMP PROGRAMMER ANALYST (442)	2	47.9682	8,314.50	99,773.96
CCEA	SR COMP PROGRAMMER ANALYST (442)	3	50.4193	8,739.34	104,872.04
CCEA	SR COMP PROGRAMMER ANALYST (442)	4	52.9953	9,185.84	110,230.12
CCEA	SR COMP PROGRAMMER ANALYST (442)	5	55.7038	9,655.32	115,863.80
CCEA	SR ENGINEERING TECHNICIAN (416)	1	31.7174	5,497.68	65,972.14
CCEA	SR ENGINEERING TECHNICIAN (416)	2	33.3378	5,778.54	69,342.52
CCEA	SR ENGINEERING TECHNICIAN (416)	3	35.0418	6,073.90	72,886.84
CCEA	SR ENGINEERING TECHNICIAN (416)	4	36.8326	6,384.32	76,611.86
CCEA	SR ENGINEERING TECHNICIAN (416)	5	38.7148	6,710.56	80,526.68
CCEA	SR FLEET SERVICES TECHNICIAN (321)	1	28.5654	4,951.33	59,415.98
CCEA	SR FLEET SERVICES TECHNICIAN (321)	2	30.0250	5,204.33	62,452.00
CCEA	SR FLEET SERVICES TECHNICIAN (321)	3	31.5598	5,470.36	65,644.28
CCEA	SR FLEET SERVICES TECHNICIAN (321)	4	33.1722	5,749.86	68,998.28
CCEA	SR FLEET SERVICES TECHNICIAN (321)	5	34.8681	6,043.81	72,525.70
CCEA	SR FORENSIC SPECIALIST (448)	1	38.9329	6,748.37	80,980.38
CCEA	SR FORENSIC SPECIALIST (448)	2	40.9220	7,093.15	85,117.76
CCEA	SR FORENSIC SPECIALIST (448)	3	43.0136	7,455.70	89,468.34
CCEA	SR FORENSIC SPECIALIST (448)	4	45.2111	7,836.60	94,039.14

# Culver CITY

## Salary Schedule

Effective Date 01/01/2020

**Note:** For FIRE job titles, the printed hourly rates are for 40-hour employees. To determine the hourly rates for 56-hour employees, divide the annual rate by 2912. (Titles with two codes in parentheses indicate they are 40-hour & 56-hour positions. The first code is for 40-hr, the second one for 56-hr.)

Group	Title	Step	Hourly Rate	Monthly Rate	Annual Rate
CCEA	SR FORENSIC SPECIALIST (448)	5	47.5217	8,237.10	98,845.24
CCEA	SR JAILER (404)	1	28.1451	4,878.49	58,541.86
CCEA	SR JAILER (404)	2	29.5804	5,127.27	61,527.18
CCEA	SR JAILER (404)	3	31.0922	5,389.32	64,671.88
CCEA	SR JAILER (404)	4	32.6808	5,664.66	67,975.96
CCEA	SR JAILER (404)	5	34.3516	5,954.28	71,451.38
CCEA	SR PUBLIC WORKS INSPECTOR (445)	1	35.7480	6,196.32	74,355.84
CCEA	SR PUBLIC WORKS INSPECTOR (445)	2	37.5742	6,512.87	78,154.44
CCEA	SR PUBLIC WORKS INSPECTOR (445)	3	39.4953	6,845.84	82,150.12
CCEA	SR PUBLIC WORKS INSPECTOR (445)	4	41.5135	7,195.67	86,348.08
CCEA	SR PUBLIC WORKS INSPECTOR (445)	5	43.6346	7,563.34	90,760.02
CCEA	SR WELDER (340)	1	30.2914	5,250.51	63,006.06
CCEA	SR WELDER (340)	2	31.8397	5,518.89	66,226.68
CCEA	SR WELDER (340)	3	33.4664	5,800.84	69,610.06
CCEA	SR WELDER (340)	4	35.3512	6,127.55	73,530.60
CCEA	SR WELDER (340)	5	36.9742	6,408.87	76,906.44
CCEA	STAFF ASST/SOLID WASTE OPS (421)	1	34.6944	6,013.69	72,164.30
CCEA	STAFF ASST/SOLID WASTE OPS (421)	2	36.4669	6,320.93	75,851.10
CCEA	STAFF ASST/SOLID WASTE OPS (421)	3	38.3307	6,644.00	79,727.96
CCEA	STAFF ASST/SOLID WASTE OPS (421)	4	40.2896	6,983.54	83,802.42
CCEA	STAFF ASST/SOLID WASTE OPS (421)	5	42.3478	7,340.28	88,083.32
CCEA	STORES SPECIALIST (211)	1	22.1785	3,844.27	46,131.28
CCEA	STORES SPECIALIST (211)	2	23.3132	4,040.96	48,491.56
CCEA	STORES SPECIALIST (211)	3	24.5044	4,247.43	50,969.10
CCEA	STORES SPECIALIST (211)	4	25.7578	4,464.68	53,576.12
CCEA	STORES SPECIALIST (211)	5	27.0761	4,693.20	56,318.34
CCEA	STREET LIGHTS TECHNICIAN (331)	1	31.5598	5,470.36	65,644.28
CCEA	STREET LIGHTS TECHNICIAN (331)	2	33.1722	5,749.86	68,998.28
CCEA	STREET LIGHTS TECHNICIAN (331)	3	34.8681	6,043.81	72,525.70
CCEA	STREET LIGHTS TECHNICIAN (331)	4	36.6497	6,352.62	76,231.48
CCEA	STREET LIGHTS TECHNICIAN (331)	5	38.5217	6,677.10	80,125.24
CCEA	STREET MAINTENANCE CREW LEADER (323)	1	30.0250	5,204.33	62,452.00
CCEA	STREET MAINTENANCE CREW LEADER (323)	2	31.5598	5,470.36	65,644.28
CCEA	STREET MAINTENANCE CREW LEADER (323)	3	33.1722	5,749.86	68,998.28
CCEA	STREET MAINTENANCE CREW LEADER (323)	4	34.8681	6,043.81	72,525.70
CCEA	STREET MAINTENANCE CREW LEADER (323)	5	36.6497	6,352.62	76,231.48
CCEA	STRUCTURAL REHAB SPECIALIST (334)	1	36.2492	6,283.20	75,398.44
CCEA	STRUCTURAL REHAB SPECIALIST (334)	2	38.1020	6,604.35	79,252.16
CCEA	STRUCTURAL REHAB SPECIALIST (334)	3	40.0483	6,941.70	83,300.36
CCEA	STRUCTURAL REHAB SPECIALIST (334)	4	42.0953	7,296.51	87,558.12
CCEA	STRUCTURAL REHAB SPECIALIST (334)	5	44.2456	7,669.24	92,030.90

# Culver CITY

## Salary Schedule

Effective Date 01/01/2020

**Note:** For FIRE job titles, the printed hourly rates are for 40-hour employees. To determine the hourly rates for 56-hour employees, divide the annual rate by 2912. (Titles with two codes in parentheses indicate they are 40-hour & 56-hour positions. The first code is for 40-hr, the second one for 56-hr.)

Group	Title	Step	Hourly Rate	Monthly Rate	Annual Rate
CCEA	SUBDRAIN CREWLEADER (324)	1	30.0250	5,204.33	62,452.00
CCEA	SUBDRAIN CREWLEADER (324)	2	31.5598	5,470.36	65,644.28
CCEA	SUBDRAIN CREWLEADER (324)	3	33.1722	5,749.86	68,998.28
CCEA	SUBDRAIN CREWLEADER (324)	4	34.8681	6,043.81	72,525.70
CCEA	SUBDRAIN CREWLEADER (324)	5	36.6497	6,352.62	76,231.48
CCEA	SUBDRAIN WORKER (302)	1	22.9670	3,980.95	47,771.36
CCEA	SUBDRAIN WORKER (302)	2	24.1419	4,184.59	50,215.10
CCEA	SUBDRAIN WORKER (302)	3	25.3759	4,398.49	52,781.82
CCEA	SUBDRAIN WORKER (302)	4	26.6754	4,623.73	55,484.78
CCEA	SUBDRAIN WORKER (302)	5	28.0080	4,854.72	58,256.64
CCEA	TELECOMMUNICATIONS ANALYST (430)	1	40.5159	7,022.75	84,273.02
CCEA	TELECOMMUNICATIONS ANALYST (430)	2	42.5863	7,381.62	88,579.40
CCEA	TELECOMMUNICATIONS ANALYST (430)	3	44.7624	7,758.81	93,105.74
CCEA	TELECOMMUNICATIONS ANALYST (430)	4	47.0503	8,155.38	97,864.52
CCEA	TELECOMMUNICATIONS ANALYST (430)	5	49.4537	8,571.98	102,863.80
CCEA	TRAFFIC PAINTER (308)	1	24.9990	4,333.16	51,997.92
CCEA	TRAFFIC PAINTER (308)	2	26.2788	4,554.98	54,659.80
CCEA	TRAFFIC PAINTER (308)	3	27.5998	4,783.96	57,407.48
CCEA	TRAFFIC PAINTER (308)	4	28.9965	5,026.06	60,312.72
CCEA	TRAFFIC PAINTER (308)	5	30.4788	5,282.98	63,395.80
CCEA	TRAFFIC PAINTING CREWLEADER (325)	1	30.4788	5,282.98	63,395.80
CCEA	TRAFFIC PAINTING CREWLEADER (325)	2	32.0351	5,552.76	66,633.06
CCEA	TRAFFIC PAINTING CREWLEADER (325)	3	33.6728	5,836.61	70,039.32
CCEA	TRAFFIC PAINTING CREWLEADER (325)	4	35.3938	6,134.92	73,619.00
CCEA	TRAFFIC PAINTING CREWLEADER (325)	5	37.2018	6,448.30	77,379.64
CCEA	TRAFFIC SIGNAL TECHNICIAN (336)	1	37.2018	6,448.30	77,379.64
CCEA	TRAFFIC SIGNAL TECHNICIAN (336)	2	39.1033	6,777.90	81,334.76
CCEA	TRAFFIC SIGNAL TECHNICIAN (336)	3	41.1011	7,124.20	85,490.34
CCEA	TRAFFIC SIGNAL TECHNICIAN (336)	4	43.2015	7,488.26	89,859.12
CCEA	TRAFFIC SIGNAL TECHNICIAN (336)	5	45.4093	7,870.94	94,451.24
CCEA	TRAINING & SAFETY INSTRUCTOR (414)	1	34.0098	5,895.02	70,740.28
CCEA	TRAINING & SAFETY INSTRUCTOR (414)	2	35.7480	6,196.32	74,355.84
CCEA	TRAINING & SAFETY INSTRUCTOR (414)	3	37.5742	6,512.87	78,154.44
CCEA	TRAINING & SAFETY INSTRUCTOR (414)	4	39.4953	6,845.84	82,150.12
CCEA	TRAINING & SAFETY INSTRUCTOR (414)	5	41.5135	7,195.67	86,348.08
CCEA	TRANSIT OPERATIONS SUPERVISOR (407)	1	32.3563	5,608.42	67,301.00
CCEA	TRANSIT OPERATIONS SUPERVISOR (407)	2	34.0098	5,895.02	70,740.28
CCEA	TRANSIT OPERATIONS SUPERVISOR (407)	3	35.7480	6,196.32	74,355.84
CCEA	TRANSIT OPERATIONS SUPERVISOR (407)	4	37.5742	6,512.87	78,154.44
CCEA	TRANSIT OPERATIONS SUPERVISOR (407)	5	39.4953	6,845.84	82,150.12

# Culver CITY

## Salary Schedule

Effective Date 01/01/2020

**Note:** For FIRE job titles, the printed hourly rates are for 40-hour employees. To determine the hourly rates for 56-hour employees, divide the annual rate by 2912. (Titles with two codes in parentheses indicate they are 40-hour & 56-hour positions. The first code is for 40-hr, the second one for 56-hr.)

Group	Title	Step	Hourly Rate	Monthly Rate	Annual Rate
CCEA	URBAN FORESTER (316)	1	28.7087	4,976.18	59,714.20
CCEA	URBAN FORESTER (316)	2	30.1762	5,230.55	62,766.60
CCEA	URBAN FORESTER (316)	3	31.7170	5,497.61	65,971.36
CCEA	URBAN FORESTER (316)	4	33.3380	5,778.59	69,343.04
CCEA	URBAN FORESTER (316)	5	35.0420	6,073.95	72,887.36
CCEA	VAN DRIVER (300)	1	20.2745	3,514.25	42,170.96
CCEA	VAN DRIVER (300)	2	21.2058	3,675.66	44,107.96
CCEA	VAN DRIVER (300)	3	22.2905	3,863.69	46,364.24
CCEA	VAN DRIVER (300)	4	23.4297	4,061.16	48,733.88
CCEA	VAN DRIVER (300)	5	24.6274	4,268.75	51,224.94
CCEA	WAREHOUSE SUPERVISOR (401)	1	27.7980	4,818.32	57,819.84
CCEA	WAREHOUSE SUPERVISOR (401)	2	29.2206	5,064.91	60,778.90
CCEA	WAREHOUSE SUPERVISOR (401)	3	30.6781	5,317.54	63,810.50
CCEA	WAREHOUSE SUPERVISOR (401)	4	32.2427	5,588.74	67,064.92
CCEA	WAREHOUSE SUPERVISOR (401)	5	33.8906	5,874.38	70,492.50
CCEA	WEBMASTER (441)	1	44.9579	7,792.70	93,512.38
CCEA	WEBMASTER (441)	2	47.2562	8,191.08	98,293.00
CCEA	WEBMASTER (441)	3	49.6709	8,609.62	103,315.42
CCEA	WEBMASTER (441)	4	52.2090	9,049.56	108,594.72
CCEA	WEBMASTER (441)	5	54.8765	9,511.93	114,143.12
CCEA	WELDER (320)	1	28.8490	5,000.49	60,005.92
CCEA	WELDER (320)	2	30.3236	5,256.10	63,073.14
CCEA	WELDER (320)	3	31.8727	5,524.61	66,295.32
CCEA	WELDER (320)	4	33.6678	5,835.74	70,028.92
CCEA	WELDER (320)	5	35.2136	6,103.70	73,244.34
CCEA	WELDER-REG PT (320R)	1	28.8490	5,000.49	60,005.92
CCEA	WELDER-REG PT (320R)	2	30.3236	5,256.10	63,073.14
CCEA	WELDER-REG PT (320R)	3	31.8727	5,524.61	66,295.32

# Culver CITY

## Salary Schedule

### Effective Date 01/01/2020

**Note:** For FIRE job titles, the printed hourly rates are for 40-hour employees. To determine the hourly rates for 56-hour employees, divide the annual rate by 2912. (Titles with two codes in parentheses indicate they are 40-hour & 56-hour positions. The first code is for 40-hr, the second one for 56-hr.)

Group	Title	Step	Hourly Rate	Monthly Rate	Annual Rate
CCMG	ACCOUNTG & INVESTMENTS MANAGER (837)	1	54.0895	9,375.51	112,506.16
CCMG	ACCOUNTG & INVESTMENTS MANAGER (837)	2	56.8540	9,854.69	118,256.32
CCMG	ACCOUNTG & INVESTMENTS MANAGER (837)	3	59.7582	10,358.10	124,297.16
CCMG	ACCOUNTG & INVESTMENTS MANAGER (837)	4	62.8125	10,887.50	130,650.00
CCMG	ACCOUNTG & INVESTMENTS MANAGER (837)	5	66.0218	11,443.77	137,325.24
CCMG	ACCOUNTING OPERATIONS MANAGER (803)	1	49.1722	8,523.19	102,278.28
CCMG	ACCOUNTING OPERATIONS MANAGER (803)	2	51.6854	8,958.80	107,505.58
CCMG	ACCOUNTING OPERATIONS MANAGER (803)	3	54.3257	9,416.46	112,997.56
CCMG	ACCOUNTING OPERATIONS MANAGER (803)	4	57.1022	9,897.72	118,772.68
CCMG	ACCOUNTING OPERATIONS MANAGER (803)	5	60.0199	10,403.45	124,841.34
CCMG	ADVANCE PLANNING MANAGER (826)	1	63.7185	11,044.54	132,534.48
CCMG	ADVANCE PLANNING MANAGER (826)	2	66.9754	11,609.07	139,308.78
CCMG	ADVANCE PLANNING MANAGER (826)	3	70.3978	12,202.28	146,427.32
CCMG	ADVANCE PLANNING MANAGER (826)	4	73.9951	12,825.82	153,909.86
CCMG	ADVANCE PLANNING MANAGER (826)	5	77.7754	13,481.07	161,772.78
CCMG	ASSISTANT CITY ATTORNEY (818)	1	81.5611	14,137.26	169,647.14
CCMG	ASSISTANT CITY ATTORNEY (818)	2	85.7305	14,859.95	178,319.44
CCMG	ASSISTANT CITY ATTORNEY (818)	3	90.1105	15,619.15	187,429.84
CCMG	ASSISTANT CITY ATTORNEY (818)	4	94.7143	16,417.14	197,005.64
CCMG	ASSISTANT CITY ATTORNEY (818)	5	99.5533	17,255.90	207,070.76
CCMG	ASST CHIEF FINANCIAL OFFICER (824)	1	66.9754	11,609.07	139,308.78
CCMG	ASST CHIEF FINANCIAL OFFICER (824)	2	70.3978	12,202.28	146,427.32
CCMG	ASST CHIEF FINANCIAL OFFICER (824)	3	73.9951	12,825.82	153,909.86
CCMG	ASST CHIEF FINANCIAL OFFICER (824)	4	77.7754	13,481.07	161,772.78
CCMG	ASST CHIEF FINANCIAL OFFICER (824)	5	81.7501	14,170.02	170,040.26
CCMG	ASST CHIEF TRANSPRTN OFFICER (821)	1	61.8406	10,719.04	128,628.50
CCMG	ASST CHIEF TRANSPRTN OFFICER (821)	2	65.0007	11,266.80	135,201.56
CCMG	ASST CHIEF TRANSPRTN OFFICER (821)	3	68.3217	11,842.44	142,109.24
CCMG	ASST CHIEF TRANSPRTN OFFICER (821)	4	71.8128	12,447.54	149,370.52
CCMG	ASST CHIEF TRANSPRTN OFFICER (821)	5	75.4823	13,083.59	157,003.08
CCMG	ASST ENVRN PROGAMS/OPS MGR (832)	1	51.1713	8,869.68	106,436.20
CCMG	ASST ENVRN PROGAMS/OPS MGR (832)	2	53.7871	9,323.10	111,877.22
CCMG	ASST ENVRN PROGAMS/OPS MGR (832)	3	56.5357	9,799.53	117,594.36
CCMG	ASST ENVRN PROGAMS/OPS MGR (832)	4	59.4243	10,300.20	123,602.44
CCMG	ASST ENVRN PROGAMS/OPS MGR (832)	5	62.4598	10,826.36	129,916.28
CCMG	ASST MAINT OPERATIONS MANAGER (823)	1	45.4026	7,869.79	94,437.46
CCMG	ASST MAINT OPERATIONS MANAGER (823)	2	47.7223	8,271.86	99,262.28
CCMG	ASST MAINT OPERATIONS MANAGER (823)	3	50.1607	8,694.53	104,334.36
CCMG	ASST MAINT OPERATIONS MANAGER (823)	4	52.7241	9,138.85	109,666.18

# Culver CITY

## Salary Schedule

Effective Date 01/01/2020

**Note:** For FIRE job titles, the printed hourly rates are for 40-hour employees. To determine the hourly rates for 56-hour employees, divide the annual rate by 2912. (Titles with two codes in parentheses indicate they are 40-hour & 56-hour positions. The first code is for 40-hr, the second one for 56-hr.)

Group	Title	Step	Hourly Rate	Monthly Rate	Annual Rate
CCMG	ASST MAINT OPERATIONS MANAGER (823)	5	55.4191	9,605.98	115,271.78
CCMG	BUDGET & FINANCIAL OPS MANAGER (804)	1	54.0895	9,375.51	112,506.16
CCMG	BUDGET & FINANCIAL OPS MANAGER (804)	2	56.8540	9,854.69	118,256.32
CCMG	BUDGET & FINANCIAL OPS MANAGER (804)	3	59.7582	10,358.10	124,297.16
CCMG	BUDGET & FINANCIAL OPS MANAGER (804)	4	62.8125	10,887.50	130,650.00
CCMG	BUDGET & FINANCIAL OPS MANAGER (804)	5	66.0218	11,443.77	137,325.24
CCMG	BUDGET MANAGEMENT ANALYST (709)	1	41.3005	7,158.75	85,905.04
CCMG	BUDGET MANAGEMENT ANALYST (709)	2	43.4115	7,524.66	90,295.92
CCMG	BUDGET MANAGEMENT ANALYST (709)	3	45.6298	7,909.16	94,909.88
CCMG	BUDGET MANAGEMENT ANALYST (709)	4	47.9612	8,313.28	99,759.40
CCMG	BUDGET MANAGEMENT ANALYST (709)	5	50.4114	8,737.97	104,855.66
CCMG	BUILDING MAINTENANCE SUPV (706)	1	38.7104	6,709.80	80,517.58
CCMG	BUILDING MAINTENANCE SUPV (706)	2	40.6886	7,052.70	84,632.34
CCMG	BUILDING MAINTENANCE SUPV (706)	3	42.7681	7,413.14	88,957.70
CCMG	BUILDING MAINTENANCE SUPV (706)	4	44.9537	7,791.98	93,503.80
CCMG	BUILDING MAINTENANCE SUPV (706)	5	47.2500	8,190.00	98,280.00
CCMG	BUILDING OFFICIAL (817)	1	65.6523	11,379.72	136,556.68
CCMG	BUILDING OFFICIAL (817)	2	69.0072	11,961.26	143,535.08
CCMG	BUILDING OFFICIAL (817)	3	72.5334	12,572.45	150,869.42
CCMG	BUILDING OFFICIAL (817)	4	76.2378	13,214.54	158,574.52
CCMG	BUILDING OFFICIAL (817)	5	80.1358	13,890.20	166,682.36
CCMG	CITY CLERK (828)	1	66.9754	11,609.07	139,308.78
CCMG	CITY CLERK (828)	2	70.3978	12,202.28	146,427.32
CCMG	CITY CLERK (828)	3	73.9951	12,825.82	153,909.86
CCMG	CITY CLERK (828)	4	77.7754	13,481.07	161,772.78
CCMG	CITY CLERK (828)	5	81.7501	14,170.02	170,040.26
CCMG	CLAIMS & SAFETY COORDINATOR (711)	1	41.9230	7,266.65	87,199.84
CCMG	CLAIMS & SAFETY COORDINATOR (711)	2	44.0655	7,638.02	91,656.24
CCMG	CLAIMS & SAFETY COORDINATOR (711)	3	46.3175	8,028.37	96,340.40
CCMG	CLAIMS & SAFETY COORDINATOR (711)	4	48.6837	8,438.52	101,262.20
CCMG	CLAIMS & SAFETY COORDINATOR (711)	5	51.1713	8,869.68	106,436.20
CCMG	COMMUNICATION SUPERVISOR (830)	1	41.9629	7,273.57	87,282.78
CCMG	COMMUNICATION SUPERVISOR (830)	2	44.1083	7,645.43	91,745.16
CCMG	COMMUNICATION SUPERVISOR (830)	3	46.3619	8,036.06	96,432.70
CCMG	COMMUNICATION SUPERVISOR (830)	4	48.7299	8,446.51	101,358.14
CCMG	COMMUNICATION SUPERVISOR (830)	5	51.2209	8,878.29	106,539.42
CCMG	CULTURAL AFFAIRS COORD (724)	1	45.4026	7,869.79	94,437.46
CCMG	CULTURAL AFFAIRS COORD (724)	2	47.7223	8,271.86	99,262.28
CCMG	CULTURAL AFFAIRS COORD (724)	3	50.1607	8,694.53	104,334.36
CCMG	CULTURAL AFFAIRS COORD (724)	4	52.7241	9,138.85	109,666.18
CCMG	CULTURAL AFFAIRS COORD (724)	5	55.4191	9,605.98	115,271.78



# Culver CITY

## Salary Schedule

Effective Date 01/01/2020

**Note:** For FIRE job titles, the printed hourly rates are for 40-hour employees. To determine the hourly rates for 56-hour employees, divide the annual rate by 2912. (Titles with two codes in parentheses indicate they are 40-hour & 56-hour positions. The first code is for 40-hr, the second one for 56-hr.)

Group	Title	Step	Hourly Rate	Monthly Rate	Annual Rate
CCMG	CURRENT PLANNING MANAGER (831)	1	63.7185	11,044.54	132,534.48
CCMG	CURRENT PLANNING MANAGER (831)	2	66.9754	11,609.07	139,308.78
CCMG	CURRENT PLANNING MANAGER (831)	3	70.3978	12,202.28	146,427.32
CCMG	CURRENT PLANNING MANAGER (831)	4	73.9951	12,825.82	153,909.86
CCMG	CURRENT PLANNING MANAGER (831)	5	77.7754	13,481.07	161,772.78
CCMG	DEP CMTY DEV DIR/ECON DEV MGR (819)	1	66.9754	11,609.07	139,308.78
CCMG	DEP CMTY DEV DIR/ECON DEV MGR (819)	2	70.3978	12,202.28	146,427.32
CCMG	DEP CMTY DEV DIR/ECON DEV MGR (819)	3	73.9951	12,825.82	153,909.86
CCMG	DEP CMTY DEV DIR/ECON DEV MGR (819)	4	77.7754	13,481.07	161,772.78
CCMG	DEP CMTY DEV DIR/ECON DEV MGR (819)	5	81.7501	14,170.02	170,040.26
CCMG	DEP CMTY DEV DIR/PLANNING MGR (816)	1	63.7185	11,044.54	132,534.48
CCMG	DEP CMTY DEV DIR/PLANNING MGR (816)	2	66.9754	11,609.07	139,308.78
CCMG	DEP CMTY DEV DIR/PLANNING MGR (816)	3	70.3978	12,202.28	146,427.32
CCMG	DEP CMTY DEV DIR/PLANNING MGR (816)	4	73.9951	12,825.82	153,909.86
CCMG	DEP CMTY DEV DIR/PLANNING MGR (816)	5	77.7754	13,481.07	161,772.78
CCMG	DEPUTY BUILDING OFFICIAL (835)	1	54.0895	9,375.51	112,506.16
CCMG	DEPUTY BUILDING OFFICIAL (835)	2	56.8540	9,854.69	118,256.32
CCMG	DEPUTY BUILDING OFFICIAL (835)	3	59.7582	10,358.10	124,297.16
CCMG	DEPUTY BUILDING OFFICIAL (835)	4	62.8125	10,887.50	130,650.00
CCMG	DEPUTY BUILDING OFFICIAL (835)	5	66.0218	11,443.77	137,325.24
CCMG	DEPUTY CITY ATTORNEY I (720)	1	57.3879	9,947.23	119,366.78
CCMG	DEPUTY CITY ATTORNEY I (720)	2	60.3206	10,455.58	125,466.90
CCMG	DEPUTY CITY ATTORNEY I (720)	3	63.4016	10,989.62	131,875.38
CCMG	DEPUTY CITY ATTORNEY I (720)	4	66.6409	11,551.09	138,613.02
CCMG	DEPUTY CITY ATTORNEY I (720)	5	70.0481	12,141.68	145,700.10
CCMG	DEPUTY CITY ATTORNEY II (721)	1	61.8406	10,719.04	128,628.50
CCMG	DEPUTY CITY ATTORNEY II (721)	2	65.0007	11,266.80	135,201.56
CCMG	DEPUTY CITY ATTORNEY II (721)	3	68.3217	11,842.44	142,109.24
CCMG	DEPUTY CITY ATTORNEY II (721)	4	71.8128	12,447.54	149,370.52
CCMG	DEPUTY CITY ATTORNEY II (721)	5	75.4823	13,083.59	157,003.08
CCMG	ECON DEV PROJECT MANAGER (718)	1	51.1713	8,869.68	106,436.20
CCMG	ECON DEV PROJECT MANAGER (718)	2	53.7871	9,323.10	111,877.22
CCMG	ECON DEV PROJECT MANAGER (718)	3	56.5357	9,799.53	117,594.36
CCMG	ECON DEV PROJECT MANAGER (718)	4	59.4243	10,300.20	123,602.44
CCMG	ECON DEV PROJECT MANAGER (718)	5	62.4598	10,826.36	129,916.28
CCMG	ECONOMIC DEV MANAGER (806)	1	51.1713	8,869.68	106,436.20
CCMG	ECONOMIC DEV MANAGER (806)	2	53.7871	9,323.10	111,877.22
CCMG	ECONOMIC DEV MANAGER (806)	3	56.5357	9,799.53	117,594.36
CCMG	ECONOMIC DEV MANAGER (806)	4	59.4243	10,300.20	123,602.44
CCMG	ECONOMIC DEV MANAGER (806)	5	62.4598	10,826.36	129,916.28

# Culver CITY

## Salary Schedule

### Effective Date 01/01/2020

**Note:** For FIRE job titles, the printed hourly rates are for 40-hour employees. To determine the hourly rates for 56-hour employees, divide the annual rate by 2912. (Titles with two codes in parentheses indicate they are 40-hour & 56-hour positions. The first code is for 40-hr, the second one for 56-hr.)

Group	Title	Step	Hourly Rate	Monthly Rate	Annual Rate
CCMG	EMERGENCY PREPAREDNESS COORD (712)	1	43.6234	7,561.39	90,736.62
CCMG	EMERGENCY PREPAREDNESS COORD (712)	2	45.8529	7,947.83	95,373.98
CCMG	EMERGENCY PREPAREDNESS COORD (712)	3	48.1950	8,353.80	100,245.60
CCMG	EMERGENCY PREPAREDNESS COORD (712)	4	50.6586	8,780.83	105,369.94
CCMG	EMERGENCY PREPAREDNESS COORD (712)	5	53.2470	9,229.48	110,753.76
CCMG	ENFORCMENT SERVICES MANAGER (800)	1	51.1713	8,869.68	106,436.20
CCMG	ENFORCMENT SERVICES MANAGER (800)	2	53.7871	9,323.10	111,877.22
CCMG	ENFORCMENT SERVICES MANAGER (800)	3	56.5357	9,799.53	117,594.36
CCMG	ENFORCMENT SERVICES MANAGER (800)	4	59.4243	10,300.20	123,602.44
CCMG	ENFORCMENT SERVICES MANAGER (800)	5	62.4598	10,826.36	129,916.28
CCMG	ENGINEERING SERVICES MANAGER (814)	1	61.5319	10,665.53	127,986.30
CCMG	ENGINEERING SERVICES MANAGER (814)	2	64.6767	11,210.64	134,527.64
CCMG	ENGINEERING SERVICES MANAGER (814)	3	67.9813	11,783.42	141,401.00
CCMG	ENGINEERING SERVICES MANAGER (814)	4	71.4563	12,385.75	148,629.00
CCMG	ENGINEERING SERVICES MANAGER (814)	5	75.1060	13,018.37	156,220.48
CCMG	ENVIRONMENTAL COORDINATOR (722)	1	42.7681	7,413.14	88,957.70
CCMG	ENVIRONMENTAL COORDINATOR (722)	2	44.9537	7,791.98	93,503.80
CCMG	ENVIRONMENTAL COORDINATOR (722)	3	47.2500	8,190.00	98,280.00
CCMG	ENVIRONMENTAL COORDINATOR (722)	4	49.6654	8,608.67	103,303.98
CCMG	ENVIRONMENTAL COORDINATOR (722)	5	52.2030	9,048.52	108,582.24
CCMG	ENVIRONMENTAL PROGS/OPS MANAGE (815)	1	61.5319	10,665.53	127,986.30
CCMG	ENVIRONMENTAL PROGS/OPS MANAGE (815)	2	64.6767	11,210.64	134,527.64
CCMG	ENVIRONMENTAL PROGS/OPS MANAGE (815)	3	67.9813	11,783.42	141,401.00
CCMG	ENVIRONMENTAL PROGS/OPS MANAGE (815)	4	71.4563	12,385.75	148,629.00
CCMG	ENVIRONMENTAL PROGS/OPS MANAGE (815)	5	75.1060	13,018.37	156,220.48
CCMG	FINANCE MANAGER (838)	1	63.7185	11,044.54	132,534.48
CCMG	FINANCE MANAGER (838)	2	66.9754	11,609.07	139,308.78
CCMG	FINANCE MANAGER (838)	3	70.3978	12,202.28	146,427.32
CCMG	FINANCE MANAGER (838)	4	73.9951	12,825.82	153,909.86
CCMG	FINANCE MANAGER (838)	5	77.7754	13,481.07	161,772.78
CCMG	FINANCIAL SYSTM/PURCHASING MGR (836)	1	54.0895	9,375.51	112,506.16
CCMG	FINANCIAL SYSTM/PURCHASING MGR (836)	2	56.8540	9,854.69	118,256.32
CCMG	FINANCIAL SYSTM/PURCHASING MGR (836)	3	59.7582	10,358.10	124,297.16
CCMG	FINANCIAL SYSTM/PURCHASING MGR (836)	4	62.8125	10,887.50	130,650.00
CCMG	FINANCIAL SYSTM/PURCHASING MGR (836)	5	66.0218	11,443.77	137,325.24
CCMG	FLEET SERVICES MANAGER (811)	1	55.4191	9,605.98	115,271.78
CCMG	FLEET SERVICES MANAGER (811)	2	58.2504	10,096.73	121,160.78
CCMG	FLEET SERVICES MANAGER (811)	3	61.2263	10,612.55	127,350.60
CCMG	FLEET SERVICES MANAGER (811)	4	64.3550	11,154.87	133,858.40

# Culver CITY

## Salary Schedule

Effective Date 01/01/2020

**Note:** For FIRE job titles, the printed hourly rates are for 40-hour employees. To determine the hourly rates for 56-hour employees, divide the annual rate by 2912. (Titles with two codes in parentheses indicate they are 40-hour & 56-hour positions. The first code is for 40-hr, the second one for 56-hr.)

Group	Title	Step	Hourly Rate	Monthly Rate	Annual Rate
CCMG	FLEET SERVICES MANAGER (811)	5	67.6446	11,725.07	140,700.82
CCMG	HOUSING PROGRAMS ADMINISTRATOR (809)	1	54.8711	9,511.00	114,131.94
CCMG	HOUSING PROGRAMS ADMINISTRATOR (809)	2	57.6745	9,996.91	119,962.96
CCMG	HOUSING PROGRAMS ADMINISTRATOR (809)	3	60.6213	10,507.68	126,092.20
CCMG	HOUSING PROGRAMS ADMINISTRATOR (809)	4	63.7185	11,044.54	132,534.48
CCMG	HOUSING PROGRAMS ADMINISTRATOR (809)	5	66.9754	11,609.07	139,308.78
CCMG	HOUSING PROGRAMS SUPERVISOR (827)	1	41.2666	7,152.88	85,834.58
CCMG	HOUSING PROGRAMS SUPERVISOR (827)	2	43.3297	7,510.49	90,125.88
CCMG	HOUSING PROGRAMS SUPERVISOR (827)	3	45.4964	7,886.04	94,632.46
CCMG	HOUSING PROGRAMS SUPERVISOR (827)	4	47.7712	8,280.35	99,364.20
CCMG	HOUSING PROGRAMS SUPERVISOR (827)	5	50.1598	8,694.36	104,332.28
CCMG	HUMAN RESOURCES ANALYST (702)	1	38.1358	6,610.20	79,322.36
CCMG	HUMAN RESOURCES ANALYST (702)	2	40.0848	6,948.02	83,376.28
CCMG	HUMAN RESOURCES ANALYST (702)	3	42.1328	7,303.01	87,636.12
CCMG	HUMAN RESOURCES ANALYST (702)	4	44.2857	7,676.20	92,114.36
CCMG	HUMAN RESOURCES ANALYST (702)	5	46.5482	8,068.36	96,820.36
CCMG	HUMAN RESOURCES EQUITY MGR (833)	1	49.1722	8,523.19	102,278.28
CCMG	HUMAN RESOURCES EQUITY MGR (833)	2	51.6854	8,958.80	107,505.58
CCMG	HUMAN RESOURCES EQUITY MGR (833)	3	54.3257	9,416.46	112,997.56
CCMG	HUMAN RESOURCES EQUITY MGR (833)	4	57.1022	9,897.72	118,772.68
CCMG	HUMAN RESOURCES EQUITY MGR (833)	5	60.0199	10,403.45	124,841.34
CCMG	LEGAL OPERATIONS MANAGER (715)	1	45.4026	7,869.79	94,437.46
CCMG	LEGAL OPERATIONS MANAGER (715)	2	47.7223	8,271.86	99,262.28
CCMG	LEGAL OPERATIONS MANAGER (715)	3	50.1607	8,694.53	104,334.36
CCMG	LEGAL OPERATIONS MANAGER (715)	4	52.7241	9,138.85	109,666.18
CCMG	LEGAL OPERATIONS MANAGER (715)	5	55.4191	9,605.98	115,271.78
CCMG	MAINTENANCE OPERATIONS MGR (813)	1	55.9739	9,702.14	116,425.66
CCMG	MAINTENANCE OPERATIONS MGR (813)	2	58.8343	10,197.94	122,375.24
CCMG	MAINTENANCE OPERATIONS MGR (813)	3	61.8406	10,719.04	128,628.50
CCMG	MAINTENANCE OPERATIONS MGR (813)	4	65.0007	11,266.80	135,201.56
CCMG	MAINTENANCE OPERATIONS MGR (813)	5	68.3217	11,842.44	142,109.24
CCMG	MANAGEMENT ANALYST (703)	1	38.1358	6,610.20	79,322.36
CCMG	MANAGEMENT ANALYST (703)	2	40.0848	6,948.02	83,376.28
CCMG	MANAGEMENT ANALYST (703)	3	42.1328	7,303.01	87,636.12
CCMG	MANAGEMENT ANALYST (703)	4	44.2857	7,676.20	92,114.36
CCMG	MANAGEMENT ANALYST (703)	5	46.5482	8,068.36	96,820.36
CCMG	MOBILITY & TRAFFIC ENGINEER (801)	1	66.9754	11,609.07	139,308.78
CCMG	MOBILITY & TRAFFIC ENGINEER (801)	2	70.3978	12,202.28	146,427.32

# Culver CITY

## Salary Schedule

### Effective Date 01/01/2020

**Note:** For FIRE job titles, the printed hourly rates are for 40-hour employees. To determine the hourly rates for 56-hour employees, divide the annual rate by 2912. (Titles with two codes in parentheses indicate they are 40-hour & 56-hour positions. The first code is for 40-hr, the second one for 56-hr.)

Group	Title	Step	Hourly Rate	Monthly Rate	Annual Rate
CCMG	MOBILITY & TRAFFIC ENGINEER (801)	3	73.9951	12,825.82	153,909.86
CCMG	MOBILITY & TRAFFIC ENGINEER (801)	4	77.7754	13,481.07	161,772.78
CCMG	MOBILITY & TRAFFIC ENGINEER (801)	5	81.7501	14,170.02	170,040.26
CCMG	PARK MAINTENANCE SUPERVISOR (700)	1	37.1963	6,447.35	77,368.20
CCMG	PARK MAINTENANCE SUPERVISOR (700)	2	39.0974	6,776.88	81,322.54
CCMG	PARK MAINTENANCE SUPERVISOR (700)	3	41.0954	7,123.20	85,478.38
CCMG	PARK MAINTENANCE SUPERVISOR (700)	4	43.1948	7,487.09	89,845.08
CCMG	PARK MAINTENANCE SUPERVISOR (700)	5	45.4026	7,869.79	94,437.46
CCMG	PARKS MANAGER (802)	1	50.1084	8,685.45	104,225.42
CCMG	PARKS MANAGER (802)	2	52.6688	9,129.25	109,551.00
CCMG	PARKS MANAGER (802)	3	55.3601	9,595.76	115,149.06
CCMG	PARKS MANAGER (802)	4	58.1900	10,086.27	121,035.20
CCMG	PARKS MANAGER (802)	5	61.1629	10,601.57	127,218.78
CCMG	PAYROLL ANALYST (726)	1	38.1358	6,610.20	79,322.36
CCMG	PAYROLL ANALYST (726)	2	40.0848	6,948.02	83,376.28
CCMG	PAYROLL ANALYST (726)	3	42.1328	7,303.01	87,636.12
CCMG	PAYROLL ANALYST (726)	4	44.2857	7,676.20	92,114.36
CCMG	PAYROLL ANALYST (726)	5	46.5482	8,068.36	96,820.36
CCMG	PROCURE & FINANCIAL SVCS MGR (820)	1	49.1722	8,523.19	102,278.28
CCMG	PROCURE & FINANCIAL SVCS MGR (820)	2	51.6854	8,958.80	107,505.58
CCMG	PROCURE & FINANCIAL SVCS MGR (820)	3	54.3257	9,416.46	112,997.56
CCMG	PROCURE & FINANCIAL SVCS MGR (820)	4	57.1022	9,897.72	118,772.68
CCMG	PROCURE & FINANCIAL SVCS MGR (820)	5	60.0199	10,403.45	124,841.34
CCMG	REC & COMM SVCS MGR (834)	1	55.1451	9,558.49	114,701.86
CCMG	REC & COMM SVCS MGR (834)	2	57.9625	10,046.83	120,562.00
CCMG	REC & COMM SVCS MGR (834)	3	60.9245	10,560.25	126,722.96
CCMG	REC & COMM SVCS MGR (834)	4	64.0379	11,099.90	133,198.78
CCMG	REC & COMM SVCS MGR (834)	5	67.3100	11,667.07	140,004.80
CCMG	REC & COMM SVCS SUPERVISOR (729)	1	37.3827	6,479.68	77,756.12
CCMG	REC & COMM SVCS SUPERVISOR (729)	2	39.2921	6,810.64	81,727.62
CCMG	REC & COMM SVCS SUPERVISOR (729)	3	41.3005	7,158.75	85,905.04
CCMG	REC & COMM SVCS SUPERVISOR (729)	4	43.4115	7,524.66	90,295.92
CCMG	REC & COMM SVCS SUPERVISOR (729)	5	45.6298	7,909.16	94,909.88
CCMG	RECREATION SUPERVISOR (701)	1	37.3827	6,479.68	77,756.12
CCMG	RECREATION SUPERVISOR (701)	2	39.2921	6,810.64	81,727.62
CCMG	RECREATION SUPERVISOR (701)	3	41.3005	7,158.75	85,905.04
CCMG	RECREATION SUPERVISOR (701)	4	43.4115	7,524.66	90,295.92
CCMG	RECREATION SUPERVISOR (701)	5	45.6298	7,909.16	94,909.88
CCMG	REVENUE & BUDGET SUPERVISOR (727)	1	45.4026	7,869.79	94,437.46
CCMG	REVENUE & BUDGET SUPERVISOR (727)	2	47.7223	8,271.86	99,262.28
CCMG	REVENUE & BUDGET SUPERVISOR (727)	3	50.1607	8,694.53	104,334.36

# Culver CITY

## Salary Schedule

### Effective Date 01/01/2020

**Note:** For FIRE job titles, the printed hourly rates are for 40-hour employees. To determine the hourly rates for 56-hour employees, divide the annual rate by 2912. (Titles with two codes in parentheses indicate they are 40-hour & 56-hour positions. The first code is for 40-hr, the second one for 56-hr.)

Group	Title	Step	Hourly Rate	Monthly Rate	Annual Rate
CCMG	REVENUE & BUDGET SUPERVISOR (727)	4	52.7241	9,138.85	109,666.18
CCMG	REVENUE & BUDGET SUPERVISOR (727)	5	55.4191	9,605.98	115,271.78
CCMG	REVENUE OPERATIONS MANAGER (805)	1	49.1722	8,523.19	102,278.28
CCMG	REVENUE OPERATIONS MANAGER (805)	2	51.6854	8,958.80	107,505.58
CCMG	REVENUE OPERATIONS MANAGER (805)	3	54.3257	9,416.46	112,997.56
CCMG	REVENUE OPERATIONS MANAGER (805)	4	57.1022	9,897.72	118,772.68
CCMG	REVENUE OPERATIONS MANAGER (805)	5	60.0199	10,403.45	124,841.34
CCMG	SAFETY & TRAINING COORDINATOR (728)	1	40.5159	7,022.75	84,273.02
CCMG	SAFETY & TRAINING COORDINATOR (728)	2	42.5863	7,381.62	88,579.40
CCMG	SAFETY & TRAINING COORDINATOR (728)	3	44.7624	7,758.81	93,105.74
CCMG	SAFETY & TRAINING COORDINATOR (728)	4	47.0503	8,155.38	97,864.52
CCMG	SAFETY & TRAINING COORDINATOR (728)	5	49.4537	8,571.98	102,863.80
CCMG	SENIOR ACCOUNTANT (707)	1	39.2921	6,810.64	81,727.62
CCMG	SENIOR ACCOUNTANT (707)	2	41.3005	7,158.75	85,905.04
CCMG	SENIOR ACCOUNTANT (707)	3	43.4115	7,524.66	90,295.92
CCMG	SENIOR ACCOUNTANT (707)	4	45.6298	7,909.16	94,909.88
CCMG	SENIOR ACCOUNTANT (707)	5	47.9612	8,313.28	99,759.40
CCMG	SPECIAL EVENTS COORDINATOR (708)	1	41.0954	7,123.20	85,478.38
CCMG	SPECIAL EVENTS COORDINATOR (708)	2	43.1948	7,487.09	89,845.08
CCMG	SPECIAL EVENTS COORDINATOR (708)	3	45.4026	7,869.79	94,437.46
CCMG	SPECIAL EVENTS COORDINATOR (708)	4	47.7223	8,271.86	99,262.28
CCMG	SPECIAL EVENTS COORDINATOR (708)	5	50.1607	8,694.53	104,334.36
CCMG	SR & SOCIAL SERVICES MANAGER (810)	1	55.1451	9,558.49	114,701.86
CCMG	SR & SOCIAL SERVICES MANAGER (810)	2	57.9625	10,046.83	120,562.00
CCMG	SR & SOCIAL SERVICES MANAGER (810)	3	60.9245	10,560.25	126,722.96
CCMG	SR & SOCIAL SERVICES MANAGER (810)	4	64.0379	11,099.90	133,198.78
CCMG	SR & SOCIAL SERVICES MANAGER (810)	5	67.3100	11,667.07	140,004.80
CCMG	SR BUILDING & SAFETY INSPECTOR (705)	1	38.3257	6,643.13	79,717.56
CCMG	SR BUILDING & SAFETY INSPECTOR (705)	2	40.2852	6,982.78	83,793.32
CCMG	SR BUILDING & SAFETY INSPECTOR (705)	3	42.3439	7,339.61	88,075.26
CCMG	SR BUILDING & SAFETY INSPECTOR (705)	4	44.5073	7,714.59	92,575.08
CCMG	SR BUILDING & SAFETY INSPECTOR (705)	5	46.7815	8,108.79	97,305.52
CCMG	SR CIVIL ENGINEER (719)	1	54.8711	9,511.00	114,131.94
CCMG	SR CIVIL ENGINEER (719)	2	57.6745	9,996.91	119,962.96
CCMG	SR CIVIL ENGINEER (719)	3	60.6213	10,507.68	126,092.20
CCMG	SR CIVIL ENGINEER (719)	4	63.7185	11,044.54	132,534.48
CCMG	SR CIVIL ENGINEER (719)	5	66.9754	11,609.07	139,308.78
CCMG	SR DEPUTY CITY ATTORNEY II (725)	1	69.8800	12,112.53	145,350.40
CCMG	SR DEPUTY CITY ATTORNEY II (725)	2	73.4509	12,731.49	152,777.82
CCMG	SR DEPUTY CITY ATTORNEY II (725)	3	77.2035	13,381.94	160,583.28
CCMG	SR DEPUTY CITY ATTORNEY II (725)	4	81.1485	14,065.74	168,788.88

# Culver CITY

## Salary Schedule

Effective Date 01/01/2020

**Note:** For FIRE job titles, the printed hourly rates are for 40-hour employees. To determine the hourly rates for 56-hour employees, divide the annual rate by 2912. (Titles with two codes in parentheses indicate they are 40-hour & 56-hour positions. The first code is for 40-hr, the second one for 56-hr.)

Group	Title	Step	Hourly Rate	Monthly Rate	Annual Rate
CCMG	SR DEPUTY CITY ATTORNEY II (725)	5	85.2950	14,784.47	177,413.60
CCMG	SR ENTERPRISE BUSINESS ANALYST (716)	1	46.5482	8,068.36	96,820.36
CCMG	SR ENTERPRISE BUSINESS ANALYST (716)	2	48.9275	8,480.77	101,769.20
CCMG	SR ENTERPRISE BUSINESS ANALYST (716)	3	51.4277	8,914.14	106,969.72
CCMG	SR ENTERPRISE BUSINESS ANALYST (716)	4	54.0552	9,369.58	112,434.92
CCMG	SR ENTERPRISE BUSINESS ANALYST (716)	5	56.8177	9,848.41	118,180.92
CCMG	SR MANAGEMENT ANALYST (713)	1	45.4026	7,869.79	94,437.46
CCMG	SR MANAGEMENT ANALYST (713)	2	47.7223	8,271.86	99,262.28
CCMG	SR MANAGEMENT ANALYST (713)	3	50.1607	8,694.53	104,334.36
CCMG	SR MANAGEMENT ANALYST (713)	4	52.7241	9,138.85	109,666.18
CCMG	SR MANAGEMENT ANALYST (713)	5	55.4191	9,605.98	115,271.78
CCMG	SR MANAGEMENT ANALYST/BUDGET (714)	1	45.4026	7,869.79	94,437.46
CCMG	SR MANAGEMENT ANALYST/BUDGET (714)	2	47.7223	8,271.86	99,262.28
CCMG	SR MANAGEMENT ANALYST/BUDGET (714)	3	50.1607	8,694.53	104,334.36
CCMG	SR MANAGEMENT ANALYST/BUDGET (714)	4	52.7241	9,138.85	109,666.18
CCMG	SR MANAGEMENT ANALYST/BUDGET (714)	5	55.4191	9,605.98	115,271.78
CCMG	SR MGMT ANALYST Y-RATE (795)	1	54.6547	9,473.49	113,681.88
CCMG	SR PLANNER (717)	1	49.1722	8,523.19	102,278.28
CCMG	SR PLANNER (717)	2	51.6854	8,958.80	107,505.58
CCMG	SR PLANNER (717)	3	54.3257	9,416.46	112,997.56
CCMG	SR PLANNER (717)	4	57.1022	9,897.72	118,772.68
CCMG	SR PLANNER (717)	5	60.0199	10,403.45	124,841.34
CCMG	SR SOLID WASTE & REC CRW SUPV (710)	1	45.4026	7,869.79	94,437.46
CCMG	SR SOLID WASTE & REC CRW SUPV (710)	2	47.7223	8,271.86	99,262.28
CCMG	SR SOLID WASTE & REC CRW SUPV (710)	3	50.1607	8,694.53	104,334.36
CCMG	SR SOLID WASTE & REC CRW SUPV (710)	4	52.7241	9,138.85	109,666.18
CCMG	SR SOLID WASTE & REC CRW SUPV (710)	5	55.4191	9,605.98	115,271.78
CCMG	SYSTEMS DEVELOPMENT MANAGER (807)	1	53.7871	9,323.10	111,877.22
CCMG	SYSTEMS DEVELOPMENT MANAGER (807)	2	56.5357	9,799.53	117,594.36
CCMG	SYSTEMS DEVELOPMENT MANAGER (807)	3	59.4243	10,300.20	123,602.44
CCMG	SYSTEMS DEVELOPMENT MANAGER (807)	4	62.4598	10,826.36	129,916.28
CCMG	SYSTEMS DEVELOPMENT MANAGER (807)	5	65.6523	11,379.72	136,556.68
CCMG	SYSTEMS SUPPORT MANAGER (825)	1	59.1658	10,255.40	123,064.76
CCMG	SYSTEMS SUPPORT MANAGER (825)	2	62.1892	10,779.47	129,353.64
CCMG	SYSTEMS SUPPORT MANAGER (825)	3	65.3667	11,330.24	135,962.84
CCMG	SYSTEMS SUPPORT MANAGER (825)	4	68.7058	11,909.00	142,907.96
CCMG	SYSTEMS SUPPORT MANAGER (825)	5	72.2175	12,517.70	150,212.40
CCMG	TECHNICAL SERVICES MANAGER (808)	1	59.1658	10,255.40	123,064.76
CCMG	TECHNICAL SERVICES MANAGER (808)	2	62.1892	10,779.47	129,353.64
CCMG	TECHNICAL SERVICES MANAGER (808)	3	65.3667	11,330.24	135,962.84

# Culver CITY

## Salary Schedule

Effective Date 01/01/2020

**Note:** For FIRE job titles, the printed hourly rates are for 40-hour employees. To determine the hourly rates for 56-hour employees, divide the annual rate by 2912. (Titles with two codes in parentheses indicate they are 40-hour & 56-hour positions. The first code is for 40-hr, the second one for 56-hr.)

Group	Title	Step	Hourly Rate	Monthly Rate	Annual Rate
CCMG	TECHNICAL SERVICES MANAGER (808)	4	68.7058	11,909.00	142,907.96
CCMG	TECHNICAL SERVICES MANAGER (808)	5	72.2175	12,517.70	150,212.40
CCMG	TRAFFIC ENGINEERING MGR (822)	1	47.4867	8,231.04	98,772.44
CCMG	TRAFFIC ENGINEERING MGR (822)	2	49.9135	8,651.67	103,820.08
CCMG	TRAFFIC ENGINEERING MGR (822)	3	52.4641	9,093.78	109,125.38
CCMG	TRAFFIC ENGINEERING MGR (822)	4	55.1451	9,558.49	114,701.86
CCMG	TRAFFIC ENGINEERING MGR (822)	5	57.9625	10,046.83	120,562.00
CCMG	TRANSIT OPERATIONS ANALYST (704)	1	38.1358	6,610.20	79,322.36
CCMG	TRANSIT OPERATIONS ANALYST (704)	2	40.0848	6,948.02	83,376.28
CCMG	TRANSIT OPERATIONS ANALYST (704)	3	42.1328	7,303.01	87,636.12
CCMG	TRANSIT OPERATIONS ANALYST (704)	4	44.2857	7,676.20	92,114.36
CCMG	TRANSIT OPERATIONS ANALYST (704)	5	46.5482	8,068.36	96,820.36
CCMG	TRANSIT OPERATIONS MANAGER (812)	1	55.4191	9,605.98	115,271.78
CCMG	TRANSIT OPERATIONS MANAGER (812)	2	58.2504	10,096.73	121,160.78
CCMG	TRANSIT OPERATIONS MANAGER (812)	3	61.2263	10,612.55	127,350.60
CCMG	TRANSIT OPERATIONS MANAGER (812)	4	64.3550	11,154.87	133,858.40
CCMG	TRANSIT OPERATIONS MANAGER (812)	5	67.6446	11,725.07	140,700.82
CCMG	TRANSIT PLANNING MANAGER (829)	1	55.4191	9,605.98	115,271.78
CCMG	TRANSIT PLANNING MANAGER (829)	2	58.2504	10,096.73	121,160.78
CCMG	TRANSIT PLANNING MANAGER (829)	3	61.2263	10,612.55	127,350.60
CCMG	TRANSIT PLANNING MANAGER (829)	4	64.3550	11,154.87	133,858.40
CCMG	TRANSIT PLANNING MANAGER (829)	5	67.6446	11,725.07	140,700.82
CCMG	TRFC ENG ANALYST (723)	1	42.1328	7,303.01	87,636.12
CCMG	TRFC ENG ANALYST (723)	2	44.2857	7,676.20	92,114.36
CCMG	TRFC ENG ANALYST (723)	3	46.5482	8,068.36	96,820.36
CCMG	TRFC ENG ANALYST (723)	4	48.9275	8,480.77	101,769.20
CCMG	TRFC ENG ANALYST (723)	5	51.4277	8,914.14	106,969.72

# Culver CITY

## Salary Schedule

Effective Date 01/01/2020

**Note:** For FIRE job titles, the printed hourly rates are for 40-hour employees. To determine the hourly rates for 56-hour employees, divide the annual rate by 2912. (Titles with two codes in parentheses indicate they are 40-hour & 56-hour positions. The first code is for 40-hr, the second one for 56-hr.)

Group	Title	Step	Hourly Rate	Monthly Rate	Annual Rate
CNCL	COUNCIL MEMBER (001)	1	27.9870	485.12	5,821.40



# Culver CITY

## Salary Schedule

Effective Date 01/01/2020

**Note:** For FIRE job titles, the printed hourly rates are for 40-hour employees. To determine the hourly rates for 56-hour employees, divide the annual rate by 2912. (Titles with two codes in parentheses indicate they are 40-hour & 56-hour positions. The first code is for 40-hr, the second one for 56-hr.)

Group	Title	Step	Hourly Rate	Monthly Rate	Annual Rate
EXEC	ADMIN SERVICES DIRECTOR (911)	1	84.1041	14,578.05	174,936.58
EXEC	ADMIN SERVICES DIRECTOR (911)	2	88.3997	15,322.62	183,871.48
EXEC	ADMIN SERVICES DIRECTOR (911)	3	92.9176	16,105.72	193,268.66
EXEC	ADMIN SERVICES DIRECTOR (911)	4	97.6647	16,928.56	203,142.68
EXEC	ADMIN SERVICES DIRECTOR (911)	5	102.6572	17,793.92	213,527.08
EXEC	ASSISTANT CITY MANAGER (908)	1	90.7558	15,731.00	188,771.96
EXEC	ASSISTANT CITY MANAGER (908)	2	95.3939	16,534.94	198,419.26
EXEC	ASSISTANT CITY MANAGER (908)	3	100.2676	17,379.72	208,556.66
EXEC	ASSISTANT CITY MANAGER (908)	4	105.3918	18,267.90	219,214.84
EXEC	ASSISTANT CITY MANAGER (908)	5	110.7769	19,201.33	230,415.90
EXEC	ASSTANT TO CITY MANAGER (900)	1	55.9739	9,702.14	116,425.66
EXEC	ASSTANT TO CITY MANAGER (900)	2	58.8343	10,197.94	122,375.24
EXEC	ASSTANT TO CITY MANAGER (900)	3	61.8406	10,719.04	128,628.50
EXEC	ASSTANT TO CITY MANAGER (900)	4	65.0007	11,266.80	135,201.56
EXEC	ASSTANT TO CITY MANAGER (900)	5	68.3217	11,842.44	142,109.24
EXEC	CHIEF FINANCIAL OFFICER (907)	1	87.2194	15,118.03	181,416.30
EXEC	CHIEF FINANCIAL OFFICER (907)	2	91.6769	15,890.66	190,687.90
EXEC	CHIEF FINANCIAL OFFICER (907)	3	96.3605	16,702.49	200,429.84
EXEC	CHIEF FINANCIAL OFFICER (907)	4	101.2854	17,556.13	210,673.58
EXEC	CHIEF FINANCIAL OFFICER (907)	5	106.4610	18,453.24	221,438.88
EXEC	CHIEF INFO OFFICER (905)	1	78.9444	13,683.69	164,204.30
EXEC	CHIEF INFO OFFICER (905)	2	82.9775	14,382.77	172,593.20
EXEC	CHIEF INFO OFFICER (905)	3	87.2194	15,118.03	181,416.30
EXEC	CHIEF INFO OFFICER (905)	4	91.6769	15,890.66	190,687.90
EXEC	CHIEF INFO OFFICER (905)	5	96.3605	16,702.49	200,429.84
EXEC	CHIEF TRANSPORTATION OFFICER (903)	1	78.8944	13,675.03	164,100.30
EXEC	CHIEF TRANSPORTATION OFFICER (903)	2	82.9253	14,373.71	172,484.52
EXEC	CHIEF TRANSPORTATION OFFICER (903)	3	87.1622	15,108.12	181,297.48
EXEC	CHIEF TRANSPORTATION OFFICER (903)	4	91.6160	15,880.11	190,561.28
EXEC	CHIEF TRANSPORTATION OFFICER (903)	5	96.2982	16,691.70	200,300.36
EXEC	CITY ATTORNEY (909)	1	104.2931	18,077.48	216,929.70
EXEC	CITY ATTORNEY (909)	2	109.6223	19,001.19	228,014.28
EXEC	CITY ATTORNEY (909)	3	115.2242	19,972.20	239,666.44
EXEC	CITY ATTORNEY (909)	4	121.1124	20,992.81	251,913.74
EXEC	CITY ATTORNEY (909)	5	127.3012	22,065.55	264,786.60
EXEC	CITY MANAGER (910)	1	113.0342	19,592.60	235,111.24
EXEC	CITY MANAGER (910)	2	118.8088	20,593.52	247,122.20
EXEC	CITY MANAGER (910)	3	124.8808	21,646.00	259,751.96
EXEC	CITY MANAGER (910)	4	131.2627	22,752.21	273,026.52
EXEC	CITY MANAGER (910)	5	137.9699	23,914.78	286,977.34
EXEC	COMMUNITY DEVOPMENT DIRECTOR (904)	1	78.1622	13,548.12	162,577.48

# Culver CITY

## Salary Schedule

Effective Date 01/01/2020

**Note:** For FIRE job titles, the printed hourly rates are for 40-hour employees. To determine the hourly rates for 56-hour employees, divide the annual rate by 2912. (Titles with two codes in parentheses indicate they are 40-hour & 56-hour positions. The first code is for 40-hr, the second one for 56-hr.)

Group	Title	Step	Hourly Rate	Monthly Rate	Annual Rate
EXEC	COMMUNITY DEVOPMENT DIRECTOR (904)	2	82.1555	14,240.29	170,883.44
EXEC	COMMUNITY DEVOPMENT DIRECTOR (904)	3	86.3563	14,968.42	179,621.00
EXEC	COMMUNITY DEVOPMENT DIRECTOR (904)	4	90.7689	15,733.27	188,799.26
EXEC	COMMUNITY DEVOPMENT DIRECTOR (904)	5	95.4075	16,537.30	198,447.60
EXEC	HUMAN RESOURCES DIRECTOR (902)	1	78.6019	13,624.33	163,491.90
EXEC	HUMAN RESOURCES DIRECTOR (902)	2	82.6164	14,320.17	171,842.06
EXEC	HUMAN RESOURCES DIRECTOR (902)	3	86.8389	15,052.07	180,624.86
EXEC	HUMAN RESOURCES DIRECTOR (902)	4	91.2753	15,821.04	189,852.52
EXEC	HUMAN RESOURCES DIRECTOR (902)	5	95.9414	16,629.84	199,558.06
EXEC	PRCS DIRECTOR (901)	1	73.2336	12,693.83	152,325.94
EXEC	PRCS DIRECTOR (901)	2	76.9748	13,342.29	160,107.48
EXEC	PRCS DIRECTOR (901)	3	80.9082	14,024.10	168,289.16
EXEC	PRCS DIRECTOR (901)	4	85.0444	14,741.03	176,892.30
EXEC	PRCS DIRECTOR (901)	5	89.3895	15,494.18	185,930.16
EXEC	PUBLIC WORKS DIRECTOR (906)	1	82.9775	14,382.77	172,593.20
EXEC	PUBLIC WORKS DIRECTOR (906)	2	87.2194	15,118.03	181,416.30
EXEC	PUBLIC WORKS DIRECTOR (906)	3	91.6769	15,890.66	190,687.90
EXEC	PUBLIC WORKS DIRECTOR (906)	4	96.3605	16,702.49	200,429.84
EXEC	PUBLIC WORKS DIRECTOR (906)	5	101.2854	17,556.13	210,673.58

# Culver CITY

## Salary Schedule

Effective Date 01/01/2020

**Note:** For FIRE job titles, the printed hourly rates are for 40-hour employees. To determine the hourly rates for 56-hour employees, divide the annual rate by 2912. (Titles with two codes in parentheses indicate they are 40-hour & 56-hour positions. The first code is for 40-hr, the second one for 56-hr.)

Group	Title	Step	Hourly Rate	Monthly Rate	Annual Rate
FIRE	FIRE CAPTAIN (504/505)	1	61.3924	10,641.34	127,696.07
FIRE	FIRE ENGINEER (502/503)	1	53.3846	9,253.33	111,040.00
FIRE	FIREFIGHTER (500/501)	0	31.9679	5,541.10	66,493.19
FIRE	FIREFIGHTER (500/501)	1	35.6659	6,182.08	74,184.99
FIRE	FIREFIGHTER (500/501)	2	36.5689	6,338.61	76,063.36
FIRE	FIREFIGHTER (500/501)	3	39.9430	6,923.45	83,081.34
FIRE	FIREFIGHTER (500/501)	4	42.1954	7,313.86	87,766.34
FIRE	FIREFIGHTER (500/501)	5	44.5811	7,727.40	92,728.76
FIRE	FIREFIGHTER (500/501)	6	46.4214	8,046.38	96,556.54

# Culver CITY

## Salary Schedule

Effective Date 01/01/2020

**Note:** For FIRE job titles, the printed hourly rates are for 40-hour employees. To determine the hourly rates for 56-hour employees, divide the annual rate by 2912. (Titles with two codes in parentheses indicate they are 40-hour & 56-hour positions. The first code is for 40-hr, the second one for 56-hr.)

Group	Title	Step	Hourly Rate	Monthly Rate	Annual Rate
FMGT	ASST FIRE CHIEF (509)	1	88.8750	15,404.99	184,859.89
FMGT	BATTALION CHIEF (506/507)	1	73.6020	12,757.68	153,092.14
FMGT	FIRE CHIEF (510)	1	103.2285	17,892.94	214,715.23
FMGT	FIRE MARSHAL (508)	1	84.6428	14,671.42	176,057.03

# Culver CITY

## Salary Schedule

Effective Date 01/01/2020

**Note:** For FIRE job titles, the printed hourly rates are for 40-hour employees. To determine the hourly rates for 56-hour employees, divide the annual rate by 2912. (Titles with two codes in parentheses indicate they are 40-hour & 56-hour positions. The first code is for 40-hr, the second one for 56-hr.)

Group	Title	Step	Hourly Rate	Monthly Rate	Annual Rate
NBNE	ADMIN INTERN (107)	1	15.6279	0.00	0.00
NBNE	ADMIN INTERN (107)	2	16.4093	0.00	0.00
NBNE	ADMIN INTERN (107)	3	17.2298	0.00	0.00
NBNE	AMBULANCE OPERATOR (116)	1	16.5375	0.00	0.00
NBNE	AMBULANCE OPERATOR (116)	2	17.3644	0.00	0.00
NBNE	AMBULANCE OPERATOR (116)	3	18.2326	0.00	0.00
NBNE	BUS OPERATOR TRAINEE (106)	1	19.1008	0.00	0.00
NBNE	CASHIER PLUNGE (101)	1	13.0059	0.00	0.00
NBNE	CASHIER PLUNGE (101)	2	13.6562	0.00	0.00
NBNE	CASHIER PLUNGE (101)	3	14.3390	0.00	0.00
NBNE	CONTRACT EMPLOYEE (199)	1	20.0000	0.00	0.00
NBNE	CONTRACT EMPLOYEE (199)	2	30.0000	0.00	0.00
NBNE	CONTRACT EMPLOYEE (199)	3	40.0000	0.00	0.00
NBNE	CONTRACT EMPLOYEE (199)	4	50.0000	0.00	0.00
NBNE	CONTRACT EMPLOYEE (199)	5	60.0000	0.00	0.00
NBNE	CONTRACT EMPLOYEE (199)	6	70.0000	0.00	0.00
NBNE	CONTRACT EMPLOYEE (199)	7	80.0000	0.00	0.00
NBNE	CONTRACT EMPLOYEE (199)	8	90.0000	0.00	0.00
NBNE	CONTRACT EMPLOYEE (199)	9	100.0000	0.00	0.00
NBNE	CONTRACT EMPLOYEE (199)	10	110.0000	0.00	0.00
NBNE	CONTRACT EMPLOYEE (199)	11	120.0000	0.00	0.00
NBNE	CONTRACT EMPLOYEE (199)	12	130.0000	0.00	0.00
NBNE	CROSSING GUARD (104)	1	15.2807	0.00	0.00
NBNE	GIS INTERN (111)	1	17.3644	0.00	0.00
NBNE	GIS INTERN (111)	2	18.2326	0.00	0.00
NBNE	GIS INTERN (111)	3	19.1442	0.00	0.00
NBNE	INSTRCTR/PPL/DISABILITIES (115)	1	23.8471	0.00	0.00
NBNE	LIFEGUARD (108)	1	16.8042	0.00	0.00
NBNE	LIFEGUARD (108)	2	17.5914	0.00	0.00
NBNE	LIFEGUARD (108)	3	18.4179	0.00	0.00
NBNE	LIFEGUARD SWIM INSTRUCTOR NB (110)	1	18.1934	0.00	0.00
NBNE	LIFEGUARD SWIM INSTRUCTOR NB (110)	2	19.0500	0.00	0.00
NBNE	LIFEGUARD SWIM INSTRUCTOR NB (110)	3	19.9495	0.00	0.00
NBNE	POOL MANAGER (113)	1	25.4203	0.00	0.00
NBNE	POOL MANAGER (113)	2	26.3405	0.00	0.00
NBNE	POOL MANAGER (113)	3	27.3068	0.00	0.00
NBNE	RECREATION LEADER I (103)	1	13.0059	0.00	0.00
NBNE	RECREATION LEADER I (103)	2	13.6562	0.00	0.00
NBNE	RECREATION LEADER I (103)	3	14.3390	0.00	0.00

# Culver CITY

## Salary Schedule

Effective Date 01/01/2020

**Note:** For FIRE job titles, the printed hourly rates are for 40-hour employees. To determine the hourly rates for 56-hour employees, divide the annual rate by 2912. (Titles with two codes in parentheses indicate they are 40-hour & 56-hour positions. The first code is for 40-hr, the second one for 56-hr.)

Group	Title	Step	Hourly Rate	Monthly Rate	Annual Rate
NBNE	RECREATION LEADER II (109)	1	15.8595	0.00	0.00
NBNE	RECREATION LEADER II (109)	2	16.6524	0.00	0.00
NBNE	RECREATION LEADER II (109)	3	17.4851	0.00	0.00
NBNE	RECREATION SPECIALIST (114)	1	20.0269	0.00	0.00
NBNE	RECREATION SPECIALIST (114)	2	21.0283	0.00	0.00
NBNE	RECREATION SPECIALIST (114)	3	22.0797	0.00	0.00
NBNE	SR RECREATION LEADER (112)	1	17.8274	0.00	0.00
NBNE	SR RECREATION LEADER (112)	2	18.7188	0.00	0.00
NBNE	SR RECREATION LEADER (112)	3	19.6547	0.00	0.00
NBNE	STUDENT WORKER I (100)	1	13.0000	0.00	0.00
NBNE	STUDENT WORKER I (100)	2	13.6500	0.00	0.00
NBNE	STUDENT WORKER I (100)	3	14.3325	0.00	0.00
NBNE	STUDENT WORKER II (102)	1	13.6500	0.00	0.00
NBNE	STUDENT WORKER II (102)	2	14.3325	0.00	0.00
NBNE	STUDENT WORKER II (102)	3	15.0491	0.00	0.00
NBNE	STUDENT WORKER III (105)	1	15.7437	0.00	0.00
NBNE	STUDENT WORKER III (105)	2	16.5309	0.00	0.00
NBNE	STUDENT WORKER III (105)	3	17.3574	0.00	0.00

# Culver CITY

## Salary Schedule

Effective Date 01/01/2020

**Note:** For FIRE job titles, the printed hourly rates are for 40-hour employees. To determine the hourly rates for 56-hour employees, divide the annual rate by 2912. (Titles with two codes in parentheses indicate they are 40-hour & 56-hour positions. The first code is for 40-hr, the second one for 56-hr.)

Group	Title	Step	Hourly Rate	Monthly Rate	Annual Rate
PMGT	ASSISTANT CHIEF (605)	1	99.6720	17,276.48	207,317.76
PMGT	POLICE CAPTAIN (604)	1	86.2932	14,957.50	179,489.96
PMGT	POLICE CHIEF (606)	1	114.6231	19,868.01	238,416.10
PMGT	POLICE LIEUTENANT (603)	1	68.8437	11,932.92	143,195.00

# Culver CITY

## Salary Schedule

Effective Date 01/01/2020

**Note:** For FIRE job titles, the printed hourly rates are for 40-hour employees. To determine the hourly rates for 56-hour employees, divide the annual rate by 2912. (Titles with two codes in parentheses indicate they are 40-hour & 56-hour positions. The first code is for 40-hr, the second one for 56-hr.)

Group	Title	Step	Hourly Rate	Monthly Rate	Annual Rate
POLC	POLICE OFFICER (601)	1	37.5331	6,505.74	78,068.90
POLC	POLICE OFFICER (601)	2	38.6765	6,703.93	80,447.12
POLC	POLICE OFFICER (601)	3	41.4248	7,180.29	86,163.48
POLC	POLICE OFFICER (601)	4	42.4689	7,361.27	88,335.26
POLC	POLICE OFFICER (601)	5	43.7509	7,583.49	91,001.82
POLC	POLICE OFFICER (601)	6	45.2052	7,835.58	94,026.92
POLC	POLICE OFFICER (601)	7	46.5850	8,074.73	96,896.80
POLC	POLICE OFFICER (601)	8	47.7614	8,278.64	99,343.66
POLC	POLICE OFFICER (601)	9	49.0713	8,505.68	102,068.20
POLC	POLICE SERGEANT (602)	1	56.5216	9,797.08	117,564.98



# Culver CITY

## Salary Schedule

Effective Date 01/01/2020

**Note:** For FIRE job titles, the printed hourly rates are for 40-hour employees. To determine the hourly rates for 56-hour employees, divide the annual rate by 2912. (Titles with two codes in parentheses indicate they are 40-hour & 56-hour positions. The first code is for 40-hr, the second one for 56-hr.)

Group	Title	Step	Hourly Rate	Monthly Rate	Annual Rate
POLR	POLICE RECRUIT (600)	1	37.5331	6,505.74	78,068.90




1                   3.     The City Manager and Chief Financial Officer are hereby authorized to  
2 adjust and pay salaries of the City employees in accordance with the Classification and  
3 Salary Plan adopted and approved by this Resolution, effective January 12, 2020.  
4

5                   APPROVED and ADOPTED this 10th day of February 2020.  
6


7  
8 

9 MEGHAN SAHLI-WELLS, Mayor  
10 City of Culver City, California

11  
12 ATTEST:

13   
14 JEREMY GREEN  
15 City Clerk

16 APPROVED AS TO FORM:

17   
18 CAROL A. SCHWAB  
19 City Attorney

20  
21  
22  
23  
24  
25  
26  
27  
28  
A20-00071

**Culver CITY**  
**Salary Schedule**  
**Effective Date 01/12/2020**

**Note:** For FIRE job titles, the printed hourly rates are for 40-hour employees. To determine the hourly rates for 56-hour employees, divide the annual rate by 2912. (Titles with two codes in parentheses indicate they are 40-hour & 56-hour positions. The first code is for 40-hr, the second one for 56-hr.)

Group	Title	Step	Hourly Rate	Monthly Rate	Annual Rate
FIRE	FIRE CAPTAIN (504/505)	1	62.7736	10,880.77	130,569.23
FIRE	FIRE ENGINEER (502/503)	1	54.5858	9,461.53	113,538.40
FIRE	FIREFIGHTER (500/501)	0	32.6871	5,665.77	67,989.29
FIRE	FIREFIGHTER (500/501)	1	36.4684	6,321.18	75,854.15
FIRE	FIREFIGHTER (500/501)	2	37.3918	6,481.23	77,774.79
FIRE	FIREFIGHTER (500/501)	3	40.8416	7,079.22	84,950.67
FIRE	FIREFIGHTER (500/501)	4	43.1448	7,478.42	89,741.08
FIRE	FIREFIGHTER (500/501)	5	45.5843	7,901.26	94,815.16
FIRE	FIREFIGHTER (500/501)	6	47.4659	8,227.42	98,729.06

# Culver CITY

## Salary Schedule

Effective Date 01/12/2020

**Note:** For FIRE job titles, the printed hourly rates are for 40-hour employees. To determine the hourly rates for 56-hour employees, divide the annual rate by 2912. (Titles with two codes in parentheses indicate they are 40-hour & 56-hour positions. The first code is for 40-hr, the second one for 56-hr.)

Group	Title	Step	Hourly Rate	Monthly Rate	Annual Rate
FMGT	ASST FIRE CHIEF (509)	1	90.8746	15,751.60	189,019.24
FMGT	BATTALION CHIEF (506/507)	1	75.2580	13,044.73	156,536.71
FMGT	FIRE CHIEF (510)	1	105.5511	18,295.53	219,546.32
FMGT	FIRE MARSHAL (508)	1	86.5473	15,001.53	180,018.31

1  
2  
3  
4  
5  
6  
7  
8  
9  
10  
11  
12  
13  
14  
15  
16  
17  
18  
19  
20  
21  
22  
23  
24  
25  
26  
27  
28


**RESOLUTION NO. 2020-R009**

A RESOLUTION OF THE CITY COUNCIL OF THE CITY OF  
CULVER CITY, CALIFORNIA, ADOPTING THE  
CLASSIFICATION AND SALARY PLAN FOR CITY  
EMPLOYEES EFFECTIVE DECEMBER 9, 2019.

NOW, THEREFORE, the City Council of the City of Culver City, DOES  
RESOLVE as follows:


1. The Classification and Salary Plan, attached hereto as Exhibit "A" and incorporated herein by this reference, is hereby adopted effective December 9, 2019.
2. The Classification and Salary Plan, attached hereto as Exhibit "A" shall supersede and replace all previously adopted salary plans for City employees.
3. The City Manager and Chief Financial Officer are hereby authorized to adjust and pay salaries of the City employees in accordance with the Classification and Salary Plan adopted and approved by this Resolution, effective December 9, 2019.

APPROVED and ADOPTED this 10th day of February 2020.



MEGHAN SAHLI-WELLS, Mayor  
City of Culver City, California

ATTEST:



JEREMY GREEN  
City Clerk

A20-00077

APPROVED AS TO FORM:



CARL L. A. SCHWAB  
City Attorney

# Culver CITY

## Salary Schedule

### Effective Date 12/09/2019

**Note:** For FIRE job titles, the printed hourly rates are for 40-hour employees. To determine the hourly rates for 56-hour employees, divide the annual rate by 2912. (Titles with two codes in parentheses indicate they are 40-hour & 56-hour positions. The first code is for 40-hr, the second one for 56-hr.)

Group	Title	Step	Hourly Rate	Monthly Rate	Annual Rate
CCEA	ACCOUNT CLERK (205)	1	21.7419	3,768.59	45,223.10
CCEA	ACCOUNT CLERK (205)	2	22.8539	3,961.34	47,536.06
CCEA	ACCOUNT CLERK (205)	3	24.0218	4,163.77	49,965.24
CCEA	ACCOUNT CLERK (205)	4	25.2503	4,376.71	52,520.52
CCEA	ACCOUNT CLERK (205)	5	26.5428	4,600.74	55,208.92
CCEA	ACCOUNT CLERK-REG PT (205R)	1	21.7419	3,768.59	45,223.10
CCEA	ACCOUNT CLERK-REG PT (205R)	2	22.8539	3,961.34	47,536.06
CCEA	ACCOUNT CLERK-REG PT (205R)	3	24.0218	4,163.77	49,965.24
CCEA	ACCOUNTANT (419)	1	32.1962	5,580.68	66,968.20
CCEA	ACCOUNTANT (419)	2	33.8408	5,865.73	70,388.76
CCEA	ACCOUNTANT (419)	3	35.5700	6,165.47	73,985.60
CCEA	ACCOUNTANT (419)	4	37.3881	6,480.61	77,767.30
CCEA	ACCOUNTANT (419)	5	39.2987	6,811.78	81,741.40
CCEA	ACCOUNTANT II (428)	1	35.2166	6,104.22	73,250.58
CCEA	ACCOUNTANT II (428)	2	37.0165	6,416.19	76,994.32
CCEA	ACCOUNTANT II (428)	3	38.9078	6,744.01	80,928.12
CCEA	ACCOUNTANT II (428)	4	40.8963	7,088.68	85,064.20
CCEA	ACCOUNTANT II (428)	5	42.9866	7,451.02	89,412.18
CCEA	ACCOUNTING TECHNICIAN (223)	1	26.4102	4,577.78	54,933.32
CCEA	ACCOUNTING TECHNICIAN (223)	2	27.7359	4,807.55	57,690.62
CCEA	ACCOUNTING TECHNICIAN (223)	3	29.1415	5,051.19	60,614.32
CCEA	ACCOUNTING TECHNICIAN (223)	4	30.6307	5,309.33	63,711.96
CCEA	ACCOUNTING TECHNICIAN (223)	5	32.1962	5,580.68	66,968.20
CCEA	ADMIN CLERK (207)	1	21.5258	3,731.13	44,773.56
CCEA	ADMIN CLERK (207)	2	22.6265	3,921.93	47,063.12
CCEA	ADMIN CLERK (207)	3	23.7828	4,122.34	49,468.12
CCEA	ADMIN CLERK (207)	4	24.9990	4,333.16	51,997.92
CCEA	ADMIN CLERK (207)	5	26.2788	4,554.98	54,659.80
CCEA	ADMIN CLERK-REG PT (207R)	1	21.5258	3,731.13	44,773.56
CCEA	ADMIN CLERK-REG PT (207R)	2	22.6265	3,921.93	47,063.12
CCEA	ADMIN CLERK-REG PT (207R)	3	23.7828	4,122.34	49,468.12
CCEA	ADMIN SECRETARY (222)	1	26.2788	4,554.98	54,659.80
CCEA	ADMIN SECRETARY (222)	2	27.5998	4,783.96	57,407.48
CCEA	ADMIN SECRETARY (222)	3	28.9965	5,026.06	60,312.72
CCEA	ADMIN SECRETARY (222)	4	30.4788	5,282.98	63,395.80
CCEA	ADMIN SECRETARY (222)	5	32.0351	5,552.76	66,633.06
CCEA	ANIMAL SERVICES OFFICER (307)	1	24.9990	4,333.16	51,997.92
CCEA	ANIMAL SERVICES OFFICER (307)	2	26.2788	4,554.98	54,659.80
CCEA	ANIMAL SERVICES OFFICER (307)	3	27.5998	4,783.96	57,407.48
CCEA	ANIMAL SERVICES OFFICER (307)	4	28.9965	5,026.06	60,312.72
CCEA	ANIMAL SERVICES OFFICER (307)	5	30.4788	5,282.98	63,395.80

# Culver CITY

## Salary Schedule

Effective Date 12/09/2019

Group	Title	Step	Hourly Rate	Monthly Rate	Annual Rate
CCEA	ASSISTANT ENGINEER (425)	1	34.8464	6,040.04	72,480.46
CCEA	ASSISTANT ENGINEER (425)	2	36.6269	6,348.66	76,183.90
CCEA	ASSISTANT ENGINEER (425)	3	38.4977	6,672.94	80,075.32
CCEA	ASSISTANT ENGINEER (425)	4	40.4656	7,014.04	84,168.50
CCEA	ASSISTANT ENGINEER (425)	5	42.5329	7,372.37	88,468.38
CCEA	ASSISTANT PLANNER (420)	1	32.5185	5,636.54	67,638.48
CCEA	ASSISTANT PLANNER (420)	2	34.1801	5,924.56	71,094.66
CCEA	ASSISTANT PLANNER (420)	3	35.9263	6,227.22	74,726.60
CCEA	ASSISTANT PLANNER (420)	4	37.7629	6,545.57	78,546.78
CCEA	ASSISTANT PLANNER (420)	5	39.6918	6,879.90	82,558.84
CCEA	ASSOC ANL Y-RATE (495)	1	37.2420	6,455.28	77,463.36
CCEA	ASSOCIATE ANALYST (415)	1	31.5598	5,470.36	65,644.28
CCEA	ASSOCIATE ANALYST (415)	2	33.1722	5,749.86	68,998.28
CCEA	ASSOCIATE ANALYST (415)	3	34.8681	6,043.81	72,525.70
CCEA	ASSOCIATE ANALYST (415)	4	36.6497	6,352.62	76,231.48
CCEA	ASSOCIATE ANALYST (415)	5	38.5217	6,677.10	80,125.24
CCEA	ASSOCIATE ENGINEER (439)	1	41.6954	7,227.20	86,726.38
CCEA	ASSOCIATE ENGINEER (439)	2	43.8254	7,596.40	91,156.78
CCEA	ASSOCIATE ENGINEER (439)	3	46.0653	7,984.64	95,815.72
CCEA	ASSOCIATE ENGINEER (439)	4	48.4183	8,392.50	100,709.96
CCEA	ASSOCIATE ENGINEER (439)	5	50.8937	8,821.58	105,859.00
CCEA	ASSOCIATE PLANNER (431)	1	37.3881	6,480.61	77,767.30
CCEA	ASSOCIATE PLANNER (431)	2	39.2987	6,811.78	81,741.40
CCEA	ASSOCIATE PLANNER (431)	3	41.3067	7,159.84	85,918.04
CCEA	ASSOCIATE PLANNER (431)	4	43.4173	7,525.66	90,307.88
CCEA	ASSOCIATE PLANNER (431)	5	45.6356	7,910.18	94,922.10
CCEA	AUDIO VISUAL OP/ANALYST-REG PT (455R)	1	39.2987	6,811.78	81,741.40
CCEA	AUDIO VISUAL OP/ANALYST-REG PT (455R)	2	41.3067	7,159.84	85,918.04
CCEA	AUDIO VISUAL OP/ANALYST-REG PT (455R)	3	43.4173	7,525.66	90,307.88
CCEA	AUTOMATED ENFORCEMENT TECH (219)	1	24.9990	4,333.16	51,997.92
CCEA	AUTOMATED ENFORCEMENT TECH (219)	2	26.2788	4,554.98	54,659.80
CCEA	AUTOMATED ENFORCEMENT TECH (219)	3	27.5998	4,783.96	57,407.48
CCEA	AUTOMATED ENFORCEMENT TECH (219)	4	28.9965	5,026.06	60,312.72
CCEA	AUTOMATED ENFORCEMENT TECH (219)	5	30.4788	5,282.98	63,395.80
CCEA	BICYCLE/PEDESTRIAN COORD (456)	1	41.6954	7,227.20	86,726.38
CCEA	BICYCLE/PEDESTRIAN COORD (456)	2	43.8254	7,596.40	91,156.78
CCEA	BICYCLE/PEDESTRIAN COORD (456)	3	46.0653	7,984.64	95,815.72
CCEA	BICYCLE/PEDESTRIAN COORD (456)	4	48.4183	8,392.50	100,709.96
CCEA	BICYCLE/PEDESTRIAN COORD (456)	5	50.8937	8,821.58	105,859.00
CCEA	BUILDING AND SAFETY INSPECTOR (327)	1	31.5598	5,470.36	65,644.28



# Culver CITY

## Salary Schedule Effective Date 12/09/2019

**Note:** For FIRE job titles, the printed hourly rates are for 40-hour employees. To determine the hourly rates for 56-hour employees, divide the annual rate by 2912. (Titles with two codes in parentheses indicate they are 40-hour & 56-hour positions. The first code is for 40-hr, the second one for 56-hr.)

Group	Title	Step	Hourly Rate	Monthly Rate	Annual Rate
CCEA	BUILDING AND SAFETY INSPECTOR (327)	2	33.1722	5,749.86	68,998.28
CCEA	BUILDING AND SAFETY INSPECTOR (327)	3	34.8681	6,043.81	72,525.70
CCEA	BUILDING AND SAFETY INSPECTOR (327)	4	36.6497	6,352.62	76,231.48
CCEA	BUILDING AND SAFETY INSPECTOR (327)	5	38.5217	6,677.10	80,125.24
CCEA	BUILDING ENGINEER (433)	1	38.9078	6,744.01	80,928.12
CCEA	BUILDING ENGINEER (433)	2	40.8963	7,088.68	85,064.20
CCEA	BUILDING ENGINEER (433)	3	42.9866	7,451.02	89,412.18
CCEA	BUILDING ENGINEER (433)	4	45.1830	7,831.72	93,980.64
CCEA	BUILDING ENGINEER (433)	5	47.4915	8,231.86	98,782.32
CCEA	BUS OPERATOR (305)	0	22.0699	3,825.45	45,905.34
CCEA	BUS OPERATOR (305)	1	24.3830	4,226.39	50,716.64
CCEA	BUS OPERATOR (305)	2	25.6308	4,442.66	53,311.96
CCEA	BUS OPERATOR (305)	3	26.9358	4,668.86	56,026.36
CCEA	BUS OPERATOR (305)	4	28.2833	4,902.43	58,829.16
CCEA	BUS OPERATOR (305)	5	29.7290	5,153.03	61,836.32
CCEA	BUS OPERATOR-REG PT (305R)	1	19.9741	3,462.18	41,546.18
CCEA	BUS OPERATOR-REG PT (305R)	2	20.9946	3,639.07	43,668.82
CCEA	BUS OPERATOR-REG PT (305R)	3	22.0699	3,825.45	45,905.34
CCEA	BUSINESS TAX INSPECTOR (224)	1	26.5428	4,600.74	55,208.92
CCEA	BUSINESS TAX INSPECTOR (224)	2	27.8718	4,831.10	57,973.24
CCEA	BUSINESS TAX INSPECTOR (224)	3	29.2866	5,076.35	60,916.18
CCEA	BUSINESS TAX INSPECTOR (224)	4	30.7836	5,335.83	64,029.94
CCEA	BUSINESS TAX INSPECTOR (224)	5	32.3563	5,608.42	67,301.00
CCEA	BUYER (434)	1	39.1033	6,777.90	81,334.76
CCEA	BUYER (434)	2	41.1011	7,124.20	85,490.34
CCEA	BUYER (434)	3	43.2015	7,488.26	89,859.12
CCEA	BUYER (434)	4	45.4093	7,870.94	94,451.24
CCEA	BUYER (434)	5	47.7291	8,273.05	99,276.58
CCEA	CEMENT FINISHER (314)	1	27.0663	4,691.48	56,297.80
CCEA	CEMENT FINISHER (314)	2	28.4239	4,926.81	59,121.66
CCEA	CEMENT FINISHER (314)	3	29.8764	5,178.57	62,142.86
CCEA	CEMENT FINISHER (314)	4	31.4032	5,443.23	65,318.76
CCEA	CEMENT FINISHER (314)	5	33.0077	5,721.34	68,656.12
CCEA	CITY CLERK SPECIALIST (452)	1	30.0250	5,204.33	62,452.00
CCEA	CITY CLERK SPECIALIST (452)	2	31.5598	5,470.36	65,644.28
CCEA	CITY CLERK SPECIALIST (452)	3	33.1722	5,749.86	68,998.28
CCEA	CITY CLERK SPECIALIST (452)	4	34.8681	6,043.81	72,525.70
CCEA	CITY CLERK SPECIALIST (452)	5	36.6497	6,352.62	76,231.48
CCEA	CLAIMS/SAFETY TECHNICIAN (402)	1	30.0250	5,204.33	62,452.00
CCEA	CLAIMS/SAFETY TECHNICIAN (402)	2	31.5598	5,470.36	65,644.28
CCEA	CLAIMS/SAFETY TECHNICIAN (402)	3	33.1722	5,749.86	68,998.28

# Culver CITY

## Salary Schedule Effective Date 12/09/2019

**Note:** For FIRE job titles, the printed hourly rates are for 40-hour employees. To determine the hourly rates for 56-hour employees, divide the annual rate by 2912. (Titles with two codes in parentheses indicate they are 40-hour & 56-hour positions. The first code is for 40-hr, the second one for 56-hr.)

Group	Title	Step	Hourly Rate	Monthly Rate	Annual Rate
CCEA	CLAIMS/SAFETY TECHNICIAN (402)	4	34.8681	6,043.81	72,525.70
CCEA	CLAIMS/SAFETY TECHNICIAN (402)	5	36.6497	6,352.62	76,231.48
CCEA	CLERK (200)	1	17.3644	3,009.83	36,117.90
CCEA	CLERK (200)	2	18.2519	3,163.66	37,963.90
CCEA	CLERK (200)	3	19.1854	3,325.47	39,905.58
CCEA	CLERK (200)	4	20.1672	3,495.66	41,947.88
CCEA	CLERK (200)	5	21.1971	3,674.17	44,090.02
CCEA	CLERK TYPIST (202)	1	18.5341	3,212.58	38,550.98
CCEA	CLERK TYPIST (202)	2	19.4826	3,376.99	40,523.86
CCEA	CLERK TYPIST (202)	3	20.4780	3,549.52	42,594.24
CCEA	CLERK TYPIST (202)	4	21.5258	3,731.13	44,773.56
CCEA	CLERK TYPIST (202)	5	22.6265	3,921.93	47,063.12
CCEA	CLERK TYPIST-REG PT (202R)	1	18.5341	3,212.58	38,550.98
CCEA	CLERK TYPIST-REG PT (202R)	2	19.4826	3,376.99	40,523.86
CCEA	CLERK TYPIST-REG PT (202R)	3	20.4780	3,549.52	42,594.24
CCEA	CLERK-REG PT (200R)	1	17.3644	3,009.83	36,117.90
CCEA	CLERK-REG PT (200R)	2	18.2519	3,163.66	37,963.90
CCEA	CLERK-REG PT (200R)	3	19.1854	3,325.47	39,905.58
CCEA	COACH CLEANER (231)	1	20.1738	3,496.78	41,961.40
CCEA	COACH CLEANER (231)	2	21.2058	3,675.66	44,107.96
CCEA	COACH CLEANER (231)	3	22.2905	3,863.69	46,364.24
CCEA	COACH CLEANER (231)	4	23.4297	4,061.16	48,733.88
CCEA	COACH CLEANER (231)	5	24.6274	4,268.75	51,224.94
CCEA	CODE ENFORCEMENT ANALYST (429)	1	36.2876	6,289.86	75,478.26
CCEA	CODE ENFORCEMENT ANALYST (429)	2	38.1412	6,611.15	79,333.80
CCEA	CODE ENFORCEMENT ANALYST (429)	3	40.0908	6,949.06	83,388.76
CCEA	CODE ENFORCEMENT ANALYST (429)	4	42.1388	7,304.05	87,648.60
CCEA	CODE ENFORCEMENT ANALYST (429)	5	44.2930	7,677.45	92,129.44
CCEA	CODE ENFORCEMENT OFFICER (228)	1	29.4293	5,101.07	61,212.84
CCEA	CODE ENFORCEMENT OFFICER (228)	2	30.9332	5,361.76	64,341.16
CCEA	CODE ENFORCEMENT OFFICER (228)	3	32.5138	5,635.72	67,628.60
CCEA	CODE ENFORCEMENT OFFICER (228)	4	34.1750	5,923.67	71,084.00
CCEA	CODE ENFORCEMENT OFFICER (228)	5	35.9209	6,226.29	74,715.42
CCEA	COMM SVCS OFFICER-REG PT (201R)	1	17.2838	2,995.85	35,950.20
CCEA	COMM SVCS OFFICER-REG PT (201R)	2	18.1672	3,148.99	37,787.88
CCEA	COMM SVCS OFFICER-REG PT (201R)	3	19.0963	3,310.02	39,720.20
CCEA	COMMUNICATION SUPERVISOR (453)	1	41.9629	7,273.57	87,282.78
CCEA	COMMUNICATION SUPERVISOR (453)	2	44.1083	7,645.43	91,745.16
CCEA	COMMUNICATION SUPERVISOR (453)	3	46.3619	8,036.06	96,432.70
CCEA	COMMUNICATION SUPERVISOR (453)	4	48.7299	8,446.51	101,358.14

## Salary Schedule Effective Date 12/09/2019

**Note:** For FIRE job titles, the printed hourly rates are for 40-hour employees. To determine the hourly rates for 56-hour employees, divide the annual rate by 2912. (Titles with two codes in parentheses indicate they are 40-hour & 56-hour positions. The first code is for 40-hr, the second one for 56-hr.)

Group	Title	Step	Hourly Rate	Monthly Rate	Annual Rate
CCEA	COMMUNICATION SUPERVISOR (453)	5	51.2209	8,878.29	106,539.42
CCEA	COMMUNICATIONS TECHNICIAN (333)	1	36.4895	6,324.85	75,898.16
CCEA	COMMUNICATIONS TECHNICIAN (333)	2	38.3550	6,648.20	79,778.40
CCEA	COMMUNICATIONS TECHNICIAN (333)	3	40.3147	6,987.89	83,854.68
CCEA	COMMUNICATIONS TECHNICIAN (333)	4	42.3738	7,344.78	88,137.40
CCEA	COMMUNICATIONS TECHNICIAN (333)	5	44.5398	7,720.22	92,642.68
CCEA	COMPUTER PROGRAMMER (422)	1	33.3378	5,778.54	69,342.52
CCEA	COMPUTER PROGRAMMER (422)	2	35.0418	6,073.90	72,886.84
CCEA	COMPUTER PROGRAMMER (422)	3	36.8326	6,384.32	76,611.86
CCEA	COMPUTER PROGRAMMER (422)	4	38.7148	6,710.56	80,526.68
CCEA	COMPUTER PROGRAMMER (422)	5	40.6930	7,053.45	84,641.44
CCEA	CUSTODIAN (203)	1	18.8141	3,261.12	39,133.38
CCEA	CUSTODIAN (203)	2	19.7752	3,427.71	41,132.52
CCEA	CUSTODIAN (203)	3	20.7866	3,603.02	43,236.18
CCEA	CUSTODIAN (203)	4	21.8503	3,787.38	45,448.52
CCEA	CUSTODIAN (203)	5	22.9670	3,980.95	47,771.36
CCEA	CUSTODIAN-REG PT (203R)	1	18.8141	3,261.12	39,133.38
CCEA	CUSTODIAN-REG PT (203R)	2	19.7752	3,427.71	41,132.52
CCEA	CUSTODIAN-REG PT (203R)	3	20.7866	3,603.02	43,236.18
CCEA	ELEC FLEET SVCS TECH (338)	1	31.4221	5,446.50	65,358.02
CCEA	ELEC FLEET SVCS TECH (338)	2	33.0274	5,724.75	68,696.94
CCEA	ELEC FLEET SVCS TECH (338)	3	34.7157	6,017.40	72,208.76
CCEA	ELEC FLEET SVCS TECH (338)	4	36.4895	6,324.85	75,898.16
CCEA	ELEC FLEET SVCS TECH (338)	5	38.3550	6,648.20	79,778.40
CCEA	ELECTRICAL MAINT CREWLEADER (337)	1	39.0618	6,770.70	81,248.44
CCEA	ELECTRICAL MAINT CREWLEADER (337)	2	41.0586	7,116.83	85,401.94
CCEA	ELECTRICAL MAINT CREWLEADER (337)	3	43.1562	7,480.42	89,765.00
CCEA	ELECTRICAL MAINT CREWLEADER (337)	4	45.3616	7,862.68	94,352.18
CCEA	ELECTRICAL MAINT CREWLEADER (337)	5	47.6798	8,264.49	99,173.88
CCEA	ENGINEERING DRAWING & DOC TECH (432)	1	37.3881	6,480.61	77,767.30
CCEA	ENGINEERING DRAWING & DOC TECH (432)	2	39.2987	6,811.78	81,741.40
CCEA	ENGINEERING DRAWING & DOC TECH (432)	3	41.3067	7,159.84	85,918.04
CCEA	ENGINEERING DRAWING & DOC TECH (432)	4	43.4173	7,525.66	90,307.88
CCEA	ENGINEERING DRAWING & DOC TECH (432)	5	45.6356	7,910.18	94,922.10
CCEA	ENGINEERING TECHNICIAN (406)	1	29.1415	5,051.19	60,614.32
CCEA	ENGINEERING TECHNICIAN (406)	2	30.6307	5,309.33	63,711.96
CCEA	ENGINEERING TECHNICIAN (406)	3	32.1962	5,580.68	66,968.20
CCEA	ENGINEERING TECHNICIAN (406)	4	33.8408	5,865.73	70,388.76
CCEA	ENGINEERING TECHNICIAN (406)	5	35.5700	6,165.47	73,985.60
CCEA	ENVIRONMENTAL COMPLIANCE INSP (451)	1	31.7174	5,497.68	65,972.14

## Salary Schedule Effective Date 12/09/2019

**Note:** For FIRE job titles, the printed hourly rates are for 40-hour employees. To determine the hourly rates for 56-hour employees, divide the annual rate by 2912. (Titles with two codes in parentheses indicate they are 40-hour & 56-hour positions. The first code is for 40-hr, the second one for 56-hr.)

Group	Title	Step	Hourly Rate	Monthly Rate	Annual Rate
CCEA	ENVIRONMENTAL COMPLIANCE INSP (451)	2	33.3378	5,778.54	69,342.52
CCEA	ENVIRONMENTAL COMPLIANCE INSP (451)	3	35.0418	6,073.90	72,886.84
CCEA	ENVIRONMENTAL COMPLIANCE INSP (451)	4	36.8326	6,384.32	76,611.86
CCEA	ENVIRONMENTAL COMPLIANCE INSP (451)	5	38.7148	6,710.56	80,526.68
CCEA	FACILITIES LEADWORKER (332)	1	33.1722	5,749.86	68,998.28
CCEA	FACILITIES LEADWORKER (332)	2	34.8681	6,043.81	72,525.70
CCEA	FACILITIES LEADWORKER (332)	3	36.6497	6,352.62	76,231.48
CCEA	FACILITIES LEADWORKER (332)	4	38.5217	6,677.10	80,125.24
CCEA	FACILITIES LEADWORKER (332)	5	40.4907	7,018.40	84,220.76
CCEA	FACILITIES MAINT CREW LEADER (322)	1	30.0250	5,204.33	62,452.00
CCEA	FACILITIES MAINT CREW LEADER (322)	2	31.5598	5,470.36	65,644.28
CCEA	FACILITIES MAINT CREW LEADER (322)	3	33.1722	5,749.86	68,998.28
CCEA	FACILITIES MAINT CREW LEADER (322)	4	34.8681	6,043.81	72,525.70
CCEA	FACILITIES MAINT CREW LEADER (322)	5	36.6497	6,352.62	76,231.48
CCEA	FACILITIES MAINTENANCE WORKER (303)	1	24.2618	4,205.37	50,464.44
CCEA	FACILITIES MAINTENANCE WORKER (303)	2	25.5027	4,420.48	53,045.72
CCEA	FACILITIES MAINTENANCE WORKER (303)	3	26.8079	4,646.70	55,760.38
CCEA	FACILITIES MAINTENANCE WORKER (303)	4	28.1451	4,878.49	58,541.86
CCEA	FACILITIES MAINTENANCE WORKER (303)	5	29.5804	5,127.27	61,527.18
CCEA	FIRE PREVENTION SPECIALIST (437)	1	40.3307	6,990.66	83,887.96
CCEA	FIRE PREVENTION SPECIALIST (437)	2	42.3923	7,347.99	88,175.88
CCEA	FIRE PREVENTION SPECIALIST (437)	3	44.5580	7,723.39	92,680.64
CCEA	FIRE PREVENTION SPECIALIST (437)	4	46.8357	8,118.20	97,418.36
CCEA	FIRE PREVENTION SPECIALIST (437)	5	49.2285	8,532.94	102,395.28
CCEA	FIRE PREVENTION SPECIALIST-REG PT (437R)	1	40.3307	6,990.66	83,887.96
CCEA	FIRE PREVENTION SPECIALIST-REG PT (437R)	2	42.3923	7,347.99	88,175.88
CCEA	FIRE PREVENTION SPECIALIST-REG PT (437R)	3	44.5580	7,723.39	92,680.64
CCEA	FLEET SERVICES ASSISTANT (210)	1	21.7419	3,768.59	45,223.10
CCEA	FLEET SERVICES ASSISTANT (210)	2	22.8539	3,961.34	47,536.06
CCEA	FLEET SERVICES ASSISTANT (210)	3	24.0218	4,163.77	49,965.24
CCEA	FLEET SERVICES ASSISTANT (210)	4	25.2503	4,376.71	52,520.52
CCEA	FLEET SERVICES ASSISTANT (210)	5	26.5428	4,600.74	55,208.92
CCEA	FLEET SERVICES ASSISTANT-REG PT (210R)	1	21.7419	3,768.59	45,223.10
CCEA	FLEET SERVICES ASSISTANT-REG PT (210R)	2	22.8539	3,961.34	47,536.06
CCEA	FLEET SERVICES ASSISTANT-REG PT (210R)	3	24.0218	4,163.77	49,965.24
CCEA	FLEET SERVICES SUPERVISOR (427)	1	35.7427	6,195.41	74,344.92
CCEA	FLEET SERVICES SUPERVISOR (427)	2	37.5693	6,512.00	78,144.04
CCEA	FLEET SERVICES SUPERVISOR (427)	3	39.4890	6,844.76	82,137.12
CCEA	FLEET SERVICES SUPERVISOR (427)	4	41.5070	7,194.55	86,334.56

## Salary Schedule Effective Date 12/09/2019

**Note:** For FIRE job titles, the printed hourly rates are for 40-hour employees. To determine the hourly rates for 56-hour employees, divide the annual rate by 2912. (Titles with two codes in parentheses indicate they are 40-hour & 56-hour positions. The first code is for 40-hr, the second one for 56-hr.)

Group	Title	Step	Hourly Rate	Monthly Rate	Annual Rate
CCEA	FLEET SERVICES SUPERVISOR (427)	5	43.6284	7,562.25	90,747.02
CCEA	FLEET SERVICES TECHNICIAN (309)	1	25.1234	4,354.72	52,256.62
CCEA	FLEET SERVICES TECHNICIAN (309)	2	26.4102	4,577.78	54,933.32
CCEA	FLEET SERVICES TECHNICIAN (309)	3	27.7359	4,807.55	57,690.62
CCEA	FLEET SERVICES TECHNICIAN (309)	4	29.1415	5,051.19	60,614.32
CCEA	FLEET SERVICES TECHNICIAN (309)	5	30.6307	5,309.33	63,711.96
CCEA	FORENSIC SPECIALIST (335)	1	35.3938	6,134.92	73,619.00
CCEA	FORENSIC SPECIALIST (335)	2	37.2018	6,448.30	77,379.64
CCEA	FORENSIC SPECIALIST (335)	3	39.1033	6,777.90	81,334.76
CCEA	FORENSIC SPECIALIST (335)	4	41.1011	7,124.20	85,490.34
CCEA	FORENSIC SPECIALIST (335)	5	43.2015	7,488.26	89,859.12
CCEA	GIS ANALYST (438)	1	41.3067	7,159.84	85,918.04
CCEA	GIS ANALYST (438)	2	43.4173	7,525.66	90,307.88
CCEA	GIS ANALYST (438)	3	45.6356	7,910.18	94,922.10
CCEA	GIS ANALYST (438)	4	47.9682	8,314.50	99,773.96
CCEA	GIS ANALYST (438)	5	50.4193	8,739.34	104,872.04
CCEA	GIS TECHNICIAN (424)	1	34.3516	5,954.28	71,451.38
CCEA	GIS TECHNICIAN (424)	2	36.1069	6,258.53	75,102.30
CCEA	GIS TECHNICIAN (424)	3	37.9514	6,578.24	78,938.86
CCEA	GIS TECHNICIAN (424)	4	39.8907	6,914.40	82,972.76
CCEA	GIS TECHNICIAN (424)	5	41.9295	7,267.78	87,213.36
CCEA	GRAPHIC SERVICES ASSISTANT (209)	1	21.6322	3,749.59	44,995.08
CCEA	GRAPHIC SERVICES ASSISTANT (209)	2	22.7395	3,941.51	47,298.16
CCEA	GRAPHIC SERVICES ASSISTANT (209)	3	23.9019	4,142.99	49,715.90
CCEA	GRAPHIC SERVICES ASSISTANT (209)	4	25.1234	4,354.72	52,256.62
CCEA	GRAPHIC SERVICES ASSISTANT (209)	5	26.4102	4,577.78	54,933.32
CCEA	GRAPHIC SERVICES SUPERVISOR (413)	1	30.7836	5,335.83	64,029.94
CCEA	GRAPHIC SERVICES SUPERVISOR (413)	2	32.3563	5,608.42	67,301.00
CCEA	GRAPHIC SERVICES SUPERVISOR (413)	3	34.0098	5,895.02	70,740.28
CCEA	GRAPHIC SERVICES SUPERVISOR (413)	4	35.7480	6,196.32	74,355.84
CCEA	GRAPHIC SERVICES SUPERVISOR (413)	5	37.5742	6,512.87	78,154.44
CCEA	HEAVY EQUIPMENT OPERATOR (313)	1	26.5428	4,600.74	55,208.92
CCEA	HEAVY EQUIPMENT OPERATOR (313)	2	27.8718	4,831.10	57,973.24
CCEA	HEAVY EQUIPMENT OPERATOR (313)	3	29.2866	5,076.35	60,916.18
CCEA	HEAVY EQUIPMENT OPERATOR (313)	4	30.7836	5,335.83	64,029.94
CCEA	HEAVY EQUIPMENT OPERATOR (313)	5	32.3563	5,608.42	67,301.00
CCEA	HEAVY EQUIPMENT OPERATOR-REG PT (313R)	1	26.5428	4,600.74	55,208.92
CCEA	HEAVY EQUIPMENT OPERATOR-REG PT (313R)	2	27.8718	4,831.10	57,973.24
CCEA	HEAVY EQUIPMENT OPERATOR-REG PT (313R)	3	29.2866	5,076.35	60,916.18

## Salary Schedule Effective Date 12/09/2019

**Note:** For FIRE job titles, the printed hourly rates are for 40-hour employees. To determine the hourly rates for 56-hour employees, divide the annual rate by 2912. (Titles with two codes in parentheses indicate they are 40-hour & 56-hour positions. The first code is for 40-hr, the second one for 56-hr.)

Group	Title	Step	Hourly Rate	Monthly Rate	Annual Rate
CCEA	HEAVY TRUCK DRIVER (312)	1	25.5027	4,420.48	53,045.72
CCEA	HEAVY TRUCK DRIVER (312)	2	26.8079	4,646.70	55,760.38
CCEA	HEAVY TRUCK DRIVER (312)	3	28.1451	4,878.49	58,541.86
CCEA	HEAVY TRUCK DRIVER (312)	4	29.5804	5,127.27	61,527.18
CCEA	HEAVY TRUCK DRIVER (312)	5	31.0922	5,389.32	64,671.88
CCEA	HEAVY TRUCK DRIVER-REG PT (312R)	1	25.5027	4,420.48	53,045.72
CCEA	HEAVY TRUCK DRIVER-REG PT (312R)	2	26.8079	4,646.70	55,760.38
CCEA	HEAVY TRUCK DRIVER-REG PT (312R)	3	28.1451	4,878.49	58,541.86
CCEA	HOUSING ASSISTANT (409)	1	29.2866	5,076.35	60,916.18
CCEA	HOUSING ASSISTANT (409)	2	30.7836	5,335.83	64,029.94
CCEA	HOUSING ASSISTANT (409)	3	32.3563	5,608.42	67,301.00
CCEA	HOUSING ASSISTANT (409)	4	34.0098	5,895.02	70,740.28
CCEA	HOUSING ASSISTANT (409)	5	35.7480	6,196.32	74,355.84
CCEA	HOUSING SPECIALIST (426)	1	34.8681	6,043.81	72,525.70
CCEA	HOUSING SPECIALIST (426)	2	36.6497	6,352.62	76,231.48
CCEA	HOUSING SPECIALIST (426)	3	38.5217	6,677.10	80,125.24
CCEA	HOUSING SPECIALIST (426)	4	40.4907	7,018.40	84,220.76
CCEA	HOUSING SPECIALIST (426)	5	42.5602	7,377.11	88,525.32
CCEA	HUMAN RESOURCES ASSOCIATE (410)	1	33.0274	5,724.75	68,696.94
CCEA	HUMAN RESOURCES ASSOCIATE (410)	2	34.7157	6,017.40	72,208.76
CCEA	HUMAN RESOURCES ASSOCIATE (410)	3	36.4895	6,324.85	75,898.16
CCEA	HUMAN RESOURCES ASSOCIATE (410)	4	38.3550	6,648.20	79,778.40
CCEA	HUMAN RESOURCES ASSOCIATE (410)	5	40.3147	6,987.89	83,854.68
CCEA	HUMAN RESOURCES TECHNICIAN (411)	1	30.0250	5,204.33	62,452.00
CCEA	HUMAN RESOURCES TECHNICIAN (411)	2	31.5598	5,470.36	65,644.28
CCEA	HUMAN RESOURCES TECHNICIAN (411)	3	33.1722	5,749.86	68,998.28
CCEA	HUMAN RESOURCES TECHNICIAN (411)	4	34.8681	6,043.81	72,525.70
CCEA	HUMAN RESOURCES TECHNICIAN (411)	5	36.6497	6,352.62	76,231.48
CCEA	HVAC MAINTENANCE WORKER (326)	1	31.0922	5,389.32	64,671.88
CCEA	HVAC MAINTENANCE WORKER (326)	2	32.6808	5,664.66	67,975.96
CCEA	HVAC MAINTENANCE WORKER (326)	3	34.3516	5,954.28	71,451.38
CCEA	HVAC MAINTENANCE WORKER (326)	4	36.1069	6,258.53	75,102.30
CCEA	HVAC MAINTENANCE WORKER (326)	5	37.9514	6,578.24	78,938.86
CCEA	HVAC TECHNICIAN (339)	1	32.6468	5,658.77	67,905.24
CCEA	HVAC TECHNICIAN (339)	2	34.3084	5,946.79	71,361.42
CCEA	HVAC TECHNICIAN (339)	3	36.0691	6,251.98	75,023.78
CCEA	HVAC TECHNICIAN (339)	4	37.9122	6,571.46	78,857.48
CCEA	HVAC TECHNICIAN (339)	5	39.8490	6,907.16	82,885.92
CCEA	INFORMATION SYSTEMS ANALYST (435)	1	39.2987	6,811.78	81,741.40
CCEA	INFORMATION SYSTEMS ANALYST (435)	2	41.3067	7,159.84	85,918.04
CCEA	INFORMATION SYSTEMS ANALYST (435)	3	43.4173	7,525.66	90,307.88

## Salary Schedule Effective Date 12/09/2019

**Note:** For FIRE job titles, the printed hourly rates are for 40-hour employees. To determine the hourly rates for 56-hour employees, divide the annual rate by 2912. (Titles with two codes in parentheses indicate they are 40-hour & 56-hour positions. The first code is for 40-hr, the second one for 56-hr.)

Group	Title	Step	Hourly Rate	Monthly Rate	Annual Rate
CCEA	INFORMATION SYSTEMS ANALYST (435)	4	45.6356	7,910.18	94,922.10
CCEA	INFORMATION SYSTEMS ANALYST (435)	5	47.9682	8,314.50	99,773.96
CCEA	INFORMATION TECHNOLOGY ANALYST (418)	1	31.8763	5,525.22	66,302.60
CCEA	INFORMATION TECHNOLOGY ANALYST (418)	2	33.5049	5,807.51	69,690.14
CCEA	INFORMATION TECHNOLOGY ANALYST (418)	3	35.2166	6,104.22	73,250.58
CCEA	INFORMATION TECHNOLOGY ANALYST (418)	4	37.0165	6,416.19	76,994.32
CCEA	INFORMATION TECHNOLOGY ANALYST (418)	5	38.9078	6,744.01	80,928.12
CCEA	IRRIGATION MAINTENANCE TECHNIC (304)	1	24.2618	4,205.37	50,464.44
CCEA	IRRIGATION MAINTENANCE TECHNIC (304)	2	25.5027	4,420.48	53,045.72
CCEA	IRRIGATION MAINTENANCE TECHNIC (304)	3	26.8079	4,646.70	55,760.38
CCEA	IRRIGATION MAINTENANCE TECHNIC (304)	4	28.1451	4,878.49	58,541.86
CCEA	IRRIGATION MAINTENANCE TECHNIC (304)	5	29.5804	5,127.27	61,527.18
CCEA	JAILER (218)	1	24.2618	4,205.37	50,464.44
CCEA	JAILER (218)	2	25.5027	4,420.48	53,045.72
CCEA	JAILER (218)	3	26.8079	4,646.70	55,760.38
CCEA	JAILER (218)	4	28.1451	4,878.49	58,541.86
CCEA	JAILER (218)	5	29.5804	5,127.27	61,527.18
CCEA	JAILER - Y-RATE (297)	1	30.8037	5,339.32	64,071.80
CCEA	LABORER (204)	1	20.1738	3,496.78	41,961.40
CCEA	LABORER (204)	2	21.2058	3,675.66	44,107.96
CCEA	LABORER (204)	3	22.2905	3,863.69	46,364.24
CCEA	LABORER (204)	4	23.4297	4,061.16	48,733.88
CCEA	LABORER (204)	5	24.6274	4,268.75	51,224.94
CCEA	LABORER-REG PT (204R)	1	20.1738	3,496.78	41,961.40
CCEA	LABORER-REG PT (204R)	2	21.2058	3,675.66	44,107.96
CCEA	LABORER-REG PT (204R)	3	22.2905	3,863.69	46,364.24
CCEA	LEGAL SECRETARY (412)	1	30.6307	5,309.33	63,711.96
CCEA	LEGAL SECRETARY (412)	2	32.1962	5,580.68	66,968.20
CCEA	LEGAL SECRETARY (412)	3	33.8408	5,865.73	70,388.76
CCEA	LEGAL SECRETARY (412)	4	35.5700	6,165.47	73,985.60
CCEA	LEGAL SECRETARY (412)	5	37.3881	6,480.61	77,767.30
CCEA	MAINTENANCE CARPENTER (319)	1	28.1451	4,878.49	58,541.86
CCEA	MAINTENANCE CARPENTER (319)	2	29.5804	5,127.27	61,527.18
CCEA	MAINTENANCE CARPENTER (319)	3	31.0922	5,389.32	64,671.88
CCEA	MAINTENANCE CARPENTER (319)	4	32.6808	5,664.66	67,975.96
CCEA	MAINTENANCE CARPENTER (319)	5	34.3516	5,954.28	71,451.38
CCEA	MAINTENANCE ELECTRICIAN (328)	1	31.5598	5,470.36	65,644.28
CCEA	MAINTENANCE ELECTRICIAN (328)	2	33.1722	5,749.86	68,998.28
CCEA	MAINTENANCE ELECTRICIAN (328)	3	34.8681	6,043.81	72,525.70
CCEA	MAINTENANCE ELECTRICIAN (328)	4	36.6497	6,352.62	76,231.48

# Culver CITY

## Salary Schedule Effective Date 12/09/2019

**Note:** For FIRE job titles, the printed hourly rates are for 40-hour employees. To determine the hourly rates for 56-hour employees, divide the annual rate by 2912. (Titles with two codes in parentheses indicate they are 40-hour & 56-hour positions. The first code is for 40-hr, the second one for 56-hr.)

Group	Title	Step	Hourly Rate	Monthly Rate	Annual Rate
CCEA	MAINTENANCE ELECTRICIAN (328)	5	38.5217	6,677.10	80,125.24
CCEA	MAINTENANCE PAINTER (317)	1	28.0080	4,854.72	58,256.64
CCEA	MAINTENANCE PAINTER (317)	2	29.4330	5,101.72	61,220.64
CCEA	MAINTENANCE PAINTER (317)	3	30.9380	5,362.59	64,351.04
CCEA	MAINTENANCE PAINTER (317)	4	32.5185	5,636.54	67,638.48
CCEA	MAINTENANCE PAINTER (317)	5	34.1801	5,924.56	71,094.66
CCEA	MAINTENANCE PLUMBER (329)	1	31.5598	5,470.36	65,644.28
CCEA	MAINTENANCE PLUMBER (329)	2	33.1722	5,749.86	68,998.28
CCEA	MAINTENANCE PLUMBER (329)	3	34.8681	6,043.81	72,525.70
CCEA	MAINTENANCE PLUMBER (329)	4	36.6497	6,352.62	76,231.48
CCEA	MAINTENANCE PLUMBER (329)	5	38.5217	6,677.10	80,125.24
CCEA	MAINTENANCE WORKER I (206)	1	21.0996	3,657.27	43,887.22
CCEA	MAINTENANCE WORKER I (206)	2	22.1796	3,844.47	46,133.62
CCEA	MAINTENANCE WORKER I (206)	3	23.3121	4,040.77	48,489.22
CCEA	MAINTENANCE WORKER I (206)	4	24.5041	4,247.38	50,968.58
CCEA	MAINTENANCE WORKER I (206)	5	25.7588	4,464.85	53,578.20
CCEA	MAINTENANCE WORKER I-REG PT (206R)	1	21.0996	3,657.27	43,887.22
CCEA	MAINTENANCE WORKER I-REG PT (206R)	2	22.1796	3,844.47	46,133.62
CCEA	MAINTENANCE WORKER I-REG PT (206R)	3	23.3121	4,040.77	48,489.22
CCEA	MAINTENANCE WORKER II (213)	1	22.4025	3,883.10	46,597.20
CCEA	MAINTENANCE WORKER II (213)	2	23.5463	4,081.35	48,976.20
CCEA	MAINTENANCE WORKER II (213)	3	24.7510	4,290.17	51,482.08
CCEA	MAINTENANCE WORKER II (213)	4	26.0181	4,509.81	54,117.70
CCEA	MAINTENANCE WORKER II (213)	5	27.3324	4,737.61	56,851.34
CCEA	MAINTENANCE WORKER II-REG PT (213R)	1	22.4025	3,883.10	46,597.20
CCEA	MAINTENANCE WORKER II-REG PT (213R)	2	23.5463	4,081.35	48,976.20
CCEA	MAINTENANCE WORKER II-REG PT (213R)	3	24.7510	4,290.17	51,482.08
CCEA	NETWORK ADMINISTRATOR (440)	1	43.2015	7,488.26	89,859.12
CCEA	NETWORK ADMINISTRATOR (440)	2	45.4093	7,870.94	94,451.24
CCEA	NETWORK ADMINISTRATOR (440)	3	47.7291	8,273.05	99,276.58
CCEA	NETWORK ADMINISTRATOR (440)	4	50.1681	8,695.81	104,349.70
CCEA	NETWORK ADMINISTRATOR (440)	5	52.7325	9,140.30	109,683.60
CCEA	OCCUPANCY SPECIALIST (232)	1	21.5258	3,731.13	44,773.56
CCEA	OCCUPANCY SPECIALIST (232)	2	22.6265	3,921.93	47,063.12
CCEA	OCCUPANCY SPECIALIST (232)	3	23.7828	4,122.34	49,468.12
CCEA	OCCUPANCY SPECIALIST (232)	4	24.9990	4,333.16	51,997.92
CCEA	OCCUPANCY SPECIALIST (232)	5	26.2788	4,554.98	54,659.80
CCEA	OFFICE AUTOMATION SPECIALIST (229)	1	29.1415	5,051.19	60,614.32
CCEA	OFFICE AUTOMATION SPECIALIST (229)	2	30.6307	5,309.33	63,711.96
CCEA	OFFICE AUTOMATION SPECIALIST (229)	3	32.1962	5,580.68	66,968.20



# Culver CITY

## Salary Schedule Effective Date 12/09/2019

**Note:** For FIRE job titles, the printed hourly rates are for 40-hour employees. To determine the hourly rates for 56-hour employees, divide the annual rate by 2912. (Titles with two codes in parentheses indicate they are 40-hour & 56-hour positions. The first code is for 40-hr, the second one for 56-hr.)

Group	Title	Step	Hourly Rate	Monthly Rate	Annual Rate
CCEA	OFFICE AUTOMATION SPECIALIST (229)	4	33.8408	5,865.73	70,388.76
CCEA	OFFICE AUTOMATION SPECIALIST (229)	5	35.5700	6,165.47	73,985.60
CCEA	PARK MAINTENANCE CREWLEADER (315)	1	27.3324	4,737.61	56,851.34
CCEA	PARK MAINTENANCE CREWLEADER (315)	2	28.7084	4,976.12	59,713.42
CCEA	PARK MAINTENANCE CREWLEADER (315)	3	30.1757	5,230.46	62,765.56
CCEA	PARK MAINTENANCE CREWLEADER (315)	4	31.7174	5,497.68	65,972.14
CCEA	PARK MAINTENANCE CREWLEADER (315)	5	33.3378	5,778.54	69,342.52
CCEA	PARK PATROL OFFICER (220)	1	24.9990	4,333.16	51,997.92
CCEA	PARK PATROL OFFICER (220)	2	26.2788	4,554.98	54,659.80
CCEA	PARK PATROL OFFICER (220)	3	27.5998	4,783.96	57,407.48
CCEA	PARK PATROL OFFICER (220)	4	28.9965	5,026.06	60,312.72
CCEA	PARK PATROL OFFICER (220)	5	30.4788	5,282.98	63,395.80
CCEA	PARKING ENFORCEMENT OFFICER (214)	1	22.9670	3,980.95	47,771.36
CCEA	PARKING ENFORCEMENT OFFICER (214)	2	24.1419	4,184.59	50,215.10
CCEA	PARKING ENFORCEMENT OFFICER (214)	3	25.3759	4,398.49	52,781.82
CCEA	PARKING ENFORCEMENT OFFICER (214)	4	26.6754	4,623.73	55,484.78
CCEA	PARKING ENFORCEMENT OFFICER (214)	5	28.0080	4,854.72	58,256.64
CCEA	PARKING METER TECHNICIAN (310)	1	26.3796	4,572.47	54,869.62
CCEA	PARKING METER TECHNICIAN (310)	2	27.7308	4,806.66	57,679.96
CCEA	PARKING METER TECHNICIAN (310)	3	29.1227	5,047.94	60,575.32
CCEA	PARKING METER TECHNICIAN (310)	4	30.5985	5,303.74	63,644.88
CCEA	PARKING METER TECHNICIAN (310)	5	32.1621	5,574.77	66,897.22
CCEA	PARKING SUPERVISOR (446)	1	31.5598	5,470.36	65,644.28
CCEA	PARKING SUPERVISOR (446)	2	33.1722	5,749.86	68,998.28
CCEA	PARKING SUPERVISOR (446)	3	34.8681	6,043.81	72,525.70
CCEA	PARKING SUPERVISOR (446)	4	36.6497	6,352.62	76,231.48
CCEA	PARKING SUPERVISOR (446)	5	38.5217	6,677.10	80,125.24
CCEA	PAYROLL TECHNICIAN (423)	1	33.0274	5,724.75	68,696.94
CCEA	PAYROLL TECHNICIAN (423)	2	34.7157	6,017.40	72,208.76
CCEA	PAYROLL TECHNICIAN (423)	3	36.4895	6,324.85	75,898.16
CCEA	PAYROLL TECHNICIAN (423)	4	38.3550	6,648.20	79,778.40
CCEA	PAYROLL TECHNICIAN (423)	5	40.3147	6,987.89	83,854.68
CCEA	PERMIT TECHNICIAN (215)	1	23.5463	4,081.35	48,976.20
CCEA	PERMIT TECHNICIAN (215)	2	24.7510	4,290.17	51,482.08
CCEA	PERMIT TECHNICIAN (215)	3	26.0181	4,509.81	54,117.70
CCEA	PERMIT TECHNICIAN (215)	4	27.3324	4,737.61	56,851.34
CCEA	PERMIT TECHNICIAN (215)	5	28.7084	4,976.12	59,713.42
CCEA	PERMIT TECHNICIAN II (230)	1	27.0782	4,693.56	56,322.76
CCEA	PERMIT TECHNICIAN II (230)	2	28.4636	4,933.70	59,204.34
CCEA	PERMIT TECHNICIAN II (230)	3	29.9209	5,186.29	62,235.42
CCEA	PERMIT TECHNICIAN II (230)	4	31.4322	5,448.26	65,379.08

## Salary Schedule Effective Date 12/09/2019

**Note:** For FIRE job titles, the printed hourly rates are for 40-hour employees. To determine the hourly rates for 56-hour employees, divide the annual rate by 2912. (Titles with two codes in parentheses indicate they are 40-hour & 56-hour positions. The first code is for 40-hr, the second one for 56-hr.)

Group	Title	Step	Hourly Rate	Monthly Rate	Annual Rate
CCEA	PERMIT TECHNICIAN II (230)	5	33.0146	5,722.54	68,670.42
CCEA	PERMIT TECHNICIAN-REG PT (215R)	1	23.5463	4,081.35	48,976.20
CCEA	PERMIT TECHNICIAN-REG PT (215R)	2	24.7510	4,290.17	51,482.08
CCEA	PERMIT TECHNICIAN-REG PT (215R)	3	26.0181	4,509.81	54,117.70
CCEA	PLAN CHECK ENGINEER (436)	1	40.4656	7,014.04	84,168.50
CCEA	PLAN CHECK ENGINEER (436)	2	42.5329	7,372.37	88,468.38
CCEA	PLAN CHECK ENGINEER (436)	3	44.7065	7,749.13	92,989.52
CCEA	PLAN CHECK ENGINEER (436)	4	46.9910	8,145.11	97,741.28
CCEA	PLAN CHECK ENGINEER (436)	5	49.3931	8,561.48	102,737.70
CCEA	PLANNING TECHNICIAN (400)	1	24.9990	4,333.16	51,997.92
CCEA	PLANNING TECHNICIAN (400)	2	26.2788	4,554.98	54,659.80
CCEA	PLANNING TECHNICIAN (400)	3	27.5998	4,783.96	57,407.48
CCEA	PLANNING TECHNICIAN (400)	4	28.9965	5,026.06	60,312.72
CCEA	PLANNING TECHNICIAN (400)	5	30.4788	5,282.98	63,395.80
CCEA	PLANNING TECHNICIAN II (449)	1	31.5598	5,470.36	65,644.28
CCEA	PLANNING TECHNICIAN II (449)	2	33.1722	5,749.86	68,998.28
CCEA	PLANNING TECHNICIAN II (449)	3	34.8681	6,043.81	72,525.70
CCEA	PLANNING TECHNICIAN II (449)	4	36.6497	6,352.62	76,231.48
CCEA	PLANNING TECHNICIAN II (449)	5	38.5217	6,677.10	80,125.24
CCEA	POLICE RCRDS/PROPERTY SPRVSR (447)	1	31.5598	5,470.36	65,644.28
CCEA	POLICE RCRDS/PROPERTY SPRVSR (447)	2	33.1722	5,749.86	68,998.28
CCEA	POLICE RCRDS/PROPERTY SPRVSR (447)	3	34.8681	6,043.81	72,525.70
CCEA	POLICE RCRDS/PROPERTY SPRVSR (447)	4	36.6497	6,352.62	76,231.48
CCEA	POLICE RCRDS/PROPERTY SPRVSR (447)	5	38.5217	6,677.10	80,125.24
CCEA	POLICE RECORDS TECH-Y-RATE (296)	1	30.8037	5,339.32	64,071.80
CCEA	POLICE RECORDS TECHNICIAN (208)	1	21.5258	3,731.13	44,773.56
CCEA	POLICE RECORDS TECHNICIAN (208)	2	22.6265	3,921.93	47,063.12
CCEA	POLICE RECORDS TECHNICIAN (208)	3	23.7828	4,122.34	49,468.12
CCEA	POLICE RECORDS TECHNICIAN (208)	4	24.9990	4,333.16	51,997.92
CCEA	POLICE RECORDS TECHNICIAN (208)	5	26.2788	4,554.98	54,659.80
CCEA	POOL MAINTENANCE TECHNICIAN (330)	1	31.5598	5,470.36	65,644.28
CCEA	POOL MAINTENANCE TECHNICIAN (330)	2	33.1722	5,749.86	68,998.28
CCEA	POOL MAINTENANCE TECHNICIAN (330)	3	34.8681	6,043.81	72,525.70
CCEA	POOL MAINTENANCE TECHNICIAN (330)	4	36.6497	6,352.62	76,231.48
CCEA	POOL MAINTENANCE TECHNICIAN (330)	5	38.5217	6,677.10	80,125.24
CCEA	PROPERTY INSPECTOR (443)	1	34.5231	5,984.01	71,808.10
CCEA	PROPERTY INSPECTOR (443)	2	36.2876	6,289.86	75,478.26
CCEA	PROPERTY INSPECTOR (443)	3	38.1412	6,611.15	79,333.80
CCEA	PROPERTY INSPECTOR (443)	4	40.0908	6,949.06	83,388.76
CCEA	PROPERTY INSPECTOR (443)	5	42.1388	7,304.05	87,648.60

## Salary Schedule Effective Date 12/09/2019

**Note:** For FIRE job titles, the printed hourly rates are for 40-hour employees. To determine the hourly rates for 56-hour employees, divide the annual rate by 2912. (Titles with two codes in parentheses indicate they are 40-hour & 56-hour positions. The first code is for 40-hr, the second one for 56-hr.)

Group	Title	Step	Hourly Rate	Monthly Rate	Annual Rate
CCEA	PROPERTY TECHNICIAN (221)	1	25.2503	4,376.71	52,520.52
CCEA	PROPERTY TECHNICIAN (221)	2	26.5428	4,600.74	55,208.92
CCEA	PROPERTY TECHNICIAN (221)	3	27.8718	4,831.10	57,973.24
CCEA	PROPERTY TECHNICIAN (221)	4	29.2866	5,076.35	60,916.18
CCEA	PROPERTY TECHNICIAN (221)	5	30.7836	5,335.83	64,029.94
CCEA	PUBLIC WORKS INSPECTOR (417)	1	31.7174	5,497.68	65,972.14
CCEA	PUBLIC WORKS INSPECTOR (417)	2	33.3378	5,778.54	69,342.52
CCEA	PUBLIC WORKS INSPECTOR (417)	3	35.0418	6,073.90	72,886.84
CCEA	PUBLIC WORKS INSPECTOR (417)	4	36.8326	6,384.32	76,611.86
CCEA	PUBLIC WORKS INSPECTOR (417)	5	38.7148	6,710.56	80,526.68
CCEA	REC & COMMUNITY SVCS COORDINAT (454)	1	29.2866	5,076.35	60,916.18
CCEA	REC & COMMUNITY SVCS COORDINAT (454)	2	30.7836	5,335.83	64,029.94
CCEA	REC & COMMUNITY SVCS COORDINAT (454)	3	32.3563	5,608.42	67,301.00
CCEA	REC & COMMUNITY SVCS COORDINAT (454)	4	34.0098	5,895.02	70,740.28
CCEA	REC & COMMUNITY SVCS COORDINAT (454)	5	35.7480	6,196.32	74,355.84
CCEA	REC & COMMUNITY SVCS COORDINAT-REG PT (454R)	1	29.2866	5,076.35	60,916.18
CCEA	REC & COMMUNITY SVCS COORDINAT-REG PT (454R)	2	30.7836	5,335.83	64,029.94
CCEA	REC & COMMUNITY SVCS COORDINAT-REG PT (454R)	3	32.3563	5,608.42	67,301.00
CCEA	RECORDS MGMT COORDINATOR (450)	1	30.0250	5,204.33	62,452.00
CCEA	RECORDS MGMT COORDINATOR (450)	2	31.5598	5,470.36	65,644.28
CCEA	RECORDS MGMT COORDINATOR (450)	3	33.1722	5,749.86	68,998.28
CCEA	RECORDS MGMT COORDINATOR (450)	4	34.8681	6,043.81	72,525.70
CCEA	RECORDS MGMT COORDINATOR (450)	5	36.6497	6,352.62	76,231.48
CCEA	RECREATION COORDINATOR (227)	1	28.5654	4,951.33	59,415.98
CCEA	RECREATION COORDINATOR (227)	2	30.0250	5,204.33	62,452.00
CCEA	RECREATION COORDINATOR (227)	3	31.5598	5,470.36	65,644.28
CCEA	RECREATION COORDINATOR (227)	4	33.1722	5,749.86	68,998.28
CCEA	RECREATION COORDINATOR (227)	5	34.8681	6,043.81	72,525.70
CCEA	RECREATION COORDINATOR-REG PT (227R)	1	28.5654	4,951.33	59,415.98
CCEA	RECREATION COORDINATOR-REG PT (227R)	2	30.0250	5,204.33	62,452.00
CCEA	RECREATION COORDINATOR-REG PT (227R)	3	31.5598	5,470.36	65,644.28
CCEA	SAFETY OFFICER (444)	1	34.6944	6,013.69	72,164.30
CCEA	SAFETY OFFICER (444)	2	36.4669	6,320.93	75,851.10
CCEA	SAFETY OFFICER (444)	3	38.3307	6,644.00	79,727.96
CCEA	SAFETY OFFICER (444)	4	40.2896	6,983.54	83,802.42
CCEA	SAFETY OFFICER (444)	5	42.3478	7,340.28	88,083.32
CCEA	SAFETY SERVICES COMM OPER (225)	1	27.1987	4,714.45	56,573.40
CCEA	SAFETY SERVICES COMM OPER (225)	2	28.5654	4,951.33	59,415.98
CCEA	SAFETY SERVICES COMM OPER (225)	3	30.0250	5,204.33	62,452.00

# Culver CITY

## Salary Schedule Effective Date 12/09/2019

**Note:** For FIRE job titles, the printed hourly rates are for 40-hour employees. To determine the hourly rates for 56-hour employees, divide the annual rate by 2912. (Titles with two codes in parentheses indicate they are 40-hour & 56-hour positions. The first code is for 40-hr, the second one for 56-hr.)

Group	Title	Step	Hourly Rate	Monthly Rate	Annual Rate
CCEA	SAFETY SERVICES COMM OPER (225)	4	31.5598	5,470.36	65,644.28
CCEA	SAFETY SERVICES COMM OPER (225)	5	33.1722	5,749.86	68,998.28
CCEA	SANITATION COLLECTOR (301)	1	21.7419	3,768.59	45,223.10
CCEA	SANITATION COLLECTOR (301)	2	22.8539	3,961.34	47,536.06
CCEA	SANITATION COLLECTOR (301)	3	24.0218	4,163.77	49,965.24
CCEA	SANITATION COLLECTOR (301)	4	25.2503	4,376.71	52,520.52
CCEA	SANITATION COLLECTOR (301)	5	26.5428	4,600.74	55,208.92
CCEA	SANITATION DISPATCH (226)	1	27.8718	4,831.10	57,973.24
CCEA	SANITATION DISPATCH (226)	2	29.2866	5,076.35	60,916.18
CCEA	SANITATION DISPATCH (226)	3	30.7836	5,335.83	64,029.94
CCEA	SANITATION DISPATCH (226)	4	32.3563	5,608.42	67,301.00
CCEA	SANITATION DISPATCH (226)	5	34.0098	5,895.02	70,740.28
CCEA	SANITATION DISPATCH-REG PT (226R)	1	27.8718	4,831.10	57,973.24
CCEA	SANITATION DISPATCH-REG PT (226R)	2	29.2866	5,076.35	60,916.18
CCEA	SANITATION DISPATCH-REG PT (226R)	3	30.7836	5,335.83	64,029.94
CCEA	SANITATION DRIVER (306)	1	24.6274	4,268.75	51,224.94
CCEA	SANITATION DRIVER (306)	2	25.8880	4,487.25	53,847.04
CCEA	SANITATION DRIVER (306)	3	27.1987	4,714.45	56,573.40
CCEA	SANITATION DRIVER (306)	4	28.5654	4,951.33	59,415.98
CCEA	SANITATION DRIVER (306)	5	30.0250	5,204.33	62,452.00
CCEA	SANITATION DRIVER-REG PT (306R)	1	24.6274	4,268.75	51,224.94
CCEA	SANITATION DRIVER-REG PT (306R)	2	25.8880	4,487.25	53,847.04
CCEA	SANITATION DRIVER-REG PT (306R)	3	27.1987	4,714.45	56,573.40
CCEA	SANITATION ROLL-OFF DRIVER (311)	1	25.1234	4,354.72	52,256.62
CCEA	SANITATION ROLL-OFF DRIVER (311)	2	26.4102	4,577.78	54,933.32
CCEA	SANITATION ROLL-OFF DRIVER (311)	3	27.7359	4,807.55	57,690.62
CCEA	SANITATION ROLL-OFF DRIVER (311)	4	29.1415	5,051.19	60,614.32
CCEA	SANITATION ROLL-OFF DRIVER (311)	5	30.6307	5,309.33	63,711.96
CCEA	SCOUT VEHICLE OPERATOR (212)	1	22.1796	3,844.47	46,133.62
CCEA	SCOUT VEHICLE OPERATOR (212)	2	23.3121	4,040.77	48,489.22
CCEA	SCOUT VEHICLE OPERATOR (212)	3	24.5041	4,247.38	50,968.58
CCEA	SCOUT VEHICLE OPERATOR (212)	4	25.7588	4,464.85	53,578.20
CCEA	SCOUT VEHICLE OPERATOR (212)	5	27.0663	4,691.48	56,297.80
CCEA	SCOUT VEHICLE OPERATOR-REG PT (212R)	1	22.1796	3,844.47	46,133.62
CCEA	SCOUT VEHICLE OPERATOR-REG PT (212R)	2	23.3121	4,040.77	48,489.22
CCEA	SCOUT VEHICLE OPERATOR-REG PT (212R)	3	24.5041	4,247.38	50,968.58
CCEA	SECRETARY (216)	1	23.5463	4,081.35	48,976.20
CCEA	SECRETARY (216)	2	24.7510	4,290.17	51,482.08
CCEA	SECRETARY (216)	3	26.0181	4,509.81	54,117.70
CCEA	SECRETARY (216)	4	27.3324	4,737.61	56,851.34

## Salary Schedule Effective Date 12/09/2019

**Note:** For FIRE job titles, the printed hourly rates are for 40-hour employees. To determine the hourly rates for 56-hour employees, divide the annual rate by 2912. (Titles with two codes in parentheses indicate they are 40-hour & 56-hour positions. The first code is for 40-hr, the second one for 56-hr.)

Group	Title	Step	Hourly Rate	Monthly Rate	Annual Rate
CCEA	SECRETARY (216)	5	28.7084	4,976.12	59,713.42
CCEA	SECRETARY Y-RATE (295)	1	31.2810	5,422.04	65,064.48
CCEA	SERVICE DESK TECHNICIAN (403)	1	27.7359	4,807.55	57,690.62
CCEA	SERVICE DESK TECHNICIAN (403)	2	29.1415	5,051.19	60,614.32
CCEA	SERVICE DESK TECHNICIAN (403)	3	30.6307	5,309.33	63,711.96
CCEA	SERVICE DESK TECHNICIAN (403)	4	32.1962	5,580.68	66,968.20
CCEA	SERVICE DESK TECHNICIAN (403)	5	33.8408	5,865.73	70,388.76
CCEA	SEWER LIFT STATION ELECTRO MEC (318)	1	28.0080	4,854.72	58,256.64
CCEA	SEWER LIFT STATION ELECTRO MEC (318)	2	29.4330	5,101.72	61,220.64
CCEA	SEWER LIFT STATION ELECTRO MEC (318)	3	30.9380	5,362.59	64,351.04
CCEA	SEWER LIFT STATION ELECTRO MEC (318)	4	32.5185	5,636.54	67,638.48
CCEA	SEWER LIFT STATION ELECTRO MEC (318)	5	34.1801	5,924.56	71,094.66
CCEA	SOLID WASTE & RECYC CRW SPVR (405)	1	32.9298	5,707.82	68,493.88
CCEA	SOLID WASTE & RECYC CRW SPVR (405)	2	34.6091	5,998.92	71,986.98
CCEA	SOLID WASTE & RECYC CRW SPVR (405)	3	36.3780	6,305.52	75,666.24
CCEA	SOLID WASTE & RECYC CRW SPVR (405)	4	38.2366	6,627.68	79,532.18
CCEA	SOLID WASTE & RECYC CRW SPVR (405)	5	40.1913	6,966.48	83,597.80
CCEA	SR & SOCIAL SERVICES SPEC (408)	1	29.2866	5,076.35	60,916.18
CCEA	SR & SOCIAL SERVICES SPEC (408)	2	30.7836	5,335.83	64,029.94
CCEA	SR & SOCIAL SERVICES SPEC (408)	3	32.3563	5,608.42	67,301.00
CCEA	SR & SOCIAL SERVICES SPEC (408)	4	34.0098	5,895.02	70,740.28
CCEA	SR & SOCIAL SERVICES SPEC (408)	5	35.7480	6,196.32	74,355.84
CCEA	SR ACCOUNT CLERK (217)	1	23.7828	4,122.34	49,468.12
CCEA	SR ACCOUNT CLERK (217)	2	24.9990	4,333.16	51,997.92
CCEA	SR ACCOUNT CLERK (217)	3	26.2788	4,554.98	54,659.80
CCEA	SR ACCOUNT CLERK (217)	4	27.5998	4,783.96	57,407.48
CCEA	SR ACCOUNT CLERK (217)	5	28.9965	5,026.06	60,312.72
CCEA	SR COMP PROGRAMMER ANALYST (442)	1	45.6356	7,910.18	94,922.10
CCEA	SR COMP PROGRAMMER ANALYST (442)	2	47.9682	8,314.50	99,773.96
CCEA	SR COMP PROGRAMMER ANALYST (442)	3	50.4193	8,739.34	104,872.04
CCEA	SR COMP PROGRAMMER ANALYST (442)	4	52.9953	9,185.84	110,230.12
CCEA	SR COMP PROGRAMMER ANALYST (442)	5	55.7038	9,655.32	115,863.80
CCEA	SR ENGINEERING TECHNICIAN (416)	1	31.7174	5,497.68	65,972.14
CCEA	SR ENGINEERING TECHNICIAN (416)	2	33.3378	5,778.54	69,342.52
CCEA	SR ENGINEERING TECHNICIAN (416)	3	35.0418	6,073.90	72,886.84
CCEA	SR ENGINEERING TECHNICIAN (416)	4	36.8326	6,384.32	76,611.86
CCEA	SR ENGINEERING TECHNICIAN (416)	5	38.7148	6,710.56	80,526.68
CCEA	SR FLEET SERVICES TECHNICIAN (321)	1	28.5654	4,951.33	59,415.98
CCEA	SR FLEET SERVICES TECHNICIAN (321)	2	30.0250	5,204.33	62,452.00
CCEA	SR FLEET SERVICES TECHNICIAN (321)	3	31.5598	5,470.36	65,644.28

## Salary Schedule Effective Date 12/09/2019

**Note:** For FIRE job titles, the printed hourly rates are for 40-hour employees. To determine the hourly rates for 56-hour employees, divide the annual rate by 2912. (Titles with two codes in parentheses indicate they are 40-hour & 56-hour positions. The first code is for 40-hr, the second one for 56-hr.)

Group	Title	Step	Hourly Rate	Monthly Rate	Annual Rate
CCEA	SR FLEET SERVICES TECHNICIAN (321)	4	33.1722	5,749.86	68,998.28
CCEA	SR FLEET SERVICES TECHNICIAN (321)	5	34.8681	6,043.81	72,525.70
CCEA	SR FORENSIC SPECIALIST (448)	1	38.9329	6,748.37	80,980.38
CCEA	SR FORENSIC SPECIALIST (448)	2	40.9220	7,093.15	85,117.76
CCEA	SR FORENSIC SPECIALIST (448)	3	43.0136	7,455.70	89,468.34
CCEA	SR FORENSIC SPECIALIST (448)	4	45.2111	7,836.60	94,039.14
CCEA	SR FORENSIC SPECIALIST (448)	5	47.5217	8,237.10	98,845.24
CCEA	SR JAILER (404)	1	28.1451	4,878.49	58,541.86
CCEA	SR JAILER (404)	2	29.5804	5,127.27	61,527.18
CCEA	SR JAILER (404)	3	31.0922	5,389.32	64,671.88
CCEA	SR JAILER (404)	4	32.6808	5,664.66	67,975.96
CCEA	SR JAILER (404)	5	34.3516	5,954.28	71,451.38
CCEA	SR PUBLIC WORKS INSPECTOR (445)	1	35.7480	6,196.32	74,355.84
CCEA	SR PUBLIC WORKS INSPECTOR (445)	2	37.5742	6,512.87	78,154.44
CCEA	SR PUBLIC WORKS INSPECTOR (445)	3	39.4953	6,845.84	82,150.12
CCEA	SR PUBLIC WORKS INSPECTOR (445)	4	41.5135	7,195.67	86,348.08
CCEA	SR PUBLIC WORKS INSPECTOR (445)	5	43.6346	7,563.34	90,760.02
CCEA	SR WELDER (340)	1	30.2914	5,250.51	63,006.06
CCEA	SR WELDER (340)	2	31.8397	5,518.89	66,226.68
CCEA	SR WELDER (340)	3	33.4664	5,800.84	69,610.06
CCEA	SR WELDER (340)	4	35.3512	6,127.55	73,530.60
CCEA	SR WELDER (340)	5	36.9742	6,408.87	76,906.44
CCEA	STAFF ASST/SOLID WASTE OPS (421)	1	34.6944	6,013.69	72,164.30
CCEA	STAFF ASST/SOLID WASTE OPS (421)	2	36.4669	6,320.93	75,851.10
CCEA	STAFF ASST/SOLID WASTE OPS (421)	3	38.3307	6,644.00	79,727.96
CCEA	STAFF ASST/SOLID WASTE OPS (421)	4	40.2896	6,983.54	83,802.42
CCEA	STAFF ASST/SOLID WASTE OPS (421)	5	42.3478	7,340.28	88,083.32
CCEA	STORES SPECIALIST (211)	1	22.1785	3,844.27	46,131.28
CCEA	STORES SPECIALIST (211)	2	23.3132	4,040.96	48,491.56
CCEA	STORES SPECIALIST (211)	3	24.5044	4,247.43	50,969.10
CCEA	STORES SPECIALIST (211)	4	25.7578	4,464.68	53,576.12
CCEA	STORES SPECIALIST (211)	5	27.0761	4,693.20	56,318.34
CCEA	STREET LIGHTS TECHNICIAN (331)	1	31.5598	5,470.36	65,644.28
CCEA	STREET LIGHTS TECHNICIAN (331)	2	33.1722	5,749.86	68,998.28
CCEA	STREET LIGHTS TECHNICIAN (331)	3	34.8681	6,043.81	72,525.70
CCEA	STREET LIGHTS TECHNICIAN (331)	4	36.6497	6,352.62	76,231.48
CCEA	STREET LIGHTS TECHNICIAN (331)	5	38.5217	6,677.10	80,125.24
CCEA	STREET MAINTENANCE CREW LEADER (323)	1	30.0250	5,204.33	62,452.00
CCEA	STREET MAINTENANCE CREW LEADER (323)	2	31.5598	5,470.36	65,644.28
CCEA	STREET MAINTENANCE CREW LEADER (323)	3	33.1722	5,749.86	68,998.28
CCEA	STREET MAINTENANCE CREW LEADER (323)	4	34.8681	6,043.81	72,525.70

## Salary Schedule Effective Date 12/09/2019

**Note:** For FIRE job titles, the printed hourly rates are for 40-hour employees. To determine the hourly rates for 56-hour employees, divide the annual rate by 2912. (Titles with two codes in parentheses indicate they are 40-hour & 56-hour positions. The first code is for 40-hr, the second one for 56-hr.)

Group	Title	Step	Hourly Rate	Monthly Rate	Annual Rate
CCEA	STREET MAINTENANCE CREW LEADER (323)	5	36.6497	6,352.62	76,231.48
CCEA	STRUCTURAL REHAB SPECIALIST (334)	1	36.2492	6,283.20	75,398.44
CCEA	STRUCTURAL REHAB SPECIALIST (334)	2	38.1020	6,604.35	79,252.16
CCEA	STRUCTURAL REHAB SPECIALIST (334)	3	40.0483	6,941.70	83,300.36
CCEA	STRUCTURAL REHAB SPECIALIST (334)	4	42.0953	7,296.51	87,558.12
CCEA	STRUCTURAL REHAB SPECIALIST (334)	5	44.2456	7,669.24	92,030.90
CCEA	SUBDRAIN CREWLEADER (324)	1	30.0250	5,204.33	62,452.00
CCEA	SUBDRAIN CREWLEADER (324)	2	31.5598	5,470.36	65,644.28
CCEA	SUBDRAIN CREWLEADER (324)	3	33.1722	5,749.86	68,998.28
CCEA	SUBDRAIN CREWLEADER (324)	4	34.8681	6,043.81	72,525.70
CCEA	SUBDRAIN CREWLEADER (324)	5	36.6497	6,352.62	76,231.48
CCEA	SUBDRAIN WORKER (302)	1	22.9670	3,980.95	47,771.36
CCEA	SUBDRAIN WORKER (302)	2	24.1419	4,184.59	50,215.10
CCEA	SUBDRAIN WORKER (302)	3	25.3759	4,398.49	52,781.82
CCEA	SUBDRAIN WORKER (302)	4	26.6754	4,623.73	55,484.78
CCEA	SUBDRAIN WORKER (302)	5	28.0080	4,854.72	58,256.64
CCEA	TELECOMMUNICATIONS ANALYST (430)	1	40.5159	7,022.75	84,273.02
CCEA	TELECOMMUNICATIONS ANALYST (430)	2	42.5863	7,381.62	88,579.40
CCEA	TELECOMMUNICATIONS ANALYST (430)	3	44.7624	7,758.81	93,105.74
CCEA	TELECOMMUNICATIONS ANALYST (430)	4	47.0503	8,155.38	97,864.52
CCEA	TELECOMMUNICATIONS ANALYST (430)	5	49.4537	8,571.98	102,863.80
CCEA	TRAFFIC PAINTER (308)	1	24.9990	4,333.16	51,997.92
CCEA	TRAFFIC PAINTER (308)	2	26.2788	4,554.98	54,659.80
CCEA	TRAFFIC PAINTER (308)	3	27.5998	4,783.96	57,407.48
CCEA	TRAFFIC PAINTER (308)	4	28.9965	5,026.06	60,312.72
CCEA	TRAFFIC PAINTER (308)	5	30.4788	5,282.98	63,395.80
CCEA	TRAFFIC PAINTING CREWLEADER (325)	1	30.4788	5,282.98	63,395.80
CCEA	TRAFFIC PAINTING CREWLEADER (325)	2	32.0351	5,552.76	66,633.06
CCEA	TRAFFIC PAINTING CREWLEADER (325)	3	33.6728	5,836.61	70,039.32
CCEA	TRAFFIC PAINTING CREWLEADER (325)	4	35.3938	6,134.92	73,619.00
CCEA	TRAFFIC PAINTING CREWLEADER (325)	5	37.2018	6,448.30	77,379.64
CCEA	TRAFFIC SIGNAL TECHNICIAN (336)	1	37.2018	6,448.30	77,379.64
CCEA	TRAFFIC SIGNAL TECHNICIAN (336)	2	39.1033	6,777.90	81,334.76
CCEA	TRAFFIC SIGNAL TECHNICIAN (336)	3	41.1011	7,124.20	85,490.34
CCEA	TRAFFIC SIGNAL TECHNICIAN (336)	4	43.2015	7,488.26	89,859.12
CCEA	TRAFFIC SIGNAL TECHNICIAN (336)	5	45.4093	7,870.94	94,451.24
CCEA	TRAINING & SAFETY INSTRUCTOR (414)	1	34.0098	5,895.02	70,740.28
CCEA	TRAINING & SAFETY INSTRUCTOR (414)	2	35.7480	6,196.32	74,355.84
CCEA	TRAINING & SAFETY INSTRUCTOR (414)	3	37.5742	6,512.87	78,154.44
CCEA	TRAINING & SAFETY INSTRUCTOR (414)	4	39.4953	6,845.84	82,150.12
CCEA	TRAINING & SAFETY INSTRUCTOR (414)	5	41.5135	7,195.67	86,348.08

# Culver CITY

## Salary Schedule Effective Date 12/09/2019

**Note:** For FIRE job titles, the printed hourly rates are for 40-hour employees. To determine the hourly rates for 56-hour employees, divide the annual rate by 2912. (Titles with two codes in parentheses indicate they are 40-hour & 56-hour positions. The first code is for 40-hr, the second one for 56-hr.)

Group	Title	Step	Hourly Rate	Monthly Rate	Annual Rate
CCEA	TRANSIT OPERATIONS SUPERVISOR (407)	1	32.3563	5,608.42	67,301.00
CCEA	TRANSIT OPERATIONS SUPERVISOR (407)	2	34.0098	5,895.02	70,740.28
CCEA	TRANSIT OPERATIONS SUPERVISOR (407)	3	35.7480	6,196.32	74,355.84
CCEA	TRANSIT OPERATIONS SUPERVISOR (407)	4	37.5742	6,512.87	78,154.44
CCEA	TRANSIT OPERATIONS SUPERVISOR (407)	5	39.4953	6,845.84	82,150.12
CCEA	URBAN FORESTER (316)	1	28.7087	4,976.18	59,714.20
CCEA	URBAN FORESTER (316)	2	30.1762	5,230.55	62,766.60
CCEA	URBAN FORESTER (316)	3	31.7170	5,497.61	65,971.36
CCEA	URBAN FORESTER (316)	4	33.3380	5,778.59	69,343.04
CCEA	URBAN FORESTER (316)	5	35.0420	6,073.95	72,887.36
CCEA	VAN DRIVER (300)	1	20.2745	3,514.25	42,170.96
CCEA	VAN DRIVER (300)	2	21.2058	3,675.66	44,107.96
CCEA	VAN DRIVER (300)	3	22.2905	3,863.69	46,364.24
CCEA	VAN DRIVER (300)	4	23.4297	4,061.16	48,733.88
CCEA	VAN DRIVER (300)	5	24.6274	4,268.75	51,224.94
CCEA	WAREHOUSE SUPERVISOR (401)	1	27.7980	4,818.32	57,819.84
CCEA	WAREHOUSE SUPERVISOR (401)	2	29.2206	5,064.91	60,778.90
CCEA	WAREHOUSE SUPERVISOR (401)	3	30.6781	5,317.54	63,810.50
CCEA	WAREHOUSE SUPERVISOR (401)	4	32.2427	5,588.74	67,064.92
CCEA	WAREHOUSE SUPERVISOR (401)	5	33.8906	5,874.38	70,492.50
CCEA	WEBMASTER (441)	1	44.9579	7,792.70	93,512.38
CCEA	WEBMASTER (441)	2	47.2562	8,191.08	98,293.00
CCEA	WEBMASTER (441)	3	49.6709	8,609.62	103,315.42
CCEA	WEBMASTER (441)	4	52.2090	9,049.56	108,594.72
CCEA	WEBMASTER (441)	5	54.8765	9,511.93	114,143.12
CCEA	WELDER (320)	1	28.8490	5,000.49	60,005.92
CCEA	WELDER (320)	2	30.3236	5,256.10	63,073.14
CCEA	WELDER (320)	3	31.8727	5,524.61	66,295.32
CCEA	WELDER (320)	4	33.6678	5,835.74	70,028.92
CCEA	WELDER (320)	5	35.2136	6,103.70	73,244.34
CCEA	WELDER-REG PT (320R)	1	28.8490	5,000.49	60,005.92
CCEA	WELDER-REG PT (320R)	2	30.3236	5,256.10	63,073.14
CCEA	WELDER-REG PT (320R)	3	31.8727	5,524.61	66,295.32



1  
2  
3  
4  
5  
6  
7  
8  
9  
10  
11  
12  
13  
14  
15  
16  
17  
18  
19  
20  
21  
22  
23  
24  
25  
26  
27  
28

**RESOLUTION NO. 2020-R059**

A RESOLUTION OF THE CITY COUNCIL OF THE CITY OF  
CULVER CITY, CALIFORNIA, ADOPTING THE  
CLASSIFICATION AND SALARY PLAN FOR CITY  
EMPLOYEES EFFECTIVE JULY 1, 2020.

NOW, THEREFORE, the City Council of the City of Culver City, DOES  
RESOLVE as follows:

1. The Classification and Salary Plan, attached hereto as Exhibit "A" and incorporated herein by this reference, is hereby adopted effective July 1, 2020.
2. The Classification and Salary Plan, attached hereto as Exhibit "A" shall supersede and replace all previously adopted salary plans for City employees.
3. The City Manager and Chief Financial Officer are hereby authorized to adjust and pay salaries of the City employees in accordance with the Classification and Salary Plan adopted and approved by this Resolution, effective July 1, 2020.

APPROVED and ADOPTED this 22nd day of June, 2020.

  
\_\_\_\_\_  
GÖRAN ERIKSSON, Mayor  
City of Culver City, California

ATTEST:

  
\_\_\_\_\_  
JEREMY GREEN, City Clerk

APPROVED AS TO FORM:

  
\_\_\_\_\_  
CAROL A. SCHWAB, City Attorney

A20-00254



1                   3.     The City Manager and Chief Financial Officer are hereby authorized to  
2 adjust and pay salaries of the City employees in accordance with the Classification and  
3 Salary Plan adopted and approved by this Resolution, effective July 1, 2020.  
4


5  
6                   APPROVED and ADOPTED this 22nd day of June, 2020.

7  
8                     
9                   \_\_\_\_\_  
10                  GÖRAN ERIKSSON, Mayor  
11                  City of Culver City, California

12                  ATTEST:

13                    
14                  \_\_\_\_\_  
15                  JEREMY GREEN, City Clerk

12                  APPROVED AS TO FORM:

13                    
14                  \_\_\_\_\_  
15                  CAROL A. SCHWAB, City Attorney

16                  A20-00253

15                  Ja

1   **RESOLUTION NO. 2020-R 061**

2

3                       A RESOLUTION OF THE CITY COUNCIL OF THE CITY OF  
4                       CULVER CITY, CALIFORNIA, ADOPTING THE  
5                       CLASSIFICATION AND SALARY PLAN FOR POLICE  
6                       SAFETY EMPLOYEES EFFECTIVE JULY 1, 2020.

7                       WHEREAS, pursuant to the Salary Initiative Ordinance adopted by the  
8                       electors of the City of Culver City on August 11, 1953 and amended on November 2, 1982,  
9                       salary adjustments are required for certain safety employees; and,

10                      WHEREAS, in accordance with the Salary Initiative Ordinance, as amended,  
11                      various changes were made to the salaries and benefits paid to police safety employees  
12                      effective July 1, 2020.

13                      NOW, THEREFORE, the City Council of the City of Culver City, DOES  
14                      RESOLVE as follows:

- 15                      1.    The Classification and Salary Plan, attached hereto as Exhibit "A" and  
16                      incorporated herein by this reference, is hereby adopted effective July 1, 2020.
- 17                      2.    The Classification and Salary Plan, attached hereto as Exhibit "A" shall  
18                      supersede and replace all previously adopted salary plans for police safety employees.

19

20     ///

21     ///

22     ///

23     ///

24     ///

25     ///

26     ///

27     ///

1                   3.    The City Manager and Chief Financial Officer are hereby authorized to  
2 adjust and pay salaries of the City employees in accordance with the Classification and  
3 Salary Plan adopted and approved by this Resolution, effective July 1, 2020.  
4



5                                   APPROVED and ADOPTED this 22nd day of June, 2020.  
6

7   
8 \_\_\_\_\_  
9 GÖRAN ERIKSSON, Mayor  
10 City of Culver City, California

11 ATTEST:

12   
13 \_\_\_\_\_  
14 JEREMY GREEN, City Clerk

APPROVED AS TO FORM:

15   
16 \_\_\_\_\_  
17 CAROL A. SCHWAB, City Attorney  
18 

19 A20-00255  
20  
21  
22  
23  
24  
25  
26  
27  
28

# Culver CITY

## Salary Schedule

### Effective Date 07/01/2020

## Exhibit A

**Note:** For FIRE job titles, the printed hourly rates are for 40-hour employees. To determine the hourly rates for 56-hour employees, divide the annual rate by 2912. (Titles with two codes in parentheses indicate they are 40-hour & 56-hour positions. The first code is for 40-hr, the second one for 56-hr.)

Group	Title	Step	Hourly Rate	Monthly Rate	Annual Rate
CCEA	ACCOUNT CLERK (205)	1	21.7419	3,768.59	45,223.10
CCEA	ACCOUNT CLERK (205)	2	22.8539	3,961.34	47,536.06
CCEA	ACCOUNT CLERK (205)	3	24.0218	4,163.77	49,965.24
CCEA	ACCOUNT CLERK (205)	4	25.2503	4,376.71	52,520.52
CCEA	ACCOUNT CLERK (205)	5	26.5428	4,600.74	55,208.92
CCEA	ACCOUNT CLERK-REG PT (205R)	1	21.7419	3,768.59	45,223.10
CCEA	ACCOUNT CLERK-REG PT (205R)	2	22.8539	3,961.34	47,536.06
CCEA	ACCOUNT CLERK-REG PT (205R)	3	24.0218	4,163.77	49,965.24
CCEA	ACCOUNTANT (419)	1	32.1962	5,580.68	66,968.20
CCEA	ACCOUNTANT (419)	2	33.8408	5,865.73	70,388.76
CCEA	ACCOUNTANT (419)	3	35.5700	6,165.47	73,985.60
CCEA	ACCOUNTANT (419)	4	37.3881	6,480.61	77,767.30
CCEA	ACCOUNTANT (419)	5	39.2987	6,811.78	81,741.40
CCEA	ACCOUNTANT II (428)	1	35.2166	6,104.22	73,250.58
CCEA	ACCOUNTANT II (428)	2	37.0165	6,416.19	76,994.32
CCEA	ACCOUNTANT II (428)	3	38.9078	6,744.01	80,928.12
CCEA	ACCOUNTANT II (428)	4	40.8963	7,088.68	85,064.20
CCEA	ACCOUNTANT II (428)	5	42.9866	7,451.02	89,412.18
CCEA	ACCOUNTING TECHNICIAN (223)	1	26.4102	4,577.78	54,933.32
CCEA	ACCOUNTING TECHNICIAN (223)	2	27.7359	4,807.55	57,690.62
CCEA	ACCOUNTING TECHNICIAN (223)	3	29.1415	5,051.19	60,614.32
CCEA	ACCOUNTING TECHNICIAN (223)	4	30.6307	5,309.33	63,711.96
CCEA	ACCOUNTING TECHNICIAN (223)	5	32.1962	5,580.68	66,968.20
CCEA	ADMIN CLERK (207)	1	21.5258	3,731.13	44,773.56
CCEA	ADMIN CLERK (207)	2	22.6265	3,921.93	47,063.12
CCEA	ADMIN CLERK (207)	3	23.7828	4,122.34	49,468.12
CCEA	ADMIN CLERK (207)	4	24.9990	4,333.16	51,997.92
CCEA	ADMIN CLERK (207)	5	26.2788	4,554.98	54,659.80
CCEA	ADMIN CLERK-REG PT (207R)	1	21.5258	3,731.13	44,773.56
CCEA	ADMIN CLERK-REG PT (207R)	2	22.6265	3,921.93	47,063.12
CCEA	ADMIN CLERK-REG PT (207R)	3	23.7828	4,122.34	49,468.12
CCEA	ADMIN SECRETARY (222)	1	26.2788	4,554.98	54,659.80
CCEA	ADMIN SECRETARY (222)	2	27.5998	4,783.96	57,407.48
CCEA	ADMIN SECRETARY (222)	3	28.9965	5,026.06	60,312.72
CCEA	ADMIN SECRETARY (222)	4	30.4788	5,282.98	63,395.80
CCEA	ADMIN SECRETARY (222)	5	32.0351	5,552.76	66,633.06
CCEA	ANIMAL SERVICES OFFICER (307)	1	24.9990	4,333.16	51,997.92
CCEA	ANIMAL SERVICES OFFICER (307)	2	26.2788	4,554.98	54,659.80
CCEA	ANIMAL SERVICES OFFICER (307)	3	27.5998	4,783.96	57,407.48
CCEA	ANIMAL SERVICES OFFICER (307)	4	28.9965	5,026.06	60,312.72
CCEA	ANIMAL SERVICES OFFICER (307)	5	30.4788	5,282.98	63,395.80

# Culver CITY

## Salary Schedule

### Effective Date 07/01/2020

## Exhibit A

Note: For FIRE job titles, the printed hourly rates are for 40-hour employees. To determine the hourly rates for 56-hour employees, divide the annual rate by 2912. (Titles with two codes in parentheses indicate they are 40-hour & 56-hour positions. The first code is for 40-hr, the second one for 56-hr.)

Group	Title	Step	Hourly Rate	Monthly Rate	Annual Rate
CCEA	ASSISTANT ENGINEER (425)	1	34.8464	6,040.04	72,480.46
CCEA	ASSISTANT ENGINEER (425)	2	36.6269	6,348.66	76,183.90
CCEA	ASSISTANT ENGINEER (425)	3	38.4977	6,672.94	80,075.32
CCEA	ASSISTANT ENGINEER (425)	4	40.4656	7,014.04	84,168.50
CCEA	ASSISTANT ENGINEER (425)	5	42.5329	7,372.37	88,468.38
CCEA	ASSISTANT PLANNER (420)	1	32.5185	5,636.54	67,638.48
CCEA	ASSISTANT PLANNER (420)	2	34.1801	5,924.56	71,094.66
CCEA	ASSISTANT PLANNER (420)	3	35.9263	6,227.22	74,726.60
CCEA	ASSISTANT PLANNER (420)	4	37.7629	6,545.57	78,546.78
CCEA	ASSISTANT PLANNER (420)	5	39.6918	6,879.90	82,558.84
CCEA	ASSOC ANL Y-RATE (495)	1	37.2420	6,455.28	77,463.36
CCEA	ASSOCIATE ANALYST (415)	1	31.5598	5,470.36	65,644.28
CCEA	ASSOCIATE ANALYST (415)	2	33.1722	5,749.86	68,998.28
CCEA	ASSOCIATE ANALYST (415)	3	34.8681	6,043.81	72,525.70
CCEA	ASSOCIATE ANALYST (415)	4	36.6497	6,352.62	76,231.48
CCEA	ASSOCIATE ANALYST (415)	5	38.5217	6,677.10	80,125.24
CCEA	ASSOCIATE ENGINEER (439)	1	41.6954	7,227.20	86,726.38
CCEA	ASSOCIATE ENGINEER (439)	2	43.8254	7,596.40	91,156.78
CCEA	ASSOCIATE ENGINEER (439)	3	46.0653	7,984.64	95,815.72
CCEA	ASSOCIATE ENGINEER (439)	4	48.4183	8,392.50	100,709.96
CCEA	ASSOCIATE ENGINEER (439)	5	50.8937	8,821.58	105,859.00
CCEA	ASSOCIATE PLANNER (431)	1	37.3881	6,480.61	77,767.30
CCEA	ASSOCIATE PLANNER (431)	2	39.2987	6,811.78	81,741.40
CCEA	ASSOCIATE PLANNER (431)	3	41.3067	7,159.84	85,918.04
CCEA	ASSOCIATE PLANNER (431)	4	43.4173	7,525.66	90,307.88
CCEA	ASSOCIATE PLANNER (431)	5	45.6356	7,910.18	94,922.10
CCEA	AUDIO VISUAL OP/ANALYST-REG PT (455R)	1	39.2987	6,811.78	81,741.40
CCEA	AUDIO VISUAL OP/ANALYST-REG PT (455R)	2	41.3067	7,159.84	85,918.04
CCEA	AUDIO VISUAL OP/ANALYST-REG PT (455R)	3	43.4173	7,525.66	90,307.88
CCEA	AUTOMATED ENFORCEMENT TECH (219)	1	24.9990	4,333.16	51,997.92
CCEA	AUTOMATED ENFORCEMENT TECH (219)	2	26.2788	4,554.98	54,659.80
CCEA	AUTOMATED ENFORCEMENT TECH (219)	3	27.5998	4,783.96	57,407.48
CCEA	AUTOMATED ENFORCEMENT TECH (219)	4	28.9965	5,026.06	60,312.72
CCEA	AUTOMATED ENFORCEMENT TECH (219)	5	30.4788	5,282.98	63,395.80
CCEA	BICYCLE/PEDESTRIAN COORD (456)	1	41.6954	7,227.20	86,726.38
CCEA	BICYCLE/PEDESTRIAN COORD (456)	2	43.8254	7,596.40	91,156.78
CCEA	BICYCLE/PEDESTRIAN COORD (456)	3	46.0653	7,984.64	95,815.72
CCEA	BICYCLE/PEDESTRIAN COORD (456)	4	48.4183	8,392.50	100,709.96
CCEA	BICYCLE/PEDESTRIAN COORD (456)	5	50.8937	8,821.58	105,859.00
CCEA	BUILDING AND SAFETY INSPECTOR (327)	1	31.5598	5,470.36	65,644.28

**Culver CITY**  
**Salary Schedule**  
**Effective Date 07/01/2020**

**Exhibit A**

**Note:** For FIRE job titles, the printed hourly rates are for 40-hour employees. To determine the hourly rates for 56-hour employees, divide the annual rate by 2912. (Titles with two codes in parentheses indicate they are 40-hour & 56-hour positions. The first code is for 40-hr, the second one for 56-hr.)

Group	Title	Step	Hourly Rate	Monthly Rate	Annual Rate
CCEA	BUILDING AND SAFETY INSPECTOR (327)	2	33.1722	5,749.86	68,998.28
CCEA	BUILDING AND SAFETY INSPECTOR (327)	3	34.8681	6,043.81	72,525.70
CCEA	BUILDING AND SAFETY INSPECTOR (327)	4	36.6497	6,352.62	76,231.48
CCEA	BUILDING AND SAFETY INSPECTOR (327)	5	38.5217	6,677.10	80,125.24
CCEA	BUILDING ENGINEER (433)	1	38.9078	6,744.01	80,928.12
CCEA	BUILDING ENGINEER (433)	2	40.8963	7,088.68	85,064.20
CCEA	BUILDING ENGINEER (433)	3	42.9866	7,451.02	89,412.18
CCEA	BUILDING ENGINEER (433)	4	45.1830	7,831.72	93,980.64
CCEA	BUILDING ENGINEER (433)	5	47.4915	8,231.86	98,782.32
CCEA	BUS OPERATOR (305)	0	22.0699	3,825.45	45,905.34
CCEA	BUS OPERATOR (305)	1	24.3830	4,226.39	50,716.64
CCEA	BUS OPERATOR (305)	2	25.6308	4,442.66	53,311.96
CCEA	BUS OPERATOR (305)	3	26.9358	4,668.86	56,026.36
CCEA	BUS OPERATOR (305)	4	28.2833	4,902.43	58,829.16
CCEA	BUS OPERATOR (305)	5	29.7290	5,153.03	61,836.32
CCEA	BUS OPERATOR-REG PT (305R)	1	19.9741	3,462.18	41,546.18
CCEA	BUS OPERATOR-REG PT (305R)	2	20.9946	3,639.07	43,668.82
CCEA	BUS OPERATOR-REG PT (305R)	3	22.0699	3,825.45	45,905.34
CCEA	BUSINESS TAX INSPECTOR (224)	1	26.5428	4,600.74	55,208.92
CCEA	BUSINESS TAX INSPECTOR (224)	2	27.8718	4,831.10	57,973.24
CCEA	BUSINESS TAX INSPECTOR (224)	3	29.2866	5,076.35	60,916.18
CCEA	BUSINESS TAX INSPECTOR (224)	4	30.7836	5,335.83	64,029.94
CCEA	BUSINESS TAX INSPECTOR (224)	5	32.3563	5,608.42	67,301.00
CCEA	BUYER (434)	1	39.1033	6,777.90	81,334.76
CCEA	BUYER (434)	2	41.1011	7,124.20	85,490.34
CCEA	BUYER (434)	3	43.2015	7,488.26	89,859.12
CCEA	BUYER (434)	4	45.4093	7,870.94	94,451.24
CCEA	BUYER (434)	5	47.7291	8,273.05	99,276.58
CCEA	CEMENT FINISHER (314)	1	27.0663	4,691.48	56,297.80
CCEA	CEMENT FINISHER (314)	2	28.4239	4,926.81	59,121.66
CCEA	CEMENT FINISHER (314)	3	29.8764	5,178.57	62,142.86
CCEA	CEMENT FINISHER (314)	4	31.4032	5,443.23	65,318.76
CCEA	CEMENT FINISHER (314)	5	33.0077	5,721.34	68,656.12
CCEA	CITY CLERK SPECIALIST (452)	1	30.0250	5,204.33	62,452.00
CCEA	CITY CLERK SPECIALIST (452)	2	31.5598	5,470.36	65,644.28
CCEA	CITY CLERK SPECIALIST (452)	3	33.1722	5,749.86	68,998.28
CCEA	CITY CLERK SPECIALIST (452)	4	34.8681	6,043.81	72,525.70
CCEA	CITY CLERK SPECIALIST (452)	5	36.6497	6,352.62	76,231.48
CCEA	CLAIMS/SAFETY TECHNICIAN (402)	1	30.0250	5,204.33	62,452.00
CCEA	CLAIMS/SAFETY TECHNICIAN (402)	2	31.5598	5,470.36	65,644.28
CCEA	CLAIMS/SAFETY TECHNICIAN (402)	3	33.1722	5,749.86	68,998.28



**Culver CITY**  
**Salary Schedule**  
**Effective Date 07/01/2020**

**Exhibit A**

**Note:** For FIRE job titles, the printed hourly rates are for 40-hour employees. To determine the hourly rates for 56-hour employees, divide the annual rate by 2912. (Titles with two codes in parentheses indicate they are 40-hour & 56-hour positions. The first code is for 40-hr, the second one for 56-hr.)

Group	Title	Step	Hourly Rate	Monthly Rate	Annual Rate
CCEA	CLAIMS/SAFETY TECHNICIAN (402)	4	34.8681	6,043.81	72,525.70
CCEA	CLAIMS/SAFETY TECHNICIAN (402)	5	36.6497	6,352.62	76,231.48
CCEA	CLERK (200)	1	17.3644	3,009.83	36,117.90
CCEA	CLERK (200)	2	18.2519	3,163.66	37,963.90
CCEA	CLERK (200)	3	19.1854	3,325.47	39,905.58
CCEA	CLERK (200)	4	20.1672	3,495.66	41,947.88
CCEA	CLERK (200)	5	21.1971	3,674.17	44,090.02
CCEA	CLERK TYPIST (202)	1	18.5341	3,212.58	38,550.98
CCEA	CLERK TYPIST (202)	2	19.4826	3,376.99	40,523.86
CCEA	CLERK TYPIST (202)	3	20.4780	3,549.52	42,594.24
CCEA	CLERK TYPIST (202)	4	21.5258	3,731.13	44,773.56
CCEA	CLERK TYPIST (202)	5	22.6265	3,921.93	47,063.12
CCEA	CLERK TYPIST-REG PT (202R)	1	18.5341	3,212.58	38,550.98
CCEA	CLERK TYPIST-REG PT (202R)	2	19.4826	3,376.99	40,523.86
CCEA	CLERK TYPIST-REG PT (202R)	3	20.4780	3,549.52	42,594.24
CCEA	CLERK-REG PT (200R)	1	17.3644	3,009.83	36,117.90
CCEA	CLERK-REG PT (200R)	2	18.2519	3,163.66	37,963.90
CCEA	CLERK-REG PT (200R)	3	19.1854	3,325.47	39,905.58
CCEA	COACH CLEANER (231)	1	20.1738	3,496.78	41,961.40
CCEA	COACH CLEANER (231)	2	21.2058	3,675.66	44,107.96
CCEA	COACH CLEANER (231)	3	22.2905	3,863.69	46,364.24
CCEA	COACH CLEANER (231)	4	23.4297	4,061.16	48,733.88
CCEA	COACH CLEANER (231)	5	24.6274	4,268.75	51,224.94
CCEA	CODE ENFORCEMENT ANALYST (429)	1	36.2876	6,289.86	75,478.26
CCEA	CODE ENFORCEMENT ANALYST (429)	2	38.1412	6,611.15	79,333.80
CCEA	CODE ENFORCEMENT ANALYST (429)	3	40.0908	6,949.06	83,388.76
CCEA	CODE ENFORCEMENT ANALYST (429)	4	42.1388	7,304.05	87,648.60
CCEA	CODE ENFORCEMENT ANALYST (429)	5	44.2930	7,677.45	92,129.44
CCEA	CODE ENFORCEMENT OFFICER (228)	1	29.4293	5,101.07	61,212.84
CCEA	CODE ENFORCEMENT OFFICER (228)	2	30.9332	5,361.76	64,341.16
CCEA	CODE ENFORCEMENT OFFICER (228)	3	32.5138	5,635.72	67,628.60
CCEA	CODE ENFORCEMENT OFFICER (228)	4	34.1750	5,923.67	71,084.00
CCEA	CODE ENFORCEMENT OFFICER (228)	5	35.9209	6,226.29	74,715.42
CCEA	COMM SVCS OFFICER-REG PT (201R)	1	17.2838	2,995.85	35,950.20
CCEA	COMM SVCS OFFICER-REG PT (201R)	2	18.1672	3,148.99	37,787.88
CCEA	COMM SVCS OFFICER-REG PT (201R)	3	19.0963	3,310.02	39,720.20
CCEA	COMMUNICATION SUPERVISOR (453)	1	41.9629	7,273.57	87,282.78
CCEA	COMMUNICATION SUPERVISOR (453)	2	44.1083	7,645.43	91,745.16
CCEA	COMMUNICATION SUPERVISOR (453)	3	46.3619	8,036.06	96,432.70
CCEA	COMMUNICATION SUPERVISOR (453)	4	48.7299	8,446.51	101,358.14

**Culver CITY**  
**Salary Schedule**  
**Effective Date 07/01/2020**

**Exhibit A**

**Note:** For FIRE job titles, the printed hourly rates are for 40-hour employees. To determine the hourly rates for 56-hour employees, divide the annual rate by 2912. (Titles with two codes in parentheses indicate they are 40-hour & 56-hour positions. The first code is for 40-hr, the second one for 56-hr.)

Group	Title	Step	Hourly Rate	Monthly Rate	Annual Rate
CCEA	COMMUNICATION SUPERVISOR (453)	5	51.2209	8,878.29	106,539.42
CCEA	COMMUNICATIONS TECHNICIAN (333)	1	36.4895	6,324.85	75,898.16
CCEA	COMMUNICATIONS TECHNICIAN (333)	2	38.3550	6,648.20	79,778.40
CCEA	COMMUNICATIONS TECHNICIAN (333)	3	40.3147	6,987.89	83,854.68
CCEA	COMMUNICATIONS TECHNICIAN (333)	4	42.3738	7,344.78	88,137.40
CCEA	COMMUNICATIONS TECHNICIAN (333)	5	44.5398	7,720.22	92,642.68
CCEA	COMPUTER PROGRAMMER (422)	1	33.3378	5,778.54	69,342.52
CCEA	COMPUTER PROGRAMMER (422)	2	35.0418	6,073.90	72,886.84
CCEA	COMPUTER PROGRAMMER (422)	3	36.8326	6,384.32	76,611.86
CCEA	COMPUTER PROGRAMMER (422)	4	38.7148	6,710.56	80,526.68
CCEA	COMPUTER PROGRAMMER (422)	5	40.6930	7,053.45	84,641.44
CCEA	CUSTODIAN (203)	1	18.8141	3,261.12	39,133.38
CCEA	CUSTODIAN (203)	2	19.7752	3,427.71	41,132.52
CCEA	CUSTODIAN (203)	3	20.7866	3,603.02	43,236.18
CCEA	CUSTODIAN (203)	4	21.8503	3,787.38	45,448.52
CCEA	CUSTODIAN (203)	5	22.9670	3,980.95	47,771.36
CCEA	CUSTODIAN-REG PT (203R)	1	18.8141	3,261.12	39,133.38
CCEA	CUSTODIAN-REG PT (203R)	2	19.7752	3,427.71	41,132.52
CCEA	CUSTODIAN-REG PT (203R)	3	20.7866	3,603.02	43,236.18
CCEA	ELEC FLEET SVCS TECH (338)	1	31.4221	5,446.50	65,358.02
CCEA	ELEC FLEET SVCS TECH (338)	2	33.0274	5,724.75	68,696.94
CCEA	ELEC FLEET SVCS TECH (338)	3	34.7157	6,017.40	72,208.76
CCEA	ELEC FLEET SVCS TECH (338)	4	36.4895	6,324.85	75,898.16
CCEA	ELEC FLEET SVCS TECH (338)	5	38.3550	6,648.20	79,778.40
CCEA	ELECTRICAL MAINT CREWLEADER (337)	1	39.0618	6,770.70	81,248.44
CCEA	ELECTRICAL MAINT CREWLEADER (337)	2	41.0586	7,116.83	85,401.94
CCEA	ELECTRICAL MAINT CREWLEADER (337)	3	43.1562	7,480.42	89,765.00
CCEA	ELECTRICAL MAINT CREWLEADER (337)	4	45.3616	7,862.68	94,352.18
CCEA	ELECTRICAL MAINT CREWLEADER (337)	5	47.6798	8,264.49	99,173.88
CCEA	ENGINEERING DRAWING & DOC TECH (432)	1	37.3881	6,480.61	77,767.30
CCEA	ENGINEERING DRAWING & DOC TECH (432)	2	39.2987	6,811.78	81,741.40
CCEA	ENGINEERING DRAWING & DOC TECH (432)	3	41.3067	7,159.84	85,918.04
CCEA	ENGINEERING DRAWING & DOC TECH (432)	4	43.4173	7,525.66	90,307.88
CCEA	ENGINEERING DRAWING & DOC TECH (432)	5	45.6356	7,910.18	94,922.10
CCEA	ENGINEERING TECHNICIAN (406)	1	29.1415	5,051.19	60,614.32
CCEA	ENGINEERING TECHNICIAN (406)	2	30.6307	5,309.33	63,711.96
CCEA	ENGINEERING TECHNICIAN (406)	3	32.1962	5,580.68	66,968.20
CCEA	ENGINEERING TECHNICIAN (406)	4	33.8408	5,865.73	70,388.76
CCEA	ENGINEERING TECHNICIAN (406)	5	35.5700	6,165.47	73,985.60
CCEA	ENVIRONMENTAL COMPLIANCE INSP (451)	1	31.7174	5,497.68	65,972.14

**Culver CITY**  
**Salary Schedule**  
**Effective Date 07/01/2020**

**Exhibit A**

**Note:** For FIRE job titles, the printed hourly rates are for 40-hour employees. To determine the hourly rates for 56-hour employees, divide the annual rate by 2912. (Titles with two codes in parentheses indicate they are 40-hour & 56-hour positions. The first code is for 40-hr, the second one for 56-hr.)

Group	Title	Step	Hourly Rate	Monthly Rate	Annual Rate
CCEA	ENVIRONMENTAL COMPLIANCE INSP (451)	2	33.3378	5,778.54	69,342.52
CCEA	ENVIRONMENTAL COMPLIANCE INSP (451)	3	35.0418	6,073.90	72,886.84
CCEA	ENVIRONMENTAL COMPLIANCE INSP (451)	4	36.8326	6,384.32	76,611.86
CCEA	ENVIRONMENTAL COMPLIANCE INSP (451)	5	38.7148	6,710.56	80,526.68
CCEA	FACILITIES LEADWORKER (332)	1	33.1722	5,749.86	68,998.28
CCEA	FACILITIES LEADWORKER (332)	2	34.8681	6,043.81	72,525.70
CCEA	FACILITIES LEADWORKER (332)	3	36.6497	6,352.62	76,231.48
CCEA	FACILITIES LEADWORKER (332)	4	38.5217	6,677.10	80,125.24
CCEA	FACILITIES LEADWORKER (332)	5	40.4907	7,018.40	84,220.76
CCEA	FACILITIES MAINT CREW LEADER (322)	1	30.0250	5,204.33	62,452.00
CCEA	FACILITIES MAINT CREW LEADER (322)	2	31.5598	5,470.36	65,644.28
CCEA	FACILITIES MAINT CREW LEADER (322)	3	33.1722	5,749.86	68,998.28
CCEA	FACILITIES MAINT CREW LEADER (322)	4	34.8681	6,043.81	72,525.70
CCEA	FACILITIES MAINT CREW LEADER (322)	5	36.6497	6,352.62	76,231.48
CCEA	FACILITIES MAINTENANCE WORKER (303)	1	24.2618	4,205.37	50,464.44
CCEA	FACILITIES MAINTENANCE WORKER (303)	2	25.5027	4,420.48	53,045.72
CCEA	FACILITIES MAINTENANCE WORKER (303)	3	26.8079	4,646.70	55,760.38
CCEA	FACILITIES MAINTENANCE WORKER (303)	4	28.1451	4,878.49	58,541.86
CCEA	FACILITIES MAINTENANCE WORKER (303)	5	29.5804	5,127.27	61,527.18
CCEA	FIRE PREVENTION SPECIALIST (437)	1	40.3307	6,990.66	83,887.96
CCEA	FIRE PREVENTION SPECIALIST (437)	2	42.3923	7,347.99	88,175.88
CCEA	FIRE PREVENTION SPECIALIST (437)	3	44.5580	7,723.39	92,680.64
CCEA	FIRE PREVENTION SPECIALIST (437)	4	46.8357	8,118.20	97,418.36
CCEA	FIRE PREVENTION SPECIALIST (437)	5	49.2285	8,532.94	102,395.28
CCEA	FIRE PREVENTION SPECIALIST-REG PT (437R)	1	40.3307	6,990.66	83,887.96
CCEA	FIRE PREVENTION SPECIALIST-REG PT (437R)	2	42.3923	7,347.99	88,175.88
CCEA	FIRE PREVENTION SPECIALIST-REG PT (437R)	3	44.5580	7,723.39	92,680.64
CCEA	FLEET SERVICES ASSISTANT (210)	1	21.7419	3,768.59	45,223.10
CCEA	FLEET SERVICES ASSISTANT (210)	2	22.8539	3,961.34	47,536.06
CCEA	FLEET SERVICES ASSISTANT (210)	3	24.0218	4,163.77	49,965.24
CCEA	FLEET SERVICES ASSISTANT (210)	4	25.2503	4,376.71	52,520.52
CCEA	FLEET SERVICES ASSISTANT (210)	5	26.5428	4,600.74	55,208.92
CCEA	FLEET SERVICES ASSISTANT-REG PT (210R)	1	21.7419	3,768.59	45,223.10
CCEA	FLEET SERVICES ASSISTANT-REG PT (210R)	2	22.8539	3,961.34	47,536.06
CCEA	FLEET SERVICES ASSISTANT-REG PT (210R)	3	24.0218	4,163.77	49,965.24
CCEA	FLEET SERVICES SUPERVISOR (427)	1	35.7427	6,195.41	74,344.92
CCEA	FLEET SERVICES SUPERVISOR (427)	2	37.5693	6,512.00	78,144.04
CCEA	FLEET SERVICES SUPERVISOR (427)	3	39.4890	6,844.76	82,137.12
CCEA	FLEET SERVICES SUPERVISOR (427)	4	41.5070	7,194.55	86,334.56

**Culver CITY**  
**Salary Schedule**  
**Effective Date 07/01/2020**

**Exhibit A**

**Note:** For FIRE job titles, the printed hourly rates are for 40-hour employees. To determine the hourly rates for 56-hour employees, divide the annual rate by 2912. (Titles with two codes in parentheses indicate they are 40-hour & 56-hour positions. The first code is for 40-hr, the second one for 56-hr.)

Group	Title	Step	Hourly Rate	Monthly Rate	Annual Rate
CCEA	FLEET SERVICES SUPERVISOR (427)	5	43.6284	7,562.25	90,747.02
CCEA	FLEET SERVICES TECHNICIAN (309)	1	25.1234	4,354.72	52,256.62
CCEA	FLEET SERVICES TECHNICIAN (309)	2	26.4102	4,577.78	54,933.32
CCEA	FLEET SERVICES TECHNICIAN (309)	3	27.7359	4,807.55	57,690.62
CCEA	FLEET SERVICES TECHNICIAN (309)	4	29.1415	5,051.19	60,614.32
CCEA	FLEET SERVICES TECHNICIAN (309)	5	30.6307	5,309.33	63,711.96
CCEA	FORENSIC SPECIALIST (335)	1	35.3938	6,134.92	73,619.00
CCEA	FORENSIC SPECIALIST (335)	2	37.2018	6,448.30	77,379.64
CCEA	FORENSIC SPECIALIST (335)	3	39.1033	6,777.90	81,334.76
CCEA	FORENSIC SPECIALIST (335)	4	41.1011	7,124.20	85,490.34
CCEA	FORENSIC SPECIALIST (335)	5	43.2015	7,488.26	89,859.12
CCEA	GIS ANALYST (438)	1	41.3067	7,159.84	85,918.04
CCEA	GIS ANALYST (438)	2	43.4173	7,525.66	90,307.88
CCEA	GIS ANALYST (438)	3	45.6356	7,910.18	94,922.10
CCEA	GIS ANALYST (438)	4	47.9682	8,314.50	99,773.96
CCEA	GIS ANALYST (438)	5	50.4193	8,739.34	104,872.04
CCEA	GIS TECHNICIAN (424)	1	34.3516	5,954.28	71,451.38
CCEA	GIS TECHNICIAN (424)	2	36.1069	6,258.53	75,102.30
CCEA	GIS TECHNICIAN (424)	3	37.9514	6,578.24	78,938.86
CCEA	GIS TECHNICIAN (424)	4	39.8907	6,914.40	82,972.76
CCEA	GIS TECHNICIAN (424)	5	41.9295	7,267.78	87,213.36
CCEA	GRAPHIC SERVICES ASSISTANT (209)	1	21.6322	3,749.59	44,995.08
CCEA	GRAPHIC SERVICES ASSISTANT (209)	2	22.7395	3,941.51	47,298.16
CCEA	GRAPHIC SERVICES ASSISTANT (209)	3	23.9019	4,142.99	49,715.90
CCEA	GRAPHIC SERVICES ASSISTANT (209)	4	25.1234	4,354.72	52,256.62
CCEA	GRAPHIC SERVICES ASSISTANT (209)	5	26.4102	4,577.78	54,933.32
CCEA	GRAPHIC SERVICES SUPERVISOR (413)	1	30.7836	5,335.83	64,029.94
CCEA	GRAPHIC SERVICES SUPERVISOR (413)	2	32.3563	5,608.42	67,301.00
CCEA	GRAPHIC SERVICES SUPERVISOR (413)	3	34.0098	5,895.02	70,740.28
CCEA	GRAPHIC SERVICES SUPERVISOR (413)	4	35.7480	6,196.32	74,355.84
CCEA	GRAPHIC SERVICES SUPERVISOR (413)	5	37.5742	6,512.87	78,154.44
CCEA	HEAVY EQUIPMENT OPERATOR (313)	1	26.5428	4,600.74	55,208.92
CCEA	HEAVY EQUIPMENT OPERATOR (313)	2	27.8718	4,831.10	57,973.24
CCEA	HEAVY EQUIPMENT OPERATOR (313)	3	29.2866	5,076.35	60,916.18
CCEA	HEAVY EQUIPMENT OPERATOR (313)	4	30.7836	5,335.83	64,029.94
CCEA	HEAVY EQUIPMENT OPERATOR (313)	5	32.3563	5,608.42	67,301.00
CCEA	HEAVY EQUIPMENT OPERATOR-REG PT (313R)	1	26.5428	4,600.74	55,208.92
CCEA	HEAVY EQUIPMENT OPERATOR-REG PT (313R)	2	27.8718	4,831.10	57,973.24
CCEA	HEAVY EQUIPMENT OPERATOR-REG PT (313R)	3	29.2866	5,076.35	60,916.18

**Culver CITY**  
**Salary Schedule**  
**Effective Date 07/01/2020**

**Exhibit A**

**Note:** For FIRE job titles, the printed hourly rates are for 40-hour employees. To determine the hourly rates for 56-hour employees, divide the annual rate by 2912. (Titles with two codes in parentheses indicate they are 40-hour & 56-hour positions. The first code is for 40-hr, the second one for 56-hr.)

Group	Title	Step	Hourly Rate	Monthly Rate	Annual Rate
CCEA	HEAVY TRUCK DRIVER (312)	1	25.5027	4,420.48	53,045.72
CCEA	HEAVY TRUCK DRIVER (312)	2	26.8079	4,646.70	55,760.38
CCEA	HEAVY TRUCK DRIVER (312)	3	28.1451	4,878.49	58,541.86
CCEA	HEAVY TRUCK DRIVER (312)	4	29.5804	5,127.27	61,527.18
CCEA	HEAVY TRUCK DRIVER (312)	5	31.0922	5,389.32	64,671.88
CCEA	HEAVY TRUCK DRIVER-REG PT (312R)	1	25.5027	4,420.48	53,045.72
CCEA	HEAVY TRUCK DRIVER-REG PT (312R)	2	26.8079	4,646.70	55,760.38
CCEA	HEAVY TRUCK DRIVER-REG PT (312R)	3	28.1451	4,878.49	58,541.86
CCEA	HOUSING ASSISTANT (409)	1	29.2866	5,076.35	60,916.18
CCEA	HOUSING ASSISTANT (409)	2	30.7836	5,335.83	64,029.94
CCEA	HOUSING ASSISTANT (409)	3	32.3563	5,608.42	67,301.00
CCEA	HOUSING ASSISTANT (409)	4	34.0098	5,895.02	70,740.28
CCEA	HOUSING ASSISTANT (409)	5	35.7480	6,196.32	74,355.84
CCEA	HOUSING SPECIALIST (426)	1	34.8681	6,043.81	72,525.70
CCEA	HOUSING SPECIALIST (426)	2	36.6497	6,352.62	76,231.48
CCEA	HOUSING SPECIALIST (426)	3	38.5217	6,677.10	80,125.24
CCEA	HOUSING SPECIALIST (426)	4	40.4907	7,018.40	84,220.76
CCEA	HOUSING SPECIALIST (426)	5	42.5602	7,377.11	88,525.32
CCEA	HUMAN RESOURCES ASSOCIATE (410)	1	33.0274	5,724.75	68,696.94
CCEA	HUMAN RESOURCES ASSOCIATE (410)	2	34.7157	6,017.40	72,208.76
CCEA	HUMAN RESOURCES ASSOCIATE (410)	3	36.4895	6,324.85	75,898.16
CCEA	HUMAN RESOURCES ASSOCIATE (410)	4	38.3550	6,648.20	79,778.40
CCEA	HUMAN RESOURCES ASSOCIATE (410)	5	40.3147	6,987.89	83,854.68
CCEA	HUMAN RESOURCES TECHNICIAN (411)	1	30.0250	5,204.33	62,452.00
CCEA	HUMAN RESOURCES TECHNICIAN (411)	2	31.5598	5,470.36	65,644.28
CCEA	HUMAN RESOURCES TECHNICIAN (411)	3	33.1722	5,749.86	68,998.28
CCEA	HUMAN RESOURCES TECHNICIAN (411)	4	34.8681	6,043.81	72,525.70
CCEA	HUMAN RESOURCES TECHNICIAN (411)	5	36.6497	6,352.62	76,231.48
CCEA	HVAC MAINTENANCE WORKER (326)	1	31.0922	5,389.32	64,671.88
CCEA	HVAC MAINTENANCE WORKER (326)	2	32.6808	5,664.66	67,975.96
CCEA	HVAC MAINTENANCE WORKER (326)	3	34.3516	5,954.28	71,451.38
CCEA	HVAC MAINTENANCE WORKER (326)	4	36.1069	6,258.53	75,102.30
CCEA	HVAC MAINTENANCE WORKER (326)	5	37.9514	6,578.24	78,938.86
CCEA	HVAC TECHNICIAN (339)	1	32.6468	5,658.77	67,905.24
CCEA	HVAC TECHNICIAN (339)	2	34.3084	5,946.79	71,361.42
CCEA	HVAC TECHNICIAN (339)	3	36.0691	6,251.98	75,023.78
CCEA	HVAC TECHNICIAN (339)	4	37.9122	6,571.46	78,857.48
CCEA	HVAC TECHNICIAN (339)	5	39.8490	6,907.16	82,885.92
CCEA	INFORMATION SYSTEMS ANALYST (435)	1	39.2987	6,811.78	81,741.40
CCEA	INFORMATION SYSTEMS ANALYST (435)	2	41.3067	7,159.84	85,918.04
CCEA	INFORMATION SYSTEMS ANALYST (435)	3	43.4173	7,525.66	90,307.88

**Culver CITY**  
**Salary Schedule**  
**Effective Date 07/01/2020**

**Exhibit A**

**Note:** For FIRE job titles, the printed hourly rates are for 40-hour employees. To determine the hourly rates for 56-hour employees, divide the annual rate by 2912. (Titles with two codes in parentheses indicate they are 40-hour & 56-hour positions. The first code is for 40-hr, the second one for 56-hr.)

Group	Title	Step	Hourly Rate	Monthly Rate	Annual Rate
CCEA	INFORMATION SYSTEMS ANALYST (435)	4	45.6356	7,910.18	94,922.10
CCEA	INFORMATION SYSTEMS ANALYST (435)	5	47.9682	8,314.50	99,773.96
CCEA	INFORMATION TECHNOLOGY ANALYST (418)	1	31.8763	5,525.22	66,302.60
CCEA	INFORMATION TECHNOLOGY ANALYST (418)	2	33.5049	5,807.51	69,690.14
CCEA	INFORMATION TECHNOLOGY ANALYST (418)	3	35.2166	6,104.22	73,250.58
CCEA	INFORMATION TECHNOLOGY ANALYST (418)	4	37.0165	6,416.19	76,994.32
CCEA	INFORMATION TECHNOLOGY ANALYST (418)	5	38.9078	6,744.01	80,928.12
CCEA	IRRIGATION MAINTENANCE TECHNIC (304)	1	24.2618	4,205.37	50,464.44
CCEA	IRRIGATION MAINTENANCE TECHNIC (304)	2	25.5027	4,420.48	53,045.72
CCEA	IRRIGATION MAINTENANCE TECHNIC (304)	3	26.8079	4,646.70	55,760.38
CCEA	IRRIGATION MAINTENANCE TECHNIC (304)	4	28.1451	4,878.49	58,541.86
CCEA	IRRIGATION MAINTENANCE TECHNIC (304)	5	29.5804	5,127.27	61,527.18
CCEA	JAILER (218)	1	24.2618	4,205.37	50,464.44
CCEA	JAILER (218)	2	25.5027	4,420.48	53,045.72
CCEA	JAILER (218)	3	26.8079	4,646.70	55,760.38
CCEA	JAILER (218)	4	28.1451	4,878.49	58,541.86
CCEA	JAILER (218)	5	29.5804	5,127.27	61,527.18
CCEA	JAILER - Y-RATE (297)	1	30.8037	5,339.32	64,071.80
CCEA	LABORER (204)	1	20.1738	3,496.78	41,961.40
CCEA	LABORER (204)	2	21.2058	3,675.66	44,107.96
CCEA	LABORER (204)	3	22.2905	3,863.69	46,364.24
CCEA	LABORER (204)	4	23.4297	4,061.16	48,733.88
CCEA	LABORER (204)	5	24.6274	4,268.75	51,224.94
CCEA	LABORER-REG PT (204R)	1	20.1738	3,496.78	41,961.40
CCEA	LABORER-REG PT (204R)	2	21.2058	3,675.66	44,107.96
CCEA	LABORER-REG PT (204R)	3	22.2905	3,863.69	46,364.24
CCEA	LEGAL SECRETARY (412)	1	30.6307	5,309.33	63,711.96
CCEA	LEGAL SECRETARY (412)	2	32.1962	5,580.68	66,968.20
CCEA	LEGAL SECRETARY (412)	3	33.8408	5,865.73	70,388.76
CCEA	LEGAL SECRETARY (412)	4	35.5700	6,165.47	73,985.60
CCEA	LEGAL SECRETARY (412)	5	37.3881	6,480.61	77,767.30
CCEA	MAINTENANCE CARPENTER (319)	1	28.1451	4,878.49	58,541.86
CCEA	MAINTENANCE CARPENTER (319)	2	29.5804	5,127.27	61,527.18
CCEA	MAINTENANCE CARPENTER (319)	3	31.0922	5,389.32	64,671.88
CCEA	MAINTENANCE CARPENTER (319)	4	32.6808	5,664.66	67,975.96
CCEA	MAINTENANCE CARPENTER (319)	5	34.3516	5,954.28	71,451.38
CCEA	MAINTENANCE ELECTRICIAN (328)	1	31.5598	5,470.36	65,644.28
CCEA	MAINTENANCE ELECTRICIAN (328)	2	33.1722	5,749.86	68,998.28
CCEA	MAINTENANCE ELECTRICIAN (328)	3	34.8681	6,043.81	72,525.70
CCEA	MAINTENANCE ELECTRICIAN (328)	4	36.6497	6,352.62	76,231.48

# Culver CITY

## Salary Schedule

### Effective Date 07/01/2020

## Exhibit A

**Note:** For FIRE job titles, the printed hourly rates are for 40-hour employees. To determine the hourly rates for 56-hour employees, divide the annual rate by 2912. (Titles with two codes in parentheses indicate they are 40-hour & 56-hour positions. The first code is for 40-hr, the second one for 56-hr.)

Group	Title	Step	Hourly Rate	Monthly Rate	Annual Rate
CCEA	MAINTENANCE ELECTRICIAN (328)	5	38.5217	6,677.10	80,125.24
CCEA	MAINTENANCE PAINTER (317)	1	28.0080	4,854.72	58,256.64
CCEA	MAINTENANCE PAINTER (317)	2	29.4330	5,101.72	61,220.64
CCEA	MAINTENANCE PAINTER (317)	3	30.9380	5,362.59	64,351.04
CCEA	MAINTENANCE PAINTER (317)	4	32.5185	5,636.54	67,638.48
CCEA	MAINTENANCE PAINTER (317)	5	34.1801	5,924.56	71,094.66
CCEA	MAINTENANCE PLUMBER (329)	1	31.5598	5,470.36	65,644.28
CCEA	MAINTENANCE PLUMBER (329)	2	33.1722	5,749.86	68,998.28
CCEA	MAINTENANCE PLUMBER (329)	3	34.8681	6,043.81	72,525.70
CCEA	MAINTENANCE PLUMBER (329)	4	36.6497	6,352.62	76,231.48
CCEA	MAINTENANCE PLUMBER (329)	5	38.5217	6,677.10	80,125.24
CCEA	MAINTENANCE WORKER I (206)	1	21.0996	3,657.27	43,887.22
CCEA	MAINTENANCE WORKER I (206)	2	22.1796	3,844.47	46,133.62
CCEA	MAINTENANCE WORKER I (206)	3	23.3121	4,040.77	48,489.22
CCEA	MAINTENANCE WORKER I (206)	4	24.5041	4,247.38	50,968.58
CCEA	MAINTENANCE WORKER I (206)	5	25.7588	4,464.85	53,578.20
CCEA	MAINTENANCE WORKER I-REG PT (206R)	1	21.0996	3,657.27	43,887.22
CCEA	MAINTENANCE WORKER I-REG PT (206R)	2	22.1796	3,844.47	46,133.62
CCEA	MAINTENANCE WORKER I-REG PT (206R)	3	23.3121	4,040.77	48,489.22
CCEA	MAINTENANCE WORKER II (213)	1	22.4025	3,883.10	46,597.20
CCEA	MAINTENANCE WORKER II (213)	2	23.5463	4,081.35	48,976.20
CCEA	MAINTENANCE WORKER II (213)	3	24.7510	4,290.17	51,482.08
CCEA	MAINTENANCE WORKER II (213)	4	26.0181	4,509.81	54,117.70
CCEA	MAINTENANCE WORKER II (213)	5	27.3324	4,737.61	56,851.34
CCEA	MAINTENANCE WORKER II-REG PT (213R)	1	22.4025	3,883.10	46,597.20
CCEA	MAINTENANCE WORKER II-REG PT (213R)	2	23.5463	4,081.35	48,976.20
CCEA	MAINTENANCE WORKER II-REG PT (213R)	3	24.7510	4,290.17	51,482.08
CCEA	NETWORK ADMINISTRATOR (440)	1	43.2015	7,488.26	89,859.12
CCEA	NETWORK ADMINISTRATOR (440)	2	45.4093	7,870.94	94,451.24
CCEA	NETWORK ADMINISTRATOR (440)	3	47.7291	8,273.05	99,276.58
CCEA	NETWORK ADMINISTRATOR (440)	4	50.1681	8,695.81	104,349.70
CCEA	NETWORK ADMINISTRATOR (440)	5	52.7325	9,140.30	109,683.60
CCEA	OCCUPANCY SPECIALIST (232)	1	21.5258	3,731.13	44,773.56
CCEA	OCCUPANCY SPECIALIST (232)	2	22.6265	3,921.93	47,063.12
CCEA	OCCUPANCY SPECIALIST (232)	3	23.7828	4,122.34	49,468.12
CCEA	OCCUPANCY SPECIALIST (232)	4	24.9990	4,333.16	51,997.92
CCEA	OCCUPANCY SPECIALIST (232)	5	26.2788	4,554.98	54,659.80
CCEA	OFFICE AUTOMATION SPECIALIST (229)	1	29.1415	5,051.19	60,614.32
CCEA	OFFICE AUTOMATION SPECIALIST (229)	2	30.6307	5,309.33	63,711.96
CCEA	OFFICE AUTOMATION SPECIALIST (229)	3	32.1962	5,580.68	66,968.20

# Culver CITY

## Salary Schedule

### Effective Date 07/01/2020

## Exhibit A

Note: For FIRE job titles, the printed hourly rates are for 40-hour employees. To determine the hourly rates for 56-hour employees, divide the annual rate by 2912. (Titles with two codes in parentheses indicate they are 40-hour & 56-hour positions. The first code is for 40-hr, the second one for 56-hr.)

Group	Title	Step	Hourly Rate	Monthly Rate	Annual Rate
CCEA	OFFICE AUTOMATION SPECIALIST (229)	4	33.8408	5,865.73	70,388.76
CCEA	OFFICE AUTOMATION SPECIALIST (229)	5	35.5700	6,165.47	73,985.60
CCEA	PARK MAINTENANCE CREWLEADER (315)	1	27.3324	4,737.61	56,851.34
CCEA	PARK MAINTENANCE CREWLEADER (315)	2	28.7084	4,976.12	59,713.42
CCEA	PARK MAINTENANCE CREWLEADER (315)	3	30.1757	5,230.46	62,765.56
CCEA	PARK MAINTENANCE CREWLEADER (315)	4	31.7174	5,497.68	65,972.14
CCEA	PARK MAINTENANCE CREWLEADER (315)	5	33.3378	5,778.54	69,342.52
CCEA	PARK PATROL OFFICER (220)	1	24.9990	4,333.16	51,997.92
CCEA	PARK PATROL OFFICER (220)	2	26.2788	4,554.98	54,659.80
CCEA	PARK PATROL OFFICER (220)	3	27.5998	4,783.96	57,407.48
CCEA	PARK PATROL OFFICER (220)	4	28.9965	5,026.06	60,312.72
CCEA	PARK PATROL OFFICER (220)	5	30.4788	5,282.98	63,395.80
CCEA	PARKING ENFORCEMENT OFFICER (214)	1	22.9670	3,980.95	47,771.36
CCEA	PARKING ENFORCEMENT OFFICER (214)	2	24.1419	4,184.59	50,215.10
CCEA	PARKING ENFORCEMENT OFFICER (214)	3	25.3759	4,398.49	52,781.82
CCEA	PARKING ENFORCEMENT OFFICER (214)	4	26.6754	4,623.73	55,484.78
CCEA	PARKING ENFORCEMENT OFFICER (214)	5	28.0080	4,854.72	58,256.64
CCEA	PARKING METER TECHNICIAN (310)	1	26.3796	4,572.47	54,869.62
CCEA	PARKING METER TECHNICIAN (310)	2	27.7308	4,806.66	57,679.96
CCEA	PARKING METER TECHNICIAN (310)	3	29.1227	5,047.94	60,575.32
CCEA	PARKING METER TECHNICIAN (310)	4	30.5985	5,303.74	63,644.88
CCEA	PARKING METER TECHNICIAN (310)	5	32.1621	5,574.77	66,897.22
CCEA	PARKING SUPERVISOR (446)	1	31.5598	5,470.36	65,644.28
CCEA	PARKING SUPERVISOR (446)	2	33.1722	5,749.86	68,998.28
CCEA	PARKING SUPERVISOR (446)	3	34.8681	6,043.81	72,525.70
CCEA	PARKING SUPERVISOR (446)	4	36.6497	6,352.62	76,231.48
CCEA	PARKING SUPERVISOR (446)	5	38.5217	6,677.10	80,125.24
CCEA	PAYROLL TECHNICIAN (423)	1	33.0274	5,724.75	68,696.94
CCEA	PAYROLL TECHNICIAN (423)	2	34.7157	6,017.40	72,208.76
CCEA	PAYROLL TECHNICIAN (423)	3	36.4895	6,324.85	75,898.16
CCEA	PAYROLL TECHNICIAN (423)	4	38.3550	6,648.20	79,778.40
CCEA	PAYROLL TECHNICIAN (423)	5	40.3147	6,987.89	83,854.68
CCEA	PERMIT TECHNICIAN (215)	1	23.5463	4,081.35	48,976.20
CCEA	PERMIT TECHNICIAN (215)	2	24.7510	4,290.17	51,482.08
CCEA	PERMIT TECHNICIAN (215)	3	26.0181	4,509.81	54,117.70
CCEA	PERMIT TECHNICIAN (215)	4	27.3324	4,737.61	56,851.34
CCEA	PERMIT TECHNICIAN (215)	5	28.7084	4,976.12	59,713.42
CCEA	PERMIT TECHNICIAN II (230)	1	27.0782	4,693.56	56,322.76
CCEA	PERMIT TECHNICIAN II (230)	2	28.4636	4,933.70	59,204.34
CCEA	PERMIT TECHNICIAN II (230)	3	29.9209	5,186.29	62,235.42
CCEA	PERMIT TECHNICIAN II (230)	4	31.4322	5,448.26	65,379.08



**Culver CITY**  
**Salary Schedule**  
**Effective Date 07/01/2020**

**Exhibit A**

**Note:** For FIRE job titles, the printed hourly rates are for 40-hour employees. To determine the hourly rates for 56-hour employees, divide the annual rate by 2912. (Titles with two codes in parentheses indicate they are 40-hour & 56-hour positions. The first code is for 40-hr, the second one for 56-hr.)

Group	Title	Step	Hourly Rate	Monthly Rate	Annual Rate
CCEA	PERMIT TECHNICIAN II (230)	5	33.0146	5,722.54	68,670.42
CCEA	PERMIT TECHNICIAN-REG PT (215R)	1	23.5463	4,081.35	48,976.20
CCEA	PERMIT TECHNICIAN-REG PT (215R)	2	24.7510	4,290.17	51,482.08
CCEA	PERMIT TECHNICIAN-REG PT (215R)	3	26.0181	4,509.81	54,117.70
CCEA	PLAN CHECK ENGINEER (436)	1	40.4656	7,014.04	84,168.50
CCEA	PLAN CHECK ENGINEER (436)	2	42.5329	7,372.37	88,468.38
CCEA	PLAN CHECK ENGINEER (436)	3	44.7065	7,749.13	92,989.52
CCEA	PLAN CHECK ENGINEER (436)	4	46.9910	8,145.11	97,741.28
CCEA	PLAN CHECK ENGINEER (436)	5	49.3931	8,561.48	102,737.70
CCEA	PLANNING TECHNICIAN (400)	1	24.9990	4,333.16	51,997.92
CCEA	PLANNING TECHNICIAN (400)	2	26.2788	4,554.98	54,659.80
CCEA	PLANNING TECHNICIAN (400)	3	27.5998	4,783.96	57,407.48
CCEA	PLANNING TECHNICIAN (400)	4	28.9965	5,026.06	60,312.72
CCEA	PLANNING TECHNICIAN (400)	5	30.4788	5,282.98	63,395.80
CCEA	PLANNING TECHNICIAN II (449)	1	31.5598	5,470.36	65,644.28
CCEA	PLANNING TECHNICIAN II (449)	2	33.1722	5,749.86	68,998.28
CCEA	PLANNING TECHNICIAN II (449)	3	34.8681	6,043.81	72,525.70
CCEA	PLANNING TECHNICIAN II (449)	4	36.6497	6,352.62	76,231.48
CCEA	PLANNING TECHNICIAN II (449)	5	38.5217	6,677.10	80,125.24
CCEA	POLICE RCRDS/PROPERTY SPRVSR (447)	1	31.5598	5,470.36	65,644.28
CCEA	POLICE RCRDS/PROPERTY SPRVSR (447)	2	33.1722	5,749.86	68,998.28
CCEA	POLICE RCRDS/PROPERTY SPRVSR (447)	3	34.8681	6,043.81	72,525.70
CCEA	POLICE RCRDS/PROPERTY SPRVSR (447)	4	36.6497	6,352.62	76,231.48
CCEA	POLICE RCRDS/PROPERTY SPRVSR (447)	5	38.5217	6,677.10	80,125.24
CCEA	POLICE RECORDS TECH-Y-RATE (296)	1	30.8037	5,339.32	64,071.80
CCEA	POLICE RECORDS TECHNICIAN (208)	1	21.5258	3,731.13	44,773.56
CCEA	POLICE RECORDS TECHNICIAN (208)	2	22.6265	3,921.93	47,063.12
CCEA	POLICE RECORDS TECHNICIAN (208)	3	23.7828	4,122.34	49,468.12
CCEA	POLICE RECORDS TECHNICIAN (208)	4	24.9990	4,333.16	51,997.92
CCEA	POLICE RECORDS TECHNICIAN (208)	5	26.2788	4,554.98	54,659.80
CCEA	POOL MAINTENANCE TECHNICIAN (330)	1	31.5598	5,470.36	65,644.28
CCEA	POOL MAINTENANCE TECHNICIAN (330)	2	33.1722	5,749.86	68,998.28
CCEA	POOL MAINTENANCE TECHNICIAN (330)	3	34.8681	6,043.81	72,525.70
CCEA	POOL MAINTENANCE TECHNICIAN (330)	4	36.6497	6,352.62	76,231.48
CCEA	POOL MAINTENANCE TECHNICIAN (330)	5	38.5217	6,677.10	80,125.24
CCEA	PROPERTY INSPECTOR (443)	1	34.5231	5,984.01	71,808.10
CCEA	PROPERTY INSPECTOR (443)	2	36.2876	6,289.86	75,478.26
CCEA	PROPERTY INSPECTOR (443)	3	38.1412	6,611.15	79,333.80
CCEA	PROPERTY INSPECTOR (443)	4	40.0908	6,949.06	83,388.76
CCEA	PROPERTY INSPECTOR (443)	5	42.1388	7,304.05	87,648.60

# Culver CITY

## Salary Schedule

### Effective Date 07/01/2020

## Exhibit A

**Note:** For FIRE job titles, the printed hourly rates are for 40-hour employees. To determine the hourly rates for 56-hour employees, divide the annual rate by 2912. (Titles with two codes in parentheses indicate they are 40-hour & 56-hour positions. The first code is for 40-hr, the second one for 56-hr.)

Group	Title	Step	Hourly Rate	Monthly Rate	Annual Rate
CCEA	PROPERTY TECHNICIAN (221)	1	25.2503	4,376.71	52,520.52
CCEA	PROPERTY TECHNICIAN (221)	2	26.5428	4,600.74	55,208.92
CCEA	PROPERTY TECHNICIAN (221)	3	27.8718	4,831.10	57,973.24
CCEA	PROPERTY TECHNICIAN (221)	4	29.2866	5,076.35	60,916.18
CCEA	PROPERTY TECHNICIAN (221)	5	30.7836	5,335.83	64,029.94
CCEA	PUBLIC WORKS INSPECTOR (417)	1	31.7174	5,497.68	65,972.14
CCEA	PUBLIC WORKS INSPECTOR (417)	2	33.3378	5,778.54	69,342.52
CCEA	PUBLIC WORKS INSPECTOR (417)	3	35.0418	6,073.90	72,886.84
CCEA	PUBLIC WORKS INSPECTOR (417)	4	36.8326	6,384.32	76,611.86
CCEA	PUBLIC WORKS INSPECTOR (417)	5	38.7148	6,710.56	80,526.68
CCEA	REC & COMMUNITY SVCS COORDINAT (454)	1	29.2866	5,076.35	60,916.18
CCEA	REC & COMMUNITY SVCS COORDINAT (454)	2	30.7836	5,335.83	64,029.94
CCEA	REC & COMMUNITY SVCS COORDINAT (454)	3	32.3563	5,608.42	67,301.00
CCEA	REC & COMMUNITY SVCS COORDINAT (454)	4	34.0098	5,895.02	70,740.28
CCEA	REC & COMMUNITY SVCS COORDINAT (454)	5	35.7480	6,196.32	74,355.84
CCEA	REC & COMMUNITY SVCS COORDINAT-REG PT (454R)	1	29.2866	5,076.35	60,916.18
CCEA	REC & COMMUNITY SVCS COORDINAT-REG PT (454R)	2	30.7836	5,335.83	64,029.94
CCEA	REC & COMMUNITY SVCS COORDINAT-REG PT (454R)	3	32.3563	5,608.42	67,301.00
CCEA	RECORDS MGMT COORDINATOR (450)	1	30.0250	5,204.33	62,452.00
CCEA	RECORDS MGMT COORDINATOR (450)	2	31.5598	5,470.36	65,644.28
CCEA	RECORDS MGMT COORDINATOR (450)	3	33.1722	5,749.86	68,998.28
CCEA	RECORDS MGMT COORDINATOR (450)	4	34.8681	6,043.81	72,525.70
CCEA	RECORDS MGMT COORDINATOR (450)	5	36.6497	6,352.62	76,231.48
CCEA	RECREATION COORDINATOR (227)	1	28.5654	4,951.33	59,415.98
CCEA	RECREATION COORDINATOR (227)	2	30.0250	5,204.33	62,452.00
CCEA	RECREATION COORDINATOR (227)	3	31.5598	5,470.36	65,644.28
CCEA	RECREATION COORDINATOR (227)	4	33.1722	5,749.86	68,998.28
CCEA	RECREATION COORDINATOR (227)	5	34.8681	6,043.81	72,525.70
CCEA	RECREATION COORDINATOR-REG PT (227R)	1	28.5654	4,951.33	59,415.98
CCEA	RECREATION COORDINATOR-REG PT (227R)	2	30.0250	5,204.33	62,452.00
CCEA	RECREATION COORDINATOR-REG PT (227R)	3	31.5598	5,470.36	65,644.28
CCEA	SAFETY OFFICER (444)	1	34.6944	6,013.69	72,164.30
CCEA	SAFETY OFFICER (444)	2	36.4669	6,320.93	75,851.10
CCEA	SAFETY OFFICER (444)	3	38.3307	6,644.00	79,727.96
CCEA	SAFETY OFFICER (444)	4	40.2896	6,983.54	83,802.42
CCEA	SAFETY OFFICER (444)	5	42.3478	7,340.28	88,083.32
CCEA	SAFETY SERVICES COMM OPER (225)	1	27.1987	4,714.45	56,573.40
CCEA	SAFETY SERVICES COMM OPER (225)	2	28.5654	4,951.33	59,415.98
CCEA	SAFETY SERVICES COMM OPER (225)	3	30.0250	5,204.33	62,452.00

# Culver CITY

## Salary Schedule

### Effective Date 07/01/2020

## Exhibit A

Note: For FIRE job titles, the printed hourly rates are for 40-hour employees. To determine the hourly rates for 56-hour employees, divide the annual rate by 2912. (Titles with two codes in parentheses indicate they are 40-hour & 56-hour positions. The first code is for 40-hr, the second one for 56-hr.)

Group	Title	Step	Hourly Rate	Monthly Rate	Annual Rate
CCEA	SAFETY SERVICES COMM OPER (225)	4	31.5598	5,470.36	65,644.28
CCEA	SAFETY SERVICES COMM OPER (225)	5	33.1722	5,749.86	68,998.28
CCEA	SANITATION COLLECTOR (301)	1	21.7419	3,768.59	45,223.10
CCEA	SANITATION COLLECTOR (301)	2	22.8539	3,961.34	47,536.06
CCEA	SANITATION COLLECTOR (301)	3	24.0218	4,163.77	49,965.24
CCEA	SANITATION COLLECTOR (301)	4	25.2503	4,376.71	52,520.52
CCEA	SANITATION COLLECTOR (301)	5	26.5428	4,600.74	55,208.92
CCEA	SANITATION DISPATCH (226)	1	27.8718	4,831.10	57,973.24
CCEA	SANITATION DISPATCH (226)	2	29.2866	5,076.35	60,916.18
CCEA	SANITATION DISPATCH (226)	3	30.7836	5,335.83	64,029.94
CCEA	SANITATION DISPATCH (226)	4	32.3563	5,608.42	67,301.00
CCEA	SANITATION DISPATCH (226)	5	34.0098	5,895.02	70,740.28
CCEA	SANITATION DISPATCH-REG PT (226R)	1	27.8718	4,831.10	57,973.24
CCEA	SANITATION DISPATCH-REG PT (226R)	2	29.2866	5,076.35	60,916.18
CCEA	SANITATION DISPATCH-REG PT (226R)	3	30.7836	5,335.83	64,029.94
CCEA	SANITATION DRIVER (306)	1	24.6274	4,268.75	51,224.94
CCEA	SANITATION DRIVER (306)	2	25.8880	4,487.25	53,847.04
CCEA	SANITATION DRIVER (306)	3	27.1987	4,714.45	56,573.40
CCEA	SANITATION DRIVER (306)	4	28.5654	4,951.33	59,415.98
CCEA	SANITATION DRIVER (306)	5	30.0250	5,204.33	62,452.00
CCEA	SANITATION DRIVER-REG PT (306R)	1	24.6274	4,268.75	51,224.94
CCEA	SANITATION DRIVER-REG PT (306R)	2	25.8880	4,487.25	53,847.04
CCEA	SANITATION DRIVER-REG PT (306R)	3	27.1987	4,714.45	56,573.40
CCEA	SANITATION ROLL-OFF DRIVER (311)	1	25.1234	4,354.72	52,256.62
CCEA	SANITATION ROLL-OFF DRIVER (311)	2	26.4102	4,577.78	54,933.32
CCEA	SANITATION ROLL-OFF DRIVER (311)	3	27.7359	4,807.55	57,690.62
CCEA	SANITATION ROLL-OFF DRIVER (311)	4	29.1415	5,051.19	60,614.32
CCEA	SANITATION ROLL-OFF DRIVER (311)	5	30.6307	5,309.33	63,711.96
CCEA	SCOUT VEHICLE OPERATOR (212)	1	22.1796	3,844.47	46,133.62
CCEA	SCOUT VEHICLE OPERATOR (212)	2	23.3121	4,040.77	48,489.22
CCEA	SCOUT VEHICLE OPERATOR (212)	3	24.5041	4,247.38	50,968.58
CCEA	SCOUT VEHICLE OPERATOR (212)	4	25.7588	4,464.85	53,578.20
CCEA	SCOUT VEHICLE OPERATOR (212)	5	27.0663	4,691.48	56,297.80
CCEA	SCOUT VEHICLE OPERATOR-REG PT (212R)	1	22.1796	3,844.47	46,133.62
CCEA	SCOUT VEHICLE OPERATOR-REG PT (212R)	2	23.3121	4,040.77	48,489.22
CCEA	SCOUT VEHICLE OPERATOR-REG PT (212R)	3	24.5041	4,247.38	50,968.58
CCEA	SECRETARY (216)	1	23.5463	4,081.35	48,976.20
CCEA	SECRETARY (216)	2	24.7510	4,290.17	51,482.08
CCEA	SECRETARY (216)	3	26.0181	4,509.81	54,117.70
CCEA	SECRETARY (216)	4	27.3324	4,737.61	56,851.34

**Culver CITY**  
**Salary Schedule**  
**Effective Date 07/01/2020**

**Exhibit A**

**Note:** For FIRE job titles, the printed hourly rates are for 40-hour employees. To determine the hourly rates for 56-hour employees, divide the annual rate by 2912. (Titles with two codes in parentheses indicate they are 40-hour & 56-hour positions. The first code is for 40-hr, the second one for 56-hr.)

Group	Title	Step	Hourly Rate	Monthly Rate	Annual Rate
CCEA	SECRETARY (216)	5	28.7084	4,976.12	59,713.42
CCEA	SECRETARY Y-RATE (295)	1	31.2810	5,422.04	65,064.48
CCEA	SERVICE DESK TECHNICIAN (403)	1	27.7359	4,807.55	57,690.62
CCEA	SERVICE DESK TECHNICIAN (403)	2	29.1415	5,051.19	60,614.32
CCEA	SERVICE DESK TECHNICIAN (403)	3	30.6307	5,309.33	63,711.96
CCEA	SERVICE DESK TECHNICIAN (403)	4	32.1962	5,580.68	66,968.20
CCEA	SERVICE DESK TECHNICIAN (403)	5	33.8408	5,865.73	70,388.76
CCEA	SEWER LIFT STATION ELECTRO MEC (318)	1	28.0080	4,854.72	58,256.64
CCEA	SEWER LIFT STATION ELECTRO MEC (318)	2	29.4330	5,101.72	61,220.64
CCEA	SEWER LIFT STATION ELECTRO MEC (318)	3	30.9380	5,362.59	64,351.04
CCEA	SEWER LIFT STATION ELECTRO MEC (318)	4	32.5185	5,636.54	67,638.48
CCEA	SEWER LIFT STATION ELECTRO MEC (318)	5	34.1801	5,924.56	71,094.66
CCEA	SOLID WASTE & RECYC CRW SPVR (405)	1	32.9298	5,707.82	68,493.88
CCEA	SOLID WASTE & RECYC CRW SPVR (405)	2	34.6091	5,998.92	71,986.98
CCEA	SOLID WASTE & RECYC CRW SPVR (405)	3	36.3780	6,305.52	75,666.24
CCEA	SOLID WASTE & RECYC CRW SPVR (405)	4	38.2366	6,627.68	79,532.18
CCEA	SOLID WASTE & RECYC CRW SPVR (405)	5	40.1913	6,966.48	83,597.80
CCEA	SR & SOCIAL SERVICES SPEC (408)	1	29.2866	5,076.35	60,916.18
CCEA	SR & SOCIAL SERVICES SPEC (408)	2	30.7836	5,335.83	64,029.94
CCEA	SR & SOCIAL SERVICES SPEC (408)	3	32.3563	5,608.42	67,301.00
CCEA	SR & SOCIAL SERVICES SPEC (408)	4	34.0098	5,895.02	70,740.28
CCEA	SR & SOCIAL SERVICES SPEC (408)	5	35.7480	6,196.32	74,355.84
CCEA	SR ACCOUNT CLERK (217)	1	23.7828	4,122.34	49,468.12
CCEA	SR ACCOUNT CLERK (217)	2	24.9990	4,333.16	51,997.92
CCEA	SR ACCOUNT CLERK (217)	3	26.2788	4,554.98	54,659.80
CCEA	SR ACCOUNT CLERK (217)	4	27.5998	4,783.96	57,407.48
CCEA	SR ACCOUNT CLERK (217)	5	28.9965	5,026.06	60,312.72
CCEA	SR COMP PROGRAMMER ANALYST (442)	1	45.6356	7,910.18	94,922.10
CCEA	SR COMP PROGRAMMER ANALYST (442)	2	47.9682	8,314.50	99,773.96
CCEA	SR COMP PROGRAMMER ANALYST (442)	3	50.4193	8,739.34	104,872.04
CCEA	SR COMP PROGRAMMER ANALYST (442)	4	52.9953	9,185.84	110,230.12
CCEA	SR COMP PROGRAMMER ANALYST (442)	5	55.7038	9,655.32	115,863.80
CCEA	SR ENGINEERING TECHNICIAN (416)	1	31.7174	5,497.68	65,972.14
CCEA	SR ENGINEERING TECHNICIAN (416)	2	33.3378	5,778.54	69,342.52
CCEA	SR ENGINEERING TECHNICIAN (416)	3	35.0418	6,073.90	72,886.84
CCEA	SR ENGINEERING TECHNICIAN (416)	4	36.8326	6,384.32	76,611.86
CCEA	SR ENGINEERING TECHNICIAN (416)	5	38.7148	6,710.56	80,526.68
CCEA	SR FLEET SERVICES TECHNICIAN (321)	1	28.5654	4,951.33	59,415.98
CCEA	SR FLEET SERVICES TECHNICIAN (321)	2	30.0250	5,204.33	62,452.00
CCEA	SR FLEET SERVICES TECHNICIAN (321)	3	31.5598	5,470.36	65,644.28

**Culver CITY**  
**Salary Schedule**  
**Effective Date 07/01/2020**

**Exhibit A**

**Note:** For FIRE job titles, the printed hourly rates are for 40-hour employees. To determine the hourly rates for 56-hour employees, divide the annual rate by 2912. (Titles with two codes in parentheses indicate they are 40-hour & 56-hour positions. The first code is for 40-hr, the second one for 56-hr.)

Group	Title	Step	Hourly Rate	Monthly Rate	Annual Rate
CCEA	SR FLEET SERVICES TECHNICIAN (321)	4	33.1722	5,749.86	68,998.28
CCEA	SR FLEET SERVICES TECHNICIAN (321)	5	34.8681	6,043.81	72,525.70
CCEA	SR FORENSIC SPECIALIST (448)	1	38.9329	6,748.37	80,980.38
CCEA	SR FORENSIC SPECIALIST (448)	2	40.9220	7,093.15	85,117.76
CCEA	SR FORENSIC SPECIALIST (448)	3	43.0136	7,455.70	89,468.34
CCEA	SR FORENSIC SPECIALIST (448)	4	45.2111	7,836.60	94,039.14
CCEA	SR FORENSIC SPECIALIST (448)	5	47.5217	8,237.10	98,845.24
CCEA	SR JAILER (404)	1	28.1451	4,878.49	58,541.86
CCEA	SR JAILER (404)	2	29.5804	5,127.27	61,527.18
CCEA	SR JAILER (404)	3	31.0922	5,389.32	64,671.88
CCEA	SR JAILER (404)	4	32.6808	5,664.66	67,975.96
CCEA	SR JAILER (404)	5	34.3516	5,954.28	71,451.38
CCEA	SR PUBLIC WORKS INSPECTOR (445)	1	35.7480	6,196.32	74,355.84
CCEA	SR PUBLIC WORKS INSPECTOR (445)	2	37.5742	6,512.87	78,154.44
CCEA	SR PUBLIC WORKS INSPECTOR (445)	3	39.4953	6,845.84	82,150.12
CCEA	SR PUBLIC WORKS INSPECTOR (445)	4	41.5135	7,195.67	86,348.08
CCEA	SR PUBLIC WORKS INSPECTOR (445)	5	43.6346	7,563.34	90,760.02
CCEA	SR WELDER (340)	1	30.2914	5,250.51	63,006.06
CCEA	SR WELDER (340)	2	31.8397	5,518.89	66,226.68
CCEA	SR WELDER (340)	3	33.4664	5,800.84	69,610.06
CCEA	SR WELDER (340)	4	35.3512	6,127.55	73,530.60
CCEA	SR WELDER (340)	5	36.9742	6,408.87	76,906.44
CCEA	STAFF ASST/SOLID WASTE OPS (421)	1	34.6944	6,013.69	72,164.30
CCEA	STAFF ASST/SOLID WASTE OPS (421)	2	36.4669	6,320.93	75,851.10
CCEA	STAFF ASST/SOLID WASTE OPS (421)	3	38.3307	6,644.00	79,727.96
CCEA	STAFF ASST/SOLID WASTE OPS (421)	4	40.2896	6,983.54	83,802.42
CCEA	STAFF ASST/SOLID WASTE OPS (421)	5	42.3478	7,340.28	88,083.32
CCEA	STORES SPECIALIST (211)	1	22.1785	3,844.27	46,131.28
CCEA	STORES SPECIALIST (211)	2	23.3132	4,040.96	48,491.56
CCEA	STORES SPECIALIST (211)	3	24.5044	4,247.43	50,969.10
CCEA	STORES SPECIALIST (211)	4	25.7578	4,464.68	53,576.12
CCEA	STORES SPECIALIST (211)	5	27.0761	4,693.20	56,318.34
CCEA	STREET LIGHTS TECHNICIAN (331)	1	31.5598	5,470.36	65,644.28
CCEA	STREET LIGHTS TECHNICIAN (331)	2	33.1722	5,749.86	68,998.28
CCEA	STREET LIGHTS TECHNICIAN (331)	3	34.8681	6,043.81	72,525.70
CCEA	STREET LIGHTS TECHNICIAN (331)	4	36.6497	6,352.62	76,231.48
CCEA	STREET LIGHTS TECHNICIAN (331)	5	38.5217	6,677.10	80,125.24
CCEA	STREET MAINTENANCE CREW LEADER (323)	1	30.0250	5,204.33	62,452.00
CCEA	STREET MAINTENANCE CREW LEADER (323)	2	31.5598	5,470.36	65,644.28
CCEA	STREET MAINTENANCE CREW LEADER (323)	3	33.1722	5,749.86	68,998.28
CCEA	STREET MAINTENANCE CREW LEADER (323)	4	34.8681	6,043.81	72,525.70

**Culver CITY**  
**Salary Schedule**  
**Effective Date 07/01/2020**

**Exhibit A**

**Note:** For FIRE job titles, the printed hourly rates are for 40-hour employees. To determine the hourly rates for 56-hour employees, divide the annual rate by 2912. (Titles with two codes in parentheses indicate they are 40-hour & 56-hour positions. The first code is for 40-hr, the second one for 56-hr.)

Group	Title	Step	Hourly Rate	Monthly Rate	Annual Rate
CCEA	STREET MAINTENANCE CREW LEADER (323)	5	36.6497	6,352.62	76,231.48
CCEA	STRUCTURAL REHAB SPECIALIST (334)	1	36.2492	6,283.20	75,398.44
CCEA	STRUCTURAL REHAB SPECIALIST (334)	2	38.1020	6,604.35	79,252.16
CCEA	STRUCTURAL REHAB SPECIALIST (334)	3	40.0483	6,941.70	83,300.36
CCEA	STRUCTURAL REHAB SPECIALIST (334)	4	42.0953	7,296.51	87,558.12
CCEA	STRUCTURAL REHAB SPECIALIST (334)	5	44.2456	7,669.24	92,030.90
CCEA	SUBDRAIN CREWLEADER (324)	1	30.0250	5,204.33	62,452.00
CCEA	SUBDRAIN CREWLEADER (324)	2	31.5598	5,470.36	65,644.28
CCEA	SUBDRAIN CREWLEADER (324)	3	33.1722	5,749.86	68,998.28
CCEA	SUBDRAIN CREWLEADER (324)	4	34.8681	6,043.81	72,525.70
CCEA	SUBDRAIN CREWLEADER (324)	5	36.6497	6,352.62	76,231.48
CCEA	SUBDRAIN WORKER (302)	1	22.9670	3,980.95	47,771.36
CCEA	SUBDRAIN WORKER (302)	2	24.1419	4,184.59	50,215.10
CCEA	SUBDRAIN WORKER (302)	3	25.3759	4,398.49	52,781.82
CCEA	SUBDRAIN WORKER (302)	4	26.6754	4,623.73	55,484.78
CCEA	SUBDRAIN WORKER (302)	5	28.0080	4,854.72	58,256.64
CCEA	TELECOMMUNICATIONS ANALYST (430)	1	40.5159	7,022.75	84,273.02
CCEA	TELECOMMUNICATIONS ANALYST (430)	2	42.5863	7,381.62	88,579.40
CCEA	TELECOMMUNICATIONS ANALYST (430)	3	44.7624	7,758.81	93,105.74
CCEA	TELECOMMUNICATIONS ANALYST (430)	4	47.0503	8,155.38	97,864.52
CCEA	TELECOMMUNICATIONS ANALYST (430)	5	49.4537	8,571.98	102,863.80
CCEA	TRAFFIC PAINTER (308)	1	24.9990	4,333.16	51,997.92
CCEA	TRAFFIC PAINTER (308)	2	26.2788	4,554.98	54,659.80
CCEA	TRAFFIC PAINTER (308)	3	27.5998	4,783.96	57,407.48
CCEA	TRAFFIC PAINTER (308)	4	28.9965	5,026.06	60,312.72
CCEA	TRAFFIC PAINTER (308)	5	30.4788	5,282.98	63,395.80
CCEA	TRAFFIC PAINTING CREWLEADER (325)	1	30.4788	5,282.98	63,395.80
CCEA	TRAFFIC PAINTING CREWLEADER (325)	2	32.0351	5,552.76	66,633.06
CCEA	TRAFFIC PAINTING CREWLEADER (325)	3	33.6728	5,836.61	70,039.32
CCEA	TRAFFIC PAINTING CREWLEADER (325)	4	35.3938	6,134.92	73,619.00
CCEA	TRAFFIC PAINTING CREWLEADER (325)	5	37.2018	6,448.30	77,379.64
CCEA	TRAFFIC SIGNAL TECHNICIAN (336)	1	37.2018	6,448.30	77,379.64
CCEA	TRAFFIC SIGNAL TECHNICIAN (336)	2	39.1033	6,777.90	81,334.76
CCEA	TRAFFIC SIGNAL TECHNICIAN (336)	3	41.1011	7,124.20	85,490.34
CCEA	TRAFFIC SIGNAL TECHNICIAN (336)	4	43.2015	7,488.26	89,859.12
CCEA	TRAFFIC SIGNAL TECHNICIAN (336)	5	45.4093	7,870.94	94,451.24
CCEA	TRAINING & SAFETY INSTRUCTOR (414)	1	34.0098	5,895.02	70,740.28
CCEA	TRAINING & SAFETY INSTRUCTOR (414)	2	35.7480	6,196.32	74,355.84
CCEA	TRAINING & SAFETY INSTRUCTOR (414)	3	37.5742	6,512.87	78,154.44
CCEA	TRAINING & SAFETY INSTRUCTOR (414)	4	39.4953	6,845.84	82,150.12
CCEA	TRAINING & SAFETY INSTRUCTOR (414)	5	41.5135	7,195.67	86,348.08

**Culver CITY**  
**Salary Schedule**  
**Effective Date 07/01/2020**

**Exhibit A**

**Note:** For FIRE job titles, the printed hourly rates are for 40-hour employees. To determine the hourly rates for 56-hour employees, divide the annual rate by 2912. (Titles with two codes in parentheses indicate they are 40-hour & 56-hour positions. The first code is for 40-hr, the second one for 56-hr.)

Group	Title	Step	Hourly Rate	Monthly Rate	Annual Rate
CCEA	TRANSIT OPERATIONS SUPERVISOR (407)	1	32.3563	5,608.42	67,301.00
CCEA	TRANSIT OPERATIONS SUPERVISOR (407)	2	34.0098	5,895.02	70,740.28
CCEA	TRANSIT OPERATIONS SUPERVISOR (407)	3	35.7480	6,196.32	74,355.84
CCEA	TRANSIT OPERATIONS SUPERVISOR (407)	4	37.5742	6,512.87	78,154.44
CCEA	TRANSIT OPERATIONS SUPERVISOR (407)	5	39.4953	6,845.84	82,150.12
CCEA	URBAN FORESTER (316)	1	28.7087	4,976.18	59,714.20
CCEA	URBAN FORESTER (316)	2	30.1762	5,230.55	62,766.60
CCEA	URBAN FORESTER (316)	3	31.7170	5,497.61	65,971.36
CCEA	URBAN FORESTER (316)	4	33.3380	5,778.59	69,343.04
CCEA	URBAN FORESTER (316)	5	35.0420	6,073.95	72,887.36
CCEA	VAN DRIVER (300)	1	20.2745	3,514.25	42,170.96
CCEA	VAN DRIVER (300)	2	21.2058	3,675.66	44,107.96
CCEA	VAN DRIVER (300)	3	22.2905	3,863.69	46,364.24
CCEA	VAN DRIVER (300)	4	23.4297	4,061.16	48,733.88
CCEA	VAN DRIVER (300)	5	24.6274	4,268.75	51,224.94
CCEA	WAREHOUSE SUPERVISOR (401)	1	27.7980	4,818.32	57,819.84
CCEA	WAREHOUSE SUPERVISOR (401)	2	29.2206	5,064.91	60,778.90
CCEA	WAREHOUSE SUPERVISOR (401)	3	30.6781	5,317.54	63,810.50
CCEA	WAREHOUSE SUPERVISOR (401)	4	32.2427	5,588.74	67,064.92
CCEA	WAREHOUSE SUPERVISOR (401)	5	33.8906	5,874.38	70,492.50
CCEA	WEBMASTER (441)	1	44.9579	7,792.70	93,512.38
CCEA	WEBMASTER (441)	2	47.2562	8,191.08	98,293.00
CCEA	WEBMASTER (441)	3	49.6709	8,609.62	103,315.42
CCEA	WEBMASTER (441)	4	52.2090	9,049.56	108,594.72
CCEA	WEBMASTER (441)	5	54.8765	9,511.93	114,143.12
CCEA	WELDER (320)	1	28.8490	5,000.49	60,005.92
CCEA	WELDER (320)	2	30.3236	5,256.10	63,073.14
CCEA	WELDER (320)	3	31.8727	5,524.61	66,295.32
CCEA	WELDER (320)	4	33.6678	5,835.74	70,028.92
CCEA	WELDER (320)	5	35.2136	6,103.70	73,244.34
CCEA	WELDER-REG PT (320R)	1	28.8490	5,000.49	60,005.92
CCEA	WELDER-REG PT (320R)	2	30.3236	5,256.10	63,073.14
CCEA	WELDER-REG PT (320R)	3	31.8727	5,524.61	66,295.32

# Culver CITY

## Salary Schedule

### Effective Date 07/01/2020

## Exhibit A

**Note:** For FIRE job titles, the printed hourly rates are for 40-hour employees. To determine the hourly rates for 56-hour employees, divide the annual rate by 2912. (Titles with two codes in parentheses indicate they are 40-hour & 56-hour positions. The first code is for 40-hr, the second one for 56-hr.)

Group	Title	Step	Hourly Rate	Monthly Rate	Annual Rate
CCMG	ACCOUNTG & INVESTMENTS MANAGER (837)	1	54.0895	9,375.51	112,506.16
CCMG	ACCOUNTG & INVESTMENTS MANAGER (837)	2	56.8540	9,854.69	118,256.32
CCMG	ACCOUNTG & INVESTMENTS MANAGER (837)	3	59.7582	10,358.10	124,297.16
CCMG	ACCOUNTG & INVESTMENTS MANAGER (837)	4	62.8125	10,887.50	130,650.00
CCMG	ACCOUNTG & INVESTMENTS MANAGER (837)	5	66.0218	11,443.77	137,325.24
CCMG	ACCOUNTING OPERATIONS MANAGER (803)	1	49.1722	8,523.19	102,278.28
CCMG	ACCOUNTING OPERATIONS MANAGER (803)	2	51.6854	8,958.80	107,505.58
CCMG	ACCOUNTING OPERATIONS MANAGER (803)	3	54.3257	9,416.46	112,997.56
CCMG	ACCOUNTING OPERATIONS MANAGER (803)	4	57.1022	9,897.72	118,772.68
CCMG	ACCOUNTING OPERATIONS MANAGER (803)	5	60.0199	10,403.45	124,841.34
CCMG	ADVANCE PLANNING MANAGER (826)	1	63.7185	11,044.54	132,534.48
CCMG	ADVANCE PLANNING MANAGER (826)	2	66.9754	11,609.07	139,308.78
CCMG	ADVANCE PLANNING MANAGER (826)	3	70.3978	12,202.28	146,427.32
CCMG	ADVANCE PLANNING MANAGER (826)	4	73.9951	12,825.82	153,909.86
CCMG	ADVANCE PLANNING MANAGER (826)	5	77.7754	13,481.07	161,772.78
CCMG	ASSISTANT CITY ATTORNEY (818)	1	81.5611	14,137.26	169,647.14
CCMG	ASSISTANT CITY ATTORNEY (818)	2	85.7305	14,859.95	178,319.44
CCMG	ASSISTANT CITY ATTORNEY (818)	3	90.1105	15,619.15	187,429.84
CCMG	ASSISTANT CITY ATTORNEY (818)	4	94.7143	16,417.14	197,005.64
CCMG	ASSISTANT CITY ATTORNEY (818)	5	99.5533	17,255.90	207,070.76
CCMG	ASST CHIEF FINANCIAL OFFICER (824)	1	66.9754	11,609.07	139,308.78
CCMG	ASST CHIEF FINANCIAL OFFICER (824)	2	70.3978	12,202.28	146,427.32
CCMG	ASST CHIEF FINANCIAL OFFICER (824)	3	73.9951	12,825.82	153,909.86
CCMG	ASST CHIEF FINANCIAL OFFICER (824)	4	77.7754	13,481.07	161,772.78
CCMG	ASST CHIEF FINANCIAL OFFICER (824)	5	81.7501	14,170.02	170,040.26
CCMG	ASST CHIEF TRANSPRTN OFFICER (821)	1	61.8406	10,719.04	128,628.50
CCMG	ASST CHIEF TRANSPRTN OFFICER (821)	2	65.0007	11,266.80	135,201.56
CCMG	ASST CHIEF TRANSPRTN OFFICER (821)	3	68.3217	11,842.44	142,109.24
CCMG	ASST CHIEF TRANSPRTN OFFICER (821)	4	71.8128	12,447.54	149,370.52
CCMG	ASST CHIEF TRANSPRTN OFFICER (821)	5	75.4823	13,083.59	157,003.08
CCMG	ASST ENVRN PROGAMS/OPS MGR (832)	1	51.1713	8,869.68	106,436.20
CCMG	ASST ENVRN PROGAMS/OPS MGR (832)	2	53.7871	9,323.10	111,877.22
CCMG	ASST ENVRN PROGAMS/OPS MGR (832)	3	56.5357	9,799.53	117,594.36
CCMG	ASST ENVRN PROGAMS/OPS MGR (832)	4	59.4243	10,300.20	123,602.44
CCMG	ASST ENVRN PROGAMS/OPS MGR (832)	5	62.4598	10,826.36	129,916.28
CCMG	ASST MAINT OPERATIONS MANAGER (823)	1	45.4026	7,869.79	94,437.46
CCMG	ASST MAINT OPERATIONS MANAGER (823)	2	47.7223	8,271.86	99,262.28
CCMG	ASST MAINT OPERATIONS MANAGER (823)	3	50.1607	8,694.53	104,334.36
CCMG	ASST MAINT OPERATIONS MANAGER (823)	4	52.7241	9,138.85	109,666.18



**Culver CITY**  
**Salary Schedule**  
**Effective Date 07/01/2020**

**Exhibit A**

**Note:** For FIRE job titles, the printed hourly rates are for 40-hour employees. To determine the hourly rates for 56-hour employees, divide the annual rate by 2912. (Titles with two codes in parentheses indicate they are 40-hour & 56-hour positions. The first code is for 40-hr, the second one for 56-hr.)

Group	Title	Step	Hourly Rate	Monthly Rate	Annual Rate
CCMG	ASST MAINT OPERATIONS MANAGER (823)	5	55.4191	9,605.98	115,271.78
CCMG	BUDGET & FINANCIAL OPS MANAGER (804)	1	54.0895	9,375.51	112,506.16
CCMG	BUDGET & FINANCIAL OPS MANAGER (804)	2	56.8540	9,854.69	118,256.32
CCMG	BUDGET & FINANCIAL OPS MANAGER (804)	3	59.7582	10,358.10	124,297.16
CCMG	BUDGET & FINANCIAL OPS MANAGER (804)	4	62.8125	10,887.50	130,650.00
CCMG	BUDGET & FINANCIAL OPS MANAGER (804)	5	66.0218	11,443.77	137,325.24
CCMG	BUDGET MANAGEMENT ANALYST (709)	1	41.3005	7,158.75	85,905.04
CCMG	BUDGET MANAGEMENT ANALYST (709)	2	43.4115	7,524.66	90,295.92
CCMG	BUDGET MANAGEMENT ANALYST (709)	3	45.6298	7,909.16	94,909.88
CCMG	BUDGET MANAGEMENT ANALYST (709)	4	47.9612	8,313.28	99,759.40
CCMG	BUDGET MANAGEMENT ANALYST (709)	5	50.4114	8,737.97	104,855.66
CCMG	BUILDING MAINTENANCE SUPV (706)	1	38.7104	6,709.80	80,517.58
CCMG	BUILDING MAINTENANCE SUPV (706)	2	40.6886	7,052.70	84,632.34
CCMG	BUILDING MAINTENANCE SUPV (706)	3	42.7681	7,413.14	88,957.70
CCMG	BUILDING MAINTENANCE SUPV (706)	4	44.9537	7,791.98	93,503.80
CCMG	BUILDING MAINTENANCE SUPV (706)	5	47.2500	8,190.00	98,280.00
CCMG	BUILDING OFFICIAL (817)	1	65.6523	11,379.72	136,556.68
CCMG	BUILDING OFFICIAL (817)	2	69.0072	11,961.26	143,535.08
CCMG	BUILDING OFFICIAL (817)	3	72.5334	12,572.45	150,869.42
CCMG	BUILDING OFFICIAL (817)	4	76.2378	13,214.54	158,574.52
CCMG	BUILDING OFFICIAL (817)	5	80.1358	13,890.20	166,682.36
CCMG	CITY CLERK (828)	1	66.9754	11,609.07	139,308.78
CCMG	CITY CLERK (828)	2	70.3978	12,202.28	146,427.32
CCMG	CITY CLERK (828)	3	73.9951	12,825.82	153,909.86
CCMG	CITY CLERK (828)	4	77.7754	13,481.07	161,772.78
CCMG	CITY CLERK (828)	5	81.7501	14,170.02	170,040.26
CCMG	CLAIMS & SAFETY COORDINATOR (711)	1	41.9230	7,266.65	87,199.84
CCMG	CLAIMS & SAFETY COORDINATOR (711)	2	44.0655	7,638.02	91,656.24
CCMG	CLAIMS & SAFETY COORDINATOR (711)	3	46.3175	8,028.37	96,340.40
CCMG	CLAIMS & SAFETY COORDINATOR (711)	4	48.6837	8,438.52	101,262.20
CCMG	CLAIMS & SAFETY COORDINATOR (711)	5	51.1713	8,869.68	106,436.20
CCMG	COMMUNICATION SUPERVISOR (830)	1	41.9629	7,273.57	87,282.78
CCMG	COMMUNICATION SUPERVISOR (830)	2	44.1083	7,645.43	91,745.16
CCMG	COMMUNICATION SUPERVISOR (830)	3	46.3619	8,036.06	96,432.70
CCMG	COMMUNICATION SUPERVISOR (830)	4	48.7299	8,446.51	101,358.14
CCMG	COMMUNICATION SUPERVISOR (830)	5	51.2209	8,878.29	106,539.42
CCMG	CULTURAL AFFAIRS COORD (724)	1	45.4026	7,869.79	94,437.46
CCMG	CULTURAL AFFAIRS COORD (724)	2	47.7223	8,271.86	99,262.28
CCMG	CULTURAL AFFAIRS COORD (724)	3	50.1607	8,694.53	104,334.36
CCMG	CULTURAL AFFAIRS COORD (724)	4	52.7241	9,138.85	109,666.18
CCMG	CULTURAL AFFAIRS COORD (724)	5	55.4191	9,605.98	115,271.78

**Culver CITY**  
**Salary Schedule**  
**Effective Date 07/01/2020**

**Exhibit A**

**Note:** For FIRE job titles, the printed hourly rates are for 40-hour employees. To determine the hourly rates for 56-hour employees, divide the annual rate by 2912. (Titles with two codes in parentheses indicate they are 40-hour & 56-hour positions. The first code is for 40-hr, the second one for 56-hr.)

Group	Title	Step	Hourly Rate	Monthly Rate	Annual Rate
CCMG	CURRENT PLANNING MANAGER (831)	1	63.7185	11,044.54	132,534.48
CCMG	CURRENT PLANNING MANAGER (831)	2	66.9754	11,609.07	139,308.78
CCMG	CURRENT PLANNING MANAGER (831)	3	70.3978	12,202.28	146,427.32
CCMG	CURRENT PLANNING MANAGER (831)	4	73.9951	12,825.82	153,909.86
CCMG	CURRENT PLANNING MANAGER (831)	5	77.7754	13,481.07	161,772.78
CCMG	DEP CMTY DEV DIR/ECON DEV MGR (819)	1	66.9754	11,609.07	139,308.78
CCMG	DEP CMTY DEV DIR/ECON DEV MGR (819)	2	70.3978	12,202.28	146,427.32
CCMG	DEP CMTY DEV DIR/ECON DEV MGR (819)	3	73.9951	12,825.82	153,909.86
CCMG	DEP CMTY DEV DIR/ECON DEV MGR (819)	4	77.7754	13,481.07	161,772.78
CCMG	DEP CMTY DEV DIR/ECON DEV MGR (819)	5	81.7501	14,170.02	170,040.26
CCMG	DEP CMTY DEV DIR/PLANNING MGR (816)	1	63.7185	11,044.54	132,534.48
CCMG	DEP CMTY DEV DIR/PLANNING MGR (816)	2	66.9754	11,609.07	139,308.78
CCMG	DEP CMTY DEV DIR/PLANNING MGR (816)	3	70.3978	12,202.28	146,427.32
CCMG	DEP CMTY DEV DIR/PLANNING MGR (816)	4	73.9951	12,825.82	153,909.86
CCMG	DEP CMTY DEV DIR/PLANNING MGR (816)	5	77.7754	13,481.07	161,772.78
CCMG	DEPUTY BUILDING OFFICIAL (835)	1	54.0895	9,375.51	112,506.16
CCMG	DEPUTY BUILDING OFFICIAL (835)	2	56.8540	9,854.69	118,256.32
CCMG	DEPUTY BUILDING OFFICIAL (835)	3	59.7582	10,358.10	124,297.16
CCMG	DEPUTY BUILDING OFFICIAL (835)	4	62.8125	10,887.50	130,650.00
CCMG	DEPUTY BUILDING OFFICIAL (835)	5	66.0218	11,443.77	137,325.24
CCMG	DEPUTY CITY ATTORNEY I (720)	1	57.3879	9,947.23	119,366.78
CCMG	DEPUTY CITY ATTORNEY I (720)	2	60.3206	10,455.58	125,466.90
CCMG	DEPUTY CITY ATTORNEY I (720)	3	63.4016	10,989.62	131,875.38
CCMG	DEPUTY CITY ATTORNEY I (720)	4	66.6409	11,551.09	138,613.02
CCMG	DEPUTY CITY ATTORNEY I (720)	5	70.0481	12,141.68	145,700.10
CCMG	DEPUTY CITY ATTORNEY II (721)	1	61.8406	10,719.04	128,628.50
CCMG	DEPUTY CITY ATTORNEY II (721)	2	65.0007	11,266.80	135,201.56
CCMG	DEPUTY CITY ATTORNEY II (721)	3	68.3217	11,842.44	142,109.24
CCMG	DEPUTY CITY ATTORNEY II (721)	4	71.8128	12,447.54	149,370.52
CCMG	DEPUTY CITY ATTORNEY II (721)	5	75.4823	13,083.59	157,003.08
CCMG	ECON DEV PROJECT MANAGER (718)	1	51.1713	8,869.68	106,436.20
CCMG	ECON DEV PROJECT MANAGER (718)	2	53.7871	9,323.10	111,877.22
CCMG	ECON DEV PROJECT MANAGER (718)	3	56.5357	9,799.53	117,594.36
CCMG	ECON DEV PROJECT MANAGER (718)	4	59.4243	10,300.20	123,602.44
CCMG	ECON DEV PROJECT MANAGER (718)	5	62.4598	10,826.36	129,916.28
CCMG	ECONOMIC DEV MANAGER (806)	1	51.1713	8,869.68	106,436.20
CCMG	ECONOMIC DEV MANAGER (806)	2	53.7871	9,323.10	111,877.22
CCMG	ECONOMIC DEV MANAGER (806)	3	56.5357	9,799.53	117,594.36
CCMG	ECONOMIC DEV MANAGER (806)	4	59.4243	10,300.20	123,602.44
CCMG	ECONOMIC DEV MANAGER (806)	5	62.4598	10,826.36	129,916.28

# Culver CITY

## Salary Schedule

### Effective Date 07/01/2020

## Exhibit A

**Note:** For FIRE job titles, the printed hourly rates are for 40-hour employees. To determine the hourly rates for 56-hour employees, divide the annual rate by 2912. (Titles with two codes in parentheses indicate they are 40-hour & 56-hour positions. The first code is for 40-hr, the second one for 56-hr.)

Group	Title	Step	Hourly Rate	Monthly Rate	Annual Rate
CCMG	EMERGENCY PREPAREDNESS COORD (712)	1	43.6234	7,561.39	90,736.62
CCMG	EMERGENCY PREPAREDNESS COORD (712)	2	45.8529	7,947.83	95,373.98
CCMG	EMERGENCY PREPAREDNESS COORD (712)	3	48.1950	8,353.80	100,245.60
CCMG	EMERGENCY PREPAREDNESS COORD (712)	4	50.6586	8,780.83	105,369.94
CCMG	EMERGENCY PREPAREDNESS COORD (712)	5	53.2470	9,229.48	110,753.76
CCMG	ENFORCMENT SERVICES MANAGER (800)	1	51.1713	8,869.68	106,436.20
CCMG	ENFORCMENT SERVICES MANAGER (800)	2	53.7871	9,323.10	111,877.22
CCMG	ENFORCMENT SERVICES MANAGER (800)	3	56.5357	9,799.53	117,594.36
CCMG	ENFORCMENT SERVICES MANAGER (800)	4	59.4243	10,300.20	123,602.44
CCMG	ENFORCMENT SERVICES MANAGER (800)	5	62.4598	10,826.36	129,916.28
CCMG	ENGINEERING SERVICES MANAGER (814)	1	61.5319	10,665.53	127,986.30
CCMG	ENGINEERING SERVICES MANAGER (814)	2	64.6767	11,210.64	134,527.64
CCMG	ENGINEERING SERVICES MANAGER (814)	3	67.9813	11,783.42	141,401.00
CCMG	ENGINEERING SERVICES MANAGER (814)	4	71.4563	12,385.75	148,629.00
CCMG	ENGINEERING SERVICES MANAGER (814)	5	75.1060	13,018.37	156,220.48
CCMG	ENVIRONMENTAL COORDINATOR (722)	1	42.7681	7,413.14	88,957.70
CCMG	ENVIRONMENTAL COORDINATOR (722)	2	44.9537	7,791.98	93,503.80
CCMG	ENVIRONMENTAL COORDINATOR (722)	3	47.2500	8,190.00	98,280.00
CCMG	ENVIRONMENTAL COORDINATOR (722)	4	49.6654	8,608.67	103,303.98
CCMG	ENVIRONMENTAL COORDINATOR (722)	5	52.2030	9,048.52	108,582.24
CCMG	ENVIRONMENTAL PROGS/OPS MANAGE (815)	1	61.5319	10,665.53	127,986.30
CCMG	ENVIRONMENTAL PROGS/OPS MANAGE (815)	2	64.6767	11,210.64	134,527.64
CCMG	ENVIRONMENTAL PROGS/OPS MANAGE (815)	3	67.9813	11,783.42	141,401.00
CCMG	ENVIRONMENTAL PROGS/OPS MANAGE (815)	4	71.4563	12,385.75	148,629.00
CCMG	ENVIRONMENTAL PROGS/OPS MANAGE (815)	5	75.1060	13,018.37	156,220.48
CCMG	FACILITY MAINT SUPERVISOR (730)	1	45.4026	7,869.79	94,437.46
CCMG	FACILITY MAINT SUPERVISOR (730)	2	47.7223	8,271.86	99,262.28
CCMG	FACILITY MAINT SUPERVISOR (730)	3	50.1607	8,694.53	104,334.36
CCMG	FACILITY MAINT SUPERVISOR (730)	4	52.7241	9,138.85	109,666.18
CCMG	FACILITY MAINT SUPERVISOR (730)	5	55.4191	9,605.98	115,271.78
CCMG	FINANCE MANAGER (838)	1	63.7185	11,044.54	132,534.48
CCMG	FINANCE MANAGER (838)	2	66.9754	11,609.07	139,308.78
CCMG	FINANCE MANAGER (838)	3	70.3978	12,202.28	146,427.32
CCMG	FINANCE MANAGER (838)	4	73.9951	12,825.82	153,909.86
CCMG	FINANCE MANAGER (838)	5	77.7754	13,481.07	161,772.78
CCMG	FINANCIAL SYSTM/PURCHASING MGR (836)	1	54.0895	9,375.51	112,506.16
CCMG	FINANCIAL SYSTM/PURCHASING MGR (836)	2	56.8540	9,854.69	118,256.32
CCMG	FINANCIAL SYSTM/PURCHASING MGR (836)	3	59.7582	10,358.10	124,297.16
CCMG	FINANCIAL SYSTM/PURCHASING MGR (836)	4	62.8125	10,887.50	130,650.00

**Culver CITY**  
**Salary Schedule**  
**Effective Date 07/01/2020**

**Exhibit A**

**Note:** For FIRE job titles, the printed hourly rates are for 40-hour employees. To determine the hourly rates for 56-hour employees, divide the annual rate by 2912. (Titles with two codes in parentheses indicate they are 40-hour & 56-hour positions. The first code is for 40-hr, the second one for 56-hr.)

Group	Title	Step	Hourly Rate	Monthly Rate	Annual Rate
CCMG	FINANCIAL SYSTM/PURCHASING MGR (836)	5	66.0218	11,443.77	137,325.24
CCMG	FLEET SERVICES MANAGER (811)	1	55.4191	9,605.98	115,271.78
CCMG	FLEET SERVICES MANAGER (811)	2	58.2504	10,096.73	121,160.78
CCMG	FLEET SERVICES MANAGER (811)	3	61.2263	10,612.55	127,350.60
CCMG	FLEET SERVICES MANAGER (811)	4	64.3550	11,154.87	133,858.40
CCMG	FLEET SERVICES MANAGER (811)	5	67.6446	11,725.07	140,700.82
CCMG	HOUSING PROGRAMS ADMINISTRATOR (809)	1	54.8711	9,511.00	114,131.94
CCMG	HOUSING PROGRAMS ADMINISTRATOR (809)	2	57.6745	9,996.91	119,962.96
CCMG	HOUSING PROGRAMS ADMINISTRATOR (809)	3	60.6213	10,507.68	126,092.20
CCMG	HOUSING PROGRAMS ADMINISTRATOR (809)	4	63.7185	11,044.54	132,534.48
CCMG	HOUSING PROGRAMS ADMINISTRATOR (809)	5	66.9754	11,609.07	139,308.78
CCMG	HOUSING PROGRAMS SUPERVISOR (827)	1	41.2666	7,152.88	85,834.58
CCMG	HOUSING PROGRAMS SUPERVISOR (827)	2	43.3297	7,510.49	90,125.88
CCMG	HOUSING PROGRAMS SUPERVISOR (827)	3	45.4964	7,886.04	94,632.46
CCMG	HOUSING PROGRAMS SUPERVISOR (827)	4	47.7712	8,280.35	99,364.20
CCMG	HOUSING PROGRAMS SUPERVISOR (827)	5	50.1598	8,694.36	104,332.28
CCMG	HUMAN RESOURCES ANALYST (702)	1	38.1358	6,610.20	79,322.36
CCMG	HUMAN RESOURCES ANALYST (702)	2	40.0848	6,948.02	83,376.28
CCMG	HUMAN RESOURCES ANALYST (702)	3	42.1328	7,303.01	87,636.12
CCMG	HUMAN RESOURCES ANALYST (702)	4	44.2857	7,676.20	92,114.36
CCMG	HUMAN RESOURCES ANALYST (702)	5	46.5482	8,068.36	96,820.36
CCMG	HUMAN RESOURCES EQUITY MGR (833)	1	49.1722	8,523.19	102,278.28
CCMG	HUMAN RESOURCES EQUITY MGR (833)	2	51.6854	8,958.80	107,505.58
CCMG	HUMAN RESOURCES EQUITY MGR (833)	3	54.3257	9,416.46	112,997.56
CCMG	HUMAN RESOURCES EQUITY MGR (833)	4	57.1022	9,897.72	118,772.68
CCMG	HUMAN RESOURCES EQUITY MGR (833)	5	60.0199	10,403.45	124,841.34
CCMG	LEGAL OPERATIONS MANAGER (715)	1	45.4026	7,869.79	94,437.46
CCMG	LEGAL OPERATIONS MANAGER (715)	2	47.7223	8,271.86	99,262.28
CCMG	LEGAL OPERATIONS MANAGER (715)	3	50.1607	8,694.53	104,334.36
CCMG	LEGAL OPERATIONS MANAGER (715)	4	52.7241	9,138.85	109,666.18
CCMG	LEGAL OPERATIONS MANAGER (715)	5	55.4191	9,605.98	115,271.78
CCMG	MAINTENANCE OPERATIONS MGR (813)	1	55.9739	9,702.14	116,425.66
CCMG	MAINTENANCE OPERATIONS MGR (813)	2	58.8343	10,197.94	122,375.24
CCMG	MAINTENANCE OPERATIONS MGR (813)	3	61.8406	10,719.04	128,628.50
CCMG	MAINTENANCE OPERATIONS MGR (813)	4	65.0007	11,266.80	135,201.56
CCMG	MAINTENANCE OPERATIONS MGR (813)	5	68.3217	11,842.44	142,109.24
CCMG	MANAGEMENT ANALYST (703)	1	38.1358	6,610.20	79,322.36
CCMG	MANAGEMENT ANALYST (703)	2	40.0848	6,948.02	83,376.28

# Culver CITY

## Salary Schedule

### Effective Date 07/01/2020

## Exhibit A

**Note:** For FIRE job titles, the printed hourly rates are for 40-hour employees. To determine the hourly rates for 56-hour employees, divide the annual rate by 2912. (Titles with two codes in parentheses indicate they are 40-hour & 56-hour positions. The first code is for 40-hr, the second one for 56-hr.)

Group	Title	Step	Hourly Rate	Monthly Rate	Annual Rate
CCMG	MANAGEMENT ANALYST (703)	3	42.1328	7,303.01	87,636.12
CCMG	MANAGEMENT ANALYST (703)	4	44.2857	7,676.20	92,114.36
CCMG	MANAGEMENT ANALYST (703)	5	46.5482	8,068.36	96,820.36
CCMG	MOBILITY & TRAFFIC ENGINEER (801)	1	66.9754	11,609.07	139,308.78
CCMG	MOBILITY & TRAFFIC ENGINEER (801)	2	70.3978	12,202.28	146,427.32
CCMG	MOBILITY & TRAFFIC ENGINEER (801)	3	73.9951	12,825.82	153,909.86
CCMG	MOBILITY & TRAFFIC ENGINEER (801)	4	77.7754	13,481.07	161,772.78
CCMG	MOBILITY & TRAFFIC ENGINEER (801)	5	81.7501	14,170.02	170,040.26
CCMG	PARK MAINTENANCE SUPERVISOR (700)	1	37.1963	6,447.35	77,368.20
CCMG	PARK MAINTENANCE SUPERVISOR (700)	2	39.0974	6,776.88	81,322.54
CCMG	PARK MAINTENANCE SUPERVISOR (700)	3	41.0954	7,123.20	85,478.38
CCMG	PARK MAINTENANCE SUPERVISOR (700)	4	43.1948	7,487.09	89,845.08
CCMG	PARK MAINTENANCE SUPERVISOR (700)	5	45.4026	7,869.79	94,437.46
CCMG	PARKS MANAGER (802)	1	50.1084	8,685.45	104,225.42
CCMG	PARKS MANAGER (802)	2	52.6688	9,129.25	109,551.00
CCMG	PARKS MANAGER (802)	3	55.3601	9,595.76	115,149.06
CCMG	PARKS MANAGER (802)	4	58.1900	10,086.27	121,035.20
CCMG	PARKS MANAGER (802)	5	61.1629	10,601.57	127,218.78
CCMG	PAYROLL ANALYST (726)	1	38.1358	6,610.20	79,322.36
CCMG	PAYROLL ANALYST (726)	2	40.0848	6,948.02	83,376.28
CCMG	PAYROLL ANALYST (726)	3	42.1328	7,303.01	87,636.12
CCMG	PAYROLL ANALYST (726)	4	44.2857	7,676.20	92,114.36
CCMG	PAYROLL ANALYST (726)	5	46.5482	8,068.36	96,820.36
CCMG	PROCURE & FINANCIAL SVCS MGR (820)	1	49.1722	8,523.19	102,278.28
CCMG	PROCURE & FINANCIAL SVCS MGR (820)	2	51.6854	8,958.80	107,505.58
CCMG	PROCURE & FINANCIAL SVCS MGR (820)	3	54.3257	9,416.46	112,997.56
CCMG	PROCURE & FINANCIAL SVCS MGR (820)	4	57.1022	9,897.72	118,772.68
CCMG	PROCURE & FINANCIAL SVCS MGR (820)	5	60.0199	10,403.45	124,841.34
CCMG	REC & COMM SVCS MGR (834)	1	55.1451	9,558.49	114,701.86
CCMG	REC & COMM SVCS MGR (834)	2	57.9625	10,046.83	120,562.00
CCMG	REC & COMM SVCS MGR (834)	3	60.9245	10,560.25	126,722.96
CCMG	REC & COMM SVCS MGR (834)	4	64.0379	11,099.90	133,198.78
CCMG	REC & COMM SVCS MGR (834)	5	67.3100	11,667.07	140,004.80
CCMG	REC & COMM SVCS SUPERVISOR (729)	1	37.3827	6,479.68	77,756.12
CCMG	REC & COMM SVCS SUPERVISOR (729)	2	39.2921	6,810.64	81,727.62
CCMG	REC & COMM SVCS SUPERVISOR (729)	3	41.3005	7,158.75	85,905.04
CCMG	REC & COMM SVCS SUPERVISOR (729)	4	43.4115	7,524.66	90,295.92
CCMG	REC & COMM SVCS SUPERVISOR (729)	5	45.6298	7,909.16	94,909.88
CCMG	RECREATION SUPERVISOR (701)	1	37.3827	6,479.68	77,756.12
CCMG	RECREATION SUPERVISOR (701)	2	39.2921	6,810.64	81,727.62
CCMG	RECREATION SUPERVISOR (701)	3	41.3005	7,158.75	85,905.04

**Culver CITY**  
**Salary Schedule**  
**Effective Date 07/01/2020**

**Exhibit A**

**Note:** For FIRE job titles, the printed hourly rates are for 40-hour employees. To determine the hourly rates for 56-hour employees, divide the annual rate by 2912. (Titles with two codes in parentheses indicate they are 40-hour & 56-hour positions. The first code is for 40-hr, the second one for 56-hr.)

Group	Title	Step	Hourly Rate	Monthly Rate	Annual Rate
CCMG	RECREATION SUPERVISOR (701)	4	43.4115	7,524.66	90,295.92
CCMG	RECREATION SUPERVISOR (701)	5	45.6298	7,909.16	94,909.88
CCMG	REVENUE & BUDGET SUPERVISOR (727)	1	45.4026	7,869.79	94,437.46
CCMG	REVENUE & BUDGET SUPERVISOR (727)	2	47.7223	8,271.86	99,262.28
CCMG	REVENUE & BUDGET SUPERVISOR (727)	3	50.1607	8,694.53	104,334.36
CCMG	REVENUE & BUDGET SUPERVISOR (727)	4	52.7241	9,138.85	109,666.18
CCMG	REVENUE & BUDGET SUPERVISOR (727)	5	55.4191	9,605.98	115,271.78
CCMG	REVENUE OPERATIONS MANAGER (805)	1	49.1722	8,523.19	102,278.28
CCMG	REVENUE OPERATIONS MANAGER (805)	2	51.6854	8,958.80	107,505.58
CCMG	REVENUE OPERATIONS MANAGER (805)	3	54.3257	9,416.46	112,997.56
CCMG	REVENUE OPERATIONS MANAGER (805)	4	57.1022	9,897.72	118,772.68
CCMG	REVENUE OPERATIONS MANAGER (805)	5	60.0199	10,403.45	124,841.34
CCMG	SAFETY & TRAINING COORDINATOR (728)	1	40.5159	7,022.75	84,273.02
CCMG	SAFETY & TRAINING COORDINATOR (728)	2	42.5863	7,381.62	88,579.40
CCMG	SAFETY & TRAINING COORDINATOR (728)	3	44.7624	7,758.81	93,105.74
CCMG	SAFETY & TRAINING COORDINATOR (728)	4	47.0503	8,155.38	97,864.52
CCMG	SAFETY & TRAINING COORDINATOR (728)	5	49.4537	8,571.98	102,863.80
CCMG	SENIOR ACCOUNTANT (707)	1	39.2921	6,810.64	81,727.62
CCMG	SENIOR ACCOUNTANT (707)	2	41.3005	7,158.75	85,905.04
CCMG	SENIOR ACCOUNTANT (707)	3	43.4115	7,524.66	90,295.92
CCMG	SENIOR ACCOUNTANT (707)	4	45.6298	7,909.16	94,909.88
CCMG	SENIOR ACCOUNTANT (707)	5	47.9612	8,313.28	99,759.40
CCMG	SPECIAL EVENTS COORDINATOR (708)	1	41.0954	7,123.20	85,478.38
CCMG	SPECIAL EVENTS COORDINATOR (708)	2	43.1948	7,487.09	89,845.08
CCMG	SPECIAL EVENTS COORDINATOR (708)	3	45.4026	7,869.79	94,437.46
CCMG	SPECIAL EVENTS COORDINATOR (708)	4	47.7223	8,271.86	99,262.28
CCMG	SPECIAL EVENTS COORDINATOR (708)	5	50.1607	8,694.53	104,334.36
CCMG	SR & SOCIAL SERVICES MANAGER (810)	1	55.1451	9,558.49	114,701.86
CCMG	SR & SOCIAL SERVICES MANAGER (810)	2	57.9625	10,046.83	120,562.00
CCMG	SR & SOCIAL SERVICES MANAGER (810)	3	60.9245	10,560.25	126,722.96
CCMG	SR & SOCIAL SERVICES MANAGER (810)	4	64.0379	11,099.90	133,198.78
CCMG	SR & SOCIAL SERVICES MANAGER (810)	5	67.3100	11,667.07	140,004.80
CCMG	SR BUILDING & SAFETY INSPECTOR (705)	1	38.3257	6,643.13	79,717.56
CCMG	SR BUILDING & SAFETY INSPECTOR (705)	2	40.2852	6,982.78	83,793.32
CCMG	SR BUILDING & SAFETY INSPECTOR (705)	3	42.3439	7,339.61	88,075.26
CCMG	SR BUILDING & SAFETY INSPECTOR (705)	4	44.5073	7,714.59	92,575.08
CCMG	SR BUILDING & SAFETY INSPECTOR (705)	5	46.7815	8,108.79	97,305.52
CCMG	SR CIVIL ENGINEER (719)	1	54.8711	9,511.00	114,131.94
CCMG	SR CIVIL ENGINEER (719)	2	57.6745	9,996.91	119,962.96
CCMG	SR CIVIL ENGINEER (719)	3	60.6213	10,507.68	126,092.20
CCMG	SR CIVIL ENGINEER (719)	4	63.7185	11,044.54	132,534.48

**Culver CITY**  
**Salary Schedule**  
**Effective Date 07/01/2020**

**Exhibit A**

**Note:** For FIRE job titles, the printed hourly rates are for 40-hour employees. To determine the hourly rates for 56-hour employees, divide the annual rate by 2912. (Titles with two codes in parentheses indicate they are 40-hour & 56-hour positions. The first code is for 40-hr, the second one for 56-hr.)

Group	Title	Step	Hourly Rate	Monthly Rate	Annual Rate
CCMG	SR CIVIL ENGINEER (719)	5	66.9754	11,609.07	139,308.78
CCMG	SR DEPUTY CITY ATTORNEY II (725)	1	69.8800	12,112.53	145,350.40
CCMG	SR DEPUTY CITY ATTORNEY II (725)	2	73.4509	12,731.49	152,777.82
CCMG	SR DEPUTY CITY ATTORNEY II (725)	3	77.2035	13,381.94	160,583.28
CCMG	SR DEPUTY CITY ATTORNEY II (725)	4	81.1485	14,065.74	168,788.88
CCMG	SR DEPUTY CITY ATTORNEY II (725)	5	85.2950	14,784.47	177,413.60
CCMG	SR ENTERPRISE BUSINESS ANALYST (716)	1	46.5482	8,068.36	96,820.36
CCMG	SR ENTERPRISE BUSINESS ANALYST (716)	2	48.9275	8,480.77	101,769.20
CCMG	SR ENTERPRISE BUSINESS ANALYST (716)	3	51.4277	8,914.14	106,969.72
CCMG	SR ENTERPRISE BUSINESS ANALYST (716)	4	54.0552	9,369.58	112,434.92
CCMG	SR ENTERPRISE BUSINESS ANALYST (716)	5	56.8177	9,848.41	118,180.92
CCMG	SR MANAGEMENT ANALYST (713)	1	45.4026	7,869.79	94,437.46
CCMG	SR MANAGEMENT ANALYST (713)	2	47.7223	8,271.86	99,262.28
CCMG	SR MANAGEMENT ANALYST (713)	3	50.1607	8,694.53	104,334.36
CCMG	SR MANAGEMENT ANALYST (713)	4	52.7241	9,138.85	109,666.18
CCMG	SR MANAGEMENT ANALYST (713)	5	55.4191	9,605.98	115,271.78
CCMG	SR MANAGEMENT ANALYST/BUDGET (714)	1	45.4026	7,869.79	94,437.46
CCMG	SR MANAGEMENT ANALYST/BUDGET (714)	2	47.7223	8,271.86	99,262.28
CCMG	SR MANAGEMENT ANALYST/BUDGET (714)	3	50.1607	8,694.53	104,334.36
CCMG	SR MANAGEMENT ANALYST/BUDGET (714)	4	52.7241	9,138.85	109,666.18
CCMG	SR MANAGEMENT ANALYST/BUDGET (714)	5	55.4191	9,605.98	115,271.78
CCMG	SR MGMT ANALYST Y-RATE (795)	1	54.6547	9,473.49	113,681.88
CCMG	SR PLANNER (717)	1	49.1722	8,523.19	102,278.28
CCMG	SR PLANNER (717)	2	51.6854	8,958.80	107,505.58
CCMG	SR PLANNER (717)	3	54.3257	9,416.46	112,997.56
CCMG	SR PLANNER (717)	4	57.1022	9,897.72	118,772.68
CCMG	SR PLANNER (717)	5	60.0199	10,403.45	124,841.34
CCMG	SR SOLID WASTE & REC CRW SUPV (710)	1	45.4026	7,869.79	94,437.46
CCMG	SR SOLID WASTE & REC CRW SUPV (710)	2	47.7223	8,271.86	99,262.28
CCMG	SR SOLID WASTE & REC CRW SUPV (710)	3	50.1607	8,694.53	104,334.36
CCMG	SR SOLID WASTE & REC CRW SUPV (710)	4	52.7241	9,138.85	109,666.18
CCMG	SR SOLID WASTE & REC CRW SUPV (710)	5	55.4191	9,605.98	115,271.78
CCMG	SYSTEMS DEVELOPMENT MANAGER (807)	1	53.7871	9,323.10	111,877.22
CCMG	SYSTEMS DEVELOPMENT MANAGER (807)	2	56.5357	9,799.53	117,594.36
CCMG	SYSTEMS DEVELOPMENT MANAGER (807)	3	59.4243	10,300.20	123,602.44
CCMG	SYSTEMS DEVELOPMENT MANAGER (807)	4	62.4598	10,826.36	129,916.28
CCMG	SYSTEMS DEVELOPMENT MANAGER (807)	5	65.6523	11,379.72	136,556.68
CCMG	SYSTEMS SUPPORT MANAGER (825)	1	59.1658	10,255.40	123,064.76
CCMG	SYSTEMS SUPPORT MANAGER (825)	2	62.1892	10,779.47	129,353.64
CCMG	SYSTEMS SUPPORT MANAGER (825)	3	65.3667	11,330.24	135,962.84

**Culver CITY**  
**Salary Schedule**  
**Effective Date 07/01/2020**

**Exhibit A**

**Note:** For FIRE job titles, the printed hourly rates are for 40-hour employees. To determine the hourly rates for 56-hour employees, divide the annual rate by 2912. (Titles with two codes in parentheses indicate they are 40-hour & 56-hour positions. The first code is for 40-hr, the second one for 56-hr.)

Group	Title	Step	Hourly Rate	Monthly Rate	Annual Rate
CCMG	SYSTEMS SUPPORT MANAGER (825)	4	68.7058	11,909.00	142,907.96
CCMG	SYSTEMS SUPPORT MANAGER (825)	5	72.2175	12,517.70	150,212.40
CCMG	TECHNICAL SERVICES MANAGER (808)	1	59.1658	10,255.40	123,064.76
CCMG	TECHNICAL SERVICES MANAGER (808)	2	62.1892	10,779.47	129,353.64
CCMG	TECHNICAL SERVICES MANAGER (808)	3	65.3667	11,330.24	135,962.84
CCMG	TECHNICAL SERVICES MANAGER (808)	4	68.7058	11,909.00	142,907.96
CCMG	TECHNICAL SERVICES MANAGER (808)	5	72.2175	12,517.70	150,212.40
CCMG	TRAFFIC ENGINEERING MGR (822)	1	47.4867	8,231.04	98,772.44
CCMG	TRAFFIC ENGINEERING MGR (822)	2	49.9135	8,651.67	103,820.08
CCMG	TRAFFIC ENGINEERING MGR (822)	3	52.4641	9,093.78	109,125.38
CCMG	TRAFFIC ENGINEERING MGR (822)	4	55.1451	9,558.49	114,701.86
CCMG	TRAFFIC ENGINEERING MGR (822)	5	57.9625	10,046.83	120,562.00
CCMG	TRANSIT OPERATIONS ANALYST (704)	1	38.1358	6,610.20	79,322.36
CCMG	TRANSIT OPERATIONS ANALYST (704)	2	40.0848	6,948.02	83,376.28
CCMG	TRANSIT OPERATIONS ANALYST (704)	3	42.1328	7,303.01	87,636.12
CCMG	TRANSIT OPERATIONS ANALYST (704)	4	44.2857	7,676.20	92,114.36
CCMG	TRANSIT OPERATIONS ANALYST (704)	5	46.5482	8,068.36	96,820.36
CCMG	TRANSIT OPERATIONS MANAGER (812)	1	55.4191	9,605.98	115,271.78
CCMG	TRANSIT OPERATIONS MANAGER (812)	2	58.2504	10,096.73	121,160.78
CCMG	TRANSIT OPERATIONS MANAGER (812)	3	61.2263	10,612.55	127,350.60
CCMG	TRANSIT OPERATIONS MANAGER (812)	4	64.3550	11,154.87	133,858.40
CCMG	TRANSIT OPERATIONS MANAGER (812)	5	67.6446	11,725.07	140,700.82
CCMG	TRANSIT PLANNING MANAGER (829)	1	55.4191	9,605.98	115,271.78
CCMG	TRANSIT PLANNING MANAGER (829)	2	58.2504	10,096.73	121,160.78
CCMG	TRANSIT PLANNING MANAGER (829)	3	61.2263	10,612.55	127,350.60
CCMG	TRANSIT PLANNING MANAGER (829)	4	64.3550	11,154.87	133,858.40
CCMG	TRANSIT PLANNING MANAGER (829)	5	67.6446	11,725.07	140,700.82
CCMG	TRFC ENG ANALYST (723)	1	42.1328	7,303.01	87,636.12
CCMG	TRFC ENG ANALYST (723)	2	44.2857	7,676.20	92,114.36
CCMG	TRFC ENG ANALYST (723)	3	46.5482	8,068.36	96,820.36
CCMG	TRFC ENG ANALYST (723)	4	48.9275	8,480.77	101,769.20
CCMG	TRFC ENG ANALYST (723)	5	51.4277	8,914.14	106,969.72



**Culver CITY**  
**Salary Schedule**  
**Effective Date 07/01/2020**

**Exhibit A**

**Note:** For FIRE job titles, the printed hourly rates are for 40-hour employees. To determine the hourly rates for 56-hour employees, divide the annual rate by 2912. (Titles with two codes in parentheses indicate they are 40-hour & 56-hour positions. The first code is for 40-hr, the second one for 56-hr.)

Group	Title	Step	Hourly Rate	Monthly Rate	Annual Rate
CNCL	COUNCIL MEMBER (001)	1	27.9870	485.12	5,821.40

**Culver CITY**  
**Salary Schedule**  
**Effective Date 07/01/2020**

**Exhibit A**

**Note:** For FIRE job titles, the printed hourly rates are for 40-hour employees. To determine the hourly rates for 56-hour employees, divide the annual rate by 2912. (Titles with two codes in parentheses indicate they are 40-hour & 56-hour positions. The first code is for 40-hr, the second one for 56-hr.)

Group	Title	Step	Hourly Rate	Monthly Rate	Annual Rate
EXEC	ADMIN SERVICES DIRECTOR (911)	1	84.1041	14,578.05	174,936.58
EXEC	ADMIN SERVICES DIRECTOR (911)	2	88.3997	15,322.62	183,871.48
EXEC	ADMIN SERVICES DIRECTOR (911)	3	92.9176	16,105.72	193,268.66
EXEC	ADMIN SERVICES DIRECTOR (911)	4	97.6647	16,928.56	203,142.68
EXEC	ADMIN SERVICES DIRECTOR (911)	5	102.6572	17,793.92	213,527.08
EXEC	ASSISTANT CITY MANAGER (908)	1	90.7558	15,731.00	188,771.96
EXEC	ASSISTANT CITY MANAGER (908)	2	95.3939	16,534.94	198,419.26
EXEC	ASSISTANT CITY MANAGER (908)	3	100.2676	17,379.72	208,556.66
EXEC	ASSISTANT CITY MANAGER (908)	4	105.3918	18,267.90	219,214.84
EXEC	ASSISTANT CITY MANAGER (908)	5	110.7769	19,201.33	230,415.90
EXEC	ASSTANT TO CITY MANAGER (900)	1	55.9739	9,702.14	116,425.66
EXEC	ASSTANT TO CITY MANAGER (900)	2	58.8343	10,197.94	122,375.24
EXEC	ASSTANT TO CITY MANAGER (900)	3	61.8406	10,719.04	128,628.50
EXEC	ASSTANT TO CITY MANAGER (900)	4	65.0007	11,266.80	135,201.56
EXEC	ASSTANT TO CITY MANAGER (900)	5	68.3217	11,842.44	142,109.24
EXEC	CHIEF FINANCIAL OFFICER (907)	1	87.2194	15,118.03	181,416.30
EXEC	CHIEF FINANCIAL OFFICER (907)	2	91.6769	15,890.66	190,687.90
EXEC	CHIEF FINANCIAL OFFICER (907)	3	96.3605	16,702.49	200,429.84
EXEC	CHIEF FINANCIAL OFFICER (907)	4	101.2854	17,556.13	210,673.58
EXEC	CHIEF FINANCIAL OFFICER (907)	5	106.4610	18,453.24	221,438.88
EXEC	CHIEF INFO OFFICER (905)	1	78.9444	13,683.69	164,204.30
EXEC	CHIEF INFO OFFICER (905)	2	82.9775	14,382.77	172,593.20
EXEC	CHIEF INFO OFFICER (905)	3	87.2194	15,118.03	181,416.30
EXEC	CHIEF INFO OFFICER (905)	4	91.6769	15,890.66	190,687.90
EXEC	CHIEF INFO OFFICER (905)	5	96.3605	16,702.49	200,429.84
EXEC	CHIEF TRANSPORTATION OFFICER (903)	1	78.8944	13,675.03	164,100.30
EXEC	CHIEF TRANSPORTATION OFFICER (903)	2	82.9253	14,373.71	172,484.52
EXEC	CHIEF TRANSPORTATION OFFICER (903)	3	87.1622	15,108.12	181,297.48
EXEC	CHIEF TRANSPORTATION OFFICER (903)	4	91.6160	15,880.11	190,561.28
EXEC	CHIEF TRANSPORTATION OFFICER (903)	5	96.2982	16,691.70	200,300.36
EXEC	CITY ATTORNEY (909)	1	104.2931	18,077.48	216,929.70
EXEC	CITY ATTORNEY (909)	2	109.6223	19,001.19	228,014.28
EXEC	CITY ATTORNEY (909)	3	115.2242	19,972.20	239,666.44
EXEC	CITY ATTORNEY (909)	4	121.1124	20,992.81	251,913.74
EXEC	CITY ATTORNEY (909)	5	127.3012	22,065.55	264,786.60
EXEC	CITY MANAGER (910)	1	113.0342	19,592.60	235,111.24
EXEC	CITY MANAGER (910)	2	118.8088	20,593.52	247,122.20
EXEC	CITY MANAGER (910)	3	124.8808	21,646.00	259,751.96
EXEC	CITY MANAGER (910)	4	131.2627	22,752.21	273,026.52
EXEC	CITY MANAGER (910)	5	137.9699	23,914.78	286,977.34
EXEC	COMMUNITY DEVOPMENT DIRECTOR (904)	1	78.1622	13,548.12	162,577.48

**Culver CITY**  
**Salary Schedule**  
**Effective Date 07/01/2020**

**Exhibit A**

**Note:** For FIRE job titles, the printed hourly rates are for 40-hour employees. To determine the hourly rates for 56-hour employees, divide the annual rate by 2912. (Titles with two codes in parentheses indicate they are 40-hour & 56-hour positions. The first code is for 40-hr, the second one for 56-hr.)

Group	Title	Step	Hourly Rate	Monthly Rate	Annual Rate
EXEC	COMMUNITY DEVOPMENT DIRECTOR (904)	2	82.1555	14,240.29	170,883.44
EXEC	COMMUNITY DEVOPMENT DIRECTOR (904)	3	86.3563	14,968.42	179,621.00
EXEC	COMMUNITY DEVOPMENT DIRECTOR (904)	4	90.7689	15,733.27	188,799.26
EXEC	COMMUNITY DEVOPMENT DIRECTOR (904)	5	95.4075	16,537.30	198,447.60
EXEC	HUMAN RESOURCES DIRECTOR (902)	1	78.6019	13,624.33	163,491.90
EXEC	HUMAN RESOURCES DIRECTOR (902)	2	82.6164	14,320.17	171,842.06
EXEC	HUMAN RESOURCES DIRECTOR (902)	3	86.8389	15,052.07	180,624.86
EXEC	HUMAN RESOURCES DIRECTOR (902)	4	91.2753	15,821.04	189,852.52
EXEC	HUMAN RESOURCES DIRECTOR (902)	5	95.9414	16,629.84	199,558.06
EXEC	PRCS DIRECTOR (901)	1	73.2336	12,693.83	152,325.94
EXEC	PRCS DIRECTOR (901)	2	76.9748	13,342.29	160,107.48
EXEC	PRCS DIRECTOR (901)	3	80.9082	14,024.10	168,289.16
EXEC	PRCS DIRECTOR (901)	4	85.0444	14,741.03	176,892.30
EXEC	PRCS DIRECTOR (901)	5	89.3895	15,494.18	185,930.16
EXEC	PUBLIC WORKS DIRECTOR (906)	1	82.9775	14,382.77	172,593.20
EXEC	PUBLIC WORKS DIRECTOR (906)	2	87.2194	15,118.03	181,416.30
EXEC	PUBLIC WORKS DIRECTOR (906)	3	91.6769	15,890.66	190,687.90
EXEC	PUBLIC WORKS DIRECTOR (906)	4	96.3605	16,702.49	200,429.84
EXEC	PUBLIC WORKS DIRECTOR (906)	5	101.2854	17,556.13	210,673.58

**Culver CITY**  
**Salary Schedule**  
**Effective Date 07/01/2020**

**Exhibit A**

**Note:** For FIRE job titles, the printed hourly rates are for 40-hour employees. To determine the hourly rates for 56-hour employees, divide the annual rate by 2912. (Titles with two codes in parentheses indicate they are 40-hour & 56-hour positions. The first code is for 40-hr, the second one for 56-hr.)

Group	Title	Step	Hourly Rate	Monthly Rate	Annual Rate
FIRE	FIRE CAPTAIN (504/505)	1	65.0680	11,278.46	135,341.54
FIRE	FIRE ENGINEER (502/503)	1	56.5809	9,807.35	117,688.23
FIRE	FIREFIGHTER (500/501)	0	33.8819	5,872.86	70,474.30
FIRE	FIREFIGHTER (500/501)	1	37.8013	6,552.22	78,626.62
FIRE	FIREFIGHTER (500/501)	2	38.7584	6,718.12	80,617.46
FIRE	FIREFIGHTER (500/501)	3	42.3344	7,337.97	88,055.62
FIRE	FIREFIGHTER (500/501)	4	44.7218	7,751.76	93,021.12
FIRE	FIREFIGHTER (500/501)	5	47.2504	8,190.05	98,280.65
FIRE	FIREFIGHTER (500/501)	6	49.2008	8,528.13	102,337.61

**Culver CITY**  
**Salary Schedule**  
**Effective Date 07/01/2020**

**Exhibit A**

**Note:** For FIRE job titles, the printed hourly rates are for 40-hour employees. To determine the hourly rates for 56-hour employees, divide the annual rate by 2912. (Titles with two codes in parentheses indicate they are 40-hour & 56-hour positions. The first code is for 40-hr, the second one for 56-hr.)

Group	Title	Step	Hourly Rate	Monthly Rate	Annual Rate
FMGT	ASST FIRE CHIEF (509)	1	94.1961	16,327.32	195,927.89
FMGT	BATTALION CHIEF (506/507)	1	78.0088	13,521.51	162,258.13
FMGT	FIRE CHIEF (510)	1	109.4090	18,964.23	227,570.74
FMGT	FIRE MARSHAL (508)	1	89.7106	15,549.83	186,597.98

**Culver CITY**  
**Salary Schedule**  
**Effective Date 07/01/2020**

**Exhibit A**

**Note:** For FIRE job titles, the printed hourly rates are for 40-hour employees. To determine the hourly rates for 56-hour employees, divide the annual rate by 2912. (Titles with two codes in parentheses indicate they are 40-hour & 56-hour positions. The first code is for 40-hr, the second one for 56-hr.)

Group	Title	Step	Hourly Rate	Monthly Rate	Annual Rate
NBNE	ADMIN INTERN (107)	1	15.6279	0.00	0.00
NBNE	ADMIN INTERN (107)	2	16.4093	0.00	0.00
NBNE	ADMIN INTERN (107)	3	17.2298	0.00	0.00
NBNE	AMBULANCE OPERATOR (116)	1	16.5375	0.00	0.00
NBNE	AMBULANCE OPERATOR (116)	2	17.3644	0.00	0.00
NBNE	AMBULANCE OPERATOR (116)	3	18.2326	0.00	0.00
NBNE	BUS OPERATOR TRAINEE (106)	1	19.1008	0.00	0.00
NBNE	CASHIER PLUNGE (101)	1	13.0059	0.00	0.00
NBNE	CASHIER PLUNGE (101)	2	13.6562	0.00	0.00
NBNE	CASHIER PLUNGE (101)	3	14.3390	0.00	0.00
NBNE	CONTRACT EMPLOYEE (199)	1	20.0000	0.00	0.00
NBNE	CONTRACT EMPLOYEE (199)	2	30.0000	0.00	0.00
NBNE	CONTRACT EMPLOYEE (199)	3	40.0000	0.00	0.00
NBNE	CONTRACT EMPLOYEE (199)	4	50.0000	0.00	0.00
NBNE	CONTRACT EMPLOYEE (199)	5	60.0000	0.00	0.00
NBNE	CONTRACT EMPLOYEE (199)	6	70.0000	0.00	0.00
NBNE	CONTRACT EMPLOYEE (199)	7	80.0000	0.00	0.00
NBNE	CONTRACT EMPLOYEE (199)	8	90.0000	0.00	0.00
NBNE	CONTRACT EMPLOYEE (199)	9	100.0000	0.00	0.00
NBNE	CONTRACT EMPLOYEE (199)	10	110.0000	0.00	0.00
NBNE	CONTRACT EMPLOYEE (199)	11	120.0000	0.00	0.00
NBNE	CONTRACT EMPLOYEE (199)	12	130.0000	0.00	0.00
NBNE	CROSSING GUARD (104)	1	15.2807	0.00	0.00
NBNE	GIS INTERN (111)	1	17.3644	0.00	0.00
NBNE	GIS INTERN (111)	2	18.2326	0.00	0.00
NBNE	GIS INTERN (111)	3	19.1442	0.00	0.00
NBNE	INSTRCTR/PPL/DISABILITIES (115)	1	23.8471	0.00	0.00
NBNE	LIFEGUARD (108)	1	16.8042	0.00	0.00
NBNE	LIFEGUARD (108)	2	17.5914	0.00	0.00
NBNE	LIFEGUARD (108)	3	18.4179	0.00	0.00
NBNE	LIFEGUARD SWIM INSTRUCTOR NB (110)	1	18.1934	0.00	0.00
NBNE	LIFEGUARD SWIM INSTRUCTOR NB (110)	2	19.0500	0.00	0.00
NBNE	LIFEGUARD SWIM INSTRUCTOR NB (110)	3	19.9495	0.00	0.00
NBNE	POOL MANAGER (113)	1	25.4203	0.00	0.00
NBNE	POOL MANAGER (113)	2	26.3405	0.00	0.00
NBNE	POOL MANAGER (113)	3	27.3068	0.00	0.00
NBNE	RECREATION LEADER I (103)	1	13.0059	0.00	0.00
NBNE	RECREATION LEADER I (103)	2	13.6562	0.00	0.00
NBNE	RECREATION LEADER I (103)	3	14.3390	0.00	0.00

**Culver CITY**  
**Salary Schedule**  
**Effective Date 07/01/2020**

**Exhibit A**

**Note:** For FIRE job titles, the printed hourly rates are for 40-hour employees. To determine the hourly rates for 56-hour employees, divide the annual rate by 2912. (Titles with two codes in parentheses indicate they are 40-hour & 56-hour positions. The first code is for 40-hr, the second one for 56-hr.)

Group	Title	Step	Hourly Rate	Monthly Rate	Annual Rate
NBNE	RECREATION LEADER II (109)	1	15.8595	0.00	0.00
NBNE	RECREATION LEADER II (109)	2	16.6524	0.00	0.00
NBNE	RECREATION LEADER II (109)	3	17.4851	0.00	0.00
NBNE	RECREATION SPECIALIST (114)	1	20.0269	0.00	0.00
NBNE	RECREATION SPECIALIST (114)	2	21.0283	0.00	0.00
NBNE	RECREATION SPECIALIST (114)	3	22.0797	0.00	0.00
NBNE	SR RECREATION LEADER (112)	1	17.8274	0.00	0.00
NBNE	SR RECREATION LEADER (112)	2	18.7188	0.00	0.00
NBNE	SR RECREATION LEADER (112)	3	19.6547	0.00	0.00
NBNE	STUDENT WORKER I (100)	1	13.0000	0.00	0.00
NBNE	STUDENT WORKER I (100)	2	13.6500	0.00	0.00
NBNE	STUDENT WORKER I (100)	3	14.3325	0.00	0.00
NBNE	STUDENT WORKER II (102)	1	13.6500	0.00	0.00
NBNE	STUDENT WORKER II (102)	2	14.3325	0.00	0.00
NBNE	STUDENT WORKER II (102)	3	15.0491	0.00	0.00
NBNE	STUDENT WORKER III (105)	1	15.7437	0.00	0.00
NBNE	STUDENT WORKER III (105)	2	16.5309	0.00	0.00
NBNE	STUDENT WORKER III (105)	3	17.3574	0.00	0.00

**Culver CITY**  
**Salary Schedule**  
**Effective Date 07/01/2020**

**Exhibit A**

**Note:** For FIRE job titles, the printed hourly rates are for 40-hour employees. To determine the hourly rates for 56-hour employees, divide the annual rate by 2912. (Titles with two codes in parentheses indicate they are 40-hour & 56-hour positions. The first code is for 40-hr, the second one for 56-hr.)

Group	Title	Step	Hourly Rate	Monthly Rate	Annual Rate
PMGT	ASSISTANT CHIEF (605)	1	101.6754	17,623.73	211,484.78
PMGT	POLICE CAPTAIN (604)	1	88.0277	15,258.14	183,097.72
PMGT	POLICE CHIEF (606)	1	116.9270	20,267.35	243,208.16
PMGT	POLICE LIEUTENANT (603)	1	70.2275	12,172.77	146,073.20



**Culver CITY**  
**Salary Schedule**  
**Effective Date 07/01/2020**

**Exhibit A**

**Note:** For FIRE job titles, the printed hourly rates are for 40-hour employees. To determine the hourly rates for 56-hour employees, divide the annual rate by 2912. (Titles with two codes in parentheses indicate they are 40-hour & 56-hour positions. The first code is for 40-hr, the second one for 56-hr.)

Group	Title	Step	Hourly Rate	Monthly Rate	Annual Rate
POLC	POLICE OFFICER (601)	1	38.2875	6,636.50	79,638.00
POLC	POLICE OFFICER (601)	2	39.4539	6,838.67	82,064.06
POLC	POLICE OFFICER (601)	3	42.2574	7,324.61	87,895.34
POLC	POLICE OFFICER (601)	4	43.3225	7,509.23	90,110.80
POLC	POLICE OFFICER (601)	5	44.6303	7,735.91	92,830.92
POLC	POLICE OFFICER (601)	6	46.1138	7,993.05	95,916.60
POLC	POLICE OFFICER (601)	7	47.5214	8,237.04	98,844.46
POLC	POLICE OFFICER (601)	8	48.7214	8,445.04	101,340.46
POLC	POLICE OFFICER (601)	9	50.0576	8,676.66	104,119.86
POLC	POLICE SERGEANT (602)	1	57.6577	9,994.01	119,928.12

**Culver CITY**  
**Salary Schedule**  
**Effective Date 07/01/2020**

**Exhibit A**

**Note:** For FIRE job titles, the printed hourly rates are for 40-hour employees. To determine the hourly rates for 56-hour employees, divide the annual rate by 2912. (Titles with two codes in parentheses indicate they are 40-hour & 56-hour positions. The first code is for 40-hr, the second one for 56-hr.)

<b>Group</b>	<b>Title</b>	<b>Step</b>	<b>Hourly Rate</b>	<b>Monthly Rate</b>	<b>Annual Rate</b>
POLR	POLICE RECRUIT (600)	1	38.2875	6,636.50	79,638.00

**RESOLUTION NO. 2021-R~~002~~**

A RESOLUTION OF THE CITY COUNCIL OF THE CITY OF  
CULVER CITY, CALIFORNIA, ADOPTING THE  
CLASSIFICATION AND SALARY PLAN FOR POLICE  
SAFETY EMPLOYEES EFFECTIVE JANUARY 17, 2021.

WHEREAS, pursuant to the Salary Initiative Ordinance adopted by the  
electors of the City of Culver City on August 11, 1953 and amended on November 2, 1982,  
salary adjustments are required for certain safety employees; and,

WHEREAS, in accordance with the Salary Initiative Ordinance, as amended,  
various changes were made to the salaries and benefits paid to police safety employees  
effective January 17, 2021.

NOW, THEREFORE, the City Council of the City of Culver City, DOES  
RESOLVE as follows:

1. The Classification and Salary Plan, attached hereto as Exhibit "A" and  
incorporated herein by this reference, is hereby adopted effective January 17, 2021.
2. The Classification and Salary Plan, attached hereto as Exhibit "A" shall  
supersede and replace all previously adopted salary plans for police safety employees.

///

///

///

///

///


///

///

1  
2  
3  
4  
5  
6  
7  
8  
9  
10  
11  
12  
13  
14  
15  
16  
17  
18  
19  
20  
21  
22  
23  
24  
25  
26  
27  
28

3. The City Manager and Chief Financial Officer are hereby authorized to adjust and pay salaries of the City employees in accordance with the Classification and Salary Plan adopted and approved by this Resolution effective January 17, 2021.


APPROVED and ADOPTED this 11<sup>TH</sup> day of January 2021.

  
\_\_\_\_\_  
ALEX FISCH Mayor  
City of Culver City, California

ATTEST:

  
\_\_\_\_\_  
JEREMY GREEN  
City Clerk

APPROVED AS TO FORM:

  
\_\_\_\_\_  
for CAROL A. SCHWAB  
City Attorney

A20-00368

**Culver CITY**  
**Salary Schedule**  
**Effective Date 01/17/2021**

**Note:** For FIRE job titles, the printed hourly rates are for 40-hour employees. To determine the hourly rates for 56-hour employees, divide the annual rate by 2912. (Titles with two codes in parentheses indicate they are 40-hour & 56-hour positions. The first code is for 40-hr, the second one for 56-hr.)

Group	Title	Step	Hourly Rate	Monthly Rate	Annual Rate
PMGT	ASSISTANT CHIEF (605)	1	103.3276	17,910.12	214,921.46
PMGT	POLICE CAPTAIN (604)	1	89.4582	15,506.10	186,073.16
PMGT	POLICE CHIEF (606)	1	118.8271	20,596.70	247,160.42
PMGT	POLICE LIEUTENANT (603)	1	71.3687	12,370.58	148,447.00

**Culver CITY**  
**Salary Schedule**  
**Effective Date 01/17/2021**

**Note:** For FIRE job titles, the printed hourly rates are for 40-hour employees. To determine the hourly rates for 56-hour employees, divide the annual rate by 2912. (Titles with two codes in parentheses indicate they are 40-hour & 56-hour positions. The first code is for 40-hr, the second one for 56-hr.)

Group	Title	Step	Hourly Rate	Monthly Rate	Annual Rate
POLC	POLICE OFFICER (601)	1	38.9097	6,744.36	80,932.28
POLC	POLICE OFFICER (601)	2	40.0950	6,949.80	83,397.60
POLC	POLICE OFFICER (601)	3	42.9441	7,443.65	89,323.78
POLC	POLICE OFFICER (601)	4	44.0265	7,631.26	91,575.12
POLC	POLICE OFFICER (601)	5	45.3555	7,861.62	94,339.44
POLC	POLICE OFFICER (601)	6	46.8631	8,122.94	97,475.30
POLC	POLICE OFFICER (601)	7	48.2936	8,370.90	100,450.74
POLC	POLICE OFFICER (601)	8	49.5131	8,582.28	102,987.30
POLC	POLICE OFFICER (601)	9	50.8710	8,817.64	105,811.68
POLC	POLICE SERGEANT (602)	1	58.5946	10,156.40	121,876.82

# Culver CITY

## Salary Schedule

Effective Date 01/17/2021

**Note:** For FIRE job titles, the printed hourly rates are for 40-hour employees. To determine the hourly rates for 56-hour employees, divide the annual rate by 2912. (Titles with two codes in parentheses indicate they are 40-hour & 56-hour positions. The first code is for 40-hr, the second one for 56-hr.)

Group	Title	Step	Hourly Rate	Monthly Rate	Annual Rate
POLR	POLICE RECRUIT (600)	1	38.9097	6,744.36	80,932.28

**RESOLUTION NO. 2021-R 003**

A RESOLUTION OF THE CITY COUNCIL OF THE CITY OF  
CULVER CITY, CALIFORNIA, ADOPTING THE  
CLASSIFICATION AND SALARY PLAN FOR CITY  
EMPLOYEES EFFECTIVE JANUARY 1, 2021.

WHEREAS, on April 4, 2016, former California Governor Jerry Brown signed into law Senate Bill 3, which increases California's minimum wage each year until it reaches \$15 per hour in 2022; and

WHEREAS, California's minimum wage will increase from \$13.00 to \$14.00 per hour effective January 1, 2021, and Culver City's salary schedule has been updated to reflect this change.

NOW, THEREFORE, the City Council of the City of Culver City, DOES RESOLVE as follows:

1. The Classification and Salary Plan, attached hereto as Exhibit "A" and incorporated herein by this reference, is hereby adopted effective January 1, 2021.

2. The Classification and Salary Plan, attached hereto as Exhibit "A" shall supersede and replace all previously adopted salary plans for City employees.

///

///

///

///

///

///


///



1  
2  
3  
4  
5  
6  
7  
8  
9  
10  
11  
12  
13  
14  
15  
16  
17  
18  
19  
20  
21  
22  
23  
24  
25  
26  
27  
28

3. The City Manager and Chief Financial Officer are hereby authorized to adjust and pay salaries of the City employees in accordance with the Classification and Salary Plan adopted and approved by this Resolution, effective January 1, 2021.

APPROVED and ADOPTED this 11<sup>th</sup> day of January 2021.

  
\_\_\_\_\_  
ALEX FISCH, Mayor  
City of Culver City, California

ATTEST:

  
\_\_\_\_\_  
JEREMY GREEN  
City Clerk

APPROVED AS TO FORM:

  
\_\_\_\_\_  
CAROL A. SCHWAB  
for City Attorney

A20-00367

# Culver CITY

## Salary Schedule

### Effective Date 01/01/2021

**Note:** For FIRE job titles, the printed hourly rates are for 40-hour employees. To determine the hourly rates for 56-hour employees, divide the annual rate by 2912. (Titles with two codes in parentheses indicate they are 40-hour & 56-hour positions. The first code is for 40-hr, the second one for 56-hr.)

Group	Title	Step	Hourly Rate	Monthly Rate	Annual Rate
NBNE	ADMIN INTERN (107)	1	15.6279	0.00	0.00
NBNE	ADMIN INTERN (107)	2	16.4093	0.00	0.00
NBNE	ADMIN INTERN (107)	3	17.2298	0.00	0.00
NBNE	AMBULANCE OPERATOR (116)	1	16.5375	0.00	0.00
NBNE	AMBULANCE OPERATOR (116)	2	17.3644	0.00	0.00
NBNE	AMBULANCE OPERATOR (116)	3	18.2326	0.00	0.00
NBNE	BUS OPERATOR TRAINEE (106)	1	19.1008	0.00	0.00
NBNE	CASHIER PLUNGE (101)	1	14.0464	0.00	0.00
NBNE	CASHIER PLUNGE (101)	2	14.7487	0.00	0.00
NBNE	CASHIER PLUNGE (101)	3	15.4861	0.00	0.00
NBNE	CONTRACT EMPLOYEE (199)	1	20.0000	0.00	0.00
NBNE	CONTRACT EMPLOYEE (199)	2	30.0000	0.00	0.00
NBNE	CONTRACT EMPLOYEE (199)	3	40.0000	0.00	0.00
NBNE	CONTRACT EMPLOYEE (199)	4	50.0000	0.00	0.00
NBNE	CONTRACT EMPLOYEE (199)	5	60.0000	0.00	0.00
NBNE	CONTRACT EMPLOYEE (199)	6	70.0000	0.00	0.00
NBNE	CONTRACT EMPLOYEE (199)	7	80.0000	0.00	0.00
NBNE	CONTRACT EMPLOYEE (199)	8	90.0000	0.00	0.00
NBNE	CONTRACT EMPLOYEE (199)	9	100.0000	0.00	0.00
NBNE	CONTRACT EMPLOYEE (199)	10	110.0000	0.00	0.00
NBNE	CONTRACT EMPLOYEE (199)	11	120.0000	0.00	0.00
NBNE	CONTRACT EMPLOYEE (199)	12	130.0000	0.00	0.00
NBNE	CROSSING GUARD (104)	1	15.2807	0.00	0.00
NBNE	GIS INTERN (111)	1	17.3644	0.00	0.00
NBNE	GIS INTERN (111)	2	18.2326	0.00	0.00
NBNE	GIS INTERN (111)	3	19.1442	0.00	0.00
NBNE	INSTRCTR/PPL/DISABILITIES (115)	1	23.8471	0.00	0.00
NBNE	LIFEGUARD (108)	1	18.1485	0.00	0.00
NBNE	LIFEGUARD (108)	2	18.9987	0.00	0.00
NBNE	LIFEGUARD (108)	3	19.8914	0.00	0.00
NBNE	LIFEGUARD SWIM INSTRUCTOR NB (110)	1	19.6488	0.00	0.00
NBNE	LIFEGUARD SWIM INSTRUCTOR NB (110)	2	20.5740	0.00	0.00
NBNE	LIFEGUARD SWIM INSTRUCTOR NB (110)	3	21.5454	0.00	0.00
NBNE	POOL MANAGER (113)	1	25.4203	0.00	0.00
NBNE	POOL MANAGER (113)	2	26.3405	0.00	0.00
NBNE	POOL MANAGER (113)	3	27.3068	0.00	0.00
NBNE	RECREATION LEADER I (103)	1	14.0464	0.00	0.00
NBNE	RECREATION LEADER I (103)	2	14.7487	0.00	0.00
NBNE	RECREATION LEADER I (103)	3	15.4861	0.00	0.00

# Culver CITY

## Salary Schedule

### Effective Date 01/01/2021

**Note:** For FIRE job titles, the printed hourly rates are for 40-hour employees. To determine the hourly rates for 56-hour employees, divide the annual rate by 2912. (Titles with two codes in parentheses indicate they are 40-hour & 56-hour positions. The first code is for 40-hr, the second one for 56-hr.)

Group	Title	Step	Hourly Rate	Monthly Rate	Annual Rate
NBNE	RECREATION LEADER II (109)	1	16.6524	0.00	0.00
NBNE	RECREATION LEADER II (109)	2	17.4851	0.00	0.00
NBNE	RECREATION LEADER II (109)	3	18.3593	0.00	0.00
NBNE	RECREATION SPECIALIST (114)	1	21.6291	0.00	0.00
NBNE	RECREATION SPECIALIST (114)	2	22.7106	0.00	0.00
NBNE	RECREATION SPECIALIST (114)	3	23.8461	0.00	0.00
NBNE	SR RECREATION LEADER (112)	1	19.2536	0.00	0.00
NBNE	SR RECREATION LEADER (112)	2	20.2163	0.00	0.00
NBNE	SR RECREATION LEADER (112)	3	21.2271	0.00	0.00
NBNE	STUDENT WORKER I (100)	1	14.0400	0.00	0.00
NBNE	STUDENT WORKER I (100)	2	14.7420	0.00	0.00
NBNE	STUDENT WORKER I (100)	3	15.4791	0.00	0.00
NBNE	STUDENT WORKER II (102)	1	14.7420	0.00	0.00
NBNE	STUDENT WORKER II (102)	2	15.4791	0.00	0.00
NBNE	STUDENT WORKER II (102)	3	16.2530	0.00	0.00
NBNE	STUDENT WORKER III (105)	1	17.0032	0.00	0.00
NBNE	STUDENT WORKER III (105)	2	17.8534	0.00	0.00
NBNE	STUDENT WORKER III (105)	3	18.7460	0.00	0.00

**RESOLUTION NO. 2021-R022**

A RESOLUTION OF THE CITY COUNCIL OF THE CITY OF CULVER CITY, CALIFORNIA, ADOPTING THE CLASSIFICATION AND SALARY PLAN FOR CITY EMPLOYEES EFFECTIVE MARCH 22, 2021.

WHEREAS, on March 15, 2021, the City Council approved mid-year budget adjustments which included new and revised job classifications for the Rental Stabilization Program, as well as reinstating positions within Administrative Services, Community Development, Finance, and Information Technology; and

WHEREAS, such action requires the adoption of a revised salary schedule.

NOW, THEREFORE, the City Council of the City of Culver City, DOES HEREBY RESOLVE as follows:

1. The Classification and Salary Plan, attached hereto as Exhibit "A" and incorporated herein by this reference, is hereby adopted effective March 22, 2021.

2. The Classification and Salary Plan attached hereto as Exhibit "A" shall supersede and replace all previously adopted salary plans for City employees.

///

///

///

///

///

///


///


///


1  
2  
3  
4  
5  
6  
7  
8  
9  
10  
11  
12  
13  
14  
15  
16  
17  
18  
19  
20  
21  
22  
23  
24  
25  
26  
27  
28

3. The City Manager and Chief Financial Officer are hereby authorized to adjust and pay salaries of the City employees in accordance with the Classification and Salary Plan adopted and approved by this Resolution, effective March 22, 2021.

APPROVED and ADOPTED this 22nd day of March 2021.

  
\_\_\_\_\_  
ALEX FISCH, Mayor  
City of Culver City, California

ATTEST:  
  
\_\_\_\_\_  
JEREMY GREEN  
City Clerk

APPROVED AS TO FORM:  
  
\_\_\_\_\_  
CAROL A. SCHWAB  
City Attorney

A21-00034

# Culver CITY

## Salary Schedule

### Effective Date 03/22/2021

**Note:** For FIRE job titles, the printed hourly rates are for 40-hour employees. To determine the hourly rates for 56-hour employees, divide the annual rate by 2912. (Titles with two codes in parentheses indicate they are 40-hour & 56-hour positions. The first code is for 40-hr, the second one for 56-hr.)

Group	Title	Step	Hourly Rate	Monthly Rate	Annual Rate
CCEA	ACCOUNT CLERK (205)	1	21.7419	3,768.59	45,223.10
CCEA	ACCOUNT CLERK (205)	2	22.8539	3,961.34	47,536.06
CCEA	ACCOUNT CLERK (205)	3	24.0218	4,163.77	49,965.24
CCEA	ACCOUNT CLERK (205)	4	25.2503	4,376.71	52,520.52
CCEA	ACCOUNT CLERK (205)	5	26.5428	4,600.74	55,208.92
CCEA	ACCOUNT CLERK-REG PT (205R)	1	21.7419	3,768.59	45,223.10
CCEA	ACCOUNT CLERK-REG PT (205R)	2	22.8539	3,961.34	47,536.06
CCEA	ACCOUNT CLERK-REG PT (205R)	3	24.0218	4,163.77	49,965.24
CCEA	ACCOUNTANT (419)	1	32.1962	5,580.68	66,968.20
CCEA	ACCOUNTANT (419)	2	33.8408	5,865.73	70,388.76
CCEA	ACCOUNTANT (419)	3	35.5700	6,165.47	73,985.60
CCEA	ACCOUNTANT (419)	4	37.3881	6,480.61	77,767.30
CCEA	ACCOUNTANT (419)	5	39.2987	6,811.78	81,741.40
CCEA	ACCOUNTANT II (428)	1	35.2166	6,104.22	73,250.58
CCEA	ACCOUNTANT II (428)	2	37.0165	6,416.19	76,994.32
CCEA	ACCOUNTANT II (428)	3	38.9078	6,744.01	80,928.12
CCEA	ACCOUNTANT II (428)	4	40.8963	7,088.68	85,064.20
CCEA	ACCOUNTANT II (428)	5	42.9866	7,451.02	89,412.18
CCEA	ACCOUNTING TECHNICIAN (223)	1	26.4102	4,577.78	54,933.32
CCEA	ACCOUNTING TECHNICIAN (223)	2	27.7359	4,807.55	57,690.62
CCEA	ACCOUNTING TECHNICIAN (223)	3	29.1415	5,051.19	60,614.32
CCEA	ACCOUNTING TECHNICIAN (223)	4	30.6307	5,309.33	63,711.96
CCEA	ACCOUNTING TECHNICIAN (223)	5	32.1962	5,580.68	66,968.20
CCEA	ADMIN CLERK (207)	1	21.5258	3,731.13	44,773.56
CCEA	ADMIN CLERK (207)	2	22.6265	3,921.93	47,063.12
CCEA	ADMIN CLERK (207)	3	23.7828	4,122.34	49,468.12
CCEA	ADMIN CLERK (207)	4	24.9990	4,333.16	51,997.92
CCEA	ADMIN CLERK (207)	5	26.2788	4,554.98	54,659.80
CCEA	ADMIN CLERK-REG PT (207R)	1	21.5258	3,731.13	44,773.56
CCEA	ADMIN CLERK-REG PT (207R)	2	22.6265	3,921.93	47,063.12
CCEA	ADMIN CLERK-REG PT (207R)	3	23.7828	4,122.34	49,468.12
CCEA	ADMIN SECRETARY (222)	1	26.2788	4,554.98	54,659.80
CCEA	ADMIN SECRETARY (222)	2	27.5998	4,783.96	57,407.48
CCEA	ADMIN SECRETARY (222)	3	28.9965	5,026.06	60,312.72
CCEA	ADMIN SECRETARY (222)	4	30.4788	5,282.98	63,395.80
CCEA	ADMIN SECRETARY (222)	5	32.0351	5,552.76	66,633.06
CCEA	ANIMAL SERVICES OFFICER (307)	1	24.9990	4,333.16	51,997.92
CCEA	ANIMAL SERVICES OFFICER (307)	2	26.2788	4,554.98	54,659.80
CCEA	ANIMAL SERVICES OFFICER (307)	3	27.5998	4,783.96	57,407.48
CCEA	ANIMAL SERVICES OFFICER (307)	4	28.9965	5,026.06	60,312.72
CCEA	ANIMAL SERVICES OFFICER (307)	5	30.4788	5,282.98	63,395.80

# Culver CITY

## Salary Schedule

Effective Date 03/22/2021

Group	Title	Step	Hourly Rate	Monthly Rate	Annual Rate
CCEA	ASSISTANT ENGINEER (425)	1	34.8464	6,040.04	72,480.46
CCEA	ASSISTANT ENGINEER (425)	2	36.6269	6,348.66	76,183.90
CCEA	ASSISTANT ENGINEER (425)	3	38.4977	6,672.94	80,075.32
CCEA	ASSISTANT ENGINEER (425)	4	40.4656	7,014.04	84,168.50
CCEA	ASSISTANT ENGINEER (425)	5	42.5329	7,372.37	88,468.38
CCEA	ASSISTANT PLANNER (420)	1	32.5185	5,636.54	67,638.48
CCEA	ASSISTANT PLANNER (420)	2	34.1801	5,924.56	71,094.66
CCEA	ASSISTANT PLANNER (420)	3	35.9263	6,227.22	74,726.60
CCEA	ASSISTANT PLANNER (420)	4	37.7629	6,545.57	78,546.78
CCEA	ASSISTANT PLANNER (420)	5	39.6918	6,879.90	82,558.84
CCEA	ASSOC ANL Y-RATE (495)	1	37.2420	6,455.28	77,463.36
CCEA	ASSOCIATE ANALYST (415)	1	31.5598	5,470.36	65,644.28
CCEA	ASSOCIATE ANALYST (415)	2	33.1722	5,749.86	68,998.28
CCEA	ASSOCIATE ANALYST (415)	3	34.8681	6,043.81	72,525.70
CCEA	ASSOCIATE ANALYST (415)	4	36.6497	6,352.62	76,231.48
CCEA	ASSOCIATE ANALYST (415)	5	38.5217	6,677.10	80,125.24
CCEA	ASSOCIATE ENGINEER (439)	1	41.6954	7,227.20	86,726.38
CCEA	ASSOCIATE ENGINEER (439)	2	43.8254	7,596.40	91,156.78
CCEA	ASSOCIATE ENGINEER (439)	3	46.0653	7,984.64	95,815.72
CCEA	ASSOCIATE ENGINEER (439)	4	48.4183	8,392.50	100,709.96
CCEA	ASSOCIATE ENGINEER (439)	5	50.8937	8,821.58	105,859.00
CCEA	ASSOCIATE PLANNER (431)	1	37.3881	6,480.61	77,767.30
CCEA	ASSOCIATE PLANNER (431)	2	39.2987	6,811.78	81,741.40
CCEA	ASSOCIATE PLANNER (431)	3	41.3067	7,159.84	85,918.04
CCEA	ASSOCIATE PLANNER (431)	4	43.4173	7,525.66	90,307.88
CCEA	ASSOCIATE PLANNER (431)	5	45.6356	7,910.18	94,922.10
CCEA	AUDIO VISUAL OP/ANALYST-REG PT (455R)	1	39.2987	6,811.78	81,741.40
CCEA	AUDIO VISUAL OP/ANALYST-REG PT (455R)	2	41.3067	7,159.84	85,918.04
CCEA	AUDIO VISUAL OP/ANALYST-REG PT (455R)	3	43.4173	7,525.66	90,307.88
CCEA	AUTOMATED ENFORCEMENT TECH (219)	1	24.9990	4,333.16	51,997.92
CCEA	AUTOMATED ENFORCEMENT TECH (219)	2	26.2788	4,554.98	54,659.80
CCEA	AUTOMATED ENFORCEMENT TECH (219)	3	27.5998	4,783.96	57,407.48
CCEA	AUTOMATED ENFORCEMENT TECH (219)	4	28.9965	5,026.06	60,312.72
CCEA	AUTOMATED ENFORCEMENT TECH (219)	5	30.4788	5,282.98	63,395.80
CCEA	BICYCLE/PEDESTRIAN COORD (456)	1	41.6954	7,227.20	86,726.38
CCEA	BICYCLE/PEDESTRIAN COORD (456)	2	43.8254	7,596.40	91,156.78
CCEA	BICYCLE/PEDESTRIAN COORD (456)	3	46.0653	7,984.64	95,815.72
CCEA	BICYCLE/PEDESTRIAN COORD (456)	4	48.4183	8,392.50	100,709.96
CCEA	BICYCLE/PEDESTRIAN COORD (456)	5	50.8937	8,821.58	105,859.00
CCEA	BUILDING AND SAFETY INSPECTOR (327)	1	31.5598	5,470.36	65,644.28

# Culver CITY

## Salary Schedule

### Effective Date 03/22/2021

**Note:** For FIRE job titles, the printed hourly rates are for 40-hour employees. To determine the hourly rates for 56-hour employees, divide the annual rate by 2912. (Titles with two codes in parentheses indicate they are 40-hour & 56-hour positions. The first code is for 40-hr, the second one for 56-hr.)

Group	Title	Step	Hourly Rate	Monthly Rate	Annual Rate
CCEA	BUILDING AND SAFETY INSPECTOR (327)	2	33.1722	5,749.86	68,998.28
CCEA	BUILDING AND SAFETY INSPECTOR (327)	3	34.8681	6,043.81	72,525.70
CCEA	BUILDING AND SAFETY INSPECTOR (327)	4	36.6497	6,352.62	76,231.48
CCEA	BUILDING AND SAFETY INSPECTOR (327)	5	38.5217	6,677.10	80,125.24
CCEA	BUILDING ENGINEER (433)	1	38.9078	6,744.01	80,928.12
CCEA	BUILDING ENGINEER (433)	2	40.8963	7,088.68	85,064.20
CCEA	BUILDING ENGINEER (433)	3	42.9866	7,451.02	89,412.18
CCEA	BUILDING ENGINEER (433)	4	45.1830	7,831.72	93,980.64
CCEA	BUILDING ENGINEER (433)	5	47.4915	8,231.86	98,782.32
CCEA	BUS OPERATOR (305)	0	22.0699	3,825.45	45,905.34
CCEA	BUS OPERATOR (305)	1	24.3830	4,226.39	50,716.64
CCEA	BUS OPERATOR (305)	2	25.6308	4,442.66	53,311.96
CCEA	BUS OPERATOR (305)	3	26.9358	4,668.86	56,026.36
CCEA	BUS OPERATOR (305)	4	28.2833	4,902.43	58,829.16
CCEA	BUS OPERATOR (305)	5	29.7290	5,153.03	61,836.32
CCEA	BUS OPERATOR-REG PT (305R)	1	19.9741	3,462.18	41,546.18
CCEA	BUS OPERATOR-REG PT (305R)	2	20.9946	3,639.07	43,668.82
CCEA	BUS OPERATOR-REG PT (305R)	3	22.0699	3,825.45	45,905.34
CCEA	BUSINESS TAX INSPECTOR (224)	1	26.5428	4,600.74	55,208.92
CCEA	BUSINESS TAX INSPECTOR (224)	2	27.8718	4,831.10	57,973.24
CCEA	BUSINESS TAX INSPECTOR (224)	3	29.2866	5,076.35	60,916.18
CCEA	BUSINESS TAX INSPECTOR (224)	4	30.7836	5,335.83	64,029.94
CCEA	BUSINESS TAX INSPECTOR (224)	5	32.3563	5,608.42	67,301.00
CCEA	BUYER (434)	1	39.1033	6,777.90	81,334.76
CCEA	BUYER (434)	2	41.1011	7,124.20	85,490.34
CCEA	BUYER (434)	3	43.2015	7,488.26	89,859.12
CCEA	BUYER (434)	4	45.4093	7,870.94	94,451.24
CCEA	BUYER (434)	5	47.7291	8,273.05	99,276.58
CCEA	CEMENT FINISHER (314)	1	27.0663	4,691.48	56,297.80
CCEA	CEMENT FINISHER (314)	2	28.4239	4,926.81	59,121.66
CCEA	CEMENT FINISHER (314)	3	29.8764	5,178.57	62,142.86
CCEA	CEMENT FINISHER (314)	4	31.4032	5,443.23	65,318.76
CCEA	CEMENT FINISHER (314)	5	33.0077	5,721.34	68,656.12
CCEA	CITY CLERK SPECIALIST (452)	1	30.0250	5,204.33	62,452.00
CCEA	CITY CLERK SPECIALIST (452)	2	31.5598	5,470.36	65,644.28
CCEA	CITY CLERK SPECIALIST (452)	3	33.1722	5,749.86	68,998.28
CCEA	CITY CLERK SPECIALIST (452)	4	34.8681	6,043.81	72,525.70
CCEA	CITY CLERK SPECIALIST (452)	5	36.6497	6,352.62	76,231.48
CCEA	CLAIMS/SAFETY TECHNICIAN (402)	1	30.0250	5,204.33	62,452.00
CCEA	CLAIMS/SAFETY TECHNICIAN (402)	2	31.5598	5,470.36	65,644.28
CCEA	CLAIMS/SAFETY TECHNICIAN (402)	3	33.1722	5,749.86	68,998.28



# Culver CITY

## Salary Schedule

### Effective Date 03/22/2021

**Note:** For FIRE job titles, the printed hourly rates are for 40-hour employees. To determine the hourly rates for 56-hour employees, divide the annual rate by 2912. (Titles with two codes in parentheses indicate they are 40-hour & 56-hour positions. The first code is for 40-hr, the second one for 56-hr.)

Group	Title	Step	Hourly Rate	Monthly Rate	Annual Rate
CCEA	CLAIMS/SAFETY TECHNICIAN (402)	4	34.8681	6,043.81	72,525.70
CCEA	CLAIMS/SAFETY TECHNICIAN (402)	5	36.6497	6,352.62	76,231.48
CCEA	CLERK (200)	1	17.3644	3,009.83	36,117.90
CCEA	CLERK (200)	2	18.2519	3,163.66	37,963.90
CCEA	CLERK (200)	3	19.1854	3,325.47	39,905.58
CCEA	CLERK (200)	4	20.1672	3,495.66	41,947.88
CCEA	CLERK (200)	5	21.1971	3,674.17	44,090.02
CCEA	CLERK TYPIST (202)	1	18.5341	3,212.58	38,550.98
CCEA	CLERK TYPIST (202)	2	19.4826	3,376.99	40,523.86
CCEA	CLERK TYPIST (202)	3	20.4780	3,549.52	42,594.24
CCEA	CLERK TYPIST (202)	4	21.5258	3,731.13	44,773.56
CCEA	CLERK TYPIST (202)	5	22.6265	3,921.93	47,063.12
CCEA	CLERK TYPIST-REG PT (202R)	1	18.5341	3,212.58	38,550.98
CCEA	CLERK TYPIST-REG PT (202R)	2	19.4826	3,376.99	40,523.86
CCEA	CLERK TYPIST-REG PT (202R)	3	20.4780	3,549.52	42,594.24
CCEA	CLERK-REG PT (200R)	1	17.3644	3,009.83	36,117.90
CCEA	CLERK-REG PT (200R)	2	18.2519	3,163.66	37,963.90
CCEA	CLERK-REG PT (200R)	3	19.1854	3,325.47	39,905.58
CCEA	COACH CLEANER (231)	1	20.1738	3,496.78	41,961.40
CCEA	COACH CLEANER (231)	2	21.2058	3,675.66	44,107.96
CCEA	COACH CLEANER (231)	3	22.2905	3,863.69	46,364.24
CCEA	COACH CLEANER (231)	4	23.4297	4,061.16	48,733.88
CCEA	COACH CLEANER (231)	5	24.6274	4,268.75	51,224.94
CCEA	CODE ENFORCEMENT ANALYST (429)	1	36.2876	6,289.86	75,478.26
CCEA	CODE ENFORCEMENT ANALYST (429)	2	38.1412	6,611.15	79,333.80
CCEA	CODE ENFORCEMENT ANALYST (429)	3	40.0908	6,949.06	83,388.76
CCEA	CODE ENFORCEMENT ANALYST (429)	4	42.1388	7,304.05	87,648.60
CCEA	CODE ENFORCEMENT ANALYST (429)	5	44.2930	7,677.45	92,129.44
CCEA	CODE ENFORCEMENT OFFICER (228)	1	29.4293	5,101.07	61,212.84
CCEA	CODE ENFORCEMENT OFFICER (228)	2	30.9332	5,361.76	64,341.16
CCEA	CODE ENFORCEMENT OFFICER (228)	3	32.5138	5,635.72	67,628.60
CCEA	CODE ENFORCEMENT OFFICER (228)	4	34.1750	5,923.67	71,084.00
CCEA	CODE ENFORCEMENT OFFICER (228)	5	35.9209	6,226.29	74,715.42
CCEA	COMM SVCS OFFICER-REG PT (201R)	1	17.2838	2,995.85	35,950.20
CCEA	COMM SVCS OFFICER-REG PT (201R)	2	18.1672	3,148.99	37,787.88
CCEA	COMM SVCS OFFICER-REG PT (201R)	3	19.0963	3,310.02	39,720.20
CCEA	COMMUNICATION SUPERVISOR (453)	1	41.9629	7,273.57	87,282.78
CCEA	COMMUNICATION SUPERVISOR (453)	2	44.1083	7,645.43	91,745.16
CCEA	COMMUNICATION SUPERVISOR (453)	3	46.3619	8,036.06	96,432.70
CCEA	COMMUNICATION SUPERVISOR (453)	4	48.7299	8,446.51	101,358.14

# Culver CITY

## Salary Schedule

### Effective Date 03/22/2021

**Note:** For FIRE job titles, the printed hourly rates are for 40-hour employees. To determine the hourly rates for 56-hour employees, divide the annual rate by 2912. (Titles with two codes in parentheses indicate they are 40-hour & 56-hour positions. The first code is for 40-hr, the second one for 56-hr.)

Group	Title	Step	Hourly Rate	Monthly Rate	Annual Rate
CCEA	COMMUNICATION SUPERVISOR (453)	5	51.2209	8,878.29	106,539.42
CCEA	COMMUNICATIONS TECHNICIAN (333)	1	36.4895	6,324.85	75,898.16
CCEA	COMMUNICATIONS TECHNICIAN (333)	2	38.3550	6,648.20	79,778.40
CCEA	COMMUNICATIONS TECHNICIAN (333)	3	40.3147	6,987.89	83,854.68
CCEA	COMMUNICATIONS TECHNICIAN (333)	4	42.3738	7,344.78	88,137.40
CCEA	COMMUNICATIONS TECHNICIAN (333)	5	44.5398	7,720.22	92,642.68
CCEA	COMPUTER PROGRAMMER (422)	1	33.3378	5,778.54	69,342.52
CCEA	COMPUTER PROGRAMMER (422)	2	35.0418	6,073.90	72,886.84
CCEA	COMPUTER PROGRAMMER (422)	3	36.8326	6,384.32	76,611.86
CCEA	COMPUTER PROGRAMMER (422)	4	38.7148	6,710.56	80,526.68
CCEA	COMPUTER PROGRAMMER (422)	5	40.6930	7,053.45	84,641.44
CCEA	CUSTODIAN (203)	1	18.8141	3,261.12	39,133.38
CCEA	CUSTODIAN (203)	2	19.7752	3,427.71	41,132.52
CCEA	CUSTODIAN (203)	3	20.7866	3,603.02	43,236.18
CCEA	CUSTODIAN (203)	4	21.8503	3,787.38	45,448.52
CCEA	CUSTODIAN (203)	5	22.9670	3,980.95	47,771.36
CCEA	CUSTODIAN-REG PT (203R)	1	18.8141	3,261.12	39,133.38
CCEA	CUSTODIAN-REG PT (203R)	2	19.7752	3,427.71	41,132.52
CCEA	CUSTODIAN-REG PT (203R)	3	20.7866	3,603.02	43,236.18
CCEA	ELEC FLEET SVCS TECH (338)	1	31.4221	5,446.50	65,358.02
CCEA	ELEC FLEET SVCS TECH (338)	2	33.0274	5,724.75	68,696.94
CCEA	ELEC FLEET SVCS TECH (338)	3	34.7157	6,017.40	72,208.76
CCEA	ELEC FLEET SVCS TECH (338)	4	36.4895	6,324.85	75,898.16
CCEA	ELEC FLEET SVCS TECH (338)	5	38.3550	6,648.20	79,778.40
CCEA	ELECTRICAL MAINT CREWLEADER (337)	1	39.0618	6,770.70	81,248.44
CCEA	ELECTRICAL MAINT CREWLEADER (337)	2	41.0586	7,116.83	85,401.94
CCEA	ELECTRICAL MAINT CREWLEADER (337)	3	43.1562	7,480.42	89,765.00
CCEA	ELECTRICAL MAINT CREWLEADER (337)	4	45.3616	7,862.68	94,352.18
CCEA	ELECTRICAL MAINT CREWLEADER (337)	5	47.6798	8,264.49	99,173.88
CCEA	ENGINEERING DRAWING & DOC TECH (432)	1	37.3881	6,480.61	77,767.30
CCEA	ENGINEERING DRAWING & DOC TECH (432)	2	39.2987	6,811.78	81,741.40
CCEA	ENGINEERING DRAWING & DOC TECH (432)	3	41.3067	7,159.84	85,918.04
CCEA	ENGINEERING DRAWING & DOC TECH (432)	4	43.4173	7,525.66	90,307.88
CCEA	ENGINEERING DRAWING & DOC TECH (432)	5	45.6356	7,910.18	94,922.10
CCEA	ENGINEERING TECHNICIAN (406)	1	29.1415	5,051.19	60,614.32
CCEA	ENGINEERING TECHNICIAN (406)	2	30.6307	5,309.33	63,711.96
CCEA	ENGINEERING TECHNICIAN (406)	3	32.1962	5,580.68	66,968.20
CCEA	ENGINEERING TECHNICIAN (406)	4	33.8408	5,865.73	70,388.76
CCEA	ENGINEERING TECHNICIAN (406)	5	35.5700	6,165.47	73,985.60
CCEA	ENVIRONMENTAL COMPLIANCE INSP (451)	1	31.7174	5,497.68	65,972.14

# Culver CITY

## Salary Schedule

### Effective Date 03/22/2021

**Note:** For FIRE job titles, the printed hourly rates are for 40-hour employees. To determine the hourly rates for 56-hour employees, divide the annual rate by 2912. (Titles with two codes in parentheses indicate they are 40-hour & 56-hour positions. The first code is for 40-hr, the second one for 56-hr.)

Group	Title	Step	Hourly Rate	Monthly Rate	Annual Rate
CCEA	ENVIRONMENTAL COMPLIANCE INSP (451)	2	33.3378	5,778.54	69,342.52
CCEA	ENVIRONMENTAL COMPLIANCE INSP (451)	3	35.0418	6,073.90	72,886.84
CCEA	ENVIRONMENTAL COMPLIANCE INSP (451)	4	36.8326	6,384.32	76,611.86
CCEA	ENVIRONMENTAL COMPLIANCE INSP (451)	5	38.7148	6,710.56	80,526.68
CCEA	FACILITIES LEADWORKER (332)	1	33.1722	5,749.86	68,998.28
CCEA	FACILITIES LEADWORKER (332)	2	34.8681	6,043.81	72,525.70
CCEA	FACILITIES LEADWORKER (332)	3	36.6497	6,352.62	76,231.48
CCEA	FACILITIES LEADWORKER (332)	4	38.5217	6,677.10	80,125.24
CCEA	FACILITIES LEADWORKER (332)	5	40.4907	7,018.40	84,220.76
CCEA	FACILITIES MAINT CREW LEADER (322)	1	30.0250	5,204.33	62,452.00
CCEA	FACILITIES MAINT CREW LEADER (322)	2	31.5598	5,470.36	65,644.28
CCEA	FACILITIES MAINT CREW LEADER (322)	3	33.1722	5,749.86	68,998.28
CCEA	FACILITIES MAINT CREW LEADER (322)	4	34.8681	6,043.81	72,525.70
CCEA	FACILITIES MAINT CREW LEADER (322)	5	36.6497	6,352.62	76,231.48
CCEA	FACILITIES MAINTENANCE WORKER (303)	1	24.2618	4,205.37	50,464.44
CCEA	FACILITIES MAINTENANCE WORKER (303)	2	25.5027	4,420.48	53,045.72
CCEA	FACILITIES MAINTENANCE WORKER (303)	3	26.8079	4,646.70	55,760.38
CCEA	FACILITIES MAINTENANCE WORKER (303)	4	28.1451	4,878.49	58,541.86
CCEA	FACILITIES MAINTENANCE WORKER (303)	5	29.5804	5,127.27	61,527.18
CCEA	FIRE PREVENTION SPECIALIST (437)	1	40.3307	6,990.66	83,887.96
CCEA	FIRE PREVENTION SPECIALIST (437)	2	42.3923	7,347.99	88,175.88
CCEA	FIRE PREVENTION SPECIALIST (437)	3	44.5580	7,723.39	92,680.64
CCEA	FIRE PREVENTION SPECIALIST (437)	4	46.8357	8,118.20	97,418.36
CCEA	FIRE PREVENTION SPECIALIST (437)	5	49.2285	8,532.94	102,395.28
CCEA	FIRE PREVENTION SPECIALIST-REG PT (437R)	1	40.3307	6,990.66	83,887.96
CCEA	FIRE PREVENTION SPECIALIST-REG PT (437R)	2	42.3923	7,347.99	88,175.88
CCEA	FIRE PREVENTION SPECIALIST-REG PT (437R)	3	44.5580	7,723.39	92,680.64
CCEA	FLEET SERVICES ASSISTANT (210)	1	21.7419	3,768.59	45,223.10
CCEA	FLEET SERVICES ASSISTANT (210)	2	22.8539	3,961.34	47,536.06
CCEA	FLEET SERVICES ASSISTANT (210)	3	24.0218	4,163.77	49,965.24
CCEA	FLEET SERVICES ASSISTANT (210)	4	25.2503	4,376.71	52,520.52
CCEA	FLEET SERVICES ASSISTANT (210)	5	26.5428	4,600.74	55,208.92
CCEA	FLEET SERVICES ASSISTANT-REG PT (210R)	1	21.7419	3,768.59	45,223.10
CCEA	FLEET SERVICES ASSISTANT-REG PT (210R)	2	22.8539	3,961.34	47,536.06
CCEA	FLEET SERVICES ASSISTANT-REG PT (210R)	3	24.0218	4,163.77	49,965.24
CCEA	FLEET SERVICES SUPERVISOR (427)	1	35.7427	6,195.41	74,344.92
CCEA	FLEET SERVICES SUPERVISOR (427)	2	37.5693	6,512.00	78,144.04
CCEA	FLEET SERVICES SUPERVISOR (427)	3	39.4890	6,844.76	82,137.12
CCEA	FLEET SERVICES SUPERVISOR (427)	4	41.5070	7,194.55	86,334.56

# Culver CITY

## Salary Schedule

### Effective Date 03/22/2021

**Note:** For FIRE job titles, the printed hourly rates are for 40-hour employees. To determine the hourly rates for 56-hour employees, divide the annual rate by 2912. (Titles with two codes in parentheses indicate they are 40-hour & 56-hour positions. The first code is for 40-hr, the second one for 56-hr.)

Group	Title	Step	Hourly Rate	Monthly Rate	Annual Rate
CCEA	FLEET SERVICES SUPERVISOR (427)	5	43.6284	7,562.25	90,747.02
CCEA	FLEET SERVICES TECHNICIAN (309)	1	25.1234	4,354.72	52,256.62
CCEA	FLEET SERVICES TECHNICIAN (309)	2	26.4102	4,577.78	54,933.32
CCEA	FLEET SERVICES TECHNICIAN (309)	3	27.7359	4,807.55	57,690.62
CCEA	FLEET SERVICES TECHNICIAN (309)	4	29.1415	5,051.19	60,614.32
CCEA	FLEET SERVICES TECHNICIAN (309)	5	30.6307	5,309.33	63,711.96
CCEA	FORENSIC SPECIALIST (335)	1	35.3938	6,134.92	73,619.00
CCEA	FORENSIC SPECIALIST (335)	2	37.2018	6,448.30	77,379.64
CCEA	FORENSIC SPECIALIST (335)	3	39.1033	6,777.90	81,334.76
CCEA	FORENSIC SPECIALIST (335)	4	41.1011	7,124.20	85,490.34
CCEA	FORENSIC SPECIALIST (335)	5	43.2015	7,488.26	89,859.12
CCEA	GIS ANALYST (438)	1	41.3067	7,159.84	85,918.04
CCEA	GIS ANALYST (438)	2	43.4173	7,525.66	90,307.88
CCEA	GIS ANALYST (438)	3	45.6356	7,910.18	94,922.10
CCEA	GIS ANALYST (438)	4	47.9682	8,314.50	99,773.96
CCEA	GIS ANALYST (438)	5	50.4193	8,739.34	104,872.04
CCEA	GIS TECHNICIAN (424)	1	34.3516	5,954.28	71,451.38
CCEA	GIS TECHNICIAN (424)	2	36.1069	6,258.53	75,102.30
CCEA	GIS TECHNICIAN (424)	3	37.9514	6,578.24	78,938.86
CCEA	GIS TECHNICIAN (424)	4	39.8907	6,914.40	82,972.76
CCEA	GIS TECHNICIAN (424)	5	41.9295	7,267.78	87,213.36
CCEA	GRAPHIC SERVICES ASSISTANT (209)	1	21.6322	3,749.59	44,995.08
CCEA	GRAPHIC SERVICES ASSISTANT (209)	2	22.7395	3,941.51	47,298.16
CCEA	GRAPHIC SERVICES ASSISTANT (209)	3	23.9019	4,142.99	49,715.90
CCEA	GRAPHIC SERVICES ASSISTANT (209)	4	25.1234	4,354.72	52,256.62
CCEA	GRAPHIC SERVICES ASSISTANT (209)	5	26.4102	4,577.78	54,933.32
CCEA	GRAPHIC SERVICES SUPERVISOR (413)	1	30.7836	5,335.83	64,029.94
CCEA	GRAPHIC SERVICES SUPERVISOR (413)	2	32.3563	5,608.42	67,301.00
CCEA	GRAPHIC SERVICES SUPERVISOR (413)	3	34.0098	5,895.02	70,740.28
CCEA	GRAPHIC SERVICES SUPERVISOR (413)	4	35.7480	6,196.32	74,355.84
CCEA	GRAPHIC SERVICES SUPERVISOR (413)	5	37.5742	6,512.87	78,154.44
CCEA	HEAVY EQUIPMENT OPERATOR (313)	1	26.5428	4,600.74	55,208.92
CCEA	HEAVY EQUIPMENT OPERATOR (313)	2	27.8718	4,831.10	57,973.24
CCEA	HEAVY EQUIPMENT OPERATOR (313)	3	29.2866	5,076.35	60,916.18
CCEA	HEAVY EQUIPMENT OPERATOR (313)	4	30.7836	5,335.83	64,029.94
CCEA	HEAVY EQUIPMENT OPERATOR (313)	5	32.3563	5,608.42	67,301.00
CCEA	HEAVY EQUIPMENT OPERATOR-REG PT (313R)	1	26.5428	4,600.74	55,208.92
CCEA	HEAVY EQUIPMENT OPERATOR-REG PT (313R)	2	27.8718	4,831.10	57,973.24
CCEA	HEAVY EQUIPMENT OPERATOR-REG PT (313R)	3	29.2866	5,076.35	60,916.18

# Culver CITY

## Salary Schedule

### Effective Date 03/22/2021

**Note:** For FIRE job titles, the printed hourly rates are for 40-hour employees. To determine the hourly rates for 56-hour employees, divide the annual rate by 2912. (Titles with two codes in parentheses indicate they are 40-hour & 56-hour positions. The first code is for 40-hr, the second one for 56-hr.)

Group	Title	Step	Hourly Rate	Monthly Rate	Annual Rate
CCEA	HEAVY TRUCK DRIVER (312)	1	25.5027	4,420.48	53,045.72
CCEA	HEAVY TRUCK DRIVER (312)	2	26.8079	4,646.70	55,760.38
CCEA	HEAVY TRUCK DRIVER (312)	3	28.1451	4,878.49	58,541.86
CCEA	HEAVY TRUCK DRIVER (312)	4	29.5804	5,127.27	61,527.18
CCEA	HEAVY TRUCK DRIVER (312)	5	31.0922	5,389.32	64,671.88
CCEA	HEAVY TRUCK DRIVER-REG PT (312R)	1	25.5027	4,420.48	53,045.72
CCEA	HEAVY TRUCK DRIVER-REG PT (312R)	2	26.8079	4,646.70	55,760.38
CCEA	HEAVY TRUCK DRIVER-REG PT (312R)	3	28.1451	4,878.49	58,541.86
CCEA	HOUSING ASSISTANT (409)	1	29.2866	5,076.35	60,916.18
CCEA	HOUSING ASSISTANT (409)	2	30.7836	5,335.83	64,029.94
CCEA	HOUSING ASSISTANT (409)	3	32.3563	5,608.42	67,301.00
CCEA	HOUSING ASSISTANT (409)	4	34.0098	5,895.02	70,740.28
CCEA	HOUSING ASSISTANT (409)	5	35.7480	6,196.32	74,355.84
CCEA	HOUSING SPECIALIST (426)	1	34.8681	6,043.81	72,525.70
CCEA	HOUSING SPECIALIST (426)	2	36.6497	6,352.62	76,231.48
CCEA	HOUSING SPECIALIST (426)	3	38.5217	6,677.10	80,125.24
CCEA	HOUSING SPECIALIST (426)	4	40.4907	7,018.40	84,220.76
CCEA	HOUSING SPECIALIST (426)	5	42.5602	7,377.11	88,525.32
CCEA	HUMAN RESOURCES ASSOCIATE (410)	1	33.0274	5,724.75	68,696.94
CCEA	HUMAN RESOURCES ASSOCIATE (410)	2	34.7157	6,017.40	72,208.76
CCEA	HUMAN RESOURCES ASSOCIATE (410)	3	36.4895	6,324.85	75,898.16
CCEA	HUMAN RESOURCES ASSOCIATE (410)	4	38.3550	6,648.20	79,778.40
CCEA	HUMAN RESOURCES ASSOCIATE (410)	5	40.3147	6,987.89	83,854.68
CCEA	HUMAN RESOURCES TECHNICIAN (411)	1	30.0250	5,204.33	62,452.00
CCEA	HUMAN RESOURCES TECHNICIAN (411)	2	31.5598	5,470.36	65,644.28
CCEA	HUMAN RESOURCES TECHNICIAN (411)	3	33.1722	5,749.86	68,998.28
CCEA	HUMAN RESOURCES TECHNICIAN (411)	4	34.8681	6,043.81	72,525.70
CCEA	HUMAN RESOURCES TECHNICIAN (411)	5	36.6497	6,352.62	76,231.48
CCEA	HVAC MAINTENANCE WORKER (326)	1	31.0922	5,389.32	64,671.88
CCEA	HVAC MAINTENANCE WORKER (326)	2	32.6808	5,664.66	67,975.96
CCEA	HVAC MAINTENANCE WORKER (326)	3	34.3516	5,954.28	71,451.38
CCEA	HVAC MAINTENANCE WORKER (326)	4	36.1069	6,258.53	75,102.30
CCEA	HVAC MAINTENANCE WORKER (326)	5	37.9514	6,578.24	78,938.86
CCEA	HVAC TECHNICIAN (339)	1	32.6468	5,658.77	67,905.24
CCEA	HVAC TECHNICIAN (339)	2	34.3084	5,946.79	71,361.42
CCEA	HVAC TECHNICIAN (339)	3	36.0691	6,251.98	75,023.78
CCEA	HVAC TECHNICIAN (339)	4	37.9122	6,571.46	78,857.48
CCEA	HVAC TECHNICIAN (339)	5	39.8490	6,907.16	82,885.92
CCEA	INFORMATION SYSTEMS ANALYST (435)	1	39.2987	6,811.78	81,741.40
CCEA	INFORMATION SYSTEMS ANALYST (435)	2	41.3067	7,159.84	85,918.04
CCEA	INFORMATION SYSTEMS ANALYST (435)	3	43.4173	7,525.66	90,307.88

# Culver CITY

## Salary Schedule

### Effective Date 03/22/2021

**Note:** For FIRE job titles, the printed hourly rates are for 40-hour employees. To determine the hourly rates for 56-hour employees, divide the annual rate by 2912. (Titles with two codes in parentheses indicate they are 40-hour & 56-hour positions. The first code is for 40-hr, the second one for 56-hr.)

Group	Title	Step	Hourly Rate	Monthly Rate	Annual Rate
CCEA	INFORMATION SYSTEMS ANALYST (435)	4	45.6356	7,910.18	94,922.10
CCEA	INFORMATION SYSTEMS ANALYST (435)	5	47.9682	8,314.50	99,773.96
CCEA	INFORMATION TECHNOLOGY ANALYST (418)	1	31.8763	5,525.22	66,302.60
CCEA	INFORMATION TECHNOLOGY ANALYST (418)	2	33.5049	5,807.51	69,690.14
CCEA	INFORMATION TECHNOLOGY ANALYST (418)	3	35.2166	6,104.22	73,250.58
CCEA	INFORMATION TECHNOLOGY ANALYST (418)	4	37.0165	6,416.19	76,994.32
CCEA	INFORMATION TECHNOLOGY ANALYST (418)	5	38.9078	6,744.01	80,928.12
CCEA	IRRIGATION MAINTENANCE TECHNIC (304)	1	24.2618	4,205.37	50,464.44
CCEA	IRRIGATION MAINTENANCE TECHNIC (304)	2	25.5027	4,420.48	53,045.72
CCEA	IRRIGATION MAINTENANCE TECHNIC (304)	3	26.8079	4,646.70	55,760.38
CCEA	IRRIGATION MAINTENANCE TECHNIC (304)	4	28.1451	4,878.49	58,541.86
CCEA	IRRIGATION MAINTENANCE TECHNIC (304)	5	29.5804	5,127.27	61,527.18
CCEA	JAILER (218)	1	24.2618	4,205.37	50,464.44
CCEA	JAILER (218)	2	25.5027	4,420.48	53,045.72
CCEA	JAILER (218)	3	26.8079	4,646.70	55,760.38
CCEA	JAILER (218)	4	28.1451	4,878.49	58,541.86
CCEA	JAILER (218)	5	29.5804	5,127.27	61,527.18
CCEA	JAILER - Y-RATE (297)	1	30.8037	5,339.32	64,071.80
CCEA	LABORER (204)	1	20.1738	3,496.78	41,961.40
CCEA	LABORER (204)	2	21.2058	3,675.66	44,107.96
CCEA	LABORER (204)	3	22.2905	3,863.69	46,364.24
CCEA	LABORER (204)	4	23.4297	4,061.16	48,733.88
CCEA	LABORER (204)	5	24.6274	4,268.75	51,224.94
CCEA	LABORER-REG PT (204R)	1	20.1738	3,496.78	41,961.40
CCEA	LABORER-REG PT (204R)	2	21.2058	3,675.66	44,107.96
CCEA	LABORER-REG PT (204R)	3	22.2905	3,863.69	46,364.24
CCEA	LEGAL SECRETARY (412)	1	30.6307	5,309.33	63,711.96
CCEA	LEGAL SECRETARY (412)	2	32.1962	5,580.68	66,968.20
CCEA	LEGAL SECRETARY (412)	3	33.8408	5,865.73	70,388.76
CCEA	LEGAL SECRETARY (412)	4	35.5700	6,165.47	73,985.60
CCEA	LEGAL SECRETARY (412)	5	37.3881	6,480.61	77,767.30
CCEA	MAINTENANCE CARPENTER (319)	1	28.1451	4,878.49	58,541.86
CCEA	MAINTENANCE CARPENTER (319)	2	29.5804	5,127.27	61,527.18
CCEA	MAINTENANCE CARPENTER (319)	3	31.0922	5,389.32	64,671.88
CCEA	MAINTENANCE CARPENTER (319)	4	32.6808	5,664.66	67,975.96
CCEA	MAINTENANCE CARPENTER (319)	5	34.3516	5,954.28	71,451.38
CCEA	MAINTENANCE ELECTRICIAN (328)	1	31.5598	5,470.36	65,644.28
CCEA	MAINTENANCE ELECTRICIAN (328)	2	33.1722	5,749.86	68,998.28
CCEA	MAINTENANCE ELECTRICIAN (328)	3	34.8681	6,043.81	72,525.70
CCEA	MAINTENANCE ELECTRICIAN (328)	4	36.6497	6,352.62	76,231.48

# Culver CITY

## Salary Schedule

### Effective Date 03/22/2021

**Note:** For FIRE job titles, the printed hourly rates are for 40-hour employees. To determine the hourly rates for 56-hour employees, divide the annual rate by 2912. (Titles with two codes in parentheses indicate they are 40-hour & 56-hour positions. The first code is for 40-hr, the second one for 56-hr.)

Group	Title	Step	Hourly Rate	Monthly Rate	Annual Rate
CCEA	MAINTENANCE ELECTRICIAN (328)	5	38.5217	6,677.10	80,125.24
CCEA	MAINTENANCE PAINTER (317)	1	28.0080	4,854.72	58,256.64
CCEA	MAINTENANCE PAINTER (317)	2	29.4330	5,101.72	61,220.64
CCEA	MAINTENANCE PAINTER (317)	3	30.9380	5,362.59	64,351.04
CCEA	MAINTENANCE PAINTER (317)	4	32.5185	5,636.54	67,638.48
CCEA	MAINTENANCE PAINTER (317)	5	34.1801	5,924.56	71,094.66
CCEA	MAINTENANCE PLUMBER (329)	1	31.5598	5,470.36	65,644.28
CCEA	MAINTENANCE PLUMBER (329)	2	33.1722	5,749.86	68,998.28
CCEA	MAINTENANCE PLUMBER (329)	3	34.8681	6,043.81	72,525.70
CCEA	MAINTENANCE PLUMBER (329)	4	36.6497	6,352.62	76,231.48
CCEA	MAINTENANCE PLUMBER (329)	5	38.5217	6,677.10	80,125.24
CCEA	MAINTENANCE WORKER I (206)	1	21.0996	3,657.27	43,887.22
CCEA	MAINTENANCE WORKER I (206)	2	22.1796	3,844.47	46,133.62
CCEA	MAINTENANCE WORKER I (206)	3	23.3121	4,040.77	48,489.22
CCEA	MAINTENANCE WORKER I (206)	4	24.5041	4,247.38	50,968.58
CCEA	MAINTENANCE WORKER I (206)	5	25.7588	4,464.85	53,578.20
CCEA	MAINTENANCE WORKER I-REG PT (206R)	1	21.0996	3,657.27	43,887.22
CCEA	MAINTENANCE WORKER I-REG PT (206R)	2	22.1796	3,844.47	46,133.62
CCEA	MAINTENANCE WORKER I-REG PT (206R)	3	23.3121	4,040.77	48,489.22
CCEA	MAINTENANCE WORKER II (213)	1	22.4025	3,883.10	46,597.20
CCEA	MAINTENANCE WORKER II (213)	2	23.5463	4,081.35	48,976.20
CCEA	MAINTENANCE WORKER II (213)	3	24.7510	4,290.17	51,482.08
CCEA	MAINTENANCE WORKER II (213)	4	26.0181	4,509.81	54,117.70
CCEA	MAINTENANCE WORKER II (213)	5	27.3324	4,737.61	56,851.34
CCEA	MAINTENANCE WORKER II-REG PT (213R)	1	22.4025	3,883.10	46,597.20
CCEA	MAINTENANCE WORKER II-REG PT (213R)	2	23.5463	4,081.35	48,976.20
CCEA	MAINTENANCE WORKER II-REG PT (213R)	3	24.7510	4,290.17	51,482.08
CCEA	NETWORK ADMINISTRATOR (440)	1	43.2015	7,488.26	89,859.12
CCEA	NETWORK ADMINISTRATOR (440)	2	45.4093	7,870.94	94,451.24
CCEA	NETWORK ADMINISTRATOR (440)	3	47.7291	8,273.05	99,276.58
CCEA	NETWORK ADMINISTRATOR (440)	4	50.1681	8,695.81	104,349.70
CCEA	NETWORK ADMINISTRATOR (440)	5	52.7325	9,140.30	109,683.60
CCEA	OCCUPANCY SPECIALIST (232)	1	21.5258	3,731.13	44,773.56
CCEA	OCCUPANCY SPECIALIST (232)	2	22.6265	3,921.93	47,063.12
CCEA	OCCUPANCY SPECIALIST (232)	3	23.7828	4,122.34	49,468.12
CCEA	OCCUPANCY SPECIALIST (232)	4	24.9990	4,333.16	51,997.92
CCEA	OCCUPANCY SPECIALIST (232)	5	26.2788	4,554.98	54,659.80
CCEA	OFFICE AUTOMATION SPECIALIST (229)	1	29.1415	5,051.19	60,614.32
CCEA	OFFICE AUTOMATION SPECIALIST (229)	2	30.6307	5,309.33	63,711.96
CCEA	OFFICE AUTOMATION SPECIALIST (229)	3	32.1962	5,580.68	66,968.20

# Culver CITY

## Salary Schedule

### Effective Date 03/22/2021

**Note:** For FIRE job titles, the printed hourly rates are for 40-hour employees. To determine the hourly rates for 56-hour employees, divide the annual rate by 2912. (Titles with two codes in parentheses indicate they are 40-hour & 56-hour positions. The first code is for 40-hr, the second one for 56-hr.)

Group	Title	Step	Hourly Rate	Monthly Rate	Annual Rate
CCEA	OFFICE AUTOMATION SPECIALIST (229)	4	33.8408	5,865.73	70,388.76
CCEA	OFFICE AUTOMATION SPECIALIST (229)	5	35.5700	6,165.47	73,985.60
CCEA	PARK MAINTENANCE CREWLEADER (315)	1	27.3324	4,737.61	56,851.34
CCEA	PARK MAINTENANCE CREWLEADER (315)	2	28.7084	4,976.12	59,713.42
CCEA	PARK MAINTENANCE CREWLEADER (315)	3	30.1757	5,230.46	62,765.56
CCEA	PARK MAINTENANCE CREWLEADER (315)	4	31.7174	5,497.68	65,972.14
CCEA	PARK MAINTENANCE CREWLEADER (315)	5	33.3378	5,778.54	69,342.52
CCEA	PARK PATROL OFFICER (220)	1	24.9990	4,333.16	51,997.92
CCEA	PARK PATROL OFFICER (220)	2	26.2788	4,554.98	54,659.80
CCEA	PARK PATROL OFFICER (220)	3	27.5998	4,783.96	57,407.48
CCEA	PARK PATROL OFFICER (220)	4	28.9965	5,026.06	60,312.72
CCEA	PARK PATROL OFFICER (220)	5	30.4788	5,282.98	63,395.80
CCEA	PARKING ENFORCEMENT OFFICER (214)	1	22.9670	3,980.95	47,771.36
CCEA	PARKING ENFORCEMENT OFFICER (214)	2	24.1419	4,184.59	50,215.10
CCEA	PARKING ENFORCEMENT OFFICER (214)	3	25.3759	4,398.49	52,781.82
CCEA	PARKING ENFORCEMENT OFFICER (214)	4	26.6754	4,623.73	55,484.78
CCEA	PARKING ENFORCEMENT OFFICER (214)	5	28.0080	4,854.72	58,256.64
CCEA	PARKING METER TECHNICIAN (310)	1	26.3796	4,572.47	54,869.62
CCEA	PARKING METER TECHNICIAN (310)	2	27.7308	4,806.66	57,679.96
CCEA	PARKING METER TECHNICIAN (310)	3	29.1227	5,047.94	60,575.32
CCEA	PARKING METER TECHNICIAN (310)	4	30.5985	5,303.74	63,644.88
CCEA	PARKING METER TECHNICIAN (310)	5	32.1621	5,574.77	66,897.22
CCEA	PARKING SUPERVISOR (446)	1	31.5598	5,470.36	65,644.28
CCEA	PARKING SUPERVISOR (446)	2	33.1722	5,749.86	68,998.28
CCEA	PARKING SUPERVISOR (446)	3	34.8681	6,043.81	72,525.70
CCEA	PARKING SUPERVISOR (446)	4	36.6497	6,352.62	76,231.48
CCEA	PARKING SUPERVISOR (446)	5	38.5217	6,677.10	80,125.24
CCEA	PAYROLL TECHNICIAN (423)	1	33.0274	5,724.75	68,696.94
CCEA	PAYROLL TECHNICIAN (423)	2	34.7157	6,017.40	72,208.76
CCEA	PAYROLL TECHNICIAN (423)	3	36.4895	6,324.85	75,898.16
CCEA	PAYROLL TECHNICIAN (423)	4	38.3550	6,648.20	79,778.40
CCEA	PAYROLL TECHNICIAN (423)	5	40.3147	6,987.89	83,854.68
CCEA	PERMIT TECHNICIAN (215)	1	23.5463	4,081.35	48,976.20
CCEA	PERMIT TECHNICIAN (215)	2	24.7510	4,290.17	51,482.08
CCEA	PERMIT TECHNICIAN (215)	3	26.0181	4,509.81	54,117.70
CCEA	PERMIT TECHNICIAN (215)	4	27.3324	4,737.61	56,851.34
CCEA	PERMIT TECHNICIAN (215)	5	28.7084	4,976.12	59,713.42
CCEA	PERMIT TECHNICIAN II (230)	1	27.0782	4,693.56	56,322.76
CCEA	PERMIT TECHNICIAN II (230)	2	28.4636	4,933.70	59,204.34
CCEA	PERMIT TECHNICIAN II (230)	3	29.9209	5,186.29	62,235.42
CCEA	PERMIT TECHNICIAN II (230)	4	31.4322	5,448.26	65,379.08



# Culver CITY

## Salary Schedule

### Effective Date 03/22/2021

**Note:** For FIRE job titles, the printed hourly rates are for 40-hour employees. To determine the hourly rates for 56-hour employees, divide the annual rate by 2912. (Titles with two codes in parentheses indicate they are 40-hour & 56-hour positions. The first code is for 40-hr, the second one for 56-hr.)

Group	Title	Step	Hourly Rate	Monthly Rate	Annual Rate
CCEA	PERMIT TECHNICIAN II (230)	5	33.0146	5,722.54	68,670.42
CCEA	PERMIT TECHNICIAN-REG PT (215R)	1	23.5463	4,081.35	48,976.20
CCEA	PERMIT TECHNICIAN-REG PT (215R)	2	24.7510	4,290.17	51,482.08
CCEA	PERMIT TECHNICIAN-REG PT (215R)	3	26.0181	4,509.81	54,117.70
CCEA	PLAN CHECK ENGINEER (436)	1	40.4656	7,014.04	84,168.50
CCEA	PLAN CHECK ENGINEER (436)	2	42.5329	7,372.37	88,468.38
CCEA	PLAN CHECK ENGINEER (436)	3	44.7065	7,749.13	92,989.52
CCEA	PLAN CHECK ENGINEER (436)	4	46.9910	8,145.11	97,741.28
CCEA	PLAN CHECK ENGINEER (436)	5	49.3931	8,561.48	102,737.70
CCEA	PLANNING TECHNICIAN (400)	1	24.9990	4,333.16	51,997.92
CCEA	PLANNING TECHNICIAN (400)	2	26.2788	4,554.98	54,659.80
CCEA	PLANNING TECHNICIAN (400)	3	27.5998	4,783.96	57,407.48
CCEA	PLANNING TECHNICIAN (400)	4	28.9965	5,026.06	60,312.72
CCEA	PLANNING TECHNICIAN (400)	5	30.4788	5,282.98	63,395.80
CCEA	PLANNING TECHNICIAN II (449)	1	31.5598	5,470.36	65,644.28
CCEA	PLANNING TECHNICIAN II (449)	2	33.1722	5,749.86	68,998.28
CCEA	PLANNING TECHNICIAN II (449)	3	34.8681	6,043.81	72,525.70
CCEA	PLANNING TECHNICIAN II (449)	4	36.6497	6,352.62	76,231.48
CCEA	PLANNING TECHNICIAN II (449)	5	38.5217	6,677.10	80,125.24
CCEA	POLICE RCRDS/PROPERTY SPRVSR (447)	1	31.5598	5,470.36	65,644.28
CCEA	POLICE RCRDS/PROPERTY SPRVSR (447)	2	33.1722	5,749.86	68,998.28
CCEA	POLICE RCRDS/PROPERTY SPRVSR (447)	3	34.8681	6,043.81	72,525.70
CCEA	POLICE RCRDS/PROPERTY SPRVSR (447)	4	36.6497	6,352.62	76,231.48
CCEA	POLICE RCRDS/PROPERTY SPRVSR (447)	5	38.5217	6,677.10	80,125.24
CCEA	POLICE RECORDS TECH-Y-RATE (296)	1	30.8037	5,339.32	64,071.80
CCEA	POLICE RECORDS TECHNICIAN (208)	1	21.5258	3,731.13	44,773.56
CCEA	POLICE RECORDS TECHNICIAN (208)	2	22.6265	3,921.93	47,063.12
CCEA	POLICE RECORDS TECHNICIAN (208)	3	23.7828	4,122.34	49,468.12
CCEA	POLICE RECORDS TECHNICIAN (208)	4	24.9990	4,333.16	51,997.92
CCEA	POLICE RECORDS TECHNICIAN (208)	5	26.2788	4,554.98	54,659.80
CCEA	POOL MAINTENANCE TECHNICIAN (330)	1	31.5598	5,470.36	65,644.28
CCEA	POOL MAINTENANCE TECHNICIAN (330)	2	33.1722	5,749.86	68,998.28
CCEA	POOL MAINTENANCE TECHNICIAN (330)	3	34.8681	6,043.81	72,525.70
CCEA	POOL MAINTENANCE TECHNICIAN (330)	4	36.6497	6,352.62	76,231.48
CCEA	POOL MAINTENANCE TECHNICIAN (330)	5	38.5217	6,677.10	80,125.24
CCEA	PROPERTY INSPECTOR (443)	1	34.5231	5,984.01	71,808.10
CCEA	PROPERTY INSPECTOR (443)	2	36.2876	6,289.86	75,478.26
CCEA	PROPERTY INSPECTOR (443)	3	38.1412	6,611.15	79,333.80
CCEA	PROPERTY INSPECTOR (443)	4	40.0908	6,949.06	83,388.76
CCEA	PROPERTY INSPECTOR (443)	5	42.1388	7,304.05	87,648.60

# Culver CITY

## Salary Schedule

### Effective Date 03/22/2021

**Note:** For FIRE job titles, the printed hourly rates are for 40-hour employees. To determine the hourly rates for 56-hour employees, divide the annual rate by 2912. (Titles with two codes in parentheses indicate they are 40-hour & 56-hour positions. The first code is for 40-hr, the second one for 56-hr.)

Group	Title	Step	Hourly Rate	Monthly Rate	Annual Rate
CCEA	PROPERTY TECHNICIAN (221)	1	25.2503	4,376.71	52,520.52
CCEA	PROPERTY TECHNICIAN (221)	2	26.5428	4,600.74	55,208.92
CCEA	PROPERTY TECHNICIAN (221)	3	27.8718	4,831.10	57,973.24
CCEA	PROPERTY TECHNICIAN (221)	4	29.2866	5,076.35	60,916.18
CCEA	PROPERTY TECHNICIAN (221)	5	30.7836	5,335.83	64,029.94
CCEA	PUBLIC WORKS INSPECTOR (417)	1	31.7174	5,497.68	65,972.14
CCEA	PUBLIC WORKS INSPECTOR (417)	2	33.3378	5,778.54	69,342.52
CCEA	PUBLIC WORKS INSPECTOR (417)	3	35.0418	6,073.90	72,886.84
CCEA	PUBLIC WORKS INSPECTOR (417)	4	36.8326	6,384.32	76,611.86
CCEA	PUBLIC WORKS INSPECTOR (417)	5	38.7148	6,710.56	80,526.68
CCEA	REC & COMMUNITY SVCS COORDINAT (454)	1	29.2866	5,076.35	60,916.18
CCEA	REC & COMMUNITY SVCS COORDINAT (454)	2	30.7836	5,335.83	64,029.94
CCEA	REC & COMMUNITY SVCS COORDINAT (454)	3	32.3563	5,608.42	67,301.00
CCEA	REC & COMMUNITY SVCS COORDINAT (454)	4	34.0098	5,895.02	70,740.28
CCEA	REC & COMMUNITY SVCS COORDINAT (454)	5	35.7480	6,196.32	74,355.84
CCEA	REC & COMMUNITY SVCS COORDINAT-REG PT (454R)	1	29.2866	5,076.35	60,916.18
CCEA	REC & COMMUNITY SVCS COORDINAT-REG PT (454R)	2	30.7836	5,335.83	64,029.94
CCEA	REC & COMMUNITY SVCS COORDINAT-REG PT (454R)	3	32.3563	5,608.42	67,301.00
CCEA	RECORDS MGMT COORDINATOR (450)	1	30.0250	5,204.33	62,452.00
CCEA	RECORDS MGMT COORDINATOR (450)	2	31.5598	5,470.36	65,644.28
CCEA	RECORDS MGMT COORDINATOR (450)	3	33.1722	5,749.86	68,998.28
CCEA	RECORDS MGMT COORDINATOR (450)	4	34.8681	6,043.81	72,525.70
CCEA	RECORDS MGMT COORDINATOR (450)	5	36.6497	6,352.62	76,231.48
CCEA	RECREATION COORDINATOR (227)	1	28.5654	4,951.33	59,415.98
CCEA	RECREATION COORDINATOR (227)	2	30.0250	5,204.33	62,452.00
CCEA	RECREATION COORDINATOR (227)	3	31.5598	5,470.36	65,644.28
CCEA	RECREATION COORDINATOR (227)	4	33.1722	5,749.86	68,998.28
CCEA	RECREATION COORDINATOR (227)	5	34.8681	6,043.81	72,525.70
CCEA	RECREATION COORDINATOR-REG PT (227R)	1	28.5654	4,951.33	59,415.98
CCEA	RECREATION COORDINATOR-REG PT (227R)	2	30.0250	5,204.33	62,452.00
CCEA	RECREATION COORDINATOR-REG PT (227R)	3	31.5598	5,470.36	65,644.28
CCEA	SAFETY OFFICER (444)	1	34.6944	6,013.69	72,164.30
CCEA	SAFETY OFFICER (444)	2	36.4669	6,320.93	75,851.10
CCEA	SAFETY OFFICER (444)	3	38.3307	6,644.00	79,727.96
CCEA	SAFETY OFFICER (444)	4	40.2896	6,983.54	83,802.42
CCEA	SAFETY OFFICER (444)	5	42.3478	7,340.28	88,083.32
CCEA	SAFETY SERVICES COMM OPER (225)	1	27.1987	4,714.45	56,573.40
CCEA	SAFETY SERVICES COMM OPER (225)	2	28.5654	4,951.33	59,415.98
CCEA	SAFETY SERVICES COMM OPER (225)	3	30.0250	5,204.33	62,452.00

# Culver CITY

## Salary Schedule

Effective Date 03/22/2021

Note: For FIRE job titles, the printed hourly rates are for 40-hour employees. To determine the hourly rates for 56-hour employees, divide the annual rate by 2912. (Titles with two codes in parentheses indicate they are 40-hour & 56-hour positions. The first code is for 40-hr, the second one for 56-hr.)

Group	Title	Step	Hourly Rate	Monthly Rate	Annual Rate
CCEA	SAFETY SERVICES COMM OPER (225)	4	31.5598	5,470.36	65,644.28
CCEA	SAFETY SERVICES COMM OPER (225)	5	33.1722	5,749.86	68,998.28
CCEA	SANITATION COLLECTOR (301)	1	21.7419	3,768.59	45,223.10
CCEA	SANITATION COLLECTOR (301)	2	22.8539	3,961.34	47,536.06
CCEA	SANITATION COLLECTOR (301)	3	24.0218	4,163.77	49,965.24
CCEA	SANITATION COLLECTOR (301)	4	25.2503	4,376.71	52,520.52
CCEA	SANITATION COLLECTOR (301)	5	26.5428	4,600.74	55,208.92
CCEA	SANITATION DISPATCH (226)	1	27.8718	4,831.10	57,973.24
CCEA	SANITATION DISPATCH (226)	2	29.2866	5,076.35	60,916.18
CCEA	SANITATION DISPATCH (226)	3	30.7836	5,335.83	64,029.94
CCEA	SANITATION DISPATCH (226)	4	32.3563	5,608.42	67,301.00
CCEA	SANITATION DISPATCH (226)	5	34.0098	5,895.02	70,740.28
CCEA	SANITATION DISPATCH-REG PT (226R)	1	27.8718	4,831.10	57,973.24
CCEA	SANITATION DISPATCH-REG PT (226R)	2	29.2866	5,076.35	60,916.18
CCEA	SANITATION DISPATCH-REG PT (226R)	3	30.7836	5,335.83	64,029.94
CCEA	SANITATION DRIVER (306)	1	24.6274	4,268.75	51,224.94
CCEA	SANITATION DRIVER (306)	2	25.8880	4,487.25	53,847.04
CCEA	SANITATION DRIVER (306)	3	27.1987	4,714.45	56,573.40
CCEA	SANITATION DRIVER (306)	4	28.5654	4,951.33	59,415.98
CCEA	SANITATION DRIVER (306)	5	30.0250	5,204.33	62,452.00
CCEA	SANITATION DRIVER-REG PT (306R)	1	24.6274	4,268.75	51,224.94
CCEA	SANITATION DRIVER-REG PT (306R)	2	25.8880	4,487.25	53,847.04
CCEA	SANITATION DRIVER-REG PT (306R)	3	27.1987	4,714.45	56,573.40
CCEA	SANITATION ROLL-OFF DRIVER (311)	1	25.1234	4,354.72	52,256.62
CCEA	SANITATION ROLL-OFF DRIVER (311)	2	26.4102	4,577.78	54,933.32
CCEA	SANITATION ROLL-OFF DRIVER (311)	3	27.7359	4,807.55	57,690.62
CCEA	SANITATION ROLL-OFF DRIVER (311)	4	29.1415	5,051.19	60,614.32
CCEA	SANITATION ROLL-OFF DRIVER (311)	5	30.6307	5,309.33	63,711.96
CCEA	SCOUT VEHICLE OPERATOR (212)	1	22.1796	3,844.47	46,133.62
CCEA	SCOUT VEHICLE OPERATOR (212)	2	23.3121	4,040.77	48,489.22
CCEA	SCOUT VEHICLE OPERATOR (212)	3	24.5041	4,247.38	50,968.58
CCEA	SCOUT VEHICLE OPERATOR (212)	4	25.7588	4,464.85	53,578.20
CCEA	SCOUT VEHICLE OPERATOR (212)	5	27.0663	4,691.48	56,297.80
CCEA	SCOUT VEHICLE OPERATOR-REG PT (212R)	1	22.1796	3,844.47	46,133.62
CCEA	SCOUT VEHICLE OPERATOR-REG PT (212R)	2	23.3121	4,040.77	48,489.22
CCEA	SCOUT VEHICLE OPERATOR-REG PT (212R)	3	24.5041	4,247.38	50,968.58
CCEA	SECRETARY (216)	1	23.5463	4,081.35	48,976.20
CCEA	SECRETARY (216)	2	24.7510	4,290.17	51,482.08
CCEA	SECRETARY (216)	3	26.0181	4,509.81	54,117.70
CCEA	SECRETARY (216)	4	27.3324	4,737.61	56,851.34

# Culver CITY

## Salary Schedule

### Effective Date 03/22/2021

**Note:** For FIRE job titles, the printed hourly rates are for 40-hour employees. To determine the hourly rates for 56-hour employees, divide the annual rate by 2912. (Titles with two codes in parentheses indicate they are 40-hour & 56-hour positions. The first code is for 40-hr, the second one for 56-hr.)

Group	Title	Step	Hourly Rate	Monthly Rate	Annual Rate
CCEA	SECRETARY (216)	5	28.7084	4,976.12	59,713.42
CCEA	SECRETARY Y-RATE (295)	1	31.2810	5,422.04	65,064.48
CCEA	SERVICE DESK TECHNICIAN (403)	1	27.7359	4,807.55	57,690.62
CCEA	SERVICE DESK TECHNICIAN (403)	2	29.1415	5,051.19	60,614.32
CCEA	SERVICE DESK TECHNICIAN (403)	3	30.6307	5,309.33	63,711.96
CCEA	SERVICE DESK TECHNICIAN (403)	4	32.1962	5,580.68	66,968.20
CCEA	SERVICE DESK TECHNICIAN (403)	5	33.8408	5,865.73	70,388.76
CCEA	SEWER LIFT STATION ELECTRO MEC (318)	1	28.0080	4,854.72	58,256.64
CCEA	SEWER LIFT STATION ELECTRO MEC (318)	2	29.4330	5,101.72	61,220.64
CCEA	SEWER LIFT STATION ELECTRO MEC (318)	3	30.9380	5,362.59	64,351.04
CCEA	SEWER LIFT STATION ELECTRO MEC (318)	4	32.5185	5,636.54	67,638.48
CCEA	SEWER LIFT STATION ELECTRO MEC (318)	5	34.1801	5,924.56	71,094.66
CCEA	SOLID WASTE & RECYC CRW SPVR (405)	1	32.9298	5,707.82	68,493.88
CCEA	SOLID WASTE & RECYC CRW SPVR (405)	2	34.6091	5,998.92	71,986.98
CCEA	SOLID WASTE & RECYC CRW SPVR (405)	3	36.3780	6,305.52	75,666.24
CCEA	SOLID WASTE & RECYC CRW SPVR (405)	4	38.2366	6,627.68	79,532.18
CCEA	SOLID WASTE & RECYC CRW SPVR (405)	5	40.1913	6,966.48	83,597.80
CCEA	SR & SOCIAL SERVICES SPEC (408)	1	29.2866	5,076.35	60,916.18
CCEA	SR & SOCIAL SERVICES SPEC (408)	2	30.7836	5,335.83	64,029.94
CCEA	SR & SOCIAL SERVICES SPEC (408)	3	32.3563	5,608.42	67,301.00
CCEA	SR & SOCIAL SERVICES SPEC (408)	4	34.0098	5,895.02	70,740.28
CCEA	SR & SOCIAL SERVICES SPEC (408)	5	35.7480	6,196.32	74,355.84
CCEA	SR ACCOUNT CLERK (217)	1	23.7828	4,122.34	49,468.12
CCEA	SR ACCOUNT CLERK (217)	2	24.9990	4,333.16	51,997.92
CCEA	SR ACCOUNT CLERK (217)	3	26.2788	4,554.98	54,659.80
CCEA	SR ACCOUNT CLERK (217)	4	27.5998	4,783.96	57,407.48
CCEA	SR ACCOUNT CLERK (217)	5	28.9965	5,026.06	60,312.72
CCEA	SR COMP PROGRAMMER ANALYST (442)	1	45.6356	7,910.18	94,922.10
CCEA	SR COMP PROGRAMMER ANALYST (442)	2	47.9682	8,314.50	99,773.96
CCEA	SR COMP PROGRAMMER ANALYST (442)	3	50.4193	8,739.34	104,872.04
CCEA	SR COMP PROGRAMMER ANALYST (442)	4	52.9953	9,185.84	110,230.12
CCEA	SR COMP PROGRAMMER ANALYST (442)	5	55.7038	9,655.32	115,863.80
CCEA	SR ENGINEERING TECHNICIAN (416)	1	31.7174	5,497.68	65,972.14
CCEA	SR ENGINEERING TECHNICIAN (416)	2	33.3378	5,778.54	69,342.52
CCEA	SR ENGINEERING TECHNICIAN (416)	3	35.0418	6,073.90	72,886.84
CCEA	SR ENGINEERING TECHNICIAN (416)	4	36.8326	6,384.32	76,611.86
CCEA	SR ENGINEERING TECHNICIAN (416)	5	38.7148	6,710.56	80,526.68
CCEA	SR FLEET SERVICES TECHNICIAN (321)	1	28.5654	4,951.33	59,415.98
CCEA	SR FLEET SERVICES TECHNICIAN (321)	2	30.0250	5,204.33	62,452.00
CCEA	SR FLEET SERVICES TECHNICIAN (321)	3	31.5598	5,470.36	65,644.28

# Culver CITY

## Salary Schedule

### Effective Date 03/22/2021

**Note:** For FIRE job titles, the printed hourly rates are for 40-hour employees. To determine the hourly rates for 56-hour employees, divide the annual rate by 2912. (Titles with two codes in parentheses indicate they are 40-hour & 56-hour positions. The first code is for 40-hr, the second one for 56-hr.)

Group	Title	Step	Hourly Rate	Monthly Rate	Annual Rate
CCEA	SR FLEET SERVICES TECHNICIAN (321)	4	33.1722	5,749.86	68,998.28
CCEA	SR FLEET SERVICES TECHNICIAN (321)	5	34.8681	6,043.81	72,525.70
CCEA	SR FORENSIC SPECIALIST (448)	1	38.9329	6,748.37	80,980.38
CCEA	SR FORENSIC SPECIALIST (448)	2	40.9220	7,093.15	85,117.76
CCEA	SR FORENSIC SPECIALIST (448)	3	43.0136	7,455.70	89,468.34
CCEA	SR FORENSIC SPECIALIST (448)	4	45.2111	7,836.60	94,039.14
CCEA	SR FORENSIC SPECIALIST (448)	5	47.5217	8,237.10	98,845.24
CCEA	SR JAILER (404)	1	28.1451	4,878.49	58,541.86
CCEA	SR JAILER (404)	2	29.5804	5,127.27	61,527.18
CCEA	SR JAILER (404)	3	31.0922	5,389.32	64,671.88
CCEA	SR JAILER (404)	4	32.6808	5,664.66	67,975.96
CCEA	SR JAILER (404)	5	34.3516	5,954.28	71,451.38
CCEA	SR PUBLIC WORKS INSPECTOR (445)	1	35.7480	6,196.32	74,355.84
CCEA	SR PUBLIC WORKS INSPECTOR (445)	2	37.5742	6,512.87	78,154.44
CCEA	SR PUBLIC WORKS INSPECTOR (445)	3	39.4953	6,845.84	82,150.12
CCEA	SR PUBLIC WORKS INSPECTOR (445)	4	41.5135	7,195.67	86,348.08
CCEA	SR PUBLIC WORKS INSPECTOR (445)	5	43.6346	7,563.34	90,760.02
CCEA	SR WELDER (340)	1	30.2914	5,250.51	63,006.06
CCEA	SR WELDER (340)	2	31.8397	5,518.89	66,226.68
CCEA	SR WELDER (340)	3	33.4664	5,800.84	69,610.06
CCEA	SR WELDER (340)	4	35.3512	6,127.55	73,530.60
CCEA	SR WELDER (340)	5	36.9742	6,408.87	76,906.44
CCEA	STAFF ASST/SOLID WASTE OPS (421)	1	34.6944	6,013.69	72,164.30
CCEA	STAFF ASST/SOLID WASTE OPS (421)	2	36.4669	6,320.93	75,851.10
CCEA	STAFF ASST/SOLID WASTE OPS (421)	3	38.3307	6,644.00	79,727.96
CCEA	STAFF ASST/SOLID WASTE OPS (421)	4	40.2896	6,983.54	83,802.42
CCEA	STAFF ASST/SOLID WASTE OPS (421)	5	42.3478	7,340.28	88,083.32
CCEA	STORES SPECIALIST (211)	1	22.1785	3,844.27	46,131.28
CCEA	STORES SPECIALIST (211)	2	23.3132	4,040.96	48,491.56
CCEA	STORES SPECIALIST (211)	3	24.5044	4,247.43	50,969.10
CCEA	STORES SPECIALIST (211)	4	25.7578	4,464.68	53,576.12
CCEA	STORES SPECIALIST (211)	5	27.0761	4,693.20	56,318.34
CCEA	STREET LIGHTS TECHNICIAN (331)	1	31.5598	5,470.36	65,644.28
CCEA	STREET LIGHTS TECHNICIAN (331)	2	33.1722	5,749.86	68,998.28
CCEA	STREET LIGHTS TECHNICIAN (331)	3	34.8681	6,043.81	72,525.70
CCEA	STREET LIGHTS TECHNICIAN (331)	4	36.6497	6,352.62	76,231.48
CCEA	STREET LIGHTS TECHNICIAN (331)	5	38.5217	6,677.10	80,125.24
CCEA	STREET MAINTENANCE CREW LEADER (323)	1	30.0250	5,204.33	62,452.00
CCEA	STREET MAINTENANCE CREW LEADER (323)	2	31.5598	5,470.36	65,644.28
CCEA	STREET MAINTENANCE CREW LEADER (323)	3	33.1722	5,749.86	68,998.28
CCEA	STREET MAINTENANCE CREW LEADER (323)	4	34.8681	6,043.81	72,525.70

# Culver CITY

## Salary Schedule

### Effective Date 03/22/2021

**Note:** For FIRE job titles, the printed hourly rates are for 40-hour employees. To determine the hourly rates for 56-hour employees, divide the annual rate by 2912. (Titles with two codes in parentheses indicate they are 40-hour & 56-hour positions. The first code is for 40-hr, the second one for 56-hr.)

Group	Title	Step	Hourly Rate	Monthly Rate	Annual Rate
CCEA	STREET MAINTENANCE CREW LEADER (323)	5	36.6497	6,352.62	76,231.48
CCEA	STRUCTURAL REHAB SPECIALIST (334)	1	36.2492	6,283.20	75,398.44
CCEA	STRUCTURAL REHAB SPECIALIST (334)	2	38.1020	6,604.35	79,252.16
CCEA	STRUCTURAL REHAB SPECIALIST (334)	3	40.0483	6,941.70	83,300.36
CCEA	STRUCTURAL REHAB SPECIALIST (334)	4	42.0953	7,296.51	87,558.12
CCEA	STRUCTURAL REHAB SPECIALIST (334)	5	44.2456	7,669.24	92,030.90
CCEA	SUBDRAIN CREWLEADER (324)	1	30.0250	5,204.33	62,452.00
CCEA	SUBDRAIN CREWLEADER (324)	2	31.5598	5,470.36	65,644.28
CCEA	SUBDRAIN CREWLEADER (324)	3	33.1722	5,749.86	68,998.28
CCEA	SUBDRAIN CREWLEADER (324)	4	34.8681	6,043.81	72,525.70
CCEA	SUBDRAIN CREWLEADER (324)	5	36.6497	6,352.62	76,231.48
CCEA	SUBDRAIN WORKER (302)	1	22.9670	3,980.95	47,771.36
CCEA	SUBDRAIN WORKER (302)	2	24.1419	4,184.59	50,215.10
CCEA	SUBDRAIN WORKER (302)	3	25.3759	4,398.49	52,781.82
CCEA	SUBDRAIN WORKER (302)	4	26.6754	4,623.73	55,484.78
CCEA	SUBDRAIN WORKER (302)	5	28.0080	4,854.72	58,256.64
CCEA	TELECOMMUNICATIONS ANALYST (430)	1	40.5159	7,022.75	84,273.02
CCEA	TELECOMMUNICATIONS ANALYST (430)	2	42.5863	7,381.62	88,579.40
CCEA	TELECOMMUNICATIONS ANALYST (430)	3	44.7624	7,758.81	93,105.74
CCEA	TELECOMMUNICATIONS ANALYST (430)	4	47.0503	8,155.38	97,864.52
CCEA	TELECOMMUNICATIONS ANALYST (430)	5	49.4537	8,571.98	102,863.80
CCEA	TRAFFIC PAINTER (308)	1	24.9990	4,333.16	51,997.92
CCEA	TRAFFIC PAINTER (308)	2	26.2788	4,554.98	54,659.80
CCEA	TRAFFIC PAINTER (308)	3	27.5998	4,783.96	57,407.48
CCEA	TRAFFIC PAINTER (308)	4	28.9965	5,026.06	60,312.72
CCEA	TRAFFIC PAINTER (308)	5	30.4788	5,282.98	63,395.80
CCEA	TRAFFIC PAINTING CREWLEADER (325)	1	30.4788	5,282.98	63,395.80
CCEA	TRAFFIC PAINTING CREWLEADER (325)	2	32.0351	5,552.76	66,633.06
CCEA	TRAFFIC PAINTING CREWLEADER (325)	3	33.6728	5,836.61	70,039.32
CCEA	TRAFFIC PAINTING CREWLEADER (325)	4	35.3938	6,134.92	73,619.00
CCEA	TRAFFIC PAINTING CREWLEADER (325)	5	37.2018	6,448.30	77,379.64
CCEA	TRAFFIC SIGNAL TECHNICIAN (336)	1	37.2018	6,448.30	77,379.64
CCEA	TRAFFIC SIGNAL TECHNICIAN (336)	2	39.1033	6,777.90	81,334.76
CCEA	TRAFFIC SIGNAL TECHNICIAN (336)	3	41.1011	7,124.20	85,490.34
CCEA	TRAFFIC SIGNAL TECHNICIAN (336)	4	43.2015	7,488.26	89,859.12
CCEA	TRAFFIC SIGNAL TECHNICIAN (336)	5	45.4093	7,870.94	94,451.24
CCEA	TRAINING & SAFETY INSTRUCTOR (414)	1	34.0098	5,895.02	70,740.28
CCEA	TRAINING & SAFETY INSTRUCTOR (414)	2	35.7480	6,196.32	74,355.84
CCEA	TRAINING & SAFETY INSTRUCTOR (414)	3	37.5742	6,512.87	78,154.44
CCEA	TRAINING & SAFETY INSTRUCTOR (414)	4	39.4953	6,845.84	82,150.12
CCEA	TRAINING & SAFETY INSTRUCTOR (414)	5	41.5135	7,195.67	86,348.08

# Culver CITY

## Salary Schedule

### Effective Date 03/22/2021

**Note:** For FIRE job titles, the printed hourly rates are for 40-hour employees. To determine the hourly rates for 56-hour employees, divide the annual rate by 2912. (Titles with two codes in parentheses indicate they are 40-hour & 56-hour positions. The first code is for 40-hr, the second one for 56-hr.)

Group	Title	Step	Hourly Rate	Monthly Rate	Annual Rate
CCEA	TRANSIT OPERATIONS SUPERVISOR (407)	1	32.3563	5,608.42	67,301.00
CCEA	TRANSIT OPERATIONS SUPERVISOR (407)	2	34.0098	5,895.02	70,740.28
CCEA	TRANSIT OPERATIONS SUPERVISOR (407)	3	35.7480	6,196.32	74,355.84
CCEA	TRANSIT OPERATIONS SUPERVISOR (407)	4	37.5742	6,512.87	78,154.44
CCEA	TRANSIT OPERATIONS SUPERVISOR (407)	5	39.4953	6,845.84	82,150.12
CCEA	URBAN FORESTER (316)	1	28.7087	4,976.18	59,714.20
CCEA	URBAN FORESTER (316)	2	30.1762	5,230.55	62,766.60
CCEA	URBAN FORESTER (316)	3	31.7170	5,497.61	65,971.36
CCEA	URBAN FORESTER (316)	4	33.3380	5,778.59	69,343.04
CCEA	URBAN FORESTER (316)	5	35.0420	6,073.95	72,887.36
CCEA	VAN DRIVER (300)	1	20.2745	3,514.25	42,170.96
CCEA	VAN DRIVER (300)	2	21.2058	3,675.66	44,107.96
CCEA	VAN DRIVER (300)	3	22.2905	3,863.69	46,364.24
CCEA	VAN DRIVER (300)	4	23.4297	4,061.16	48,733.88
CCEA	VAN DRIVER (300)	5	24.6274	4,268.75	51,224.94
CCEA	WAREHOUSE SUPERVISOR (401)	1	27.7980	4,818.32	57,819.84
CCEA	WAREHOUSE SUPERVISOR (401)	2	29.2206	5,064.91	60,778.90
CCEA	WAREHOUSE SUPERVISOR (401)	3	30.6781	5,317.54	63,810.50
CCEA	WAREHOUSE SUPERVISOR (401)	4	32.2427	5,588.74	67,064.92
CCEA	WAREHOUSE SUPERVISOR (401)	5	33.8906	5,874.38	70,492.50
CCEA	WEBMASTER (441)	1	44.9579	7,792.70	93,512.38
CCEA	WEBMASTER (441)	2	47.2562	8,191.08	98,293.00
CCEA	WEBMASTER (441)	3	49.6709	8,609.62	103,315.42
CCEA	WEBMASTER (441)	4	52.2090	9,049.56	108,594.72
CCEA	WEBMASTER (441)	5	54.8765	9,511.93	114,143.12
CCEA	WELDER (320)	1	28.8490	5,000.49	60,005.92
CCEA	WELDER (320)	2	30.3236	5,256.10	63,073.14
CCEA	WELDER (320)	3	31.8727	5,524.61	66,295.32
CCEA	WELDER (320)	4	33.6678	5,835.74	70,028.92
CCEA	WELDER (320)	5	35.2136	6,103.70	73,244.34
CCEA	WELDER-REG PT (320R)	1	28.8490	5,000.49	60,005.92
CCEA	WELDER-REG PT (320R)	2	30.3236	5,256.10	63,073.14
CCEA	WELDER-REG PT (320R)	3	31.8727	5,524.61	66,295.32

# Culver CITY

## Salary Schedule

### Effective Date 03/22/2021

**Note:** For FIRE job titles, the printed hourly rates are for 40-hour employees. To determine the hourly rates for 56-hour employees, divide the annual rate by 2912. (Titles with two codes in parentheses indicate they are 40-hour & 56-hour positions. The first code is for 40-hr, the second one for 56-hr.)

Group	Title	Step	Hourly Rate	Monthly Rate	Annual Rate
CCMG	ACCOUNTG & INVESTMENTS MANAGER (837)	1	54.0895	9,375.51	112,506.16
CCMG	ACCOUNTG & INVESTMENTS MANAGER (837)	2	56.8540	9,854.69	118,256.32
CCMG	ACCOUNTG & INVESTMENTS MANAGER (837)	3	59.7582	10,358.10	124,297.16
CCMG	ACCOUNTG & INVESTMENTS MANAGER (837)	4	62.8125	10,887.50	130,650.00
CCMG	ACCOUNTG & INVESTMENTS MANAGER (837)	5	66.0218	11,443.77	137,325.24
CCMG	ACCOUNTING OPERATIONS MANAGER (803)	1	49.1722	8,523.19	102,278.28
CCMG	ACCOUNTING OPERATIONS MANAGER (803)	2	51.6854	8,958.80	107,505.58
CCMG	ACCOUNTING OPERATIONS MANAGER (803)	3	54.3257	9,416.46	112,997.56
CCMG	ACCOUNTING OPERATIONS MANAGER (803)	4	57.1022	9,897.72	118,772.68
CCMG	ACCOUNTING OPERATIONS MANAGER (803)	5	60.0199	10,403.45	124,841.34
CCMG	ADVANCE PLANNING MANAGER (826)	1	63.7185	11,044.54	132,534.48
CCMG	ADVANCE PLANNING MANAGER (826)	2	66.9754	11,609.07	139,308.78
CCMG	ADVANCE PLANNING MANAGER (826)	3	70.3978	12,202.28	146,427.32
CCMG	ADVANCE PLANNING MANAGER (826)	4	73.9951	12,825.82	153,909.86
CCMG	ADVANCE PLANNING MANAGER (826)	5	77.7754	13,481.07	161,772.78
CCMG	ASSISTANT CITY ATTORNEY (818)	1	81.5611	14,137.26	169,647.14
CCMG	ASSISTANT CITY ATTORNEY (818)	2	85.7305	14,859.95	178,319.44
CCMG	ASSISTANT CITY ATTORNEY (818)	3	90.1105	15,619.15	187,429.84
CCMG	ASSISTANT CITY ATTORNEY (818)	4	94.7143	16,417.14	197,005.64
CCMG	ASSISTANT CITY ATTORNEY (818)	5	99.5533	17,255.90	207,070.76
CCMG	ASST CHIEF FINANCIAL OFFICER (824)	1	66.9754	11,609.07	139,308.78
CCMG	ASST CHIEF FINANCIAL OFFICER (824)	2	70.3978	12,202.28	146,427.32
CCMG	ASST CHIEF FINANCIAL OFFICER (824)	3	73.9951	12,825.82	153,909.86
CCMG	ASST CHIEF FINANCIAL OFFICER (824)	4	77.7754	13,481.07	161,772.78
CCMG	ASST CHIEF FINANCIAL OFFICER (824)	5	81.7501	14,170.02	170,040.26
CCMG	ASST CHIEF TRANSPRTN OFFICER (821)	1	61.8406	10,719.04	128,628.50
CCMG	ASST CHIEF TRANSPRTN OFFICER (821)	2	65.0007	11,266.80	135,201.56
CCMG	ASST CHIEF TRANSPRTN OFFICER (821)	3	68.3217	11,842.44	142,109.24
CCMG	ASST CHIEF TRANSPRTN OFFICER (821)	4	71.8128	12,447.54	149,370.52
CCMG	ASST CHIEF TRANSPRTN OFFICER (821)	5	75.4823	13,083.59	157,003.08
CCMG	ASST ENVRN PROGAMS/OPS MGR (832)	1	51.1713	8,869.68	106,436.20
CCMG	ASST ENVRN PROGAMS/OPS MGR (832)	2	53.7871	9,323.10	111,877.22
CCMG	ASST ENVRN PROGAMS/OPS MGR (832)	3	56.5357	9,799.53	117,594.36
CCMG	ASST ENVRN PROGAMS/OPS MGR (832)	4	59.4243	10,300.20	123,602.44
CCMG	ASST ENVRN PROGAMS/OPS MGR (832)	5	62.4598	10,826.36	129,916.28
CCMG	ASST MAINT OPERATIONS MANAGER (823)	1	45.4026	7,869.79	94,437.46
CCMG	ASST MAINT OPERATIONS MANAGER (823)	2	47.7223	8,271.86	99,262.28
CCMG	ASST MAINT OPERATIONS MANAGER (823)	3	50.1607	8,694.53	104,334.36
CCMG	ASST MAINT OPERATIONS MANAGER (823)	4	52.7241	9,138.85	109,666.18



# Culver CITY

## Salary Schedule

### Effective Date 03/22/2021

**Note:** For FIRE job titles, the printed hourly rates are for 40-hour employees. To determine the hourly rates for 56-hour employees, divide the annual rate by 2912. (Titles with two codes in parentheses indicate they are 40-hour & 56-hour positions. The first code is for 40-hr, the second one for 56-hr.)

Group	Title	Step	Hourly Rate	Monthly Rate	Annual Rate
CCMG	ASST MAINT OPERATIONS MANAGER (823)	5	55.4191	9,605.98	115,271.78
CCMG	BUDGET & FINANCIAL OPS MANAGER (804)	1	54.0895	9,375.51	112,506.16
CCMG	BUDGET & FINANCIAL OPS MANAGER (804)	2	56.8540	9,854.69	118,256.32
CCMG	BUDGET & FINANCIAL OPS MANAGER (804)	3	59.7582	10,358.10	124,297.16
CCMG	BUDGET & FINANCIAL OPS MANAGER (804)	4	62.8125	10,887.50	130,650.00
CCMG	BUDGET & FINANCIAL OPS MANAGER (804)	5	66.0218	11,443.77	137,325.24
CCMG	BUDGET MANAGEMENT ANALYST (709)	1	41.3005	7,158.75	85,905.04
CCMG	BUDGET MANAGEMENT ANALYST (709)	2	43.4115	7,524.66	90,295.92
CCMG	BUDGET MANAGEMENT ANALYST (709)	3	45.6298	7,909.16	94,909.88
CCMG	BUDGET MANAGEMENT ANALYST (709)	4	47.9612	8,313.28	99,759.40
CCMG	BUDGET MANAGEMENT ANALYST (709)	5	50.4114	8,737.97	104,855.66
CCMG	BUILDING MAINTENANCE SUPV (706)	1	38.7104	6,709.80	80,517.58
CCMG	BUILDING MAINTENANCE SUPV (706)	2	40.6886	7,052.70	84,632.34
CCMG	BUILDING MAINTENANCE SUPV (706)	3	42.7681	7,413.14	88,957.70
CCMG	BUILDING MAINTENANCE SUPV (706)	4	44.9537	7,791.98	93,503.80
CCMG	BUILDING MAINTENANCE SUPV (706)	5	47.2500	8,190.00	98,280.00
CCMG	BUILDING OFFICIAL (817)	1	65.6523	11,379.72	136,556.68
CCMG	BUILDING OFFICIAL (817)	2	69.0072	11,961.26	143,535.08
CCMG	BUILDING OFFICIAL (817)	3	72.5334	12,572.45	150,869.42
CCMG	BUILDING OFFICIAL (817)	4	76.2378	13,214.54	158,574.52
CCMG	BUILDING OFFICIAL (817)	5	80.1358	13,890.20	166,682.36
CCMG	CITY CLERK (828)	1	66.9754	11,609.07	139,308.78
CCMG	CITY CLERK (828)	2	70.3978	12,202.28	146,427.32
CCMG	CITY CLERK (828)	3	73.9951	12,825.82	153,909.86
CCMG	CITY CLERK (828)	4	77.7754	13,481.07	161,772.78
CCMG	CITY CLERK (828)	5	81.7501	14,170.02	170,040.26
CCMG	CLAIMS & SAFETY COORDINATOR (711)	1	41.9230	7,266.65	87,199.84
CCMG	CLAIMS & SAFETY COORDINATOR (711)	2	44.0655	7,638.02	91,656.24
CCMG	CLAIMS & SAFETY COORDINATOR (711)	3	46.3175	8,028.37	96,340.40
CCMG	CLAIMS & SAFETY COORDINATOR (711)	4	48.6837	8,438.52	101,262.20
CCMG	CLAIMS & SAFETY COORDINATOR (711)	5	51.1713	8,869.68	106,436.20
CCMG	COMMUNICATION SUPERVISOR (830)	1	41.9629	7,273.57	87,282.78
CCMG	COMMUNICATION SUPERVISOR (830)	2	44.1083	7,645.43	91,745.16
CCMG	COMMUNICATION SUPERVISOR (830)	3	46.3619	8,036.06	96,432.70
CCMG	COMMUNICATION SUPERVISOR (830)	4	48.7299	8,446.51	101,358.14
CCMG	COMMUNICATION SUPERVISOR (830)	5	51.2209	8,878.29	106,539.42
CCMG	CULTURAL AFFAIRS COORD (724)	1	45.4026	7,869.79	94,437.46
CCMG	CULTURAL AFFAIRS COORD (724)	2	47.7223	8,271.86	99,262.28
CCMG	CULTURAL AFFAIRS COORD (724)	3	50.1607	8,694.53	104,334.36
CCMG	CULTURAL AFFAIRS COORD (724)	4	52.7241	9,138.85	109,666.18
CCMG	CULTURAL AFFAIRS COORD (724)	5	55.4191	9,605.98	115,271.78

# Culver CITY

## Salary Schedule

### Effective Date 03/22/2021

**Note:** For FIRE job titles, the printed hourly rates are for 40-hour employees. To determine the hourly rates for 56-hour employees, divide the annual rate by 2912. (Titles with two codes in parentheses indicate they are 40-hour & 56-hour positions. The first code is for 40-hr, the second one for 56-hr.)

Group	Title	Step	Hourly Rate	Monthly Rate	Annual Rate
CCMG	CURRENT PLANNING MANAGER (831)	1	63.7185	11,044.54	132,534.48
CCMG	CURRENT PLANNING MANAGER (831)	2	66.9754	11,609.07	139,308.78
CCMG	CURRENT PLANNING MANAGER (831)	3	70.3978	12,202.28	146,427.32
CCMG	CURRENT PLANNING MANAGER (831)	4	73.9951	12,825.82	153,909.86
CCMG	CURRENT PLANNING MANAGER (831)	5	77.7754	13,481.07	161,772.78
CCMG	DEP CMTY DEV DIR/ECON DEV MGR (819)	1	66.9754	11,609.07	139,308.78
CCMG	DEP CMTY DEV DIR/ECON DEV MGR (819)	2	70.3978	12,202.28	146,427.32
CCMG	DEP CMTY DEV DIR/ECON DEV MGR (819)	3	73.9951	12,825.82	153,909.86
CCMG	DEP CMTY DEV DIR/ECON DEV MGR (819)	4	77.7754	13,481.07	161,772.78
CCMG	DEP CMTY DEV DIR/ECON DEV MGR (819)	5	81.7501	14,170.02	170,040.26
CCMG	DEP CMTY DEV DIR/PLANNING MGR (816)	1	63.7185	11,044.54	132,534.48
CCMG	DEP CMTY DEV DIR/PLANNING MGR (816)	2	66.9754	11,609.07	139,308.78
CCMG	DEP CMTY DEV DIR/PLANNING MGR (816)	3	70.3978	12,202.28	146,427.32
CCMG	DEP CMTY DEV DIR/PLANNING MGR (816)	4	73.9951	12,825.82	153,909.86
CCMG	DEP CMTY DEV DIR/PLANNING MGR (816)	5	77.7754	13,481.07	161,772.78
CCMG	DEPUTY BUILDING OFFICIAL (835)	1	54.0895	9,375.51	112,506.16
CCMG	DEPUTY BUILDING OFFICIAL (835)	2	56.8540	9,854.69	118,256.32
CCMG	DEPUTY BUILDING OFFICIAL (835)	3	59.7582	10,358.10	124,297.16
CCMG	DEPUTY BUILDING OFFICIAL (835)	4	62.8125	10,887.50	130,650.00
CCMG	DEPUTY BUILDING OFFICIAL (835)	5	66.0218	11,443.77	137,325.24
CCMG	DEPUTY CITY ATTORNEY I (720)	1	57.3879	9,947.23	119,366.78
CCMG	DEPUTY CITY ATTORNEY I (720)	2	60.3206	10,455.58	125,466.90
CCMG	DEPUTY CITY ATTORNEY I (720)	3	63.4016	10,989.62	131,875.38
CCMG	DEPUTY CITY ATTORNEY I (720)	4	66.6409	11,551.09	138,613.02
CCMG	DEPUTY CITY ATTORNEY I (720)	5	70.0481	12,141.68	145,700.10
CCMG	DEPUTY CITY ATTORNEY II (721)	1	61.8406	10,719.04	128,628.50
CCMG	DEPUTY CITY ATTORNEY II (721)	2	65.0007	11,266.80	135,201.56
CCMG	DEPUTY CITY ATTORNEY II (721)	3	68.3217	11,842.44	142,109.24
CCMG	DEPUTY CITY ATTORNEY II (721)	4	71.8128	12,447.54	149,370.52
CCMG	DEPUTY CITY ATTORNEY II (721)	5	75.4823	13,083.59	157,003.08
CCMG	ECON DEV PROJECT MANAGER (718)	1	51.1713	8,869.68	106,436.20
CCMG	ECON DEV PROJECT MANAGER (718)	2	53.7871	9,323.10	111,877.22
CCMG	ECON DEV PROJECT MANAGER (718)	3	56.5357	9,799.53	117,594.36
CCMG	ECON DEV PROJECT MANAGER (718)	4	59.4243	10,300.20	123,602.44
CCMG	ECON DEV PROJECT MANAGER (718)	5	62.4598	10,826.36	129,916.28
CCMG	ECONOMIC DEV MANAGER (806)	1	51.1713	8,869.68	106,436.20
CCMG	ECONOMIC DEV MANAGER (806)	2	53.7871	9,323.10	111,877.22
CCMG	ECONOMIC DEV MANAGER (806)	3	56.5357	9,799.53	117,594.36
CCMG	ECONOMIC DEV MANAGER (806)	4	59.4243	10,300.20	123,602.44
CCMG	ECONOMIC DEV MANAGER (806)	5	62.4598	10,826.36	129,916.28

# Culver CITY

## Salary Schedule

### Effective Date 03/22/2021

**Note:** For FIRE job titles, the printed hourly rates are for 40-hour employees. To determine the hourly rates for 56-hour employees, divide the annual rate by 2912. (Titles with two codes in parentheses indicate they are 40-hour & 56-hour positions. The first code is for 40-hr, the second one for 56-hr.)

Group	Title	Step	Hourly Rate	Monthly Rate	Annual Rate
CCMG	EMERGENCY PREPAREDNESS COORD (712)	1	43.6234	7,561.39	90,736.62
CCMG	EMERGENCY PREPAREDNESS COORD (712)	2	45.8529	7,947.83	95,373.98
CCMG	EMERGENCY PREPAREDNESS COORD (712)	3	48.1950	8,353.80	100,245.60
CCMG	EMERGENCY PREPAREDNESS COORD (712)	4	50.6586	8,780.83	105,369.94
CCMG	EMERGENCY PREPAREDNESS COORD (712)	5	53.2470	9,229.48	110,753.76
CCMG	ENFORCMENT SERVICES MANAGER (800)	1	51.1713	8,869.68	106,436.20
CCMG	ENFORCMENT SERVICES MANAGER (800)	2	53.7871	9,323.10	111,877.22
CCMG	ENFORCMENT SERVICES MANAGER (800)	3	56.5357	9,799.53	117,594.36
CCMG	ENFORCMENT SERVICES MANAGER (800)	4	59.4243	10,300.20	123,602.44
CCMG	ENFORCMENT SERVICES MANAGER (800)	5	62.4598	10,826.36	129,916.28
CCMG	ENGINEERING SERVICES MANAGER (814)	1	61.5319	10,665.53	127,986.30
CCMG	ENGINEERING SERVICES MANAGER (814)	2	64.6767	11,210.64	134,527.64
CCMG	ENGINEERING SERVICES MANAGER (814)	3	67.9813	11,783.42	141,401.00
CCMG	ENGINEERING SERVICES MANAGER (814)	4	71.4563	12,385.75	148,629.00
CCMG	ENGINEERING SERVICES MANAGER (814)	5	75.1060	13,018.37	156,220.48
CCMG	ENVIRONMENTAL COORDINATOR (722)	1	42.7681	7,413.14	88,957.70
CCMG	ENVIRONMENTAL COORDINATOR (722)	2	44.9537	7,791.98	93,503.80
CCMG	ENVIRONMENTAL COORDINATOR (722)	3	47.2500	8,190.00	98,280.00
CCMG	ENVIRONMENTAL COORDINATOR (722)	4	49.6654	8,608.67	103,303.98
CCMG	ENVIRONMENTAL COORDINATOR (722)	5	52.2030	9,048.52	108,582.24
CCMG	ENVIRONMENTAL PROGS/OPS MANAGE (815)	1	61.5319	10,665.53	127,986.30
CCMG	ENVIRONMENTAL PROGS/OPS MANAGE (815)	2	64.6767	11,210.64	134,527.64
CCMG	ENVIRONMENTAL PROGS/OPS MANAGE (815)	3	67.9813	11,783.42	141,401.00
CCMG	ENVIRONMENTAL PROGS/OPS MANAGE (815)	4	71.4563	12,385.75	148,629.00
CCMG	ENVIRONMENTAL PROGS/OPS MANAGE (815)	5	75.1060	13,018.37	156,220.48
CCMG	FACILITY MAINT SUPERVISOR (730)	1	45.4026	7,869.79	94,437.46
CCMG	FACILITY MAINT SUPERVISOR (730)	2	47.7223	8,271.86	99,262.28
CCMG	FACILITY MAINT SUPERVISOR (730)	3	50.1607	8,694.53	104,334.36
CCMG	FACILITY MAINT SUPERVISOR (730)	4	52.7241	9,138.85	109,666.18
CCMG	FACILITY MAINT SUPERVISOR (730)	5	55.4191	9,605.98	115,271.78
CCMG	FINANCE MANAGER (838)	1	63.7185	11,044.54	132,534.48
CCMG	FINANCE MANAGER (838)	2	66.9754	11,609.07	139,308.78
CCMG	FINANCE MANAGER (838)	3	70.3978	12,202.28	146,427.32
CCMG	FINANCE MANAGER (838)	4	73.9951	12,825.82	153,909.86
CCMG	FINANCE MANAGER (838)	5	77.7754	13,481.07	161,772.78
CCMG	FINANCIAL SYSTM/PURCHASING MGR (836)	1	54.0895	9,375.51	112,506.16
CCMG	FINANCIAL SYSTM/PURCHASING MGR (836)	2	56.8540	9,854.69	118,256.32
CCMG	FINANCIAL SYSTM/PURCHASING MGR (836)	3	59.7582	10,358.10	124,297.16
CCMG	FINANCIAL SYSTM/PURCHASING MGR (836)	4	62.8125	10,887.50	130,650.00

# Culver CITY

## Salary Schedule

### Effective Date 03/22/2021

**Note:** For FIRE job titles, the printed hourly rates are for 40-hour employees. To determine the hourly rates for 56-hour employees, divide the annual rate by 2912. (Titles with two codes in parentheses indicate they are 40-hour & 56-hour positions. The first code is for 40-hr, the second one for 56-hr.)

Group	Title	Step	Hourly Rate	Monthly Rate	Annual Rate
CCMG	FINANCIAL SYSTM/PURCHASING MGR (836)	5	66.0218	11,443.77	137,325.24
CCMG	FLEET SERVICES MANAGER (811)	1	55.4191	9,605.98	115,271.78
CCMG	FLEET SERVICES MANAGER (811)	2	58.2504	10,096.73	121,160.78
CCMG	FLEET SERVICES MANAGER (811)	3	61.2263	10,612.55	127,350.60
CCMG	FLEET SERVICES MANAGER (811)	4	64.3550	11,154.87	133,858.40
CCMG	FLEET SERVICES MANAGER (811)	5	67.6446	11,725.07	140,700.82
CCMG	HOUSING & RENT STABILIZATION MG (809)	1	63.7185	11,044.54	132,534.48
CCMG	HOUSING & RENT STABILIZATION MG (809)	2	66.9754	11,609.07	139,308.78
CCMG	HOUSING & RENT STABILIZATION MG (809)	3	70.3978	12,202.28	146,427.32
CCMG	HOUSING & RENT STABILIZATION MG (809)	4	73.9951	12,825.82	153,909.86
CCMG	HOUSING & RENT STABILIZATION MG (809)	5	77.7754	13,481.07	161,772.78
CCMG	HOUSING PROGRAMS SUPERVISOR (827)	1	41.2666	7,152.88	85,834.58
CCMG	HOUSING PROGRAMS SUPERVISOR (827)	2	43.3297	7,510.49	90,125.88
CCMG	HOUSING PROGRAMS SUPERVISOR (827)	3	45.4964	7,886.04	94,632.46
CCMG	HOUSING PROGRAMS SUPERVISOR (827)	4	47.7712	8,280.35	99,364.20
CCMG	HOUSING PROGRAMS SUPERVISOR (827)	5	50.1598	8,694.36	104,332.28
CCMG	HUMAN RESOURCES ANALYST (702)	1	38.1358	6,610.20	79,322.36
CCMG	HUMAN RESOURCES ANALYST (702)	2	40.0848	6,948.02	83,376.28
CCMG	HUMAN RESOURCES ANALYST (702)	3	42.1328	7,303.01	87,636.12
CCMG	HUMAN RESOURCES ANALYST (702)	4	44.2857	7,676.20	92,114.36
CCMG	HUMAN RESOURCES ANALYST (702)	5	46.5482	8,068.36	96,820.36
CCMG	HUMAN RESOURCES EQUITY MGR (833)	1	63.7185	11,044.54	132,534.48
CCMG	HUMAN RESOURCES EQUITY MGR (833)	2	66.9754	11,609.07	139,308.78
CCMG	HUMAN RESOURCES EQUITY MGR (833)	3	70.3978	12,202.28	146,427.32
CCMG	HUMAN RESOURCES EQUITY MGR (833)	4	73.9951	12,825.82	153,909.86
CCMG	HUMAN RESOURCES EQUITY MGR (833)	5	77.7754	13,481.07	161,772.78
CCMG	LEGAL OPERATIONS MANAGER (715)	1	45.4026	7,869.79	94,437.46
CCMG	LEGAL OPERATIONS MANAGER (715)	2	47.7223	8,271.86	99,262.28
CCMG	LEGAL OPERATIONS MANAGER (715)	3	50.1607	8,694.53	104,334.36
CCMG	LEGAL OPERATIONS MANAGER (715)	4	52.7241	9,138.85	109,666.18
CCMG	LEGAL OPERATIONS MANAGER (715)	5	55.4191	9,605.98	115,271.78
CCMG	MAINTENANCE OPERATIONS MGR (813)	1	55.9739	9,702.14	116,425.66
CCMG	MAINTENANCE OPERATIONS MGR (813)	2	58.8343	10,197.94	122,375.24
CCMG	MAINTENANCE OPERATIONS MGR (813)	3	61.8406	10,719.04	128,628.50
CCMG	MAINTENANCE OPERATIONS MGR (813)	4	65.0007	11,266.80	135,201.56
CCMG	MAINTENANCE OPERATIONS MGR (813)	5	68.3217	11,842.44	142,109.24
CCMG	MANAGEMENT ANALYST (703)	1	38.1358	6,610.20	79,322.36
CCMG	MANAGEMENT ANALYST (703)	2	40.0848	6,948.02	83,376.28
CCMG	MANAGEMENT ANALYST (703)	3	42.1328	7,303.01	87,636.12
CCMG	MANAGEMENT ANALYST (703)	4	44.2857	7,676.20	92,114.36
CCMG	MANAGEMENT ANALYST (703)	5	46.5482	8,068.36	96,820.36

# Culver CITY

## Salary Schedule Effective Date 03/22/2021

**Note:** For FIRE job titles, the printed hourly rates are for 40-hour employees. To determine the hourly rates for 56-hour employees, divide the annual rate by 2912. (Titles with two codes in parentheses indicate they are 40-hour & 56-hour positions. The first code is for 40-hr, the second one for 56-hr.)

Group	Title	Step	Hourly Rate	Monthly Rate	Annual Rate
CCMG	MOBILITY & TRAFFIC ENGINEER (801)	1	66.9754	11,609.07	139,308.78
CCMG	MOBILITY & TRAFFIC ENGINEER (801)	2	70.3978	12,202.28	146,427.32
CCMG	MOBILITY & TRAFFIC ENGINEER (801)	3	73.9951	12,825.82	153,909.86
CCMG	MOBILITY & TRAFFIC ENGINEER (801)	4	77.7754	13,481.07	161,772.78
CCMG	MOBILITY & TRAFFIC ENGINEER (801)	5	81.7501	14,170.02	170,040.26
CCMG	PARK MAINTENANCE SUPERVISOR (700)	1	37.1963	6,447.35	77,368.20
CCMG	PARK MAINTENANCE SUPERVISOR (700)	2	39.0974	6,776.88	81,322.54
CCMG	PARK MAINTENANCE SUPERVISOR (700)	3	41.0954	7,123.20	85,478.38
CCMG	PARK MAINTENANCE SUPERVISOR (700)	4	43.1948	7,487.09	89,845.08
CCMG	PARK MAINTENANCE SUPERVISOR (700)	5	45.4026	7,869.79	94,437.46
CCMG	PARKS MANAGER (802)	1	50.1084	8,685.45	104,225.42
CCMG	PARKS MANAGER (802)	2	52.6688	9,129.25	109,551.00
CCMG	PARKS MANAGER (802)	3	55.3601	9,595.76	115,149.06
CCMG	PARKS MANAGER (802)	4	58.1900	10,086.27	121,035.20
CCMG	PARKS MANAGER (802)	5	61.1629	10,601.57	127,218.78
CCMG	PAYROLL ANALYST (726)	1	38.1358	6,610.20	79,322.36
CCMG	PAYROLL ANALYST (726)	2	40.0848	6,948.02	83,376.28
CCMG	PAYROLL ANALYST (726)	3	42.1328	7,303.01	87,636.12
CCMG	PAYROLL ANALYST (726)	4	44.2857	7,676.20	92,114.36
CCMG	PAYROLL ANALYST (726)	5	46.5482	8,068.36	96,820.36
CCMG	PROCURE & FINANCIAL SVCS MGR (820)	1	49.1722	8,523.19	102,278.28
CCMG	PROCURE & FINANCIAL SVCS MGR (820)	2	51.6854	8,958.80	107,505.58
CCMG	PROCURE & FINANCIAL SVCS MGR (820)	3	54.3257	9,416.46	112,997.56
CCMG	PROCURE & FINANCIAL SVCS MGR (820)	4	57.1022	9,897.72	118,772.68
CCMG	PROCURE & FINANCIAL SVCS MGR (820)	5	60.0199	10,403.45	124,841.34
CCMG	REC & COMM SVCS MGR (834)	1	55.1451	9,558.49	114,701.86
CCMG	REC & COMM SVCS MGR (834)	2	57.9625	10,046.83	120,562.00
CCMG	REC & COMM SVCS MGR (834)	3	60.9245	10,560.25	126,722.96
CCMG	REC & COMM SVCS MGR (834)	4	64.0379	11,099.90	133,198.78
CCMG	REC & COMM SVCS MGR (834)	5	67.3100	11,667.07	140,004.80
CCMG	REC & COMM SVCS SUPERVISOR (729)	1	37.3827	6,479.68	77,756.12
CCMG	REC & COMM SVCS SUPERVISOR (729)	2	39.2921	6,810.64	81,727.62
CCMG	REC & COMM SVCS SUPERVISOR (729)	3	41.3005	7,158.75	85,905.04
CCMG	REC & COMM SVCS SUPERVISOR (729)	4	43.4115	7,524.66	90,295.92
CCMG	REC & COMM SVCS SUPERVISOR (729)	5	45.6298	7,909.16	94,909.88
CCMG	RECREATION SUPERVISOR (701)	1	37.3827	6,479.68	77,756.12
CCMG	RECREATION SUPERVISOR (701)	2	39.2921	6,810.64	81,727.62
CCMG	RECREATION SUPERVISOR (701)	3	41.3005	7,158.75	85,905.04
CCMG	RECREATION SUPERVISOR (701)	4	43.4115	7,524.66	90,295.92
CCMG	RECREATION SUPERVISOR (701)	5	45.6298	7,909.16	94,909.88

# Culver CITY

## Salary Schedule

### Effective Date 03/22/2021

**Note:** For FIRE job titles, the printed hourly rates are for 40-hour employees. To determine the hourly rates for 56-hour employees, divide the annual rate by 2912. (Titles with two codes in parentheses indicate they are 40-hour & 56-hour positions. The first code is for 40-hr, the second one for 56-hr.)

Group	Title	Step	Hourly Rate	Monthly Rate	Annual Rate
CCMG	RENT STABILIZATION COORDINATOR (731)	1	45.4026	7,869.79	94,437.46
CCMG	RENT STABILIZATION COORDINATOR (731)	2	47.7223	8,271.86	99,262.28
CCMG	RENT STABILIZATION COORDINATOR (731)	3	50.1607	8,694.53	104,334.36
CCMG	RENT STABILIZATION COORDINATOR (731)	4	52.7241	9,138.85	109,666.18
CCMG	RENT STABILIZATION COORDINATOR (731)	5	55.4191	9,605.98	115,271.78
CCMG	REVENUE & BUDGET SUPERVISOR (727)	1	45.4026	7,869.79	94,437.46
CCMG	REVENUE & BUDGET SUPERVISOR (727)	2	47.7223	8,271.86	99,262.28
CCMG	REVENUE & BUDGET SUPERVISOR (727)	3	50.1607	8,694.53	104,334.36
CCMG	REVENUE & BUDGET SUPERVISOR (727)	4	52.7241	9,138.85	109,666.18
CCMG	REVENUE & BUDGET SUPERVISOR (727)	5	55.4191	9,605.98	115,271.78
CCMG	REVENUE OPERATIONS MANAGER (805)	1	49.1722	8,523.19	102,278.28
CCMG	REVENUE OPERATIONS MANAGER (805)	2	51.6854	8,958.80	107,505.58
CCMG	REVENUE OPERATIONS MANAGER (805)	3	54.3257	9,416.46	112,997.56
CCMG	REVENUE OPERATIONS MANAGER (805)	4	57.1022	9,897.72	118,772.68
CCMG	REVENUE OPERATIONS MANAGER (805)	5	60.0199	10,403.45	124,841.34
CCMG	SAFETY & TRAINING COORDINATOR (728)	1	40.5159	7,022.75	84,273.02
CCMG	SAFETY & TRAINING COORDINATOR (728)	2	42.5863	7,381.62	88,579.40
CCMG	SAFETY & TRAINING COORDINATOR (728)	3	44.7624	7,758.81	93,105.74
CCMG	SAFETY & TRAINING COORDINATOR (728)	4	47.0503	8,155.38	97,864.52
CCMG	SAFETY & TRAINING COORDINATOR (728)	5	49.4537	8,571.98	102,863.80
CCMG	SENIOR ACCOUNTANT (707)	1	39.2921	6,810.64	81,727.62
CCMG	SENIOR ACCOUNTANT (707)	2	41.3005	7,158.75	85,905.04
CCMG	SENIOR ACCOUNTANT (707)	3	43.4115	7,524.66	90,295.92
CCMG	SENIOR ACCOUNTANT (707)	4	45.6298	7,909.16	94,909.88
CCMG	SENIOR ACCOUNTANT (707)	5	47.9612	8,313.28	99,759.40
CCMG	SPECIAL EVENTS COORDINATOR (708)	1	41.0954	7,123.20	85,478.38
CCMG	SPECIAL EVENTS COORDINATOR (708)	2	43.1948	7,487.09	89,845.08
CCMG	SPECIAL EVENTS COORDINATOR (708)	3	45.4026	7,869.79	94,437.46
CCMG	SPECIAL EVENTS COORDINATOR (708)	4	47.7223	8,271.86	99,262.28
CCMG	SPECIAL EVENTS COORDINATOR (708)	5	50.1607	8,694.53	104,334.36
CCMG	SR & SOCIAL SERVICES MANAGER (810)	1	55.1451	9,558.49	114,701.86
CCMG	SR & SOCIAL SERVICES MANAGER (810)	2	57.9625	10,046.83	120,562.00
CCMG	SR & SOCIAL SERVICES MANAGER (810)	3	60.9245	10,560.25	126,722.96
CCMG	SR & SOCIAL SERVICES MANAGER (810)	4	64.0379	11,099.90	133,198.78
CCMG	SR & SOCIAL SERVICES MANAGER (810)	5	67.3100	11,667.07	140,004.80
CCMG	SR BUILDING & SAFETY INSPECTOR (705)	1	38.3257	6,643.13	79,717.56
CCMG	SR BUILDING & SAFETY INSPECTOR (705)	2	40.2852	6,982.78	83,793.32
CCMG	SR BUILDING & SAFETY INSPECTOR (705)	3	42.3439	7,339.61	88,075.26
CCMG	SR BUILDING & SAFETY INSPECTOR (705)	4	44.5073	7,714.59	92,575.08
CCMG	SR BUILDING & SAFETY INSPECTOR (705)	5	46.7815	8,108.79	97,305.52
CCMG	SR CIVIL ENGINEER (719)	1	54.8711	9,511.00	114,131.94

# Culver CITY

## Salary Schedule

### Effective Date 03/22/2021

**Note:** For FIRE job titles, the printed hourly rates are for 40-hour employees. To determine the hourly rates for 56-hour employees, divide the annual rate by 2912. (Titles with two codes in parentheses indicate they are 40-hour & 56-hour positions. The first code is for 40-hr, the second one for 56-hr.)

Group	Title	Step	Hourly Rate	Monthly Rate	Annual Rate
CCMG	SR CIVIL ENGINEER (719)	2	57.6745	9,996.91	119,962.96
CCMG	SR CIVIL ENGINEER (719)	3	60.6213	10,507.68	126,092.20
CCMG	SR CIVIL ENGINEER (719)	4	63.7185	11,044.54	132,534.48
CCMG	SR CIVIL ENGINEER (719)	5	66.9754	11,609.07	139,308.78
CCMG	SR DEPUTY CITY ATTORNEY II (725)	1	69.8800	12,112.53	145,350.40
CCMG	SR DEPUTY CITY ATTORNEY II (725)	2	73.4509	12,731.49	152,777.82
CCMG	SR DEPUTY CITY ATTORNEY II (725)	3	77.2035	13,381.94	160,583.28
CCMG	SR DEPUTY CITY ATTORNEY II (725)	4	81.1485	14,065.74	168,788.88
CCMG	SR DEPUTY CITY ATTORNEY II (725)	5	85.2950	14,784.47	177,413.60
CCMG	SR ENTERPRISE BUSINESS ANALYST (716)	1	46.5482	8,068.36	96,820.36
CCMG	SR ENTERPRISE BUSINESS ANALYST (716)	2	48.9275	8,480.77	101,769.20
CCMG	SR ENTERPRISE BUSINESS ANALYST (716)	3	51.4277	8,914.14	106,969.72
CCMG	SR ENTERPRISE BUSINESS ANALYST (716)	4	54.0552	9,369.58	112,434.92
CCMG	SR ENTERPRISE BUSINESS ANALYST (716)	5	56.8177	9,848.41	118,180.92
CCMG	SR MANAGEMENT ANALYST (713)	1	45.4026	7,869.79	94,437.46
CCMG	SR MANAGEMENT ANALYST (713)	2	47.7223	8,271.86	99,262.28
CCMG	SR MANAGEMENT ANALYST (713)	3	50.1607	8,694.53	104,334.36
CCMG	SR MANAGEMENT ANALYST (713)	4	52.7241	9,138.85	109,666.18
CCMG	SR MANAGEMENT ANALYST (713)	5	55.4191	9,605.98	115,271.78
CCMG	SR MANAGEMENT ANALYST/BUDGET (714)	1	45.4026	7,869.79	94,437.46
CCMG	SR MANAGEMENT ANALYST/BUDGET (714)	2	47.7223	8,271.86	99,262.28
CCMG	SR MANAGEMENT ANALYST/BUDGET (714)	3	50.1607	8,694.53	104,334.36
CCMG	SR MANAGEMENT ANALYST/BUDGET (714)	4	52.7241	9,138.85	109,666.18
CCMG	SR MANAGEMENT ANALYST/BUDGET (714)	5	55.4191	9,605.98	115,271.78
CCMG	SR MGMT ANLYST Y-RATE (795)	1	54.6547	9,473.49	113,681.88
CCMG	SR PLANNER (717)	1	49.1722	8,523.19	102,278.28
CCMG	SR PLANNER (717)	2	51.6854	8,958.80	107,505.58
CCMG	SR PLANNER (717)	3	54.3257	9,416.46	112,997.56
CCMG	SR PLANNER (717)	4	57.1022	9,897.72	118,772.68
CCMG	SR PLANNER (717)	5	60.0199	10,403.45	124,841.34
CCMG	SR SOLID WASTE & REC CRW SUPV (710)	1	45.4026	7,869.79	94,437.46
CCMG	SR SOLID WASTE & REC CRW SUPV (710)	2	47.7223	8,271.86	99,262.28
CCMG	SR SOLID WASTE & REC CRW SUPV (710)	3	50.1607	8,694.53	104,334.36
CCMG	SR SOLID WASTE & REC CRW SUPV (710)	4	52.7241	9,138.85	109,666.18
CCMG	SR SOLID WASTE & REC CRW SUPV (710)	5	55.4191	9,605.98	115,271.78
CCMG	SYSTEMS DEVELOPMENT MANAGER (807)	1	53.7871	9,323.10	111,877.22
CCMG	SYSTEMS DEVELOPMENT MANAGER (807)	2	56.5357	9,799.53	117,594.36
CCMG	SYSTEMS DEVELOPMENT MANAGER (807)	3	59.4243	10,300.20	123,602.44
CCMG	SYSTEMS DEVELOPMENT MANAGER (807)	4	62.4598	10,826.36	129,916.28
CCMG	SYSTEMS DEVELOPMENT MANAGER (807)	5	65.6523	11,379.72	136,556.68

# Culver CITY

## Salary Schedule

### Effective Date 03/22/2021

**Note:** For FIRE job titles, the printed hourly rates are for 40-hour employees. To determine the hourly rates for 56-hour employees, divide the annual rate by 2912. (Titles with two codes in parentheses indicate they are 40-hour & 56-hour positions. The first code is for 40-hr, the second one for 56-hr.)

Group	Title	Step	Hourly Rate	Monthly Rate	Annual Rate
CCMG	SYSTEMS SUPPORT MANAGER (825)	1	59.1658	10,255.40	123,064.76
CCMG	SYSTEMS SUPPORT MANAGER (825)	2	62.1892	10,779.47	129,353.64
CCMG	SYSTEMS SUPPORT MANAGER (825)	3	65.3667	11,330.24	135,962.84
CCMG	SYSTEMS SUPPORT MANAGER (825)	4	68.7058	11,909.00	142,907.96
CCMG	SYSTEMS SUPPORT MANAGER (825)	5	72.2175	12,517.70	150,212.40
CCMG	TECHNICAL SERVICES MANAGER (808)	1	59.1658	10,255.40	123,064.76
CCMG	TECHNICAL SERVICES MANAGER (808)	2	62.1892	10,779.47	129,353.64
CCMG	TECHNICAL SERVICES MANAGER (808)	3	65.3667	11,330.24	135,962.84
CCMG	TECHNICAL SERVICES MANAGER (808)	4	68.7058	11,909.00	142,907.96
CCMG	TECHNICAL SERVICES MANAGER (808)	5	72.2175	12,517.70	150,212.40
CCMG	TRAFFIC ENGINEERING MGR (822)	1	47.4867	8,231.04	98,772.44
CCMG	TRAFFIC ENGINEERING MGR (822)	2	49.9135	8,651.67	103,820.08
CCMG	TRAFFIC ENGINEERING MGR (822)	3	52.4641	9,093.78	109,125.38
CCMG	TRAFFIC ENGINEERING MGR (822)	4	55.1451	9,558.49	114,701.86
CCMG	TRAFFIC ENGINEERING MGR (822)	5	57.9625	10,046.83	120,562.00
CCMG	TRANSIT OPERATIONS ANALYST (704)	1	38.1358	6,610.20	79,322.36
CCMG	TRANSIT OPERATIONS ANALYST (704)	2	40.0848	6,948.02	83,376.28
CCMG	TRANSIT OPERATIONS ANALYST (704)	3	42.1328	7,303.01	87,636.12
CCMG	TRANSIT OPERATIONS ANALYST (704)	4	44.2857	7,676.20	92,114.36
CCMG	TRANSIT OPERATIONS ANALYST (704)	5	46.5482	8,068.36	96,820.36
CCMG	TRANSIT OPERATIONS MANAGER (812)	1	55.4191	9,605.98	115,271.78
CCMG	TRANSIT OPERATIONS MANAGER (812)	2	58.2504	10,096.73	121,160.78
CCMG	TRANSIT OPERATIONS MANAGER (812)	3	61.2263	10,612.55	127,350.60
CCMG	TRANSIT OPERATIONS MANAGER (812)	4	64.3550	11,154.87	133,858.40
CCMG	TRANSIT OPERATIONS MANAGER (812)	5	67.6446	11,725.07	140,700.82
CCMG	TRANSIT PLANNING MANAGER (829)	1	55.4191	9,605.98	115,271.78
CCMG	TRANSIT PLANNING MANAGER (829)	2	58.2504	10,096.73	121,160.78
CCMG	TRANSIT PLANNING MANAGER (829)	3	61.2263	10,612.55	127,350.60
CCMG	TRANSIT PLANNING MANAGER (829)	4	64.3550	11,154.87	133,858.40
CCMG	TRANSIT PLANNING MANAGER (829)	5	67.6446	11,725.07	140,700.82
CCMG	TRFC ENG ANALYST (723)	1	42.1328	7,303.01	87,636.12
CCMG	TRFC ENG ANALYST (723)	2	44.2857	7,676.20	92,114.36
CCMG	TRFC ENG ANALYST (723)	3	46.5482	8,068.36	96,820.36
CCMG	TRFC ENG ANALYST (723)	4	48.9275	8,480.77	101,769.20
CCMG	TRFC ENG ANALYST (723)	5	51.4277	8,914.14	106,969.72



# Culver CITY

## Salary Schedule

Effective Date 03/22/2021

**Note:** For FIRE job titles, the printed hourly rates are for 40-hour employees. To determine the hourly rates for 56-hour employees, divide the annual rate by 2912. (Titles with two codes in parentheses indicate they are 40-hour & 56-hour positions. The first code is for 40-hr, the second one for 56-hr.)

Group	Title	Step	Hourly Rate	Monthly Rate	Annual Rate
CNCL	COUNCIL MEMBER (001)	1	27.9870	485.12	5,821.40

# Culver CITY

## Salary Schedule

### Effective Date 03/22/2021

**Note:** For FIRE job titles, the printed hourly rates are for 40-hour employees. To determine the hourly rates for 56-hour employees, divide the annual rate by 2912. (Titles with two codes in parentheses indicate they are 40-hour & 56-hour positions. The first code is for 40-hr, the second one for 56-hr.)

Group	Title	Step	Hourly Rate	Monthly Rate	Annual Rate
EXEC	ADMIN SERVICES DIRECTOR (911)	1	84.1041	14,578.05	174,936.58
EXEC	ADMIN SERVICES DIRECTOR (911)	2	88.3997	15,322.62	183,871.48
EXEC	ADMIN SERVICES DIRECTOR (911)	3	92.9176	16,105.72	193,268.66
EXEC	ADMIN SERVICES DIRECTOR (911)	4	97.6647	16,928.56	203,142.68
EXEC	ADMIN SERVICES DIRECTOR (911)	5	102.6572	17,793.92	213,527.08
EXEC	ASSISTANT CITY MANAGER (908)	1	90.7558	15,731.00	188,771.96
EXEC	ASSISTANT CITY MANAGER (908)	2	95.3939	16,534.94	198,419.26
EXEC	ASSISTANT CITY MANAGER (908)	3	100.2676	17,379.72	208,556.66
EXEC	ASSISTANT CITY MANAGER (908)	4	105.3918	18,267.90	219,214.84
EXEC	ASSISTANT CITY MANAGER (908)	5	110.7769	19,201.33	230,415.90
EXEC	ASSTANT TO CITY MANAGER (900)	1	55.9739	9,702.14	116,425.66
EXEC	ASSTANT TO CITY MANAGER (900)	2	58.8343	10,197.94	122,375.24
EXEC	ASSTANT TO CITY MANAGER (900)	3	61.8406	10,719.04	128,628.50
EXEC	ASSTANT TO CITY MANAGER (900)	4	65.0007	11,266.80	135,201.56
EXEC	ASSTANT TO CITY MANAGER (900)	5	68.3217	11,842.44	142,109.24
EXEC	CHIEF FINANCIAL OFFICER (907)	1	87.2194	15,118.03	181,416.30
EXEC	CHIEF FINANCIAL OFFICER (907)	2	91.6769	15,890.66	190,687.90
EXEC	CHIEF FINANCIAL OFFICER (907)	3	96.3605	16,702.49	200,429.84
EXEC	CHIEF FINANCIAL OFFICER (907)	4	101.2854	17,556.13	210,673.58
EXEC	CHIEF FINANCIAL OFFICER (907)	5	106.4610	18,453.24	221,438.88
EXEC	CHIEF INFO OFFICER (905)	1	78.9444	13,683.69	164,204.30
EXEC	CHIEF INFO OFFICER (905)	2	82.9775	14,382.77	172,593.20
EXEC	CHIEF INFO OFFICER (905)	3	87.2194	15,118.03	181,416.30
EXEC	CHIEF INFO OFFICER (905)	4	91.6769	15,890.66	190,687.90
EXEC	CHIEF INFO OFFICER (905)	5	96.3605	16,702.49	200,429.84
EXEC	CHIEF TRANSPORTATION OFFICER (903)	1	78.8944	13,675.03	164,100.30
EXEC	CHIEF TRANSPORTATION OFFICER (903)	2	82.9253	14,373.71	172,484.52
EXEC	CHIEF TRANSPORTATION OFFICER (903)	3	87.1622	15,108.12	181,297.48
EXEC	CHIEF TRANSPORTATION OFFICER (903)	4	91.6160	15,880.11	190,561.28
EXEC	CHIEF TRANSPORTATION OFFICER (903)	5	96.2982	16,691.70	200,300.36
EXEC	CITY ATTORNEY (909)	1	104.2931	18,077.48	216,929.70
EXEC	CITY ATTORNEY (909)	2	109.6223	19,001.19	228,014.28
EXEC	CITY ATTORNEY (909)	3	115.2242	19,972.20	239,666.44
EXEC	CITY ATTORNEY (909)	4	121.1124	20,992.81	251,913.74
EXEC	CITY ATTORNEY (909)	5	127.3012	22,065.55	264,786.60
EXEC	CITY MANAGER (910)	1	113.0342	19,592.60	235,111.24
EXEC	CITY MANAGER (910)	2	118.8088	20,593.52	247,122.20
EXEC	CITY MANAGER (910)	3	124.8808	21,646.00	259,751.96
EXEC	CITY MANAGER (910)	4	131.2627	22,752.21	273,026.52
EXEC	CITY MANAGER (910)	5	137.9699	23,914.78	286,977.34
EXEC	COMMUNITY DEVOPMENT DIRECTOR (904)	1	78.1622	13,548.12	162,577.48

# Culver CITY

## Salary Schedule

### Effective Date 03/22/2021

**Note:** For FIRE job titles, the printed hourly rates are for 40-hour employees. To determine the hourly rates for 56-hour employees, divide the annual rate by 2912. (Titles with two codes in parentheses indicate they are 40-hour & 56-hour positions. The first code is for 40-hr, the second one for 56-hr.)

Group	Title	Step	Hourly Rate	Monthly Rate	Annual Rate
EXEC	COMMUNITY DEVOPMENT DIRECTOR (904)	2	82.1555	14,240.29	170,883.44
EXEC	COMMUNITY DEVOPMENT DIRECTOR (904)	3	86.3563	14,968.42	179,621.00
EXEC	COMMUNITY DEVOPMENT DIRECTOR (904)	4	90.7689	15,733.27	188,799.26
EXEC	COMMUNITY DEVOPMENT DIRECTOR (904)	5	95.4075	16,537.30	198,447.60
EXEC	HUMAN RESOURCES DIRECTOR (902)	1	78.6019	13,624.33	163,491.90
EXEC	HUMAN RESOURCES DIRECTOR (902)	2	82.6164	14,320.17	171,842.06
EXEC	HUMAN RESOURCES DIRECTOR (902)	3	86.8389	15,052.07	180,624.86
EXEC	HUMAN RESOURCES DIRECTOR (902)	4	91.2753	15,821.04	189,852.52
EXEC	HUMAN RESOURCES DIRECTOR (902)	5	95.9414	16,629.84	199,558.06
EXEC	PRCS DIRECTOR (901)	1	73.2336	12,693.83	152,325.94
EXEC	PRCS DIRECTOR (901)	2	76.9748	13,342.29	160,107.48
EXEC	PRCS DIRECTOR (901)	3	80.9082	14,024.10	168,289.16
EXEC	PRCS DIRECTOR (901)	4	85.0444	14,741.03	176,892.30
EXEC	PRCS DIRECTOR (901)	5	89.3895	15,494.18	185,930.16
EXEC	PUBLIC WORKS DIRECTOR (906)	1	82.9775	14,382.77	172,593.20
EXEC	PUBLIC WORKS DIRECTOR (906)	2	87.2194	15,118.03	181,416.30
EXEC	PUBLIC WORKS DIRECTOR (906)	3	91.6769	15,890.66	190,687.90
EXEC	PUBLIC WORKS DIRECTOR (906)	4	96.3605	16,702.49	200,429.84
EXEC	PUBLIC WORKS DIRECTOR (906)	5	101.2854	17,556.13	210,673.58

# Culver CITY

## Salary Schedule

Effective Date 03/22/2021

**Note:** For FIRE job titles, the printed hourly rates are for 40-hour employees. To determine the hourly rates for 56-hour employees, divide the annual rate by 2912. (Titles with two codes in parentheses indicate they are 40-hour & 56-hour positions. The first code is for 40-hr, the second one for 56-hr.)

Group	Title	Step	Hourly Rate	Monthly Rate	Annual Rate
FIRE	FIRE CAPTAIN (504/505)	1	65.0680	11,278.46	135,341.54
FIRE	FIRE ENGINEER (502/503)	1	56.5809	9,807.35	117,688.23
FIRE	FIREFIGHTER (500/501)	0	33.8819	5,872.86	70,474.30
FIRE	FIREFIGHTER (500/501)	1	37.8013	6,552.22	78,626.62
FIRE	FIREFIGHTER (500/501)	2	38.7584	6,718.12	80,617.46
FIRE	FIREFIGHTER (500/501)	3	42.3344	7,337.97	88,055.62
FIRE	FIREFIGHTER (500/501)	4	44.7218	7,751.76	93,021.12
FIRE	FIREFIGHTER (500/501)	5	47.2504	8,190.05	98,280.65
FIRE	FIREFIGHTER (500/501)	6	49.2008	8,528.13	102,337.61

# Culver CITY

## Salary Schedule

Effective Date 03/22/2021

**Note:** For FIRE job titles, the printed hourly rates are for 40-hour employees. To determine the hourly rates for 56-hour employees, divide the annual rate by 2912. (Titles with two codes in parentheses indicate they are 40-hour & 56-hour positions. The first code is for 40-hr, the second one for 56-hr.)

Group	Title	Step	Hourly Rate	Monthly Rate	Annual Rate
FMGT	ASST FIRE CHIEF (509)	1	94.1961	16,327.32	195,927.89
FMGT	BATTALION CHIEF (506/507)	1	78.0088	13,521.51	162,258.13
FMGT	FIRE CHIEF (510)	1	109.4090	18,964.23	227,570.74
FMGT	FIRE MARSHAL (508)	1	89.7106	15,549.83	186,597.98

# Culver CITY

## Salary Schedule

### Effective Date 03/22/2021

**Note:** For FIRE job titles, the printed hourly rates are for 40-hour employees. To determine the hourly rates for 56-hour employees, divide the annual rate by 2912. (Titles with two codes in parentheses indicate they are 40-hour & 56-hour positions. The first code is for 40-hr, the second one for 56-hr.)

Group	Title	Step	Hourly Rate	Monthly Rate	Annual Rate
NBNE	ADMIN INTERN (107)	1	15.6279	0.00	0.00
NBNE	ADMIN INTERN (107)	2	16.4093	0.00	0.00
NBNE	ADMIN INTERN (107)	3	17.2298	0.00	0.00
NBNE	AMBULANCE OPERATOR (116)	1	16.5375	0.00	0.00
NBNE	AMBULANCE OPERATOR (116)	2	17.3644	0.00	0.00
NBNE	AMBULANCE OPERATOR (116)	3	18.2326	0.00	0.00
NBNE	BUS OPERATOR TRAINEE (106)	1	19.1008	0.00	0.00
NBNE	CASHIER PLUNGE (101)	1	14.0464	0.00	0.00
NBNE	CASHIER PLUNGE (101)	2	14.7487	0.00	0.00
NBNE	CASHIER PLUNGE (101)	3	15.4861	0.00	0.00
NBNE	CONTRACT EMPLOYEE (199)	1	20.0000	0.00	0.00
NBNE	CONTRACT EMPLOYEE (199)	2	30.0000	0.00	0.00
NBNE	CONTRACT EMPLOYEE (199)	3	40.0000	0.00	0.00
NBNE	CONTRACT EMPLOYEE (199)	4	50.0000	0.00	0.00
NBNE	CONTRACT EMPLOYEE (199)	5	60.0000	0.00	0.00
NBNE	CONTRACT EMPLOYEE (199)	6	70.0000	0.00	0.00
NBNE	CONTRACT EMPLOYEE (199)	7	80.0000	0.00	0.00
NBNE	CONTRACT EMPLOYEE (199)	8	90.0000	0.00	0.00
NBNE	CONTRACT EMPLOYEE (199)	9	100.0000	0.00	0.00
NBNE	CONTRACT EMPLOYEE (199)	10	110.0000	0.00	0.00
NBNE	CONTRACT EMPLOYEE (199)	11	120.0000	0.00	0.00
NBNE	CONTRACT EMPLOYEE (199)	12	130.0000	0.00	0.00
NBNE	CROSSING GUARD (104)	1	15.2807	0.00	0.00
NBNE	GIS INTERN (111)	1	17.3644	0.00	0.00
NBNE	GIS INTERN (111)	2	18.2326	0.00	0.00
NBNE	GIS INTERN (111)	3	19.1442	0.00	0.00
NBNE	INSTRCTR/PPL/DISABILITIES (115)	1	23.8471	0.00	0.00
NBNE	LIFEGUARD (108)	1	18.1485	0.00	0.00
NBNE	LIFEGUARD (108)	2	18.9987	0.00	0.00
NBNE	LIFEGUARD (108)	3	19.8914	0.00	0.00
NBNE	LIFEGUARD SWIM INSTRUCTOR NB (110)	1	19.6488	0.00	0.00
NBNE	LIFEGUARD SWIM INSTRUCTOR NB (110)	2	20.5740	0.00	0.00
NBNE	LIFEGUARD SWIM INSTRUCTOR NB (110)	3	21.5454	0.00	0.00
NBNE	POOL MANAGER (113)	1	25.4203	0.00	0.00
NBNE	POOL MANAGER (113)	2	26.3405	0.00	0.00
NBNE	POOL MANAGER (113)	3	27.3068	0.00	0.00
NBNE	RECREATION LEADER I (103)	1	14.0464	0.00	0.00
NBNE	RECREATION LEADER I (103)	2	14.7487	0.00	0.00
NBNE	RECREATION LEADER I (103)	3	15.4861	0.00	0.00

# Culver CITY

## Salary Schedule

Effective Date 03/22/2021

**Note:** For FIRE job titles, the printed hourly rates are for 40-hour employees. To determine the hourly rates for 56-hour employees, divide the annual rate by 2912. (Titles with two codes in parentheses indicate they are 40-hour & 56-hour positions. The first code is for 40-hr, the second one for 56-hr.)

Group	Title	Step	Hourly Rate	Monthly Rate	Annual Rate
NBNE	RECREATION LEADER II (109)	1	16.6524	0.00	0.00
NBNE	RECREATION LEADER II (109)	2	17.4851	0.00	0.00
NBNE	RECREATION LEADER II (109)	3	18.3593	0.00	0.00
NBNE	RECREATION SPECIALIST (114)	1	21.6291	0.00	0.00
NBNE	RECREATION SPECIALIST (114)	2	22.7106	0.00	0.00
NBNE	RECREATION SPECIALIST (114)	3	23.8461	0.00	0.00
NBNE	SR RECREATION LEADER (112)	1	19.2536	0.00	0.00
NBNE	SR RECREATION LEADER (112)	2	20.2163	0.00	0.00
NBNE	SR RECREATION LEADER (112)	3	21.2271	0.00	0.00
NBNE	STUDENT WORKER I (100)	1	14.0400	0.00	0.00
NBNE	STUDENT WORKER I (100)	2	14.7420	0.00	0.00
NBNE	STUDENT WORKER I (100)	3	15.4791	0.00	0.00
NBNE	STUDENT WORKER II (102)	1	14.7420	0.00	0.00
NBNE	STUDENT WORKER II (102)	2	15.4791	0.00	0.00
NBNE	STUDENT WORKER II (102)	3	16.2530	0.00	0.00
NBNE	STUDENT WORKER III (105)	1	17.0032	0.00	0.00
NBNE	STUDENT WORKER III (105)	2	17.8534	0.00	0.00
NBNE	STUDENT WORKER III (105)	3	18.7460	0.00	0.00

# Culver CITY

## Salary Schedule

Effective Date 03/22/2021

**Note:** For FIRE job titles, the printed hourly rates are for 40-hour employees. To determine the hourly rates for 56-hour employees, divide the annual rate by 2912. (Titles with two codes in parentheses indicate they are 40-hour & 56-hour positions. The first code is for 40-hr, the second one for 56-hr.)

Group	Title	Step	Hourly Rate	Monthly Rate	Annual Rate
PMGT	ASSISTANT CHIEF (605)	1	103.3276	17,910.12	214,921.46
PMGT	POLICE CAPTAIN (604)	1	89.4582	15,506.10	186,073.16
PMGT	POLICE CHIEF (606)	1	118.8271	20,596.70	247,160.42
PMGT	POLICE LIEUTENANT (603)	1	71.3687	12,370.58	148,447.00



# Culver CITY

## Salary Schedule

Effective Date 03/22/2021

**Note:** For FIRE job titles, the printed hourly rates are for 40-hour employees. To determine the hourly rates for 56-hour employees, divide the annual rate by 2912. (Titles with two codes in parentheses indicate they are 40-hour & 56-hour positions. The first code is for 40-hr, the second one for 56-hr.)

Group	Title	Step	Hourly Rate	Monthly Rate	Annual Rate
POLC	POLICE OFFICER (601)	1	38.9097	6,744.36	80,932.28
POLC	POLICE OFFICER (601)	2	40.0950	6,949.80	83,397.60
POLC	POLICE OFFICER (601)	3	42.9441	7,443.65	89,323.78
POLC	POLICE OFFICER (601)	4	44.0265	7,631.26	91,575.12
POLC	POLICE OFFICER (601)	5	45.3555	7,861.62	94,339.44
POLC	POLICE OFFICER (601)	6	46.8631	8,122.94	97,475.30
POLC	POLICE OFFICER (601)	7	48.2936	8,370.90	100,450.74
POLC	POLICE OFFICER (601)	8	49.5131	8,582.28	102,987.30
POLC	POLICE OFFICER (601)	9	50.8710	8,817.64	105,811.68
POLC	POLICE SERGEANT (602)	1	58.5946	10,156.40	121,876.82

# Culver CITY

## Salary Schedule

Effective Date 03/22/2021

**Note:** For FIRE job titles, the printed hourly rates are for 40-hour employees. To determine the hourly rates for 56-hour employees, divide the annual rate by 2912. (Titles with two codes in parentheses indicate they are 40-hour & 56-hour positions. The first code is for 40-hr, the second one for 56-hr.)

Group	Title	Step	Hourly Rate	Monthly Rate	Annual Rate
POLR	POLICE RECRUIT (600)	1	38.9097	6,744.36	80,932.28

1  
2  
3  
4  
5  
6  
7  
8  
9  
10  
11  
12  
13  
14  
15  
16  
17  
18  
19  
20  
21  
22  
23  
24  
25  
26  
27  
28

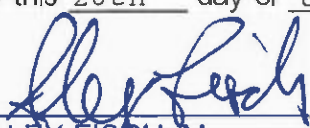
**RESOLUTION NO. 2021-R 062**

A RESOLUTION OF THE CITY COUNCIL OF THE CITY OF  
CULVER CITY, CALIFORNIA, ADOPTING THE  
CLASSIFICATION AND SALARY PLAN FOR CITY  
EMPLOYEES EFFECTIVE JULY 1, 2021.

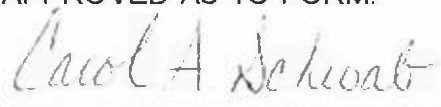
NOW, THEREFORE, the City Council of the City of Culver City, DOES  
RESOLVE as follows:

1. The Classification and Salary Plan, attached hereto as Exhibit "A" and incorporated herein by this reference, is hereby adopted effective July 1, 2021.
2. The Classification and Salary Plan, attached hereto as Exhibit "A" shall supersede and replace all previously adopted salary plans for City employees.
3. The City Manager and Chief Financial Officer are hereby authorized to adjust and pay salaries of the City employees in accordance with the Classification and Salary Plan adopted and approved by this Resolution, effective July 1, 2021.

APPROVED and ADOPTED this 28th day of June, 2021.

  
\_\_\_\_\_  
ALEX FISCH, Mayor  
City of Culver City, California

ATTEST:  
  
\_\_\_\_\_  
JEREMY GREEN, City Clerk

APPROVED AS TO FORM:  
  
\_\_\_\_\_  
CAROL A. SCHWAB, City Attorney

# Culver CITY

## Salary Schedule

### Effective Date 07/01/2021

## EXHIBIT A

**Note:** For FIRE job titles, the printed hourly rates are for 40-hour employees. To determine the hourly rates for 56-hour employees, divide the annual rate by 2912. (Titles with two codes in parentheses indicate they are 40-hour & 56-hour positions. The first code is for 40-hr, the second one for 56-hr.)

Group	Title	Step	Hourly Rate	Monthly Rate	Annual Rate
CCEA	ACCOUNT CLERK (205)	1	21.7419	3,768.59	45,223.10
CCEA	ACCOUNT CLERK (205)	2	22.8539	3,961.34	47,536.06
CCEA	ACCOUNT CLERK (205)	3	24.0218	4,163.77	49,965.24
CCEA	ACCOUNT CLERK (205)	4	25.2503	4,376.71	52,520.52
CCEA	ACCOUNT CLERK (205)	5	26.5428	4,600.74	55,208.92
CCEA	ACCOUNT CLERK-REG PT (205R)	1	21.7419	3,768.59	45,223.10
CCEA	ACCOUNT CLERK-REG PT (205R)	2	22.8539	3,961.34	47,536.06
CCEA	ACCOUNT CLERK-REG PT (205R)	3	24.0218	4,163.77	49,965.24
CCEA	ACCOUNTANT (419)	1	32.1962	5,580.68	66,968.20
CCEA	ACCOUNTANT (419)	2	33.8408	5,865.73	70,388.76
CCEA	ACCOUNTANT (419)	3	35.5700	6,165.47	73,985.60
CCEA	ACCOUNTANT (419)	4	37.3881	6,480.61	77,767.30
CCEA	ACCOUNTANT (419)	5	39.2987	6,811.78	81,741.40
CCEA	ACCOUNTANT II (428)	1	35.2166	6,104.22	73,250.58
CCEA	ACCOUNTANT II (428)	2	37.0165	6,416.19	76,994.32
CCEA	ACCOUNTANT II (428)	3	38.9078	6,744.01	80,928.12
CCEA	ACCOUNTANT II (428)	4	40.8963	7,088.68	85,064.20
CCEA	ACCOUNTANT II (428)	5	42.9866	7,451.02	89,412.18
CCEA	ACCOUNTING TECHNICIAN (223)	1	26.4102	4,577.78	54,933.32
CCEA	ACCOUNTING TECHNICIAN (223)	2	27.7359	4,807.55	57,690.62
CCEA	ACCOUNTING TECHNICIAN (223)	3	29.1415	5,051.19	60,614.32
CCEA	ACCOUNTING TECHNICIAN (223)	4	30.6307	5,309.33	63,711.96
CCEA	ACCOUNTING TECHNICIAN (223)	5	32.1962	5,580.68	66,968.20
CCEA	ADMIN CLERK (207)	1	21.5258	3,731.13	44,773.56
CCEA	ADMIN CLERK (207)	2	22.6265	3,921.93	47,063.12
CCEA	ADMIN CLERK (207)	3	23.7828	4,122.34	49,468.12
CCEA	ADMIN CLERK (207)	4	24.9990	4,333.16	51,997.92
CCEA	ADMIN CLERK (207)	5	26.2788	4,554.98	54,659.80
CCEA	ADMIN CLERK-REG PT (207R)	1	21.5258	3,731.13	44,773.56
CCEA	ADMIN CLERK-REG PT (207R)	2	22.6265	3,921.93	47,063.12
CCEA	ADMIN CLERK-REG PT (207R)	3	23.7828	4,122.34	49,468.12
CCEA	ADMIN SECRETARY (222)	1	26.2788	4,554.98	54,659.80
CCEA	ADMIN SECRETARY (222)	2	27.5998	4,783.96	57,407.48
CCEA	ADMIN SECRETARY (222)	3	28.9965	5,026.06	60,312.72
CCEA	ADMIN SECRETARY (222)	4	30.4788	5,282.98	63,395.80
CCEA	ADMIN SECRETARY (222)	5	32.0351	5,552.76	66,633.06
CCEA	ANIMAL SERVICES OFFICER (307)	1	24.9990	4,333.16	51,997.92
CCEA	ANIMAL SERVICES OFFICER (307)	2	26.2788	4,554.98	54,659.80
CCEA	ANIMAL SERVICES OFFICER (307)	3	27.5998	4,783.96	57,407.48
CCEA	ANIMAL SERVICES OFFICER (307)	4	28.9965	5,026.06	60,312.72
CCEA	ANIMAL SERVICES OFFICER (307)	5	30.4788	5,282.98	63,395.80

**Culver CITY**  
**Salary Schedule**  
**Effective Date 07/01/2021**

Group	Title	Step	Hourly Rate	Monthly Rate	Annual Rate
CCEA	ASSISTANT ENGINEER (425)	1	34.8464	6,040.04	72,480.46
CCEA	ASSISTANT ENGINEER (425)	2	36.6269	6,348.66	76,183.90
CCEA	ASSISTANT ENGINEER (425)	3	38.4977	6,672.94	80,075.32
CCEA	ASSISTANT ENGINEER (425)	4	40.4656	7,014.04	84,168.50
CCEA	ASSISTANT ENGINEER (425)	5	42.5329	7,372.37	88,468.38
CCEA	ASSISTANT PLANNER (420)	1	32.5185	5,636.54	67,638.48
CCEA	ASSISTANT PLANNER (420)	2	34.1801	5,924.56	71,094.66
CCEA	ASSISTANT PLANNER (420)	3	35.9263	6,227.22	74,726.60
CCEA	ASSISTANT PLANNER (420)	4	37.7629	6,545.57	78,546.78
CCEA	ASSISTANT PLANNER (420)	5	39.6918	6,879.90	82,558.84
CCEA	ASSOC ANL Y-RATE (495)	1	37.2420	6,455.28	77,463.36
CCEA	ASSOCIATE ANALYST (415)	1	31.5598	5,470.36	65,644.28
CCEA	ASSOCIATE ANALYST (415)	2	33.1722	5,749.86	68,998.28
CCEA	ASSOCIATE ANALYST (415)	3	34.8681	6,043.81	72,525.70
CCEA	ASSOCIATE ANALYST (415)	4	36.6497	6,352.62	76,231.48
CCEA	ASSOCIATE ANALYST (415)	5	38.5217	6,677.10	80,125.24
CCEA	ASSOCIATE ENGINEER (439)	1	41.6954	7,227.20	86,726.38
CCEA	ASSOCIATE ENGINEER (439)	2	43.8254	7,596.40	91,156.78
CCEA	ASSOCIATE ENGINEER (439)	3	46.0653	7,984.64	95,815.72
CCEA	ASSOCIATE ENGINEER (439)	4	48.4183	8,392.50	100,709.96
CCEA	ASSOCIATE ENGINEER (439)	5	50.8937	8,821.58	105,859.00
CCEA	ASSOCIATE PLANNER (431)	1	37.3881	6,480.61	77,767.30
CCEA	ASSOCIATE PLANNER (431)	2	39.2987	6,811.78	81,741.40
CCEA	ASSOCIATE PLANNER (431)	3	41.3067	7,159.84	85,918.04
CCEA	ASSOCIATE PLANNER (431)	4	43.4173	7,525.66	90,307.88
CCEA	ASSOCIATE PLANNER (431)	5	45.6356	7,910.18	94,922.10
CCEA	AUDIO VISUAL OP/ANALYST-REG PT (455R)	1	39.2987	6,811.78	81,741.40
CCEA	AUDIO VISUAL OP/ANALYST-REG PT (455R)	2	41.3067	7,159.84	85,918.04
CCEA	AUDIO VISUAL OP/ANALYST-REG PT (455R)	3	43.4173	7,525.66	90,307.88
CCEA	AUTOMATED ENFORCEMENT TECH (219)	1	24.9990	4,333.16	51,997.92
CCEA	AUTOMATED ENFORCEMENT TECH (219)	2	26.2788	4,554.98	54,659.80
CCEA	AUTOMATED ENFORCEMENT TECH (219)	3	27.5998	4,783.96	57,407.48
CCEA	AUTOMATED ENFORCEMENT TECH (219)	4	28.9965	5,026.06	60,312.72
CCEA	AUTOMATED ENFORCEMENT TECH (219)	5	30.4788	5,282.98	63,395.80
CCEA	BICYCLE/PEDESTRIAN COORD (456)	1	41.6954	7,227.20	86,726.38
CCEA	BICYCLE/PEDESTRIAN COORD (456)	2	43.8254	7,596.40	91,156.78
CCEA	BICYCLE/PEDESTRIAN COORD (456)	3	46.0653	7,984.64	95,815.72
CCEA	BICYCLE/PEDESTRIAN COORD (456)	4	48.4183	8,392.50	100,709.96
CCEA	BICYCLE/PEDESTRIAN COORD (456)	5	50.8937	8,821.58	105,859.00
CCEA	BUILDING AND SAFETY INSPECTOR (327)	1	31.5598	5,470.36	65,644.28

**Culver CITY**  
**Salary Schedule**  
**Effective Date 07/01/2021**

**EXHIBIT A**

**Note:** For FIRE job titles, the printed hourly rates are for 40-hour employees. To determine the hourly rates for 56-hour employees, divide the annual rate by 2912. (Titles with two codes in parentheses indicate they are 40-hour & 56-hour positions. The first code is for 40-hr, the second one for 56-hr.)

Group	Title	Step	Hourly Rate	Monthly Rate	Annual Rate
CCEA	BUILDING AND SAFETY INSPECTOR (327)	2	33.1722	5,749.86	68,998.28
CCEA	BUILDING AND SAFETY INSPECTOR (327)	3	34.8681	6,043.81	72,525.70
CCEA	BUILDING AND SAFETY INSPECTOR (327)	4	36.6497	6,352.62	76,231.48
CCEA	BUILDING AND SAFETY INSPECTOR (327)	5	38.5217	6,677.10	80,125.24
CCEA	BUILDING ENGINEER (433)	1	38.9078	6,744.01	80,928.12
CCEA	BUILDING ENGINEER (433)	2	40.8963	7,088.68	85,064.20
CCEA	BUILDING ENGINEER (433)	3	42.9866	7,451.02	89,412.18
CCEA	BUILDING ENGINEER (433)	4	45.1830	7,831.72	93,980.64
CCEA	BUILDING ENGINEER (433)	5	47.4915	8,231.86	98,782.32
CCEA	BUS OPERATOR (305)	0	22.0699	3,825.45	45,905.34
CCEA	BUS OPERATOR (305)	1	24.3830	4,226.39	50,716.64
CCEA	BUS OPERATOR (305)	2	25.6308	4,442.66	53,311.96
CCEA	BUS OPERATOR (305)	3	26.9358	4,668.86	56,026.36
CCEA	BUS OPERATOR (305)	4	28.2833	4,902.43	58,829.16
CCEA	BUS OPERATOR (305)	5	29.7290	5,153.03	61,836.32
CCEA	BUS OPERATOR-REG PT (305R)	1	19.9741	3,462.18	41,546.18
CCEA	BUS OPERATOR-REG PT (305R)	2	20.9946	3,639.07	43,668.82
CCEA	BUS OPERATOR-REG PT (305R)	3	22.0699	3,825.45	45,905.34
CCEA	BUSINESS TAX INSPECTOR (224)	1	26.5428	4,600.74	55,208.92
CCEA	BUSINESS TAX INSPECTOR (224)	2	27.8718	4,831.10	57,973.24
CCEA	BUSINESS TAX INSPECTOR (224)	3	29.2866	5,076.35	60,916.18
CCEA	BUSINESS TAX INSPECTOR (224)	4	30.7836	5,335.83	64,029.94
CCEA	BUSINESS TAX INSPECTOR (224)	5	32.3563	5,608.42	67,301.00
CCEA	BUYER (434)	1	39.1033	6,777.90	81,334.76
CCEA	BUYER (434)	2	41.1011	7,124.20	85,490.34
CCEA	BUYER (434)	3	43.2015	7,488.26	89,859.12
CCEA	BUYER (434)	4	45.4093	7,870.94	94,451.24
CCEA	BUYER (434)	5	47.7291	8,273.05	99,276.58
CCEA	CEMENT FINISHER (314)	1	27.0663	4,691.48	56,297.80
CCEA	CEMENT FINISHER (314)	2	28.4239	4,926.81	59,121.66
CCEA	CEMENT FINISHER (314)	3	29.8764	5,178.57	62,142.86
CCEA	CEMENT FINISHER (314)	4	31.4032	5,443.23	65,318.76
CCEA	CEMENT FINISHER (314)	5	33.0077	5,721.34	68,656.12
CCEA	CITY CLERK SPECIALIST (452)	1	30.0250	5,204.33	62,452.00
CCEA	CITY CLERK SPECIALIST (452)	2	31.5598	5,470.36	65,644.28
CCEA	CITY CLERK SPECIALIST (452)	3	33.1722	5,749.86	68,998.28
CCEA	CITY CLERK SPECIALIST (452)	4	34.8681	6,043.81	72,525.70
CCEA	CITY CLERK SPECIALIST (452)	5	36.6497	6,352.62	76,231.48
CCEA	CLAIMS/SAFETY TECHNICIAN (402)	1	30.0250	5,204.33	62,452.00
CCEA	CLAIMS/SAFETY TECHNICIAN (402)	2	31.5598	5,470.36	65,644.28
CCEA	CLAIMS/SAFETY TECHNICIAN (402)	3	33.1722	5,749.86	68,998.28

# Culver CITY

## Salary Schedule

### Effective Date 07/01/2021

## EXHIBIT A

**Note:** For FIRE job titles, the printed hourly rates are for 40-hour employees. To determine the hourly rates for 56-hour employees, divide the annual rate by 2912. (Titles with two codes in parentheses indicate they are 40-hour & 56-hour positions. The first code is for 40-hr, the second one for 56-hr.)

Group	Title	Step	Hourly Rate	Monthly Rate	Annual Rate
CCEA	CLAIMS/SAFETY TECHNICIAN (402)	4	34.8681	6,043.81	72,525.70
CCEA	CLAIMS/SAFETY TECHNICIAN (402)	5	36.6497	6,352.62	76,231.48
CCEA	CLERK (200)	1	17.3644	3,009.83	36,117.90
CCEA	CLERK (200)	2	18.2519	3,163.66	37,963.90
CCEA	CLERK (200)	3	19.1854	3,325.47	39,905.58
CCEA	CLERK (200)	4	20.1672	3,495.66	41,947.88
CCEA	CLERK (200)	5	21.1971	3,674.17	44,090.02
CCEA	CLERK TYPIST (202)	1	18.5341	3,212.58	38,550.98
CCEA	CLERK TYPIST (202)	2	19.4826	3,376.99	40,523.86
CCEA	CLERK TYPIST (202)	3	20.4780	3,549.52	42,594.24
CCEA	CLERK TYPIST (202)	4	21.5258	3,731.13	44,773.56
CCEA	CLERK TYPIST (202)	5	22.6265	3,921.93	47,063.12
CCEA	CLERK TYPIST-REG PT (202R)	1	18.5341	3,212.58	38,550.98
CCEA	CLERK TYPIST-REG PT (202R)	2	19.4826	3,376.99	40,523.86
CCEA	CLERK TYPIST-REG PT (202R)	3	20.4780	3,549.52	42,594.24
CCEA	CLERK-REG PT (200R)	1	17.3644	3,009.83	36,117.90
CCEA	CLERK-REG PT (200R)	2	18.2519	3,163.66	37,963.90
CCEA	CLERK-REG PT (200R)	3	19.1854	3,325.47	39,905.58
CCEA	COACH CLEANER (231)	1	20.1738	3,496.78	41,961.40
CCEA	COACH CLEANER (231)	2	21.2058	3,675.66	44,107.96
CCEA	COACH CLEANER (231)	3	22.2905	3,863.69	46,364.24
CCEA	COACH CLEANER (231)	4	23.4297	4,061.16	48,733.88
CCEA	COACH CLEANER (231)	5	24.6274	4,268.75	51,224.94
CCEA	CODE ENFORCEMENT ANALYST (429)	1	36.2876	6,289.86	75,478.26
CCEA	CODE ENFORCEMENT ANALYST (429)	2	38.1412	6,611.15	79,333.80
CCEA	CODE ENFORCEMENT ANALYST (429)	3	40.0908	6,949.06	83,388.76
CCEA	CODE ENFORCEMENT ANALYST (429)	4	42.1388	7,304.05	87,648.60
CCEA	CODE ENFORCEMENT ANALYST (429)	5	44.2930	7,677.45	92,129.44
CCEA	CODE ENFORCEMENT OFFICER (228)	1	29.4293	5,101.07	61,212.84
CCEA	CODE ENFORCEMENT OFFICER (228)	2	30.9332	5,361.76	64,341.16
CCEA	CODE ENFORCEMENT OFFICER (228)	3	32.5138	5,635.72	67,628.60
CCEA	CODE ENFORCEMENT OFFICER (228)	4	34.1750	5,923.67	71,084.00
CCEA	CODE ENFORCEMENT OFFICER (228)	5	35.9209	6,226.29	74,715.42
CCEA	COMM SVCS OFFICER-REG PT (201R)	1	17.2838	2,995.85	35,950.20
CCEA	COMM SVCS OFFICER-REG PT (201R)	2	18.1672	3,148.99	37,787.88
CCEA	COMM SVCS OFFICER-REG PT (201R)	3	19.0963	3,310.02	39,720.20
CCEA	COMMUNICATION SUPERVISOR (453)	1	41.9629	7,273.57	87,282.78
CCEA	COMMUNICATION SUPERVISOR (453)	2	44.1083	7,645.43	91,745.16
CCEA	COMMUNICATION SUPERVISOR (453)	3	46.3619	8,036.06	96,432.70
CCEA	COMMUNICATION SUPERVISOR (453)	4	48.7299	8,446.51	101,358.14

# Culver CITY

## Salary Schedule

### Effective Date 07/01/2021

## EXHIBIT A

**Note:** For FIRE job titles, the printed hourly rates are for 40-hour employees. To determine the hourly rates for 56-hour employees, divide the annual rate by 2912. (Titles with two codes in parentheses indicate they are 40-hour & 56-hour positions. The first code is for 40-hr, the second one for 56-hr.)

Group	Title	Step	Hourly Rate	Monthly Rate	Annual Rate
CCEA	COMMUNICATION SUPERVISOR (453)	5	51.2209	8,878.29	106,539.42
CCEA	COMMUNICATIONS TECHNICIAN (333)	1	36.4895	6,324.85	75,898.16
CCEA	COMMUNICATIONS TECHNICIAN (333)	2	38.3550	6,648.20	79,778.40
CCEA	COMMUNICATIONS TECHNICIAN (333)	3	40.3147	6,987.89	83,854.68
CCEA	COMMUNICATIONS TECHNICIAN (333)	4	42.3738	7,344.78	88,137.40
CCEA	COMMUNICATIONS TECHNICIAN (333)	5	44.5398	7,720.22	92,642.68
CCEA	COMPUTER PROGRAMMER (422)	1	33.3378	5,778.54	69,342.52
CCEA	COMPUTER PROGRAMMER (422)	2	35.0418	6,073.90	72,886.84
CCEA	COMPUTER PROGRAMMER (422)	3	36.8326	6,384.32	76,611.86
CCEA	COMPUTER PROGRAMMER (422)	4	38.7148	6,710.56	80,526.68
CCEA	COMPUTER PROGRAMMER (422)	5	40.6930	7,053.45	84,641.44
CCEA	CUSTODIAN (203)	1	18.8141	3,261.12	39,133.38
CCEA	CUSTODIAN (203)	2	19.7752	3,427.71	41,132.52
CCEA	CUSTODIAN (203)	3	20.7866	3,603.02	43,236.18
CCEA	CUSTODIAN (203)	4	21.8503	3,787.38	45,448.52
CCEA	CUSTODIAN (203)	5	22.9670	3,980.95	47,771.36
CCEA	CUSTODIAN-REG PT (203R)	1	18.8141	3,261.12	39,133.38
CCEA	CUSTODIAN-REG PT (203R)	2	19.7752	3,427.71	41,132.52
CCEA	CUSTODIAN-REG PT (203R)	3	20.7866	3,603.02	43,236.18
CCEA	ELEC FLEET SVCS TECH (338)	1	31.4221	5,446.50	65,358.02
CCEA	ELEC FLEET SVCS TECH (338)	2	33.0274	5,724.75	68,696.94
CCEA	ELEC FLEET SVCS TECH (338)	3	34.7157	6,017.40	72,208.76
CCEA	ELEC FLEET SVCS TECH (338)	4	36.4895	6,324.85	75,898.16
CCEA	ELEC FLEET SVCS TECH (338)	5	38.3550	6,648.20	79,778.40
CCEA	ELECTRICAL MAINT CREWLEADER (337)	1	39.0618	6,770.70	81,248.44
CCEA	ELECTRICAL MAINT CREWLEADER (337)	2	41.0586	7,116.83	85,401.94
CCEA	ELECTRICAL MAINT CREWLEADER (337)	3	43.1562	7,480.42	89,765.00
CCEA	ELECTRICAL MAINT CREWLEADER (337)	4	45.3616	7,862.68	94,352.18
CCEA	ELECTRICAL MAINT CREWLEADER (337)	5	47.6798	8,264.49	99,173.88
CCEA	ENGINEERING DRAWING & DOC TECH (432)	1	37.3881	6,480.61	77,767.30
CCEA	ENGINEERING DRAWING & DOC TECH (432)	2	39.2987	6,811.78	81,741.40
CCEA	ENGINEERING DRAWING & DOC TECH (432)	3	41.3067	7,159.84	85,918.04
CCEA	ENGINEERING DRAWING & DOC TECH (432)	4	43.4173	7,525.66	90,307.88
CCEA	ENGINEERING DRAWING & DOC TECH (432)	5	45.6356	7,910.18	94,922.10
CCEA	ENGINEERING TECHNICIAN (406)	1	29.1415	5,051.19	60,614.32
CCEA	ENGINEERING TECHNICIAN (406)	2	30.6307	5,309.33	63,711.96
CCEA	ENGINEERING TECHNICIAN (406)	3	32.1962	5,580.68	66,968.20
CCEA	ENGINEERING TECHNICIAN (406)	4	33.8408	5,865.73	70,388.76
CCEA	ENGINEERING TECHNICIAN (406)	5	35.5700	6,165.47	73,985.60
CCEA	ENVIRONMENTAL COMPLIANCE INSP (451)	1	31.7174	5,497.68	65,972.14



# Culver CITY

## Salary Schedule

### Effective Date 07/01/2021

## EXHIBIT A

**Note:** For FIRE job titles, the printed hourly rates are for 40-hour employees. To determine the hourly rates for 56-hour employees, divide the annual rate by 2912. (Titles with two codes in parentheses indicate they are 40-hour & 56-hour positions. The first code is for 40-hr, the second one for 56-hr.)

Group	Title	Step	Hourly Rate	Monthly Rate	Annual Rate
CCEA	ENVIRONMENTAL COMPLIANCE INSP (451)	2	33.3378	5,778.54	69,342.52
CCEA	ENVIRONMENTAL COMPLIANCE INSP (451)	3	35.0418	6,073.90	72,886.84
CCEA	ENVIRONMENTAL COMPLIANCE INSP (451)	4	36.8326	6,384.32	76,611.86
CCEA	ENVIRONMENTAL COMPLIANCE INSP (451)	5	38.7148	6,710.56	80,526.68
CCEA	FACILITIES LEADWORKER (332)	1	33.1722	5,749.86	68,998.28
CCEA	FACILITIES LEADWORKER (332)	2	34.8681	6,043.81	72,525.70
CCEA	FACILITIES LEADWORKER (332)	3	36.6497	6,352.62	76,231.48
CCEA	FACILITIES LEADWORKER (332)	4	38.5217	6,677.10	80,125.24
CCEA	FACILITIES LEADWORKER (332)	5	40.4907	7,018.40	84,220.76
CCEA	FACILITIES MAINT CREW LEADER (322)	1	30.0250	5,204.33	62,452.00
CCEA	FACILITIES MAINT CREW LEADER (322)	2	31.5598	5,470.36	65,644.28
CCEA	FACILITIES MAINT CREW LEADER (322)	3	33.1722	5,749.86	68,998.28
CCEA	FACILITIES MAINT CREW LEADER (322)	4	34.8681	6,043.81	72,525.70
CCEA	FACILITIES MAINT CREW LEADER (322)	5	36.6497	6,352.62	76,231.48
CCEA	FACILITIES MAINTENANCE WORKER (303)	1	24.2618	4,205.37	50,464.44
CCEA	FACILITIES MAINTENANCE WORKER (303)	2	25.5027	4,420.48	53,045.72
CCEA	FACILITIES MAINTENANCE WORKER (303)	3	26.8079	4,646.70	55,760.38
CCEA	FACILITIES MAINTENANCE WORKER (303)	4	28.1451	4,878.49	58,541.86
CCEA	FACILITIES MAINTENANCE WORKER (303)	5	29.5804	5,127.27	61,527.18
CCEA	FIRE PREVENTION SPECIALIST (437)	1	40.3307	6,990.66	83,887.96
CCEA	FIRE PREVENTION SPECIALIST (437)	2	42.3923	7,347.99	88,175.88
CCEA	FIRE PREVENTION SPECIALIST (437)	3	44.5580	7,723.39	92,680.64
CCEA	FIRE PREVENTION SPECIALIST (437)	4	46.8357	8,118.20	97,418.36
CCEA	FIRE PREVENTION SPECIALIST (437)	5	49.2285	8,532.94	102,395.28
CCEA	FIRE PREVENTION SPECIALIST-REG PT (437R)	1	40.3307	6,990.66	83,887.96
CCEA	FIRE PREVENTION SPECIALIST-REG PT (437R)	2	42.3923	7,347.99	88,175.88
CCEA	FIRE PREVENTION SPECIALIST-REG PT (437R)	3	44.5580	7,723.39	92,680.64
CCEA	FLEET SERVICES ASSISTANT (210)	1	21.7419	3,768.59	45,223.10
CCEA	FLEET SERVICES ASSISTANT (210)	2	22.8539	3,961.34	47,536.06
CCEA	FLEET SERVICES ASSISTANT (210)	3	24.0218	4,163.77	49,965.24
CCEA	FLEET SERVICES ASSISTANT (210)	4	25.2503	4,376.71	52,520.52
CCEA	FLEET SERVICES ASSISTANT (210)	5	26.5428	4,600.74	55,208.92
CCEA	FLEET SERVICES ASSISTANT-REG PT (210R)	1	21.7419	3,768.59	45,223.10
CCEA	FLEET SERVICES ASSISTANT-REG PT (210R)	2	22.8539	3,961.34	47,536.06
CCEA	FLEET SERVICES ASSISTANT-REG PT (210R)	3	24.0218	4,163.77	49,965.24
CCEA	FLEET SERVICES SUPERVISOR (427)	1	35.7427	6,195.41	74,344.92
CCEA	FLEET SERVICES SUPERVISOR (427)	2	37.5693	6,512.00	78,144.04
CCEA	FLEET SERVICES SUPERVISOR (427)	3	39.4890	6,844.76	82,137.12
CCEA	FLEET SERVICES SUPERVISOR (427)	4	41.5070	7,194.55	86,334.56

**Culver CITY**  
**Salary Schedule**  
**Effective Date 07/01/2021**

**EXHIBIT A**

**Note:** For FIRE job titles, the printed hourly rates are for 40-hour employees. To determine the hourly rates for 56-hour employees, divide the annual rate by 2912. (Titles with two codes in parentheses indicate they are 40-hour & 56-hour positions. The first code is for 40-hr, the second one for 56-hr.)

Group	Title	Step	Hourly Rate	Monthly Rate	Annual Rate
CCEA	FLEET SERVICES SUPERVISOR (427)	5	43.6284	7,562.25	90,747.02
CCEA	FLEET SERVICES TECHNICIAN (309)	1	25.1234	4,354.72	52,256.62
CCEA	FLEET SERVICES TECHNICIAN (309)	2	26.4102	4,577.78	54,933.32
CCEA	FLEET SERVICES TECHNICIAN (309)	3	27.7359	4,807.55	57,690.62
CCEA	FLEET SERVICES TECHNICIAN (309)	4	29.1415	5,051.19	60,614.32
CCEA	FLEET SERVICES TECHNICIAN (309)	5	30.6307	5,309.33	63,711.96
CCEA	FORENSIC SPECIALIST (335)	1	35.3938	6,134.92	73,619.00
CCEA	FORENSIC SPECIALIST (335)	2	37.2018	6,448.30	77,379.64
CCEA	FORENSIC SPECIALIST (335)	3	39.1033	6,777.90	81,334.76
CCEA	FORENSIC SPECIALIST (335)	4	41.1011	7,124.20	85,490.34
CCEA	FORENSIC SPECIALIST (335)	5	43.2015	7,488.26	89,859.12
CCEA	GIS ANALYST (438)	1	41.3067	7,159.84	85,918.04
CCEA	GIS ANALYST (438)	2	43.4173	7,525.66	90,307.88
CCEA	GIS ANALYST (438)	3	45.6356	7,910.18	94,922.10
CCEA	GIS ANALYST (438)	4	47.9682	8,314.50	99,773.96
CCEA	GIS ANALYST (438)	5	50.4193	8,739.34	104,872.04
CCEA	GIS TECHNICIAN (424)	1	34.3516	5,954.28	71,451.38
CCEA	GIS TECHNICIAN (424)	2	36.1069	6,258.53	75,102.30
CCEA	GIS TECHNICIAN (424)	3	37.9514	6,578.24	78,938.86
CCEA	GIS TECHNICIAN (424)	4	39.8907	6,914.40	82,972.76
CCEA	GIS TECHNICIAN (424)	5	41.9295	7,267.78	87,213.36
CCEA	GRAPHIC SERVICES ASSISTANT (209)	1	21.6322	3,749.59	44,995.08
CCEA	GRAPHIC SERVICES ASSISTANT (209)	2	22.7395	3,941.51	47,298.16
CCEA	GRAPHIC SERVICES ASSISTANT (209)	3	23.9019	4,142.99	49,715.90
CCEA	GRAPHIC SERVICES ASSISTANT (209)	4	25.1234	4,354.72	52,256.62
CCEA	GRAPHIC SERVICES ASSISTANT (209)	5	26.4102	4,577.78	54,933.32
CCEA	GRAPHIC SERVICES SUPERVISOR (413)	1	30.7836	5,335.83	64,029.94
CCEA	GRAPHIC SERVICES SUPERVISOR (413)	2	32.3563	5,608.42	67,301.00
CCEA	GRAPHIC SERVICES SUPERVISOR (413)	3	34.0098	5,895.02	70,740.28
CCEA	GRAPHIC SERVICES SUPERVISOR (413)	4	35.7480	6,196.32	74,355.84
CCEA	GRAPHIC SERVICES SUPERVISOR (413)	5	37.5742	6,512.87	78,154.44
CCEA	HEAVY EQUIPMENT OPERATOR (313)	1	26.5428	4,600.74	55,208.92
CCEA	HEAVY EQUIPMENT OPERATOR (313)	2	27.8718	4,831.10	57,973.24
CCEA	HEAVY EQUIPMENT OPERATOR (313)	3	29.2866	5,076.35	60,916.18
CCEA	HEAVY EQUIPMENT OPERATOR (313)	4	30.7836	5,335.83	64,029.94
CCEA	HEAVY EQUIPMENT OPERATOR (313)	5	32.3563	5,608.42	67,301.00
CCEA	HEAVY EQUIPMENT OPERATOR-REG PT (313R)	1	26.5428	4,600.74	55,208.92
CCEA	HEAVY EQUIPMENT OPERATOR-REG PT (313R)	2	27.8718	4,831.10	57,973.24
CCEA	HEAVY EQUIPMENT OPERATOR-REG PT (313R)	3	29.2866	5,076.35	60,916.18

**Culver CITY**  
**Salary Schedule**  
**Effective Date 07/01/2021**

**EXHIBIT A**

**Note:** For FIRE job titles, the printed hourly rates are for 40-hour employees. To determine the hourly rates for 56-hour employees, divide the annual rate by 2912. (Titles with two codes in parentheses indicate they are 40-hour & 56-hour positions. The first code is for 40-hr, the second one for 56-hr.)

Group	Title	Step	Hourly Rate	Monthly Rate	Annual Rate
CCEA	HEAVY TRUCK DRIVER (312)	1	25.5027	4,420.48	53,045.72
CCEA	HEAVY TRUCK DRIVER (312)	2	26.8079	4,646.70	55,760.38
CCEA	HEAVY TRUCK DRIVER (312)	3	28.1451	4,878.49	58,541.86
CCEA	HEAVY TRUCK DRIVER (312)	4	29.5804	5,127.27	61,527.18
CCEA	HEAVY TRUCK DRIVER (312)	5	31.0922	5,389.32	64,671.88
CCEA	HEAVY TRUCK DRIVER-REG PT (312R)	1	25.5027	4,420.48	53,045.72
CCEA	HEAVY TRUCK DRIVER-REG PT (312R)	2	26.8079	4,646.70	55,760.38
CCEA	HEAVY TRUCK DRIVER-REG PT (312R)	3	28.1451	4,878.49	58,541.86
CCEA	HOUSING ASSISTANT (409)	1	29.2866	5,076.35	60,916.18
CCEA	HOUSING ASSISTANT (409)	2	30.7836	5,335.83	64,029.94
CCEA	HOUSING ASSISTANT (409)	3	32.3563	5,608.42	67,301.00
CCEA	HOUSING ASSISTANT (409)	4	34.0098	5,895.02	70,740.28
CCEA	HOUSING ASSISTANT (409)	5	35.7480	6,196.32	74,355.84
CCEA	HOUSING SPECIALIST (426)	1	34.8681	6,043.81	72,525.70
CCEA	HOUSING SPECIALIST (426)	2	36.6497	6,352.62	76,231.48
CCEA	HOUSING SPECIALIST (426)	3	38.5217	6,677.10	80,125.24
CCEA	HOUSING SPECIALIST (426)	4	40.4907	7,018.40	84,220.76
CCEA	HOUSING SPECIALIST (426)	5	42.5602	7,377.11	88,525.32
CCEA	HUMAN RESOURCES ASSOCIATE (410)	1	33.0274	5,724.75	68,696.94
CCEA	HUMAN RESOURCES ASSOCIATE (410)	2	34.7157	6,017.40	72,208.76
CCEA	HUMAN RESOURCES ASSOCIATE (410)	3	36.4895	6,324.85	75,898.16
CCEA	HUMAN RESOURCES ASSOCIATE (410)	4	38.3550	6,648.20	79,778.40
CCEA	HUMAN RESOURCES ASSOCIATE (410)	5	40.3147	6,987.89	83,854.68
CCEA	HUMAN RESOURCES TECHNICIAN (411)	1	30.0250	5,204.33	62,452.00
CCEA	HUMAN RESOURCES TECHNICIAN (411)	2	31.5598	5,470.36	65,644.28
CCEA	HUMAN RESOURCES TECHNICIAN (411)	3	33.1722	5,749.86	68,998.28
CCEA	HUMAN RESOURCES TECHNICIAN (411)	4	34.8681	6,043.81	72,525.70
CCEA	HUMAN RESOURCES TECHNICIAN (411)	5	36.6497	6,352.62	76,231.48
CCEA	HVAC MAINTENANCE WORKER (326)	1	31.0922	5,389.32	64,671.88
CCEA	HVAC MAINTENANCE WORKER (326)	2	32.6808	5,664.66	67,975.96
CCEA	HVAC MAINTENANCE WORKER (326)	3	34.3516	5,954.28	71,451.38
CCEA	HVAC MAINTENANCE WORKER (326)	4	36.1069	6,258.53	75,102.30
CCEA	HVAC MAINTENANCE WORKER (326)	5	37.9514	6,578.24	78,938.86
CCEA	HVAC TECHNICIAN (339)	1	32.6468	5,658.77	67,905.24
CCEA	HVAC TECHNICIAN (339)	2	34.3084	5,946.79	71,361.42
CCEA	HVAC TECHNICIAN (339)	3	36.0691	6,251.98	75,023.78
CCEA	HVAC TECHNICIAN (339)	4	37.9122	6,571.46	78,857.48
CCEA	HVAC TECHNICIAN (339)	5	39.8490	6,907.16	82,885.92
CCEA	INFORMATION SYSTEMS ANALYST (435)	1	39.2987	6,811.78	81,741.40
CCEA	INFORMATION SYSTEMS ANALYST (435)	2	41.3067	7,159.84	85,918.04
CCEA	INFORMATION SYSTEMS ANALYST (435)	3	43.4173	7,525.66	90,307.88

# Culver CITY

## Salary Schedule

### Effective Date 07/01/2021

## EXHIBIT A

**Note:** For FIRE job titles, the printed hourly rates are for 40-hour employees. To determine the hourly rates for 56-hour employees, divide the annual rate by 2912. (Titles with two codes in parentheses indicate they are 40-hour & 56-hour positions. The first code is for 40-hr, the second one for 56-hr.)

Group	Title	Step	Hourly Rate	Monthly Rate	Annual Rate
CCEA	INFORMATION SYSTEMS ANALYST (435)	4	45.6356	7,910.18	94,922.10
CCEA	INFORMATION SYSTEMS ANALYST (435)	5	47.9682	8,314.50	99,773.96
CCEA	INFORMATION TECHNOLOGY ANALYST (418)	1	31.8763	5,525.22	66,302.60
CCEA	INFORMATION TECHNOLOGY ANALYST (418)	2	33.5049	5,807.51	69,690.14
CCEA	INFORMATION TECHNOLOGY ANALYST (418)	3	35.2166	6,104.22	73,250.58
CCEA	INFORMATION TECHNOLOGY ANALYST (418)	4	37.0165	6,416.19	76,994.32
CCEA	INFORMATION TECHNOLOGY ANALYST (418)	5	38.9078	6,744.01	80,928.12
CCEA	IRRIGATION MAINTENANCE TECHNIC (304)	1	24.2618	4,205.37	50,464.44
CCEA	IRRIGATION MAINTENANCE TECHNIC (304)	2	25.5027	4,420.48	53,045.72
CCEA	IRRIGATION MAINTENANCE TECHNIC (304)	3	26.8079	4,646.70	55,760.38
CCEA	IRRIGATION MAINTENANCE TECHNIC (304)	4	28.1451	4,878.49	58,541.86
CCEA	IRRIGATION MAINTENANCE TECHNIC (304)	5	29.5804	5,127.27	61,527.18
CCEA	JAILER (218)	1	24.2618	4,205.37	50,464.44
CCEA	JAILER (218)	2	25.5027	4,420.48	53,045.72
CCEA	JAILER (218)	3	26.8079	4,646.70	55,760.38
CCEA	JAILER (218)	4	28.1451	4,878.49	58,541.86
CCEA	JAILER (218)	5	29.5804	5,127.27	61,527.18
CCEA	JAILER - Y-RATE (297)	1	30.8037	5,339.32	64,071.80
CCEA	LABORER (204)	1	20.1738	3,496.78	41,961.40
CCEA	LABORER (204)	2	21.2058	3,675.66	44,107.96
CCEA	LABORER (204)	3	22.2905	3,863.69	46,364.24
CCEA	LABORER (204)	4	23.4297	4,061.16	48,733.88
CCEA	LABORER (204)	5	24.6274	4,268.75	51,224.94
CCEA	LABORER-REG PT (204R)	1	20.1738	3,496.78	41,961.40
CCEA	LABORER-REG PT (204R)	2	21.2058	3,675.66	44,107.96
CCEA	LABORER-REG PT (204R)	3	22.2905	3,863.69	46,364.24
CCEA	LEGAL SECRETARY (412)	1	30.6307	5,309.33	63,711.96
CCEA	LEGAL SECRETARY (412)	2	32.1962	5,580.68	66,968.20
CCEA	LEGAL SECRETARY (412)	3	33.8408	5,865.73	70,388.76
CCEA	LEGAL SECRETARY (412)	4	35.5700	6,165.47	73,985.60
CCEA	LEGAL SECRETARY (412)	5	37.3881	6,480.61	77,767.30
CCEA	MAINTENANCE CARPENTER (319)	1	28.1451	4,878.49	58,541.86
CCEA	MAINTENANCE CARPENTER (319)	2	29.5804	5,127.27	61,527.18
CCEA	MAINTENANCE CARPENTER (319)	3	31.0922	5,389.32	64,671.88
CCEA	MAINTENANCE CARPENTER (319)	4	32.6808	5,664.66	67,975.96
CCEA	MAINTENANCE CARPENTER (319)	5	34.3516	5,954.28	71,451.38
CCEA	MAINTENANCE ELECTRICIAN (328)	1	31.5598	5,470.36	65,644.28
CCEA	MAINTENANCE ELECTRICIAN (328)	2	33.1722	5,749.86	68,998.28
CCEA	MAINTENANCE ELECTRICIAN (328)	3	34.8681	6,043.81	72,525.70
CCEA	MAINTENANCE ELECTRICIAN (328)	4	36.6497	6,352.62	76,231.48

# Culver CITY

## Salary Schedule

### Effective Date 07/01/2021

## EXHIBIT A

**Note:** For FIRE job titles, the printed hourly rates are for 40-hour employees. To determine the hourly rates for 56-hour employees, divide the annual rate by 2912. (Titles with two codes in parentheses indicate they are 40-hour & 56-hour positions. The first code is for 40-hr, the second one for 56-hr.)

Group	Title	Step	Hourly Rate	Monthly Rate	Annual Rate
CCEA	MAINTENANCE ELECTRICIAN (328)	5	38.5217	6,677.10	80,125.24
CCEA	MAINTENANCE PAINTER (317)	1	28.0080	4,854.72	58,256.64
CCEA	MAINTENANCE PAINTER (317)	2	29.4330	5,101.72	61,220.64
CCEA	MAINTENANCE PAINTER (317)	3	30.9380	5,362.59	64,351.04
CCEA	MAINTENANCE PAINTER (317)	4	32.5185	5,636.54	67,638.48
CCEA	MAINTENANCE PAINTER (317)	5	34.1801	5,924.56	71,094.66
CCEA	MAINTENANCE PLUMBER (329)	1	31.5598	5,470.36	65,644.28
CCEA	MAINTENANCE PLUMBER (329)	2	33.1722	5,749.86	68,998.28
CCEA	MAINTENANCE PLUMBER (329)	3	34.8681	6,043.81	72,525.70
CCEA	MAINTENANCE PLUMBER (329)	4	36.6497	6,352.62	76,231.48
CCEA	MAINTENANCE PLUMBER (329)	5	38.5217	6,677.10	80,125.24
CCEA	MAINTENANCE WORKER I (206)	1	21.0996	3,657.27	43,887.22
CCEA	MAINTENANCE WORKER I (206)	2	22.1796	3,844.47	46,133.62
CCEA	MAINTENANCE WORKER I (206)	3	23.3121	4,040.77	48,489.22
CCEA	MAINTENANCE WORKER I (206)	4	24.5041	4,247.38	50,968.58
CCEA	MAINTENANCE WORKER I (206)	5	25.7588	4,464.85	53,578.20
CCEA	MAINTENANCE WORKER I-REG PT (206R)	1	21.0996	3,657.27	43,887.22
CCEA	MAINTENANCE WORKER I-REG PT (206R)	2	22.1796	3,844.47	46,133.62
CCEA	MAINTENANCE WORKER I-REG PT (206R)	3	23.3121	4,040.77	48,489.22
CCEA	MAINTENANCE WORKER II (213)	1	22.4025	3,883.10	46,597.20
CCEA	MAINTENANCE WORKER II (213)	2	23.5463	4,081.35	48,976.20
CCEA	MAINTENANCE WORKER II (213)	3	24.7510	4,290.17	51,482.08
CCEA	MAINTENANCE WORKER II (213)	4	26.0181	4,509.81	54,117.70
CCEA	MAINTENANCE WORKER II (213)	5	27.3324	4,737.61	56,851.34
CCEA	MAINTENANCE WORKER II-REG PT (213R)	1	22.4025	3,883.10	46,597.20
CCEA	MAINTENANCE WORKER II-REG PT (213R)	2	23.5463	4,081.35	48,976.20
CCEA	MAINTENANCE WORKER II-REG PT (213R)	3	24.7510	4,290.17	51,482.08
CCEA	NETWORK ADMINISTRATOR (440)	1	43.2015	7,488.26	89,859.12
CCEA	NETWORK ADMINISTRATOR (440)	2	45.4093	7,870.94	94,451.24
CCEA	NETWORK ADMINISTRATOR (440)	3	47.7291	8,273.05	99,276.58
CCEA	NETWORK ADMINISTRATOR (440)	4	50.1681	8,695.81	104,349.70
CCEA	NETWORK ADMINISTRATOR (440)	5	52.7325	9,140.30	109,683.60
CCEA	OCCUPANCY SPECIALIST (232)	1	21.5258	3,731.13	44,773.56
CCEA	OCCUPANCY SPECIALIST (232)	2	22.6265	3,921.93	47,063.12
CCEA	OCCUPANCY SPECIALIST (232)	3	23.7828	4,122.34	49,468.12
CCEA	OCCUPANCY SPECIALIST (232)	4	24.9990	4,333.16	51,997.92
CCEA	OCCUPANCY SPECIALIST (232)	5	26.2788	4,554.98	54,659.80
CCEA	OFFICE AUTOMATION SPECIALIST (229)	1	29.1415	5,051.19	60,614.32
CCEA	OFFICE AUTOMATION SPECIALIST (229)	2	30.6307	5,309.33	63,711.96
CCEA	OFFICE AUTOMATION SPECIALIST (229)	3	32.1962	5,580.68	66,968.20

# Culver CITY

## Salary Schedule

### Effective Date 07/01/2021

## EXHIBIT A

**Note:** For FIRE job titles, the printed hourly rates are for 40-hour employees. To determine the hourly rates for 56-hour employees, divide the annual rate by 2912. (Titles with two codes in parentheses indicate they are 40-hour & 56-hour positions. The first code is for 40-hr, the second one for 56-hr.)

Group	Title	Step	Hourly Rate	Monthly Rate	Annual Rate
CCEA	OFFICE AUTOMATION SPECIALIST (229)	4	33.8408	5,865.73	70,388.76
CCEA	OFFICE AUTOMATION SPECIALIST (229)	5	35.5700	6,165.47	73,985.60
CCEA	PARK MAINTENANCE CREWLEADER (315)	1	27.3324	4,737.61	56,851.34
CCEA	PARK MAINTENANCE CREWLEADER (315)	2	28.7084	4,976.12	59,713.42
CCEA	PARK MAINTENANCE CREWLEADER (315)	3	30.1757	5,230.46	62,765.56
CCEA	PARK MAINTENANCE CREWLEADER (315)	4	31.7174	5,497.68	65,972.14
CCEA	PARK MAINTENANCE CREWLEADER (315)	5	33.3378	5,778.54	69,342.52
CCEA	PARK PATROL OFFICER (220)	1	24.9990	4,333.16	51,997.92
CCEA	PARK PATROL OFFICER (220)	2	26.2788	4,554.98	54,659.80
CCEA	PARK PATROL OFFICER (220)	3	27.5998	4,783.96	57,407.48
CCEA	PARK PATROL OFFICER (220)	4	28.9965	5,026.06	60,312.72
CCEA	PARK PATROL OFFICER (220)	5	30.4788	5,282.98	63,395.80
CCEA	PARKING ENFORCEMENT OFFICER (214)	1	22.9670	3,980.95	47,771.36
CCEA	PARKING ENFORCEMENT OFFICER (214)	2	24.1419	4,184.59	50,215.10
CCEA	PARKING ENFORCEMENT OFFICER (214)	3	25.3759	4,398.49	52,781.82
CCEA	PARKING ENFORCEMENT OFFICER (214)	4	26.6754	4,623.73	55,484.78
CCEA	PARKING ENFORCEMENT OFFICER (214)	5	28.0080	4,854.72	58,256.64
CCEA	PARKING METER TECHNICIAN (310)	1	26.3796	4,572.47	54,869.62
CCEA	PARKING METER TECHNICIAN (310)	2	27.7308	4,806.66	57,679.96
CCEA	PARKING METER TECHNICIAN (310)	3	29.1227	5,047.94	60,575.32
CCEA	PARKING METER TECHNICIAN (310)	4	30.5985	5,303.74	63,644.88
CCEA	PARKING METER TECHNICIAN (310)	5	32.1621	5,574.77	66,897.22
CCEA	PARKING SUPERVISOR (446)	1	31.5598	5,470.36	65,644.28
CCEA	PARKING SUPERVISOR (446)	2	33.1722	5,749.86	68,998.28
CCEA	PARKING SUPERVISOR (446)	3	34.8681	6,043.81	72,525.70
CCEA	PARKING SUPERVISOR (446)	4	36.6497	6,352.62	76,231.48
CCEA	PARKING SUPERVISOR (446)	5	38.5217	6,677.10	80,125.24
CCEA	PAYROLL TECHNICIAN (423)	1	33.0274	5,724.75	68,696.94
CCEA	PAYROLL TECHNICIAN (423)	2	34.7157	6,017.40	72,208.76
CCEA	PAYROLL TECHNICIAN (423)	3	36.4895	6,324.85	75,898.16
CCEA	PAYROLL TECHNICIAN (423)	4	38.3550	6,648.20	79,778.40
CCEA	PAYROLL TECHNICIAN (423)	5	40.3147	6,987.89	83,854.68
CCEA	PERMIT TECHNICIAN (215)	1	23.5463	4,081.35	48,976.20
CCEA	PERMIT TECHNICIAN (215)	2	24.7510	4,290.17	51,482.08
CCEA	PERMIT TECHNICIAN (215)	3	26.0181	4,509.81	54,117.70
CCEA	PERMIT TECHNICIAN (215)	4	27.3324	4,737.61	56,851.34
CCEA	PERMIT TECHNICIAN (215)	5	28.7084	4,976.12	59,713.42
CCEA	PERMIT TECHNICIAN II (230)	1	27.0782	4,693.56	56,322.76
CCEA	PERMIT TECHNICIAN II (230)	2	28.4636	4,933.70	59,204.34
CCEA	PERMIT TECHNICIAN II (230)	3	29.9209	5,186.29	62,235.42
CCEA	PERMIT TECHNICIAN II (230)	4	31.4322	5,448.26	65,379.08

# Culver CITY

## Salary Schedule

### Effective Date 07/01/2021

## EXHIBIT A

**Note:** For FIRE job titles, the printed hourly rates are for 40-hour employees. To determine the hourly rates for 56-hour employees, divide the annual rate by 2912. (Titles with two codes in parentheses indicate they are 40-hour & 56-hour positions. The first code is for 40-hr, the second one for 56-hr.)

Group	Title	Step	Hourly Rate	Monthly Rate	Annual Rate
CCEA	PERMIT TECHNICIAN II (230)	5	33.0146	5,722.54	68,670.42
CCEA	PERMIT TECHNICIAN-REG PT (215R)	1	23.5463	4,081.35	48,976.20
CCEA	PERMIT TECHNICIAN-REG PT (215R)	2	24.7510	4,290.17	51,482.08
CCEA	PERMIT TECHNICIAN-REG PT (215R)	3	26.0181	4,509.81	54,117.70
CCEA	PLAN CHECK ENGINEER (436)	1	40.4656	7,014.04	84,168.50
CCEA	PLAN CHECK ENGINEER (436)	2	42.5329	7,372.37	88,468.38
CCEA	PLAN CHECK ENGINEER (436)	3	44.7065	7,749.13	92,989.52
CCEA	PLAN CHECK ENGINEER (436)	4	46.9910	8,145.11	97,741.28
CCEA	PLAN CHECK ENGINEER (436)	5	49.3931	8,561.48	102,737.70
CCEA	PLANNING TECHNICIAN (400)	1	24.9990	4,333.16	51,997.92
CCEA	PLANNING TECHNICIAN (400)	2	26.2788	4,554.98	54,659.80
CCEA	PLANNING TECHNICIAN (400)	3	27.5998	4,783.96	57,407.48
CCEA	PLANNING TECHNICIAN (400)	4	28.9965	5,026.06	60,312.72
CCEA	PLANNING TECHNICIAN (400)	5	30.4788	5,282.98	63,395.80
CCEA	PLANNING TECHNICIAN II (449)	1	31.5598	5,470.36	65,644.28
CCEA	PLANNING TECHNICIAN II (449)	2	33.1722	5,749.86	68,998.28
CCEA	PLANNING TECHNICIAN II (449)	3	34.8681	6,043.81	72,525.70
CCEA	PLANNING TECHNICIAN II (449)	4	36.6497	6,352.62	76,231.48
CCEA	PLANNING TECHNICIAN II (449)	5	38.5217	6,677.10	80,125.24
CCEA	POLICE RCRDS/PROPERTY SPRVSR (447)	1	31.5598	5,470.36	65,644.28
CCEA	POLICE RCRDS/PROPERTY SPRVSR (447)	2	33.1722	5,749.86	68,998.28
CCEA	POLICE RCRDS/PROPERTY SPRVSR (447)	3	34.8681	6,043.81	72,525.70
CCEA	POLICE RCRDS/PROPERTY SPRVSR (447)	4	36.6497	6,352.62	76,231.48
CCEA	POLICE RCRDS/PROPERTY SPRVSR (447)	5	38.5217	6,677.10	80,125.24
CCEA	POLICE RECORDS TECH-Y-RATE (296)	1	30.8037	5,339.32	64,071.80
CCEA	POLICE RECORDS TECHNICIAN (208)	1	21.5258	3,731.13	44,773.56
CCEA	POLICE RECORDS TECHNICIAN (208)	2	22.6265	3,921.93	47,063.12
CCEA	POLICE RECORDS TECHNICIAN (208)	3	23.7828	4,122.34	49,468.12
CCEA	POLICE RECORDS TECHNICIAN (208)	4	24.9990	4,333.16	51,997.92
CCEA	POLICE RECORDS TECHNICIAN (208)	5	26.2788	4,554.98	54,659.80
CCEA	POOL MAINTENANCE TECHNICIAN (330)	1	31.5598	5,470.36	65,644.28
CCEA	POOL MAINTENANCE TECHNICIAN (330)	2	33.1722	5,749.86	68,998.28
CCEA	POOL MAINTENANCE TECHNICIAN (330)	3	34.8681	6,043.81	72,525.70
CCEA	POOL MAINTENANCE TECHNICIAN (330)	4	36.6497	6,352.62	76,231.48
CCEA	POOL MAINTENANCE TECHNICIAN (330)	5	38.5217	6,677.10	80,125.24
CCEA	PROPERTY INSPECTOR (443)	1	34.5231	5,984.01	71,808.10
CCEA	PROPERTY INSPECTOR (443)	2	36.2876	6,289.86	75,478.26
CCEA	PROPERTY INSPECTOR (443)	3	38.1412	6,611.15	79,333.80
CCEA	PROPERTY INSPECTOR (443)	4	40.0908	6,949.06	83,388.76
CCEA	PROPERTY INSPECTOR (443)	5	42.1388	7,304.05	87,648.60

# Culver CITY

## Salary Schedule

### Effective Date 07/01/2021

## EXHIBIT A

**Note:** For FIRE job titles, the printed hourly rates are for 40-hour employees. To determine the hourly rates for 56-hour employees, divide the annual rate by 2912. (Titles with two codes in parentheses indicate they are 40-hour & 56-hour positions. The first code is for 40-hr, the second one for 56-hr.)

Group	Title	Step	Hourly Rate	Monthly Rate	Annual Rate
CCEA	PROPERTY TECHNICIAN (221)	1	25.2503	4,376.71	52,520.52
CCEA	PROPERTY TECHNICIAN (221)	2	26.5428	4,600.74	55,208.92
CCEA	PROPERTY TECHNICIAN (221)	3	27.8718	4,831.10	57,973.24
CCEA	PROPERTY TECHNICIAN (221)	4	29.2866	5,076.35	60,916.18
CCEA	PROPERTY TECHNICIAN (221)	5	30.7836	5,335.83	64,029.94
CCEA	PUBLIC ART COORDINATOR (457)	1	31.5598	5,470.36	65,644.28
CCEA	PUBLIC ART COORDINATOR (457)	2	33.1722	5,749.86	68,998.28
CCEA	PUBLIC ART COORDINATOR (457)	3	34.8681	6,043.81	72,525.70
CCEA	PUBLIC ART COORDINATOR (457)	4	36.6497	6,352.62	76,231.48
CCEA	PUBLIC ART COORDINATOR (457)	5	38.5217	6,677.10	80,125.24
CCEA	PUBLIC WORKS INSPECTOR (417)	1	31.7174	5,497.68	65,972.14
CCEA	PUBLIC WORKS INSPECTOR (417)	2	33.3378	5,778.54	69,342.52
CCEA	PUBLIC WORKS INSPECTOR (417)	3	35.0418	6,073.90	72,886.84
CCEA	PUBLIC WORKS INSPECTOR (417)	4	36.8326	6,384.32	76,611.86
CCEA	PUBLIC WORKS INSPECTOR (417)	5	38.7148	6,710.56	80,526.68
CCEA	REC & COMMUNITY SVCS COORDINAT (454)	1	29.2866	5,076.35	60,916.18
CCEA	REC & COMMUNITY SVCS COORDINAT (454)	2	30.7836	5,335.83	64,029.94
CCEA	REC & COMMUNITY SVCS COORDINAT (454)	3	32.3563	5,608.42	67,301.00
CCEA	REC & COMMUNITY SVCS COORDINAT (454)	4	34.0098	5,895.02	70,740.28
CCEA	REC & COMMUNITY SVCS COORDINAT (454)	5	35.7480	6,196.32	74,355.84
CCEA	REC & COMMUNITY SVCS COORDINAT-REG PT (454R)	1	29.2866	5,076.35	60,916.18
CCEA	REC & COMMUNITY SVCS COORDINAT-REG PT (454R)	2	30.7836	5,335.83	64,029.94
CCEA	REC & COMMUNITY SVCS COORDINAT-REG PT (454R)	3	32.3563	5,608.42	67,301.00
CCEA	RECORDS MGMT COORDINATOR (450)	1	30.0250	5,204.33	62,452.00
CCEA	RECORDS MGMT COORDINATOR (450)	2	31.5598	5,470.36	65,644.28
CCEA	RECORDS MGMT COORDINATOR (450)	3	33.1722	5,749.86	68,998.28
CCEA	RECORDS MGMT COORDINATOR (450)	4	34.8681	6,043.81	72,525.70
CCEA	RECORDS MGMT COORDINATOR (450)	5	36.6497	6,352.62	76,231.48
CCEA	RECREATION COORDINATOR (227)	1	28.5654	4,951.33	59,415.98
CCEA	RECREATION COORDINATOR (227)	2	30.0250	5,204.33	62,452.00
CCEA	RECREATION COORDINATOR (227)	3	31.5598	5,470.36	65,644.28
CCEA	RECREATION COORDINATOR (227)	4	33.1722	5,749.86	68,998.28
CCEA	RECREATION COORDINATOR (227)	5	34.8681	6,043.81	72,525.70
CCEA	RECREATION COORDINATOR-REG PT (227R)	1	28.5654	4,951.33	59,415.98
CCEA	RECREATION COORDINATOR-REG PT (227R)	2	30.0250	5,204.33	62,452.00
CCEA	RECREATION COORDINATOR-REG PT (227R)	3	31.5598	5,470.36	65,644.28
CCEA	SAFETY OFFICER (444)	1	34.6944	6,013.69	72,164.30
CCEA	SAFETY OFFICER (444)	2	36.4669	6,320.93	75,851.10
CCEA	SAFETY OFFICER (444)	3	38.3307	6,644.00	79,727.96



# Culver CITY

## Salary Schedule

### Effective Date 07/01/2021

## EXHIBIT A

**Note:** For FIRE job titles, the printed hourly rates are for 40-hour employees. To determine the hourly rates for 56-hour employees, divide the annual rate by 2912. (Titles with two codes in parentheses indicate they are 40-hour & 56-hour positions. The first code is for 40-hr, the second one for 56-hr.)

Group	Title	Step	Hourly Rate	Monthly Rate	Annual Rate
CCEA	SAFETY OFFICER (444)	4	40.2896	6,983.54	83,802.42
CCEA	SAFETY OFFICER (444)	5	42.3478	7,340.28	88,083.32
CCEA	SAFETY SERVICES COMM OPER (225)	1	27.1987	4,714.45	56,573.40
CCEA	SAFETY SERVICES COMM OPER (225)	2	28.5654	4,951.33	59,415.98
CCEA	SAFETY SERVICES COMM OPER (225)	3	30.0250	5,204.33	62,452.00
CCEA	SAFETY SERVICES COMM OPER (225)	4	31.5598	5,470.36	65,644.28
CCEA	SAFETY SERVICES COMM OPER (225)	5	33.1722	5,749.86	68,998.28
CCEA	SANITATION COLLECTOR (301)	1	21.7419	3,768.59	45,223.10
CCEA	SANITATION COLLECTOR (301)	2	22.8539	3,961.34	47,536.06
CCEA	SANITATION COLLECTOR (301)	3	24.0218	4,163.77	49,965.24
CCEA	SANITATION COLLECTOR (301)	4	25.2503	4,376.71	52,520.52
CCEA	SANITATION COLLECTOR (301)	5	26.5428	4,600.74	55,208.92
CCEA	SANITATION DISPATCH (226)	1	27.8718	4,831.10	57,973.24
CCEA	SANITATION DISPATCH (226)	2	29.2866	5,076.35	60,916.18
CCEA	SANITATION DISPATCH (226)	3	30.7836	5,335.83	64,029.94
CCEA	SANITATION DISPATCH (226)	4	32.3563	5,608.42	67,301.00
CCEA	SANITATION DISPATCH (226)	5	34.0098	5,895.02	70,740.28
CCEA	SANITATION DISPATCH-REG PT (226R)	1	27.8718	4,831.10	57,973.24
CCEA	SANITATION DISPATCH-REG PT (226R)	2	29.2866	5,076.35	60,916.18
CCEA	SANITATION DISPATCH-REG PT (226R)	3	30.7836	5,335.83	64,029.94
CCEA	SANITATION DRIVER (306)	1	24.6274	4,268.75	51,224.94
CCEA	SANITATION DRIVER (306)	2	25.8880	4,487.25	53,847.04
CCEA	SANITATION DRIVER (306)	3	27.1987	4,714.45	56,573.40
CCEA	SANITATION DRIVER (306)	4	28.5654	4,951.33	59,415.98
CCEA	SANITATION DRIVER (306)	5	30.0250	5,204.33	62,452.00
CCEA	SANITATION DRIVER-REG PT (306R)	1	24.6274	4,268.75	51,224.94
CCEA	SANITATION DRIVER-REG PT (306R)	2	25.8880	4,487.25	53,847.04
CCEA	SANITATION DRIVER-REG PT (306R)	3	27.1987	4,714.45	56,573.40
CCEA	SANITATION ROLL-OFF DRIVER (311)	1	25.1234	4,354.72	52,256.62
CCEA	SANITATION ROLL-OFF DRIVER (311)	2	26.4102	4,577.78	54,933.32
CCEA	SANITATION ROLL-OFF DRIVER (311)	3	27.7359	4,807.55	57,690.62
CCEA	SANITATION ROLL-OFF DRIVER (311)	4	29.1415	5,051.19	60,614.32
CCEA	SANITATION ROLL-OFF DRIVER (311)	5	30.6307	5,309.33	63,711.96
CCEA	SCOUT VEHICLE OPERATOR (212)	1	22.1796	3,844.47	46,133.62
CCEA	SCOUT VEHICLE OPERATOR (212)	2	23.3121	4,040.77	48,489.22
CCEA	SCOUT VEHICLE OPERATOR (212)	3	24.5041	4,247.38	50,968.58
CCEA	SCOUT VEHICLE OPERATOR (212)	4	25.7588	4,464.85	53,578.20
CCEA	SCOUT VEHICLE OPERATOR (212)	5	27.0663	4,691.48	56,297.80
CCEA	SCOUT VEHICLE OPERATOR-REG PT (212R)	1	22.1796	3,844.47	46,133.62
CCEA	SCOUT VEHICLE OPERATOR-REG PT (212R)	2	23.3121	4,040.77	48,489.22

**Culver CITY**  
**Salary Schedule**  
**Effective Date 07/01/2021**

**EXHIBIT A**

**Note:** For FIRE job titles, the printed hourly rates are for 40-hour employees. To determine the hourly rates for 56-hour employees, divide the annual rate by 2912. (Titles with two codes in parentheses indicate they are 40-hour & 56-hour positions. The first code is for 40-hr, the second one for 56-hr.)

Group	Title	Step	Hourly Rate	Monthly Rate	Annual Rate
CCEA	SCOUT VEHICLE OPERATOR-REG PT (212R)	3	24.5041	4,247.38	50,968.58
CCEA	SECRETARY (216)	1	23.5463	4,081.35	48,976.20
CCEA	SECRETARY (216)	2	24.7510	4,290.17	51,482.08
CCEA	SECRETARY (216)	3	26.0181	4,509.81	54,117.70
CCEA	SECRETARY (216)	4	27.3324	4,737.61	56,851.34
CCEA	SECRETARY (216)	5	28.7084	4,976.12	59,713.42
CCEA	SECRETARY Y-RATE (295)	1	31.2810	5,422.04	65,064.48
CCEA	SERVICE DESK TECHNICIAN (403)	1	27.7359	4,807.55	57,690.62
CCEA	SERVICE DESK TECHNICIAN (403)	2	29.1415	5,051.19	60,614.32
CCEA	SERVICE DESK TECHNICIAN (403)	3	30.6307	5,309.33	63,711.96
CCEA	SERVICE DESK TECHNICIAN (403)	4	32.1962	5,580.68	66,968.20
CCEA	SERVICE DESK TECHNICIAN (403)	5	33.8408	5,865.73	70,388.76
CCEA	SEWER LIFT STATION ELECTRO MEC (318)	1	28.0080	4,854.72	58,256.64
CCEA	SEWER LIFT STATION ELECTRO MEC (318)	2	29.4330	5,101.72	61,220.64
CCEA	SEWER LIFT STATION ELECTRO MEC (318)	3	30.9380	5,362.59	64,351.04
CCEA	SEWER LIFT STATION ELECTRO MEC (318)	4	32.5185	5,636.54	67,638.48
CCEA	SEWER LIFT STATION ELECTRO MEC (318)	5	34.1801	5,924.56	71,094.66
CCEA	SOLID WASTE & RECYC CRW SPVR (405)	1	32.9298	5,707.82	68,493.88
CCEA	SOLID WASTE & RECYC CRW SPVR (405)	2	34.6091	5,998.92	71,986.98
CCEA	SOLID WASTE & RECYC CRW SPVR (405)	3	36.3780	6,305.52	75,666.24
CCEA	SOLID WASTE & RECYC CRW SPVR (405)	4	38.2366	6,627.68	79,532.18
CCEA	SOLID WASTE & RECYC CRW SPVR (405)	5	40.1913	6,966.48	83,597.80
CCEA	SR & SOCIAL SERVICES SPEC (408)	1	29.2866	5,076.35	60,916.18
CCEA	SR & SOCIAL SERVICES SPEC (408)	2	30.7836	5,335.83	64,029.94
CCEA	SR & SOCIAL SERVICES SPEC (408)	3	32.3563	5,608.42	67,301.00
CCEA	SR & SOCIAL SERVICES SPEC (408)	4	34.0098	5,895.02	70,740.28
CCEA	SR & SOCIAL SERVICES SPEC (408)	5	35.7480	6,196.32	74,355.84
CCEA	SR ACCOUNT CLERK (217)	1	23.7828	4,122.34	49,468.12
CCEA	SR ACCOUNT CLERK (217)	2	24.9990	4,333.16	51,997.92
CCEA	SR ACCOUNT CLERK (217)	3	26.2788	4,554.98	54,659.80
CCEA	SR ACCOUNT CLERK (217)	4	27.5998	4,783.96	57,407.48
CCEA	SR ACCOUNT CLERK (217)	5	28.9965	5,026.06	60,312.72
CCEA	SR COMP PROGRAMMER ANALYST (442)	1	45.6356	7,910.18	94,922.10
CCEA	SR COMP PROGRAMMER ANALYST (442)	2	47.9682	8,314.50	99,773.96
CCEA	SR COMP PROGRAMMER ANALYST (442)	3	50.4193	8,739.34	104,872.04
CCEA	SR COMP PROGRAMMER ANALYST (442)	4	52.9953	9,185.84	110,230.12
CCEA	SR COMP PROGRAMMER ANALYST (442)	5	55.7038	9,655.32	115,863.80
CCEA	SR ENGINEERING TECHNICIAN (416)	1	31.7174	5,497.68	65,972.14
CCEA	SR ENGINEERING TECHNICIAN (416)	2	33.3378	5,778.54	69,342.52
CCEA	SR ENGINEERING TECHNICIAN (416)	3	35.0418	6,073.90	72,886.84

**Culver CITY**  
**Salary Schedule**  
**Effective Date 07/01/2021**

**EXHIBIT A**

**Note:** For FIRE job titles, the printed hourly rates are for 40-hour employees. To determine the hourly rates for 56-hour employees, divide the annual rate by 2912. (Titles with two codes in parentheses indicate they are 40-hour & 56-hour positions. The first code is for 40-hr, the second one for 56-hr.)

Group	Title	Step	Hourly Rate	Monthly Rate	Annual Rate
CCEA	SR ENGINEERING TECHNICIAN (416)	4	36.8326	6,384.32	76,611.86
CCEA	SR ENGINEERING TECHNICIAN (416)	5	38.7148	6,710.56	80,526.68
CCEA	SR FLEET SERVICES TECHNICIAN (321)	1	28.5654	4,951.33	59,415.98
CCEA	SR FLEET SERVICES TECHNICIAN (321)	2	30.0250	5,204.33	62,452.00
CCEA	SR FLEET SERVICES TECHNICIAN (321)	3	31.5598	5,470.36	65,644.28
CCEA	SR FLEET SERVICES TECHNICIAN (321)	4	33.1722	5,749.86	68,998.28
CCEA	SR FLEET SERVICES TECHNICIAN (321)	5	34.8681	6,043.81	72,525.70
CCEA	SR FORENSIC SPECIALIST (448)	1	38.9329	6,748.37	80,980.38
CCEA	SR FORENSIC SPECIALIST (448)	2	40.9220	7,093.15	85,117.76
CCEA	SR FORENSIC SPECIALIST (448)	3	43.0136	7,455.70	89,468.34
CCEA	SR FORENSIC SPECIALIST (448)	4	45.2111	7,836.60	94,039.14
CCEA	SR FORENSIC SPECIALIST (448)	5	47.5217	8,237.10	98,845.24
CCEA	SR JAILER (404)	1	28.1451	4,878.49	58,541.86
CCEA	SR JAILER (404)	2	29.5804	5,127.27	61,527.18
CCEA	SR JAILER (404)	3	31.0922	5,389.32	64,671.88
CCEA	SR JAILER (404)	4	32.6808	5,664.66	67,975.96
CCEA	SR JAILER (404)	5	34.3516	5,954.28	71,451.38
CCEA	SR PUBLIC WORKS INSPECTOR (445)	1	35.7480	6,196.32	74,355.84
CCEA	SR PUBLIC WORKS INSPECTOR (445)	2	37.5742	6,512.87	78,154.44
CCEA	SR PUBLIC WORKS INSPECTOR (445)	3	39.4953	6,845.84	82,150.12
CCEA	SR PUBLIC WORKS INSPECTOR (445)	4	41.5135	7,195.67	86,348.08
CCEA	SR PUBLIC WORKS INSPECTOR (445)	5	43.6346	7,563.34	90,760.02
CCEA	SR WELDER (340)	1	30.2914	5,250.51	63,006.06
CCEA	SR WELDER (340)	2	31.8397	5,518.89	66,226.68
CCEA	SR WELDER (340)	3	33.4664	5,800.84	69,610.06
CCEA	SR WELDER (340)	4	35.3512	6,127.55	73,530.60
CCEA	SR WELDER (340)	5	36.9742	6,408.87	76,906.44
CCEA	STAFF ASST/SOLID WASTE OPS (421)	1	34.6944	6,013.69	72,164.30
CCEA	STAFF ASST/SOLID WASTE OPS (421)	2	36.4669	6,320.93	75,851.10
CCEA	STAFF ASST/SOLID WASTE OPS (421)	3	38.3307	6,644.00	79,727.96
CCEA	STAFF ASST/SOLID WASTE OPS (421)	4	40.2896	6,983.54	83,802.42
CCEA	STAFF ASST/SOLID WASTE OPS (421)	5	42.3478	7,340.28	88,083.32
CCEA	STORES SPECIALIST (211)	1	22.1785	3,844.27	46,131.28
CCEA	STORES SPECIALIST (211)	2	23.3132	4,040.96	48,491.56
CCEA	STORES SPECIALIST (211)	3	24.5044	4,247.43	50,969.10
CCEA	STORES SPECIALIST (211)	4	25.7578	4,464.68	53,576.12
CCEA	STORES SPECIALIST (211)	5	27.0761	4,693.20	56,318.34
CCEA	STREET LIGHTS TECHNICIAN (331)	1	31.5598	5,470.36	65,644.28
CCEA	STREET LIGHTS TECHNICIAN (331)	2	33.1722	5,749.86	68,998.28
CCEA	STREET LIGHTS TECHNICIAN (331)	3	34.8681	6,043.81	72,525.70
CCEA	STREET LIGHTS TECHNICIAN (331)	4	36.6497	6,352.62	76,231.48

# Culver CITY

## Salary Schedule

### Effective Date 07/01/2021

## EXHIBIT A

**Note:** For FIRE job titles, the printed hourly rates are for 40-hour employees. To determine the hourly rates for 56-hour employees, divide the annual rate by 2912. (Titles with two codes in parentheses indicate they are 40-hour & 56-hour positions. The first code is for 40-hr, the second one for 56-hr.)

Group	Title	Step	Hourly Rate	Monthly Rate	Annual Rate
CCEA	STREET LIGHTS TECHNICIAN (331)	5	38.5217	6,677.10	80,125.24
CCEA	STREET MAINTENANCE CREW LEADER (323)	1	30.0250	5,204.33	62,452.00
CCEA	STREET MAINTENANCE CREW LEADER (323)	2	31.5598	5,470.36	65,644.28
CCEA	STREET MAINTENANCE CREW LEADER (323)	3	33.1722	5,749.86	68,998.28
CCEA	STREET MAINTENANCE CREW LEADER (323)	4	34.8681	6,043.81	72,525.70
CCEA	STREET MAINTENANCE CREW LEADER (323)	5	36.6497	6,352.62	76,231.48
CCEA	STRUCTURAL REHAB SPECIALIST (334)	1	36.2492	6,283.20	75,398.44
CCEA	STRUCTURAL REHAB SPECIALIST (334)	2	38.1020	6,604.35	79,252.16
CCEA	STRUCTURAL REHAB SPECIALIST (334)	3	40.0483	6,941.70	83,300.36
CCEA	STRUCTURAL REHAB SPECIALIST (334)	4	42.0953	7,296.51	87,558.12
CCEA	STRUCTURAL REHAB SPECIALIST (334)	5	44.2456	7,669.24	92,030.90
CCEA	SUBDRAIN CREWLEADER (324)	1	30.0250	5,204.33	62,452.00
CCEA	SUBDRAIN CREWLEADER (324)	2	31.5598	5,470.36	65,644.28
CCEA	SUBDRAIN CREWLEADER (324)	3	33.1722	5,749.86	68,998.28
CCEA	SUBDRAIN CREWLEADER (324)	4	34.8681	6,043.81	72,525.70
CCEA	SUBDRAIN CREWLEADER (324)	5	36.6497	6,352.62	76,231.48
CCEA	SUBDRAIN WORKER (302)	1	22.9670	3,980.95	47,771.36
CCEA	SUBDRAIN WORKER (302)	2	24.1419	4,184.59	50,215.10
CCEA	SUBDRAIN WORKER (302)	3	25.3759	4,398.49	52,781.82
CCEA	SUBDRAIN WORKER (302)	4	26.6754	4,623.73	55,484.78
CCEA	SUBDRAIN WORKER (302)	5	28.0080	4,854.72	58,256.64
CCEA	TELECOMMUNICATIONS ANALYST (430)	1	40.5159	7,022.75	84,273.02
CCEA	TELECOMMUNICATIONS ANALYST (430)	2	42.5863	7,381.62	88,579.40
CCEA	TELECOMMUNICATIONS ANALYST (430)	3	44.7624	7,758.81	93,105.74
CCEA	TELECOMMUNICATIONS ANALYST (430)	4	47.0503	8,155.38	97,864.52
CCEA	TELECOMMUNICATIONS ANALYST (430)	5	49.4537	8,571.98	102,863.80
CCEA	TRAFFIC PAINTER (308)	1	24.9990	4,333.16	51,997.92
CCEA	TRAFFIC PAINTER (308)	2	26.2788	4,554.98	54,659.80
CCEA	TRAFFIC PAINTER (308)	3	27.5998	4,783.96	57,407.48
CCEA	TRAFFIC PAINTER (308)	4	28.9965	5,026.06	60,312.72
CCEA	TRAFFIC PAINTER (308)	5	30.4788	5,282.98	63,395.80
CCEA	TRAFFIC PAINTING CREWLEADER (325)	1	30.4788	5,282.98	63,395.80
CCEA	TRAFFIC PAINTING CREWLEADER (325)	2	32.0351	5,552.76	66,633.06
CCEA	TRAFFIC PAINTING CREWLEADER (325)	3	33.6728	5,836.61	70,039.32
CCEA	TRAFFIC PAINTING CREWLEADER (325)	4	35.3938	6,134.92	73,619.00
CCEA	TRAFFIC PAINTING CREWLEADER (325)	5	37.2018	6,448.30	77,379.64
CCEA	TRAFFIC SIGNAL TECHNICIAN (336)	1	37.2018	6,448.30	77,379.64
CCEA	TRAFFIC SIGNAL TECHNICIAN (336)	2	39.1033	6,777.90	81,334.76
CCEA	TRAFFIC SIGNAL TECHNICIAN (336)	3	41.1011	7,124.20	85,490.34
CCEA	TRAFFIC SIGNAL TECHNICIAN (336)	4	43.2015	7,488.26	89,859.12
CCEA	TRAFFIC SIGNAL TECHNICIAN (336)	5	45.4093	7,870.94	94,451.24

**Culver CITY**  
**Salary Schedule**  
**Effective Date 07/01/2021**

**EXHIBIT A**

**Note:** For FIRE job titles, the printed hourly rates are for 40-hour employees. To determine the hourly rates for 56-hour employees, divide the annual rate by 2912. (Titles with two codes in parentheses indicate they are 40-hour & 56-hour positions. The first code is for 40-hr, the second one for 56-hr.)

Group	Title	Step	Hourly Rate	Monthly Rate	Annual Rate
CCEA	TRAINING & SAFETY INSTRUCTOR (414)	1	34.0098	5,895.02	70,740.28
CCEA	TRAINING & SAFETY INSTRUCTOR (414)	2	35.7480	6,196.32	74,355.84
CCEA	TRAINING & SAFETY INSTRUCTOR (414)	3	37.5742	6,512.87	78,154.44
CCEA	TRAINING & SAFETY INSTRUCTOR (414)	4	39.4953	6,845.84	82,150.12
CCEA	TRAINING & SAFETY INSTRUCTOR (414)	5	41.5135	7,195.67	86,348.08
CCEA	TRANSIT OPERATIONS SUPERVISOR (407)	1	33.9741	5,888.85	70,666.18
CCEA	TRANSIT OPERATIONS SUPERVISOR (407)	2	35.7103	6,189.78	74,277.32
CCEA	TRANSIT OPERATIONS SUPERVISOR (407)	3	37.5354	6,506.13	78,073.58
CCEA	TRANSIT OPERATIONS SUPERVISOR (407)	4	39.4529	6,838.50	82,061.98
CCEA	TRANSIT OPERATIONS SUPERVISOR (407)	5	41.4701	7,188.16	86,257.86
CCEA	URBAN FORESTER (316)	1	28.7087	4,976.18	59,714.20
CCEA	URBAN FORESTER (316)	2	30.1762	5,230.55	62,766.60
CCEA	URBAN FORESTER (316)	3	31.7170	5,497.61	65,971.36
CCEA	URBAN FORESTER (316)	4	33.3380	5,778.59	69,343.04
CCEA	URBAN FORESTER (316)	5	35.0420	6,073.95	72,887.36
CCEA	VAN DRIVER (300)	1	20.2745	3,514.25	42,170.96
CCEA	VAN DRIVER (300)	2	21.2058	3,675.66	44,107.96
CCEA	VAN DRIVER (300)	3	22.2905	3,863.69	46,364.24
CCEA	VAN DRIVER (300)	4	23.4297	4,061.16	48,733.88
CCEA	VAN DRIVER (300)	5	24.6274	4,268.75	51,224.94
CCEA	WAREHOUSE SUPERVISOR (401)	1	27.7980	4,818.32	57,819.84
CCEA	WAREHOUSE SUPERVISOR (401)	2	29.2206	5,064.91	60,778.90
CCEA	WAREHOUSE SUPERVISOR (401)	3	30.6781	5,317.54	63,810.50
CCEA	WAREHOUSE SUPERVISOR (401)	4	32.2427	5,588.74	67,064.92
CCEA	WAREHOUSE SUPERVISOR (401)	5	33.8906	5,874.38	70,492.50
CCEA	WEBMASTER (441)	1	44.9579	7,792.70	93,512.38
CCEA	WEBMASTER (441)	2	47.2562	8,191.08	98,293.00
CCEA	WEBMASTER (441)	3	49.6709	8,609.62	103,315.42
CCEA	WEBMASTER (441)	4	52.2090	9,049.56	108,594.72
CCEA	WEBMASTER (441)	5	54.8765	9,511.93	114,143.12
CCEA	WELDER (320)	1	28.8490	5,000.49	60,005.92
CCEA	WELDER (320)	2	30.3236	5,256.10	63,073.14
CCEA	WELDER (320)	3	31.8727	5,524.61	66,295.32
CCEA	WELDER (320)	4	33.6678	5,835.74	70,028.92
CCEA	WELDER (320)	5	35.2136	6,103.70	73,244.34
CCEA	WELDER-REG PT (320R)	1	28.8490	5,000.49	60,005.92
CCEA	WELDER-REG PT (320R)	2	30.3236	5,256.10	63,073.14
CCEA	WELDER-REG PT (320R)	3	31.8727	5,524.61	66,295.32

# Culver CITY

## Salary Schedule

### Effective Date 07/01/2021

## EXHIBIT A

**Note:** For FIRE job titles, the printed hourly rates are for 40-hour employees. To determine the hourly rates for 56-hour employees, divide the annual rate by 2912. (Titles with two codes in parentheses indicate they are 40-hour & 56-hour positions. The first code is for 40-hr, the second one for 56-hr.)

Group	Title	Step	Hourly Rate	Monthly Rate	Annual Rate
CCMG	ACCOUNTG & INVESTMENTS MANAGER (837)	1	54.0895	9,375.51	112,506.16
CCMG	ACCOUNTG & INVESTMENTS MANAGER (837)	2	56.8540	9,854.69	118,256.32
CCMG	ACCOUNTG & INVESTMENTS MANAGER (837)	3	59.7582	10,358.10	124,297.16
CCMG	ACCOUNTG & INVESTMENTS MANAGER (837)	4	62.8125	10,887.50	130,650.00
CCMG	ACCOUNTG & INVESTMENTS MANAGER (837)	5	66.0218	11,443.77	137,325.24
CCMG	ACCOUNTING OPERATIONS MANAGER (803)	1	49.1722	8,523.19	102,278.28
CCMG	ACCOUNTING OPERATIONS MANAGER (803)	2	51.6854	8,958.80	107,505.58
CCMG	ACCOUNTING OPERATIONS MANAGER (803)	3	54.3257	9,416.46	112,997.56
CCMG	ACCOUNTING OPERATIONS MANAGER (803)	4	57.1022	9,897.72	118,772.68
CCMG	ACCOUNTING OPERATIONS MANAGER (803)	5	60.0199	10,403.45	124,841.34
CCMG	ADVANCE PLANNING MANAGER (826)	1	63.7185	11,044.54	132,534.48
CCMG	ADVANCE PLANNING MANAGER (826)	2	66.9754	11,609.07	139,308.78
CCMG	ADVANCE PLANNING MANAGER (826)	3	70.3978	12,202.28	146,427.32
CCMG	ADVANCE PLANNING MANAGER (826)	4	73.9951	12,825.82	153,909.86
CCMG	ADVANCE PLANNING MANAGER (826)	5	77.7754	13,481.07	161,772.78
CCMG	ASSISTANT CITY ATTORNEY (818)	1	81.5611	14,137.26	169,647.14
CCMG	ASSISTANT CITY ATTORNEY (818)	2	85.7305	14,859.95	178,319.44
CCMG	ASSISTANT CITY ATTORNEY (818)	3	90.1105	15,619.15	187,429.84
CCMG	ASSISTANT CITY ATTORNEY (818)	4	94.7143	16,417.14	197,005.64
CCMG	ASSISTANT CITY ATTORNEY (818)	5	99.5533	17,255.90	207,070.76
CCMG	ASST CHIEF FINANCIAL OFFICER (824)	1	66.9754	11,609.07	139,308.78
CCMG	ASST CHIEF FINANCIAL OFFICER (824)	2	70.3978	12,202.28	146,427.32
CCMG	ASST CHIEF FINANCIAL OFFICER (824)	3	73.9951	12,825.82	153,909.86
CCMG	ASST CHIEF FINANCIAL OFFICER (824)	4	77.7754	13,481.07	161,772.78
CCMG	ASST CHIEF FINANCIAL OFFICER (824)	5	81.7501	14,170.02	170,040.26
CCMG	ASST CHIEF TRANSPRTN OFFICER (821)	1	61.8406	10,719.04	128,628.50
CCMG	ASST CHIEF TRANSPRTN OFFICER (821)	2	65.0007	11,266.80	135,201.56
CCMG	ASST CHIEF TRANSPRTN OFFICER (821)	3	68.3217	11,842.44	142,109.24
CCMG	ASST CHIEF TRANSPRTN OFFICER (821)	4	71.8128	12,447.54	149,370.52
CCMG	ASST CHIEF TRANSPRTN OFFICER (821)	5	75.4823	13,083.59	157,003.08
CCMG	ASST ENVRN PROGAMS/OPS MGR (832)	1	51.1713	8,869.68	106,436.20
CCMG	ASST ENVRN PROGAMS/OPS MGR (832)	2	53.7871	9,323.10	111,877.22
CCMG	ASST ENVRN PROGAMS/OPS MGR (832)	3	56.5357	9,799.53	117,594.36
CCMG	ASST ENVRN PROGAMS/OPS MGR (832)	4	59.4243	10,300.20	123,602.44
CCMG	ASST ENVRN PROGAMS/OPS MGR (832)	5	62.4598	10,826.36	129,916.28
CCMG	ASST MAINT OPERATIONS MANAGER (823)	1	45.4026	7,869.79	94,437.46
CCMG	ASST MAINT OPERATIONS MANAGER (823)	2	47.7223	8,271.86	99,262.28
CCMG	ASST MAINT OPERATIONS MANAGER (823)	3	50.1607	8,694.53	104,334.36
CCMG	ASST MAINT OPERATIONS MANAGER (823)	4	52.7241	9,138.85	109,666.18

**Culver CITY**  
**Salary Schedule**  
**Effective Date 07/01/2021**

**EXHIBIT A**

**Note:** For FIRE job titles, the printed hourly rates are for 40-hour employees. To determine the hourly rates for 56-hour employees, divide the annual rate by 2912. (Titles with two codes in parentheses indicate they are 40-hour & 56-hour positions. The first code is for 40-hr, the second one for 56-hr.)

Group	Title	Step	Hourly Rate	Monthly Rate	Annual Rate
CCMG	ASST MAINT OPERATIONS MANAGER (823)	5	55.4191	9,605.98	115,271.78
CCMG	BUDGET & FINANCIAL OPS MANAGER (804)	1	54.0895	9,375.51	112,506.16
CCMG	BUDGET & FINANCIAL OPS MANAGER (804)	2	56.8540	9,854.69	118,256.32
CCMG	BUDGET & FINANCIAL OPS MANAGER (804)	3	59.7582	10,358.10	124,297.16
CCMG	BUDGET & FINANCIAL OPS MANAGER (804)	4	62.8125	10,887.50	130,650.00
CCMG	BUDGET & FINANCIAL OPS MANAGER (804)	5	66.0218	11,443.77	137,325.24
CCMG	BUDGET MANAGEMENT ANALYST (709)	1	41.3005	7,158.75	85,905.04
CCMG	BUDGET MANAGEMENT ANALYST (709)	2	43.4115	7,524.66	90,295.92
CCMG	BUDGET MANAGEMENT ANALYST (709)	3	45.6298	7,909.16	94,909.88
CCMG	BUDGET MANAGEMENT ANALYST (709)	4	47.9612	8,313.28	99,759.40
CCMG	BUDGET MANAGEMENT ANALYST (709)	5	50.4114	8,737.97	104,855.66
CCMG	BUILDING MAINTENANCE SUPV (706)	1	38.7104	6,709.80	80,517.58
CCMG	BUILDING MAINTENANCE SUPV (706)	2	40.6886	7,052.70	84,632.34
CCMG	BUILDING MAINTENANCE SUPV (706)	3	42.7681	7,413.14	88,957.70
CCMG	BUILDING MAINTENANCE SUPV (706)	4	44.9537	7,791.98	93,503.80
CCMG	BUILDING MAINTENANCE SUPV (706)	5	47.2500	8,190.00	98,280.00
CCMG	BUILDING OFFICIAL (817)	1	65.6523	11,379.72	136,556.68
CCMG	BUILDING OFFICIAL (817)	2	69.0072	11,961.26	143,535.08
CCMG	BUILDING OFFICIAL (817)	3	72.5334	12,572.45	150,869.42
CCMG	BUILDING OFFICIAL (817)	4	76.2378	13,214.54	158,574.52
CCMG	BUILDING OFFICIAL (817)	5	80.1358	13,890.20	166,682.36
CCMG	CITY CLERK (828)	1	66.9754	11,609.07	139,308.78
CCMG	CITY CLERK (828)	2	70.3978	12,202.28	146,427.32
CCMG	CITY CLERK (828)	3	73.9951	12,825.82	153,909.86
CCMG	CITY CLERK (828)	4	77.7754	13,481.07	161,772.78
CCMG	CITY CLERK (828)	5	81.7501	14,170.02	170,040.26
CCMG	CLAIMS & SAFETY COORDINATOR (711)	1	41.9230	7,266.65	87,199.84
CCMG	CLAIMS & SAFETY COORDINATOR (711)	2	44.0655	7,638.02	91,656.24
CCMG	CLAIMS & SAFETY COORDINATOR (711)	3	46.3175	8,028.37	96,340.40
CCMG	CLAIMS & SAFETY COORDINATOR (711)	4	48.6837	8,438.52	101,262.20
CCMG	CLAIMS & SAFETY COORDINATOR (711)	5	51.1713	8,869.68	106,436.20
CCMG	COMMUNICATION SUPERVISOR (830)	1	41.9629	7,273.57	87,282.78
CCMG	COMMUNICATION SUPERVISOR (830)	2	44.1083	7,645.43	91,745.16
CCMG	COMMUNICATION SUPERVISOR (830)	3	46.3619	8,036.06	96,432.70
CCMG	COMMUNICATION SUPERVISOR (830)	4	48.7299	8,446.51	101,358.14
CCMG	COMMUNICATION SUPERVISOR (830)	5	51.2209	8,878.29	106,539.42
CCMG	CULTURAL AFFAIRS MANAGER (724)	1	54.0895	9,375.51	112,506.16
CCMG	CULTURAL AFFAIRS MANAGER (724)	2	56.8540	9,854.69	118,256.32
CCMG	CULTURAL AFFAIRS MANAGER (724)	3	59.7582	10,358.10	124,297.16
CCMG	CULTURAL AFFAIRS MANAGER (724)	4	62.8125	10,887.50	130,650.00
CCMG	CULTURAL AFFAIRS MANAGER (724)	5	66.0218	11,443.77	137,325.24

**Culver CITY**  
**Salary Schedule**  
**Effective Date 07/01/2021**

**EXHIBIT A**

**Note:** For FIRE job titles, the printed hourly rates are for 40-hour employees. To determine the hourly rates for 56-hour employees, divide the annual rate by 2912. (Titles with two codes in parentheses indicate they are 40-hour & 56-hour positions. The first code is for 40-hr, the second one for 56-hr.)

Group	Title	Step	Hourly Rate	Monthly Rate	Annual Rate
CCMG	CURRENT PLANNING MANAGER (831)	1	63.7185	11,044.54	132,534.48
CCMG	CURRENT PLANNING MANAGER (831)	2	66.9754	11,609.07	139,308.78
CCMG	CURRENT PLANNING MANAGER (831)	3	70.3978	12,202.28	146,427.32
CCMG	CURRENT PLANNING MANAGER (831)	4	73.9951	12,825.82	153,909.86
CCMG	CURRENT PLANNING MANAGER (831)	5	77.7754	13,481.07	161,772.78
CCMG	DEP CMTY DEV DIR/ECON DEV MGR (819)	1	66.9754	11,609.07	139,308.78
CCMG	DEP CMTY DEV DIR/ECON DEV MGR (819)	2	70.3978	12,202.28	146,427.32
CCMG	DEP CMTY DEV DIR/ECON DEV MGR (819)	3	73.9951	12,825.82	153,909.86
CCMG	DEP CMTY DEV DIR/ECON DEV MGR (819)	4	77.7754	13,481.07	161,772.78
CCMG	DEP CMTY DEV DIR/ECON DEV MGR (819)	5	81.7501	14,170.02	170,040.26
CCMG	DEP CMTY DEV DIR/PLANNING MGR (816)	1	63.7185	11,044.54	132,534.48
CCMG	DEP CMTY DEV DIR/PLANNING MGR (816)	2	66.9754	11,609.07	139,308.78
CCMG	DEP CMTY DEV DIR/PLANNING MGR (816)	3	70.3978	12,202.28	146,427.32
CCMG	DEP CMTY DEV DIR/PLANNING MGR (816)	4	73.9951	12,825.82	153,909.86
CCMG	DEP CMTY DEV DIR/PLANNING MGR (816)	5	77.7754	13,481.07	161,772.78
CCMG	DEPUTY BUILDING OFFICIAL (835)	1	54.0895	9,375.51	112,506.16
CCMG	DEPUTY BUILDING OFFICIAL (835)	2	56.8540	9,854.69	118,256.32
CCMG	DEPUTY BUILDING OFFICIAL (835)	3	59.7582	10,358.10	124,297.16
CCMG	DEPUTY BUILDING OFFICIAL (835)	4	62.8125	10,887.50	130,650.00
CCMG	DEPUTY BUILDING OFFICIAL (835)	5	66.0218	11,443.77	137,325.24
CCMG	DEPUTY CITY ATTORNEY I (720)	1	57.3879	9,947.23	119,366.78
CCMG	DEPUTY CITY ATTORNEY I (720)	2	60.3206	10,455.58	125,466.90
CCMG	DEPUTY CITY ATTORNEY I (720)	3	63.4016	10,989.62	131,875.38
CCMG	DEPUTY CITY ATTORNEY I (720)	4	66.6409	11,551.09	138,613.02
CCMG	DEPUTY CITY ATTORNEY I (720)	5	70.0481	12,141.68	145,700.10
CCMG	DEPUTY CITY ATTORNEY II (721)	1	61.8406	10,719.04	128,628.50
CCMG	DEPUTY CITY ATTORNEY II (721)	2	65.0007	11,266.80	135,201.56
CCMG	DEPUTY CITY ATTORNEY II (721)	3	68.3217	11,842.44	142,109.24
CCMG	DEPUTY CITY ATTORNEY II (721)	4	71.8128	12,447.54	149,370.52
CCMG	DEPUTY CITY ATTORNEY II (721)	5	75.4823	13,083.59	157,003.08
CCMG	ECON DEV PROJECT MANAGER (718)	1	51.1713	8,869.68	106,436.20
CCMG	ECON DEV PROJECT MANAGER (718)	2	53.7871	9,323.10	111,877.22
CCMG	ECON DEV PROJECT MANAGER (718)	3	56.5357	9,799.53	117,594.36
CCMG	ECON DEV PROJECT MANAGER (718)	4	59.4243	10,300.20	123,602.44
CCMG	ECON DEV PROJECT MANAGER (718)	5	62.4598	10,826.36	129,916.28
CCMG	ECONOMIC DEV MANAGER (806)	1	51.1713	8,869.68	106,436.20
CCMG	ECONOMIC DEV MANAGER (806)	2	53.7871	9,323.10	111,877.22
CCMG	ECONOMIC DEV MANAGER (806)	3	56.5357	9,799.53	117,594.36
CCMG	ECONOMIC DEV MANAGER (806)	4	59.4243	10,300.20	123,602.44
CCMG	ECONOMIC DEV MANAGER (806)	5	62.4598	10,826.36	129,916.28



# Culver CITY

## Salary Schedule

### Effective Date 07/01/2021

## EXHIBIT A

**Note:** For FIRE job titles, the printed hourly rates are for 40-hour employees. To determine the hourly rates for 56-hour employees, divide the annual rate by 2912. (Titles with two codes in parentheses indicate they are 40-hour & 56-hour positions. The first code is for 40-hr, the second one for 56-hr.)

Group	Title	Step	Hourly Rate	Monthly Rate	Annual Rate
CCMG	EMERGENCY PREPAREDNESS COORD (712)	1	43.6234	7,561.39	90,736.62
CCMG	EMERGENCY PREPAREDNESS COORD (712)	2	45.8529	7,947.83	95,373.98
CCMG	EMERGENCY PREPAREDNESS COORD (712)	3	48.1950	8,353.80	100,245.60
CCMG	EMERGENCY PREPAREDNESS COORD (712)	4	50.6586	8,780.83	105,369.94
CCMG	EMERGENCY PREPAREDNESS COORD (712)	5	53.2470	9,229.48	110,753.76
CCMG	ENFORCMENT SERVICES MANAGER (800)	1	51.1713	8,869.68	106,436.20
CCMG	ENFORCMENT SERVICES MANAGER (800)	2	53.7871	9,323.10	111,877.22
CCMG	ENFORCMENT SERVICES MANAGER (800)	3	56.5357	9,799.53	117,594.36
CCMG	ENFORCMENT SERVICES MANAGER (800)	4	59.4243	10,300.20	123,602.44
CCMG	ENFORCMENT SERVICES MANAGER (800)	5	62.4598	10,826.36	129,916.28
CCMG	ENGINEERING SERVICES MANAGER (814)	1	61.5319	10,665.53	127,986.30
CCMG	ENGINEERING SERVICES MANAGER (814)	2	64.6767	11,210.64	134,527.64
CCMG	ENGINEERING SERVICES MANAGER (814)	3	67.9813	11,783.42	141,401.00
CCMG	ENGINEERING SERVICES MANAGER (814)	4	71.4563	12,385.75	148,629.00
CCMG	ENGINEERING SERVICES MANAGER (814)	5	75.1060	13,018.37	156,220.48
CCMG	ENVIRONMENTAL COORDINATOR (722)	1	42.7681	7,413.14	88,957.70
CCMG	ENVIRONMENTAL COORDINATOR (722)	2	44.9537	7,791.98	93,503.80
CCMG	ENVIRONMENTAL COORDINATOR (722)	3	47.2500	8,190.00	98,280.00
CCMG	ENVIRONMENTAL COORDINATOR (722)	4	49.6654	8,608.67	103,303.98
CCMG	ENVIRONMENTAL COORDINATOR (722)	5	52.2030	9,048.52	108,582.24
CCMG	ENVIRONMENTAL PROGS/OPS MANAGE (815)	1	61.5319	10,665.53	127,986.30
CCMG	ENVIRONMENTAL PROGS/OPS MANAGE (815)	2	64.6767	11,210.64	134,527.64
CCMG	ENVIRONMENTAL PROGS/OPS MANAGE (815)	3	67.9813	11,783.42	141,401.00
CCMG	ENVIRONMENTAL PROGS/OPS MANAGE (815)	4	71.4563	12,385.75	148,629.00
CCMG	ENVIRONMENTAL PROGS/OPS MANAGE (815)	5	75.1060	13,018.37	156,220.48
CCMG	FACILITY & ELEC MAINT SPVSR (733)	1	45.4026	7,869.79	94,437.46
CCMG	FACILITY & ELEC MAINT SPVSR (733)	2	47.7223	8,271.86	99,262.28
CCMG	FACILITY & ELEC MAINT SPVSR (733)	3	50.1607	8,694.53	104,334.36
CCMG	FACILITY & ELEC MAINT SPVSR (733)	4	52.7241	9,138.85	109,666.18
CCMG	FACILITY & ELEC MAINT SPVSR (733)	5	55.4191	9,605.98	115,271.78
CCMG	FACILITY MAINT SUPERVISOR (730)	1	45.4026	7,869.79	94,437.46
CCMG	FACILITY MAINT SUPERVISOR (730)	2	47.7223	8,271.86	99,262.28
CCMG	FACILITY MAINT SUPERVISOR (730)	3	50.1607	8,694.53	104,334.36
CCMG	FACILITY MAINT SUPERVISOR (730)	4	52.7241	9,138.85	109,666.18
CCMG	FACILITY MAINT SUPERVISOR (730)	5	55.4191	9,605.98	115,271.78
CCMG	FINANCE MANAGER (838)	1	63.7185	11,044.54	132,534.48
CCMG	FINANCE MANAGER (838)	2	66.9754	11,609.07	139,308.78
CCMG	FINANCE MANAGER (838)	3	70.3978	12,202.28	146,427.32
CCMG	FINANCE MANAGER (838)	4	73.9951	12,825.82	153,909.86

**Culver CITY**  
**Salary Schedule**  
**Effective Date 07/01/2021**

**EXHIBIT A**

**Note:** For FIRE job titles, the printed hourly rates are for 40-hour employees. To determine the hourly rates for 56-hour employees, divide the annual rate by 2912. (Titles with two codes in parentheses indicate they are 40-hour & 56-hour positions. The first code is for 40-hr, the second one for 56-hr.)

Group	Title	Step	Hourly Rate	Monthly Rate	Annual Rate
CCMG	FINANCE MANAGER (838)	5	77.7754	13,481.07	161,772.78
CCMG	FINANCIAL SYSTM/PURCHASING MGR (836)	1	54.0895	9,375.51	112,506.16
CCMG	FINANCIAL SYSTM/PURCHASING MGR (836)	2	56.8540	9,854.69	118,256.32
CCMG	FINANCIAL SYSTM/PURCHASING MGR (836)	3	59.7582	10,358.10	124,297.16
CCMG	FINANCIAL SYSTM/PURCHASING MGR (836)	4	62.8125	10,887.50	130,650.00
CCMG	FINANCIAL SYSTM/PURCHASING MGR (836)	5	66.0218	11,443.77	137,325.24
CCMG	FLEET SERVICES MANAGER (811)	1	55.4191	9,605.98	115,271.78
CCMG	FLEET SERVICES MANAGER (811)	2	58.2504	10,096.73	121,160.78
CCMG	FLEET SERVICES MANAGER (811)	3	61.2263	10,612.55	127,350.60
CCMG	FLEET SERVICES MANAGER (811)	4	64.3550	11,154.87	133,858.40
CCMG	FLEET SERVICES MANAGER (811)	5	67.6446	11,725.07	140,700.82
CCMG	HOUSING & RENT STABILIZATION M (809)	1	63.7185	11,044.54	132,534.48
CCMG	HOUSING & RENT STABILIZATION M (809)	2	66.9754	11,609.07	139,308.78
CCMG	HOUSING & RENT STABILIZATION M (809)	3	70.3978	12,202.28	146,427.32
CCMG	HOUSING & RENT STABILIZATION M (809)	4	73.9951	12,825.82	153,909.86
CCMG	HOUSING & RENT STABILIZATION M (809)	5	77.7754	13,481.07	161,772.78
CCMG	HOUSING PROGRAMS SUPERVISOR (827)	1	41.2666	7,152.88	85,834.58
CCMG	HOUSING PROGRAMS SUPERVISOR (827)	2	43.3297	7,510.49	90,125.88
CCMG	HOUSING PROGRAMS SUPERVISOR (827)	3	45.4964	7,886.04	94,632.46
CCMG	HOUSING PROGRAMS SUPERVISOR (827)	4	47.7712	8,280.35	99,364.20
CCMG	HOUSING PROGRAMS SUPERVISOR (827)	5	50.1598	8,694.36	104,332.28
CCMG	HUMAN RESOURCES ANALYST (702)	1	38.1358	6,610.20	79,322.36
CCMG	HUMAN RESOURCES ANALYST (702)	2	40.0848	6,948.02	83,376.28
CCMG	HUMAN RESOURCES ANALYST (702)	3	42.1328	7,303.01	87,636.12
CCMG	HUMAN RESOURCES ANALYST (702)	4	44.2857	7,676.20	92,114.36
CCMG	HUMAN RESOURCES ANALYST (702)	5	46.5482	8,068.36	96,820.36
CCMG	HUMAN RESOURCES EQUITY MGR (833)	1	63.7185	11,044.54	132,534.48
CCMG	HUMAN RESOURCES EQUITY MGR (833)	2	66.9754	11,609.07	139,308.78
CCMG	HUMAN RESOURCES EQUITY MGR (833)	3	70.3978	12,202.28	146,427.32
CCMG	HUMAN RESOURCES EQUITY MGR (833)	4	73.9951	12,825.82	153,909.86
CCMG	HUMAN RESOURCES EQUITY MGR (833)	5	77.7754	13,481.07	161,772.78
CCMG	LEGAL OPERATIONS MANAGER (715)	1	45.4026	7,869.79	94,437.46
CCMG	LEGAL OPERATIONS MANAGER (715)	2	47.7223	8,271.86	99,262.28
CCMG	LEGAL OPERATIONS MANAGER (715)	3	50.1607	8,694.53	104,334.36
CCMG	LEGAL OPERATIONS MANAGER (715)	4	52.7241	9,138.85	109,666.18
CCMG	LEGAL OPERATIONS MANAGER (715)	5	55.4191	9,605.98	115,271.78
CCMG	MAINTENANCE OPERATIONS MGR (813)	1	55.9739	9,702.14	116,425.66
CCMG	MAINTENANCE OPERATIONS MGR (813)	2	58.8343	10,197.94	122,375.24
CCMG	MAINTENANCE OPERATIONS MGR (813)	3	61.8406	10,719.04	128,628.50
CCMG	MAINTENANCE OPERATIONS MGR (813)	4	65.0007	11,266.80	135,201.56
CCMG	MAINTENANCE OPERATIONS MGR (813)	5	68.3217	11,842.44	142,109.24

# Culver CITY

## Salary Schedule

### Effective Date 07/01/2021

## EXHIBIT A

**Note:** For FIRE job titles, the printed hourly rates are for 40-hour employees. To determine the hourly rates for 56-hour employees, divide the annual rate by 2912. (Titles with two codes in parentheses indicate they are 40-hour & 56-hour positions. The first code is for 40-hr, the second one for 56-hr.)

Group	Title	Step	Hourly Rate	Monthly Rate	Annual Rate
CCMG	MANAGEMENT ANALYST (703)	1	38.1358	6,610.20	79,322.36
CCMG	MANAGEMENT ANALYST (703)	2	40.0848	6,948.02	83,376.28
CCMG	MANAGEMENT ANALYST (703)	3	42.1328	7,303.01	87,636.12
CCMG	MANAGEMENT ANALYST (703)	4	44.2857	7,676.20	92,114.36
CCMG	MANAGEMENT ANALYST (703)	5	46.5482	8,068.36	96,820.36
CCMG	MOBILITY & TRAFFIC ENGINEER (801)	1	66.9754	11,609.07	139,308.78
CCMG	MOBILITY & TRAFFIC ENGINEER (801)	2	70.3978	12,202.28	146,427.32
CCMG	MOBILITY & TRAFFIC ENGINEER (801)	3	73.9951	12,825.82	153,909.86
CCMG	MOBILITY & TRAFFIC ENGINEER (801)	4	77.7754	13,481.07	161,772.78
CCMG	MOBILITY & TRAFFIC ENGINEER (801)	5	81.7501	14,170.02	170,040.26
CCMG	PARK MAINTENANCE SUPERVISOR (700)	1	37.1963	6,447.35	77,368.20
CCMG	PARK MAINTENANCE SUPERVISOR (700)	2	39.0974	6,776.88	81,322.54
CCMG	PARK MAINTENANCE SUPERVISOR (700)	3	41.0954	7,123.20	85,478.38
CCMG	PARK MAINTENANCE SUPERVISOR (700)	4	43.1948	7,487.09	89,845.08
CCMG	PARK MAINTENANCE SUPERVISOR (700)	5	45.4026	7,869.79	94,437.46
CCMG	PARKS MANAGER (802)	1	50.1084	8,685.45	104,225.42
CCMG	PARKS MANAGER (802)	2	52.6688	9,129.25	109,551.00
CCMG	PARKS MANAGER (802)	3	55.3601	9,595.76	115,149.06
CCMG	PARKS MANAGER (802)	4	58.1900	10,086.27	121,035.20
CCMG	PARKS MANAGER (802)	5	61.1629	10,601.57	127,218.78
CCMG	PAYROLL ANALYST (726)	1	38.1358	6,610.20	79,322.36
CCMG	PAYROLL ANALYST (726)	2	40.0848	6,948.02	83,376.28
CCMG	PAYROLL ANALYST (726)	3	42.1328	7,303.01	87,636.12
CCMG	PAYROLL ANALYST (726)	4	44.2857	7,676.20	92,114.36
CCMG	PAYROLL ANALYST (726)	5	46.5482	8,068.36	96,820.36
CCMG	PAYROLL SUPERVISOR (732)	1	45.4026	7,869.79	94,437.46
CCMG	PAYROLL SUPERVISOR (732)	2	47.7223	8,271.86	99,262.28
CCMG	PAYROLL SUPERVISOR (732)	3	50.1607	8,694.53	104,334.36
CCMG	PAYROLL SUPERVISOR (732)	4	52.7241	9,138.85	109,666.18
CCMG	PAYROLL SUPERVISOR (732)	5	55.4191	9,605.98	115,271.78
CCMG	PROCURE & FINANCIAL SVCS MGR (820)	1	49.1722	8,523.19	102,278.28
CCMG	PROCURE & FINANCIAL SVCS MGR (820)	2	51.6854	8,958.80	107,505.58
CCMG	PROCURE & FINANCIAL SVCS MGR (820)	3	54.3257	9,416.46	112,997.56
CCMG	PROCURE & FINANCIAL SVCS MGR (820)	4	57.1022	9,897.72	118,772.68
CCMG	PROCURE & FINANCIAL SVCS MGR (820)	5	60.0199	10,403.45	124,841.34
CCMG	REC & COMM SVCS MGR (834)	1	55.1451	9,558.49	114,701.86
CCMG	REC & COMM SVCS MGR (834)	2	57.9625	10,046.83	120,562.00
CCMG	REC & COMM SVCS MGR (834)	3	60.9245	10,560.25	126,722.96
CCMG	REC & COMM SVCS MGR (834)	4	64.0379	11,099.90	133,198.78
CCMG	REC & COMM SVCS MGR (834)	5	67.3100	11,667.07	140,004.80

# Culver CITY

## Salary Schedule

### Effective Date 07/01/2021

## EXHIBIT A

**Note:** For FIRE job titles, the printed hourly rates are for 40-hour employees. To determine the hourly rates for 56-hour employees, divide the annual rate by 2912. (Titles with two codes in parentheses indicate they are 40-hour & 56-hour positions. The first code is for 40-hr, the second one for 56-hr.)

Group	Title	Step	Hourly Rate	Monthly Rate	Annual Rate
CCMG	REC & COMM SVCS SUPERVISOR (729)	1	37.3827	6,479.68	77,756.12
CCMG	REC & COMM SVCS SUPERVISOR (729)	2	39.2921	6,810.64	81,727.62
CCMG	REC & COMM SVCS SUPERVISOR (729)	3	41.3005	7,158.75	85,905.04
CCMG	REC & COMM SVCS SUPERVISOR (729)	4	43.4115	7,524.66	90,295.92
CCMG	REC & COMM SVCS SUPERVISOR (729)	5	45.6298	7,909.16	94,909.88
CCMG	RECREATION SUPERVISOR (701)	1	37.3827	6,479.68	77,756.12
CCMG	RECREATION SUPERVISOR (701)	2	39.2921	6,810.64	81,727.62
CCMG	RECREATION SUPERVISOR (701)	3	41.3005	7,158.75	85,905.04
CCMG	RECREATION SUPERVISOR (701)	4	43.4115	7,524.66	90,295.92
CCMG	RECREATION SUPERVISOR (701)	5	45.6298	7,909.16	94,909.88
CCMG	RENT STABILIZATION COORDINATOR (731)	1	45.4026	7,869.79	94,437.46
CCMG	RENT STABILIZATION COORDINATOR (731)	2	47.7223	8,271.86	99,262.28
CCMG	RENT STABILIZATION COORDINATOR (731)	3	50.1607	8,694.53	104,334.36
CCMG	RENT STABILIZATION COORDINATOR (731)	4	52.7241	9,138.85	109,666.18
CCMG	RENT STABILIZATION COORDINATOR (731)	5	55.4191	9,605.98	115,271.78
CCMG	REVENUE & BUDGET SUPERVISOR (727)	1	45.4026	7,869.79	94,437.46
CCMG	REVENUE & BUDGET SUPERVISOR (727)	2	47.7223	8,271.86	99,262.28
CCMG	REVENUE & BUDGET SUPERVISOR (727)	3	50.1607	8,694.53	104,334.36
CCMG	REVENUE & BUDGET SUPERVISOR (727)	4	52.7241	9,138.85	109,666.18
CCMG	REVENUE & BUDGET SUPERVISOR (727)	5	55.4191	9,605.98	115,271.78
CCMG	REVENUE OPERATIONS MANAGER (805)	1	49.1722	8,523.19	102,278.28
CCMG	REVENUE OPERATIONS MANAGER (805)	2	51.6854	8,958.80	107,505.58
CCMG	REVENUE OPERATIONS MANAGER (805)	3	54.3257	9,416.46	112,997.56
CCMG	REVENUE OPERATIONS MANAGER (805)	4	57.1022	9,897.72	118,772.68
CCMG	REVENUE OPERATIONS MANAGER (805)	5	60.0199	10,403.45	124,841.34
CCMG	SAFETY & TRAINING COORDINATOR (728)	1	40.5159	7,022.75	84,273.02
CCMG	SAFETY & TRAINING COORDINATOR (728)	2	42.5863	7,381.62	88,579.40
CCMG	SAFETY & TRAINING COORDINATOR (728)	3	44.7624	7,758.81	93,105.74
CCMG	SAFETY & TRAINING COORDINATOR (728)	4	47.0503	8,155.38	97,864.52
CCMG	SAFETY & TRAINING COORDINATOR (728)	5	49.4537	8,571.98	102,863.80
CCMG	SENIOR ACCOUNTANT (707)	1	39.2921	6,810.64	81,727.62
CCMG	SENIOR ACCOUNTANT (707)	2	41.3005	7,158.75	85,905.04
CCMG	SENIOR ACCOUNTANT (707)	3	43.4115	7,524.66	90,295.92
CCMG	SENIOR ACCOUNTANT (707)	4	45.6298	7,909.16	94,909.88
CCMG	SENIOR ACCOUNTANT (707)	5	47.9612	8,313.28	99,759.40
CCMG	SPECIAL EVENTS COORDINATOR (708)	1	41.0954	7,123.20	85,478.38
CCMG	SPECIAL EVENTS COORDINATOR (708)	2	43.1948	7,487.09	89,845.08
CCMG	SPECIAL EVENTS COORDINATOR (708)	3	45.4026	7,869.79	94,437.46
CCMG	SPECIAL EVENTS COORDINATOR (708)	4	47.7223	8,271.86	99,262.28
CCMG	SPECIAL EVENTS COORDINATOR (708)	5	50.1607	8,694.53	104,334.36
CCMG	SR & SOCIAL SERVICES MANAGER (810)	1	55.1451	9,558.49	114,701.86

**Culver CITY**  
**Salary Schedule**  
**Effective Date 07/01/2021**

**EXHIBIT A**

**Note:** For FIRE job titles, the printed hourly rates are for 40-hour employees. To determine the hourly rates for 56-hour employees, divide the annual rate by 2912. (Titles with two codes in parentheses indicate they are 40-hour & 56-hour positions. The first code is for 40-hr, the second one for 56-hr.)

Group	Title	Step	Hourly Rate	Monthly Rate	Annual Rate
CCMG	SR & SOCIAL SERVICES MANAGER (810)	2	57.9625	10,046.83	120,562.00
CCMG	SR & SOCIAL SERVICES MANAGER (810)	3	60.9245	10,560.25	126,722.96
CCMG	SR & SOCIAL SERVICES MANAGER (810)	4	64.0379	11,099.90	133,198.78
CCMG	SR & SOCIAL SERVICES MANAGER (810)	5	67.3100	11,667.07	140,004.80
CCMG	SR BUILDING & SAFETY INSPECTOR (705)	1	38.3257	6,643.13	79,717.56
CCMG	SR BUILDING & SAFETY INSPECTOR (705)	2	40.2852	6,982.78	83,793.32
CCMG	SR BUILDING & SAFETY INSPECTOR (705)	3	42.3439	7,339.61	88,075.26
CCMG	SR BUILDING & SAFETY INSPECTOR (705)	4	44.5073	7,714.59	92,575.08
CCMG	SR BUILDING & SAFETY INSPECTOR (705)	5	46.7815	8,108.79	97,305.52
CCMG	SR CIVIL ENGINEER (719)	1	54.8711	9,511.00	114,131.94
CCMG	SR CIVIL ENGINEER (719)	2	57.6745	9,996.91	119,962.96
CCMG	SR CIVIL ENGINEER (719)	3	60.6213	10,507.68	126,092.20
CCMG	SR CIVIL ENGINEER (719)	4	63.7185	11,044.54	132,534.48
CCMG	SR CIVIL ENGINEER (719)	5	66.9754	11,609.07	139,308.78
CCMG	SR DEPUTY CITY ATTORNEY II (725)	1	69.8800	12,112.53	145,350.40
CCMG	SR DEPUTY CITY ATTORNEY II (725)	2	73.4509	12,731.49	152,777.82
CCMG	SR DEPUTY CITY ATTORNEY II (725)	3	77.2035	13,381.94	160,583.28
CCMG	SR DEPUTY CITY ATTORNEY II (725)	4	81.1485	14,065.74	168,788.88
CCMG	SR DEPUTY CITY ATTORNEY II (725)	5	85.2950	14,784.47	177,413.60
CCMG	SR ENTERPRISE BUSINESS ANALYST (716)	1	46.5482	8,068.36	96,820.36
CCMG	SR ENTERPRISE BUSINESS ANALYST (716)	2	48.9275	8,480.77	101,769.20
CCMG	SR ENTERPRISE BUSINESS ANALYST (716)	3	51.4277	8,914.14	106,969.72
CCMG	SR ENTERPRISE BUSINESS ANALYST (716)	4	54.0552	9,369.58	112,434.92
CCMG	SR ENTERPRISE BUSINESS ANALYST (716)	5	56.8177	9,848.41	118,180.92
CCMG	SR MANAGEMENT ANALYST (713)	1	45.4026	7,869.79	94,437.46
CCMG	SR MANAGEMENT ANALYST (713)	2	47.7223	8,271.86	99,262.28
CCMG	SR MANAGEMENT ANALYST (713)	3	50.1607	8,694.53	104,334.36
CCMG	SR MANAGEMENT ANALYST (713)	4	52.7241	9,138.85	109,666.18
CCMG	SR MANAGEMENT ANALYST (713)	5	55.4191	9,605.98	115,271.78
CCMG	SR MANAGEMENT ANALYST/BUDGET (714)	1	45.4026	7,869.79	94,437.46
CCMG	SR MANAGEMENT ANALYST/BUDGET (714)	2	47.7223	8,271.86	99,262.28
CCMG	SR MANAGEMENT ANALYST/BUDGET (714)	3	50.1607	8,694.53	104,334.36
CCMG	SR MANAGEMENT ANALYST/BUDGET (714)	4	52.7241	9,138.85	109,666.18
CCMG	SR MANAGEMENT ANALYST/BUDGET (714)	5	55.4191	9,605.98	115,271.78
CCMG	SR MGMT ANALYST Y-RATE (795)	1	54.6547	9,473.49	113,681.88
CCMG	SR PLANNER (717)	1	49.1722	8,523.19	102,278.28
CCMG	SR PLANNER (717)	2	51.6854	8,958.80	107,505.58
CCMG	SR PLANNER (717)	3	54.3257	9,416.46	112,997.56
CCMG	SR PLANNER (717)	4	57.1022	9,897.72	118,772.68
CCMG	SR PLANNER (717)	5	60.0199	10,403.45	124,841.34

# Culver CITY

## Salary Schedule

### Effective Date 07/01/2021

## EXHIBIT A

**Note:** For FIRE job titles, the printed hourly rates are for 40-hour employees. To determine the hourly rates for 56-hour employees, divide the annual rate by 2912. (Titles with two codes in parentheses indicate they are 40-hour & 56-hour positions. The first code is for 40-hr, the second one for 56-hr.)

Group	Title	Step	Hourly Rate	Monthly Rate	Annual Rate
CCMG	SR SOLID WASTE & REC CRW SUPV (710)	1	45.4026	7,869.79	94,437.46
CCMG	SR SOLID WASTE & REC CRW SUPV (710)	2	47.7223	8,271.86	99,262.28
CCMG	SR SOLID WASTE & REC CRW SUPV (710)	3	50.1607	8,694.53	104,334.36
CCMG	SR SOLID WASTE & REC CRW SUPV (710)	4	52.7241	9,138.85	109,666.18
CCMG	SR SOLID WASTE & REC CRW SUPV (710)	5	55.4191	9,605.98	115,271.78
CCMG	STREET MAINTENANCE SUPERVISOR (734)	1	45.4026	7,869.79	94,437.46
CCMG	STREET MAINTENANCE SUPERVISOR (734)	2	47.7223	8,271.86	99,262.28
CCMG	STREET MAINTENANCE SUPERVISOR (734)	3	50.1607	8,694.53	104,334.36
CCMG	STREET MAINTENANCE SUPERVISOR (734)	4	52.7241	9,138.85	109,666.18
CCMG	STREET MAINTENANCE SUPERVISOR (734)	5	55.4191	9,605.98	115,271.78
CCMG	SYSTEMS DEVELOPMENT MANAGER (807)	1	53.7871	9,323.10	111,877.22
CCMG	SYSTEMS DEVELOPMENT MANAGER (807)	2	56.5357	9,799.53	117,594.36
CCMG	SYSTEMS DEVELOPMENT MANAGER (807)	3	59.4243	10,300.20	123,602.44
CCMG	SYSTEMS DEVELOPMENT MANAGER (807)	4	62.4598	10,826.36	129,916.28
CCMG	SYSTEMS DEVELOPMENT MANAGER (807)	5	65.6523	11,379.72	136,556.68
CCMG	SYSTEMS SUPPORT MANAGER (825)	1	59.1658	10,255.40	123,064.76
CCMG	SYSTEMS SUPPORT MANAGER (825)	2	62.1892	10,779.47	129,353.64
CCMG	SYSTEMS SUPPORT MANAGER (825)	3	65.3667	11,330.24	135,962.84
CCMG	SYSTEMS SUPPORT MANAGER (825)	4	68.7058	11,909.00	142,907.96
CCMG	SYSTEMS SUPPORT MANAGER (825)	5	72.2175	12,517.70	150,212.40
CCMG	TECHNICAL SERVICES MANAGER (808)	1	59.1658	10,255.40	123,064.76
CCMG	TECHNICAL SERVICES MANAGER (808)	2	62.1892	10,779.47	129,353.64
CCMG	TECHNICAL SERVICES MANAGER (808)	3	65.3667	11,330.24	135,962.84
CCMG	TECHNICAL SERVICES MANAGER (808)	4	68.7058	11,909.00	142,907.96
CCMG	TECHNICAL SERVICES MANAGER (808)	5	72.2175	12,517.70	150,212.40
CCMG	TRAFFIC ENGINEERING MGR (822)	1	47.4867	8,231.04	98,772.44
CCMG	TRAFFIC ENGINEERING MGR (822)	2	49.9135	8,651.67	103,820.08
CCMG	TRAFFIC ENGINEERING MGR (822)	3	52.4641	9,093.78	109,125.38
CCMG	TRAFFIC ENGINEERING MGR (822)	4	55.1451	9,558.49	114,701.86
CCMG	TRAFFIC ENGINEERING MGR (822)	5	57.9625	10,046.83	120,562.00
CCMG	TRANSIT OPERATIONS ANALYST (704)	1	38.1358	6,610.20	79,322.36
CCMG	TRANSIT OPERATIONS ANALYST (704)	2	40.0848	6,948.02	83,376.28
CCMG	TRANSIT OPERATIONS ANALYST (704)	3	42.1328	7,303.01	87,636.12
CCMG	TRANSIT OPERATIONS ANALYST (704)	4	44.2857	7,676.20	92,114.36
CCMG	TRANSIT OPERATIONS ANALYST (704)	5	46.5482	8,068.36	96,820.36
CCMG	TRANSIT OPERATIONS MANAGER (812)	1	55.4191	9,605.98	115,271.78
CCMG	TRANSIT OPERATIONS MANAGER (812)	2	58.2504	10,096.73	121,160.78
CCMG	TRANSIT OPERATIONS MANAGER (812)	3	61.2263	10,612.55	127,350.60
CCMG	TRANSIT OPERATIONS MANAGER (812)	4	64.3550	11,154.87	133,858.40
CCMG	TRANSIT OPERATIONS MANAGER (812)	5	67.6446	11,725.07	140,700.82
CCMG	TRANSIT PLANNING MANAGER (829)	1	55.4191	9,605.98	115,271.78

**Culver CITY**  
**Salary Schedule**  
**Effective Date 07/01/2021**

**EXHIBIT A**

**Note:** For FIRE job titles, the printed hourly rates are for 40-hour employees. To determine the hourly rates for 56-hour employees, divide the annual rate by 2912. (Titles with two codes in parentheses indicate they are 40-hour & 56-hour positions. The first code is for 40-hr, the second one for 56-hr.)

Group	Title	Step	Hourly Rate	Monthly Rate	Annual Rate
CCMG	TRANSIT PLANNING MANAGER (829)	2	58.2504	10,096.73	121,160.78
CCMG	TRANSIT PLANNING MANAGER (829)	3	61.2263	10,612.55	127,350.60
CCMG	TRANSIT PLANNING MANAGER (829)	4	64.3550	11,154.87	133,858.40
CCMG	TRANSIT PLANNING MANAGER (829)	5	67.6446	11,725.07	140,700.82
CCMG	TRFC ENG ANALYST (723)	1	42.1328	7,303.01	87,636.12
CCMG	TRFC ENG ANALYST (723)	2	44.2857	7,676.20	92,114.36
CCMG	TRFC ENG ANALYST (723)	3	46.5482	8,068.36	96,820.36
CCMG	TRFC ENG ANALYST (723)	4	48.9275	8,480.77	101,769.20
CCMG	TRFC ENG ANALYST (723)	5	51.4277	8,914.14	106,969.72

**Culver CITY**  
**Salary Schedule**  
**Effective Date 07/01/2021**

**EXHIBIT A**

**Note:** For FIRE job titles, the printed hourly rates are for 40-hour employees. To determine the hourly rates for 56-hour employees, divide the annual rate by 2912. (Titles with two codes in parentheses indicate they are 40-hour & 56-hour positions. The first code is for 40-hr, the second one for 56-hr.)

Group	Title	Step	Hourly Rate	Monthly Rate	Annual Rate
CNCL	COUNCIL MEMBER (001)	1	27.9870	485.12	5,821.40



**Culver CITY**  
**Salary Schedule**  
**Effective Date 07/01/2021**

**EXHIBIT A**

**Note:** For FIRE job titles, the printed hourly rates are for 40-hour employees. To determine the hourly rates for 56-hour employees, divide the annual rate by 2912. (Titles with two codes in parentheses indicate they are 40-hour & 56-hour positions. The first code is for 40-hr, the second one for 56-hr.)

Group	Title	Step	Hourly Rate	Monthly Rate	Annual Rate
EXEC	ADMIN SERVICES DIRECTOR (911)	1	84.1041	14,578.05	174,936.58
EXEC	ADMIN SERVICES DIRECTOR (911)	2	88.3997	15,322.62	183,871.48
EXEC	ADMIN SERVICES DIRECTOR (911)	3	92.9176	16,105.72	193,268.66
EXEC	ADMIN SERVICES DIRECTOR (911)	4	97.6647	16,928.56	203,142.68
EXEC	ADMIN SERVICES DIRECTOR (911)	5	102.6572	17,793.92	213,527.08
EXEC	ASSISTANT CITY MANAGER (908)	1	90.7558	15,731.00	188,771.96
EXEC	ASSISTANT CITY MANAGER (908)	2	95.3939	16,534.94	198,419.26
EXEC	ASSISTANT CITY MANAGER (908)	3	100.2676	17,379.72	208,556.66
EXEC	ASSISTANT CITY MANAGER (908)	4	105.3918	18,267.90	219,214.84
EXEC	ASSISTANT CITY MANAGER (908)	5	110.7769	19,201.33	230,415.90
EXEC	ASSTANT TO CITY MANAGER (900)	1	55.9739	9,702.14	116,425.66
EXEC	ASSTANT TO CITY MANAGER (900)	2	58.8343	10,197.94	122,375.24
EXEC	ASSTANT TO CITY MANAGER (900)	3	61.8406	10,719.04	128,628.50
EXEC	ASSTANT TO CITY MANAGER (900)	4	65.0007	11,266.80	135,201.56
EXEC	ASSTANT TO CITY MANAGER (900)	5	68.3217	11,842.44	142,109.24
EXEC	CHIEF FINANCIAL OFFICER (907)	1	87.2194	15,118.03	181,416.30
EXEC	CHIEF FINANCIAL OFFICER (907)	2	91.6769	15,890.66	190,687.90
EXEC	CHIEF FINANCIAL OFFICER (907)	3	96.3605	16,702.49	200,429.84
EXEC	CHIEF FINANCIAL OFFICER (907)	4	101.2854	17,556.13	210,673.58
EXEC	CHIEF FINANCIAL OFFICER (907)	5	106.4610	18,453.24	221,438.88
EXEC	CHIEF INFO OFFICER (905)	1	78.9444	13,683.69	164,204.30
EXEC	CHIEF INFO OFFICER (905)	2	82.9775	14,382.77	172,593.20
EXEC	CHIEF INFO OFFICER (905)	3	87.2194	15,118.03	181,416.30
EXEC	CHIEF INFO OFFICER (905)	4	91.6769	15,890.66	190,687.90
EXEC	CHIEF INFO OFFICER (905)	5	96.3605	16,702.49	200,429.84
EXEC	CHIEF TRANSPORTATION OFFICER (903)	1	78.8944	13,675.03	164,100.30
EXEC	CHIEF TRANSPORTATION OFFICER (903)	2	82.9253	14,373.71	172,484.52
EXEC	CHIEF TRANSPORTATION OFFICER (903)	3	87.1622	15,108.12	181,297.48
EXEC	CHIEF TRANSPORTATION OFFICER (903)	4	91.6160	15,880.11	190,561.28
EXEC	CHIEF TRANSPORTATION OFFICER (903)	5	96.2982	16,691.70	200,300.36
EXEC	CITY ATTORNEY (909)	1	104.2931	18,077.48	216,929.70
EXEC	CITY ATTORNEY (909)	2	109.6223	19,001.19	228,014.28
EXEC	CITY ATTORNEY (909)	3	115.2242	19,972.20	239,666.44
EXEC	CITY ATTORNEY (909)	4	121.1124	20,992.81	251,913.74
EXEC	CITY ATTORNEY (909)	5	127.3012	22,065.55	264,786.60
EXEC	CITY MANAGER (910)	1	113.0342	19,592.60	235,111.24
EXEC	CITY MANAGER (910)	2	118.8088	20,593.52	247,122.20
EXEC	CITY MANAGER (910)	3	124.8808	21,646.00	259,751.96
EXEC	CITY MANAGER (910)	4	131.2627	22,752.21	273,026.52
EXEC	CITY MANAGER (910)	5	137.9699	23,914.78	286,977.34
EXEC	COMMUNITY DEVOPMENT DIRECTOR (904)	1	78.1622	13,548.12	162,577.48

**Culver CITY**  
**Salary Schedule**  
**Effective Date 07/01/2021**

**EXHIBIT A**

**Note:** For FIRE job titles, the printed hourly rates are for 40-hour employees. To determine the hourly rates for 56-hour employees, divide the annual rate by 2912. (Titles with two codes in parentheses indicate they are 40-hour & 56-hour positions. The first code is for 40-hr, the second one for 56-hr.)

Group	Title	Step	Hourly Rate	Monthly Rate	Annual Rate
EXEC	COMMUNITY DEVOPMENT DIRECTOR (904)	2	82.1555	14,240.29	170,883.44
EXEC	COMMUNITY DEVOPMENT DIRECTOR (904)	3	86.3563	14,968.42	179,621.00
EXEC	COMMUNITY DEVOPMENT DIRECTOR (904)	4	90.7689	15,733.27	188,799.26
EXEC	COMMUNITY DEVOPMENT DIRECTOR (904)	5	95.4075	16,537.30	198,447.60
EXEC	HUMAN RESOURCES DIRECTOR (902)	1	78.6019	13,624.33	163,491.90
EXEC	HUMAN RESOURCES DIRECTOR (902)	2	82.6164	14,320.17	171,842.06
EXEC	HUMAN RESOURCES DIRECTOR (902)	3	86.8389	15,052.07	180,624.86
EXEC	HUMAN RESOURCES DIRECTOR (902)	4	91.2753	15,821.04	189,852.52
EXEC	HUMAN RESOURCES DIRECTOR (902)	5	95.9414	16,629.84	199,558.06
EXEC	PRCS DIRECTOR (901)	1	73.2336	12,693.83	152,325.94
EXEC	PRCS DIRECTOR (901)	2	76.9748	13,342.29	160,107.48
EXEC	PRCS DIRECTOR (901)	3	80.9082	14,024.10	168,289.16
EXEC	PRCS DIRECTOR (901)	4	85.0444	14,741.03	176,892.30
EXEC	PRCS DIRECTOR (901)	5	89.3895	15,494.18	185,930.16
EXEC	PUBLIC WORKS DIRECTOR (906)	1	82.9775	14,382.77	172,593.20
EXEC	PUBLIC WORKS DIRECTOR (906)	2	87.2194	15,118.03	181,416.30
EXEC	PUBLIC WORKS DIRECTOR (906)	3	91.6769	15,890.66	190,687.90
EXEC	PUBLIC WORKS DIRECTOR (906)	4	96.3605	16,702.49	200,429.84
EXEC	PUBLIC WORKS DIRECTOR (906)	5	101.2854	17,556.13	210,673.58

**Culver CITY**  
**Salary Schedule**  
**Effective Date 07/01/2021**

**EXHIBIT A**

**Note:** For FIRE job titles, the printed hourly rates are for 40-hour employees. To determine the hourly rates for 56-hour employees, divide the annual rate by 2912. (Titles with two codes in parentheses indicate they are 40-hour & 56-hour positions. The first code is for 40-hr, the second one for 56-hr.)

Group	Title	Step	Hourly Rate	Monthly Rate	Annual Rate
FIRE	FIRE CAPTAIN (504/505)	1	65.0680	11,278.46	135,341.54
FIRE	FIRE ENGINEER (502/503)	1	56.5809	9,807.35	117,688.23
FIRE	FIREFIGHTER (500/501)	0	33.8819	5,872.86	70,474.30
FIRE	FIREFIGHTER (500/501)	1	37.8013	6,552.22	78,626.62
FIRE	FIREFIGHTER (500/501)	2	38.7584	6,718.12	80,617.46
FIRE	FIREFIGHTER (500/501)	3	42.3344	7,337.97	88,055.62
FIRE	FIREFIGHTER (500/501)	4	44.7218	7,751.76	93,021.12
FIRE	FIREFIGHTER (500/501)	5	47.2504	8,190.05	98,280.65
FIRE	FIREFIGHTER (500/501)	6	49.2008	8,528.13	102,337.61

**Culver CITY**  
**Salary Schedule**  
**Effective Date 07/01/2021**

**EXHIBIT A**

**Note:** For FIRE job titles, the printed hourly rates are for 40-hour employees. To determine the hourly rates for 56-hour employees, divide the annual rate by 2912. (Titles with two codes in parentheses indicate they are 40-hour & 56-hour positions. The first code is for 40-hr, the second one for 56-hr.)

Group	Title	Step	Hourly Rate	Monthly Rate	Annual Rate
FMGT	ASST FIRE CHIEF (509)	1	94.1961	16,327.32	195,927.89
FMGT	BATTALION CHIEF (506/507)	1	78.0088	13,521.51	162,258.13
FMGT	FIRE CHIEF (510)	1	109.4090	18,964.23	227,570.74
FMGT	FIRE MARSHAL (508)	1	89.7106	15,549.83	186,597.98

# Culver CITY

## Salary Schedule

### Effective Date 07/01/2021

## EXHIBIT A

**Note:** For FIRE job titles, the printed hourly rates are for 40-hour employees. To determine the hourly rates for 56-hour employees, divide the annual rate by 2912. (Titles with two codes in parentheses indicate they are 40-hour & 56-hour positions. The first code is for 40-hr, the second one for 56-hr.)

Group	Title	Step	Hourly Rate	Monthly Rate	Annual Rate
NBNE	ADMIN INTERN (107)	1	15.6279	0.00	0.00
NBNE	ADMIN INTERN (107)	2	16.4093	0.00	0.00
NBNE	ADMIN INTERN (107)	3	17.2298	0.00	0.00
NBNE	AMBULANCE OPERATOR (116)	1	16.5375	0.00	0.00
NBNE	AMBULANCE OPERATOR (116)	2	17.3644	0.00	0.00
NBNE	AMBULANCE OPERATOR (116)	3	18.2326	0.00	0.00
NBNE	BUS OPERATOR TRAINEE (106)	1	19.1008	0.00	0.00
NBNE	CASHIER PLUNGE (101)	1	14.0464	0.00	0.00
NBNE	CASHIER PLUNGE (101)	2	14.7487	0.00	0.00
NBNE	CASHIER PLUNGE (101)	3	15.4861	0.00	0.00
NBNE	CONTRACT EMPLOYEE (199)	1	20.0000	0.00	0.00
NBNE	CONTRACT EMPLOYEE (199)	2	30.0000	0.00	0.00
NBNE	CONTRACT EMPLOYEE (199)	3	40.0000	0.00	0.00
NBNE	CONTRACT EMPLOYEE (199)	4	50.0000	0.00	0.00
NBNE	CONTRACT EMPLOYEE (199)	5	60.0000	0.00	0.00
NBNE	CONTRACT EMPLOYEE (199)	6	70.0000	0.00	0.00
NBNE	CONTRACT EMPLOYEE (199)	7	80.0000	0.00	0.00
NBNE	CONTRACT EMPLOYEE (199)	8	90.0000	0.00	0.00
NBNE	CONTRACT EMPLOYEE (199)	9	100.0000	0.00	0.00
NBNE	CONTRACT EMPLOYEE (199)	10	110.0000	0.00	0.00
NBNE	CONTRACT EMPLOYEE (199)	11	120.0000	0.00	0.00
NBNE	CONTRACT EMPLOYEE (199)	12	130.0000	0.00	0.00
NBNE	CROSSING GUARD (104)	1	15.2807	0.00	0.00
NBNE	GIS INTERN (111)	1	17.3644	0.00	0.00
NBNE	GIS INTERN (111)	2	18.2326	0.00	0.00
NBNE	GIS INTERN (111)	3	19.1442	0.00	0.00
NBNE	INSTRCTR/PPL/DISABILITIES (115)	1	23.8471	0.00	0.00
NBNE	LIFEGUARD (108)	1	18.1485	0.00	0.00
NBNE	LIFEGUARD (108)	2	18.9987	0.00	0.00
NBNE	LIFEGUARD (108)	3	19.8914	0.00	0.00
NBNE	LIFEGUARD SWIM INSTRUCTOR NB (110)	1	19.6488	0.00	0.00
NBNE	LIFEGUARD SWIM INSTRUCTOR NB (110)	2	20.5740	0.00	0.00
NBNE	LIFEGUARD SWIM INSTRUCTOR NB (110)	3	21.5454	0.00	0.00
NBNE	POOL MANAGER (113)	1	25.4203	0.00	0.00
NBNE	POOL MANAGER (113)	2	26.3405	0.00	0.00
NBNE	POOL MANAGER (113)	3	27.3068	0.00	0.00
NBNE	RECREATION LEADER I (103)	1	14.0464	0.00	0.00
NBNE	RECREATION LEADER I (103)	2	14.7487	0.00	0.00
NBNE	RECREATION LEADER I (103)	3	15.4861	0.00	0.00

**Culver CITY**  
**Salary Schedule**  
**Effective Date 07/01/2021**

**EXHIBIT A**

**Note:** For FIRE job titles, the printed hourly rates are for 40-hour employees. To determine the hourly rates for 56-hour employees, divide the annual rate by 2912. (Titles with two codes in parentheses indicate they are 40-hour & 56-hour positions. The first code is for 40-hr, the second one for 56-hr.)

Group	Title	Step	Hourly Rate	Monthly Rate	Annual Rate
NBNE	RECREATION LEADER II (109)	1	16.6524	0.00	0.00
NBNE	RECREATION LEADER II (109)	2	17.4851	0.00	0.00
NBNE	RECREATION LEADER II (109)	3	18.3593	0.00	0.00
NBNE	RECREATION SPECIALIST (114)	1	21.6291	0.00	0.00
NBNE	RECREATION SPECIALIST (114)	2	22.7106	0.00	0.00
NBNE	RECREATION SPECIALIST (114)	3	23.8461	0.00	0.00
NBNE	SR RECREATION LEADER (112)	1	19.2536	0.00	0.00
NBNE	SR RECREATION LEADER (112)	2	20.2163	0.00	0.00
NBNE	SR RECREATION LEADER (112)	3	21.2271	0.00	0.00
NBNE	STUDENT WORKER I (100)	1	14.0400	0.00	0.00
NBNE	STUDENT WORKER I (100)	2	14.7420	0.00	0.00
NBNE	STUDENT WORKER I (100)	3	15.4791	0.00	0.00
NBNE	STUDENT WORKER II (102)	1	14.7420	0.00	0.00
NBNE	STUDENT WORKER II (102)	2	15.4791	0.00	0.00
NBNE	STUDENT WORKER II (102)	3	16.2530	0.00	0.00
NBNE	STUDENT WORKER III (105)	1	17.0032	0.00	0.00
NBNE	STUDENT WORKER III (105)	2	17.8534	0.00	0.00
NBNE	STUDENT WORKER III (105)	3	18.7460	0.00	0.00

**Culver CITY**  
**Salary Schedule**  
**Effective Date 07/01/2021**

**EXHIBIT A**

**Note:** For FIRE job titles, the printed hourly rates are for 40-hour employees. To determine the hourly rates for 56-hour employees, divide the annual rate by 2912. (Titles with two codes in parentheses indicate they are 40-hour & 56-hour positions. The first code is for 40-hr, the second one for 56-hr.)

Group	Title	Step	Hourly Rate	Monthly Rate	Annual Rate
PMGT	ASSISTANT CHIEF (605)	1	103.3276	17,910.12	214,921.46
PMGT	POLICE CAPTAIN (604)	1	89.4582	15,506.10	186,073.16
PMGT	POLICE CHIEF (606)	1	118.8271	20,596.70	247,160.42
PMGT	POLICE LIEUTENANT (603)	1	71.3687	12,370.58	148,447.00

**Culver CITY**  
**Salary Schedule**  
**Effective Date 07/01/2021**

**EXHIBIT A**

**Note:** For FIRE job titles, the printed hourly rates are for 40-hour employees. To determine the hourly rates for 56-hour employees, divide the annual rate by 2912. (Titles with two codes in parentheses indicate they are 40-hour & 56-hour positions. The first code is for 40-hr, the second one for 56-hr.)

Group	Title	Step	Hourly Rate	Monthly Rate	Annual Rate
POLC	POLICE OFFICER (601)	1	38.9097	6,744.36	80,932.28
POLC	POLICE OFFICER (601)	2	40.0950	6,949.80	83,397.60
POLC	POLICE OFFICER (601)	3	42.9441	7,443.65	89,323.78
POLC	POLICE OFFICER (601)	4	44.0265	7,631.26	91,575.12
POLC	POLICE OFFICER (601)	5	45.3555	7,861.62	94,339.44
POLC	POLICE OFFICER (601)	6	46.8631	8,122.94	97,475.30
POLC	POLICE OFFICER (601)	7	48.2936	8,370.90	100,450.74
POLC	POLICE OFFICER (601)	8	49.5131	8,582.28	102,987.30
POLC	POLICE OFFICER (601)	9	50.8710	8,817.64	105,811.68
POLC	POLICE SERGEANT (602)	1	58.5946	10,156.40	121,876.82



**Culver CITY**  
**Salary Schedule**  
**Effective Date 07/01/2021**

**EXHIBIT A**

**Note:** For FIRE job titles, the printed hourly rates are for 40-hour employees. To determine the hourly rates for 56-hour employees, divide the annual rate by 2912. (Titles with two codes in parentheses indicate they are 40-hour & 56-hour positions. The first code is for 40-hr, the second one for 56-hr.)

Group	Title	Step	Hourly Rate	Monthly Rate	Annual Rate
POLR	POLICE RECRUIT (600)	1	38.9097	6,744.36	80,932.28

**RESOLUTION NO. 2021-R 090**

A RESOLUTION OF THE CITY COUNCIL OF THE CITY OF  
CULVER CITY, CALIFORNIA, APPROVING AND  
ADOPTING A MASTER MEMORANDUM OF  
UNDERSTANDING AND RELATED CLASSIFICATION AND  
SALARY PLAN WITH THE CULVER CITY EMPLOYEES  
ASSOCIATION

WHEREAS, the Culver City Employees Association employee representatives and  
City representatives have met and conferred and executed a Master Memorandum of  
Understanding.

NOW, THEREFORE, the City Council of the City of Culver City, DOES  
RESOLVE as follows:

1. The Master Memorandum of Understanding, a copy of which is  
attached hereto as Exhibit A and made a part hereof, is hereby approved for the period July  
1, 2021 through June 30, 2023.

2. The Classification and Salary Plan, attached hereto as Exhibit B and  
incorporated herein by this reference, is hereby adopted effective July 1, 2021 and shall  
supersede and replace all previously adopted salary plans for all members of the Culver  
City Employee Association.

///

///

///

///


///

///

1  
2  
3  
4  
5  
6  
7  
8  
9  
10  
11  
12  
13  
14  
15  
16  
17  
18  
19  
20  
21  
22  
23  
24  
25  
26  
27  
28

3. The City Manager and Chief Financial Officer are hereby authorized to adjust the budget and records of employees necessary to pay the salaries and costs related to the terms of the approved Master Memorandum of Understanding.

APPROVED and ADOPTED this 27<sup>th</sup> day of September 2021.

  
\_\_\_\_\_  
ALEX FISCH Mayor  
City of Culver City, California

ATTEST:

APPROVED AS TO FORM:

  
\_\_\_\_\_  
JEREMY GREEN  
City Clerk

  
\_\_\_\_\_  
*for* CAROLA. SCHWAB  
City Attorney

A21-00151

**EXHIBIT A**

**MAJOR MEMORANDUM ORDER TABLE**


**BETWEEN**

**CITY OF CULVER AND CITY**

**AND**

**CULVER CITY MILITARY ASSOCIATION**

*July 1, 2021 through June 30, 2023*



**M M O R A M O D R T A D I  
B T W  
I T O L R I T A L I O R I A  
A D  
T C U L V E R C I T Y E M P L O Y E E S ' A S S O C I A T I O N ( C C E A )**

**ARTICLE 0**

**M L O A D M L O R R I T**

**I ARTICLE TO THE M M O R A M O D R T A D I**

MOU of Understanding, hereinafter called the "MOU" is made by and between the City of Culver, Indiana, hereinafter called "City" and The Culver City Employees' Association, hereinafter called "CCEA" representing the employees of the City of Culver, Indiana, hereinafter called "Employees". The purpose of this Agreement is to provide for the orderly and harmonious working relationship between the City and the Employees. The City and the Employees agree to the following terms and conditions of employment:

**II REVISIONS**

**A ALL-TIME GENERAL RETIREMENT LAO LID MLO**

This Agreement represents the MOU between the City of Culver, Indiana and the Culver City Employees' Association, hereinafter called "CCEA," General Service Employees" or "Employees."

**B RETIREMENT ART-TIME RETIREMENT LAO LID MLO**

This Agreement represents the MOU between the City of Culver, Indiana and the Culver City Employees' Association, hereinafter called "CCEA," General Service Employees" or "Employees."

ARTICLE TO THE M M O R A M O D R T A D I  
M L O A D M L O R R I T  
4

any employee who is employed by the City of San Francisco shall be deemed to be an employee of the City of San Francisco for purposes of the provisions of this article.

- This recognition does not change the “at-will” status of any RPT or employee.
  - Do not have any rights as set forth in the City’s Civil Service Regulations
  - Do not have any rights as set forth in the City’s Civil Service Regulations or any other law, ordinance, or contract that may apply to any employee.

III BARBERSHILL CITY AGREEMENT

Any employee who is employed by the City of San Francisco shall be deemed to be an employee of the City of San Francisco for purposes of the provisions of this article.

I TEMPORARY FULL-TIME BARBERSHILL CITY EMPLOYEES

A GENERAL PROVISIONS

- Any employee who is employed by the City of San Francisco shall be deemed to be an employee of the City of San Francisco for purposes of the provisions of this article.
  - Any employee who is employed by the City of San Francisco shall be deemed to be an employee of the City of San Francisco for purposes of the provisions of this article.
  - Any employee who is employed by the City of San Francisco shall be deemed to be an employee of the City of San Francisco for purposes of the provisions of this article.

Any employee who is employed by the City of San Francisco shall be deemed to be an employee of the City of San Francisco for purposes of the provisions of this article.

**B. LIMITATION**

- 1. [REDACTED] shall not be liable for any damages, including reasonable attorneys' fees, incurred by [REDACTED] or its affiliates, officers, directors, employees, agents, or representatives in connection with the enforcement of this Agreement.
- 2. [REDACTED] shall not be liable for any damages, including reasonable attorneys' fees, incurred by [REDACTED] or its affiliates, officers, directors, employees, agents, or representatives in connection with the enforcement of this Agreement, except for:
  - [REDACTED]
  - [REDACTED]
  - [REDACTED]
- 3. [REDACTED] shall not be liable for any damages, including reasonable attorneys' fees, incurred by [REDACTED] or its affiliates, officers, directors, employees, agents, or representatives in connection with the enforcement of this Agreement.
- 4. [REDACTED]

**C. NO DISCRIMINATION**

**A. POLICY**

[REDACTED] shall not discriminate in its employment practices on the basis of race, ethnicity, sex, religion, age, disability, or any other protected characteristic. [REDACTED] shall not discriminate in its employment practices on the basis of race, ethnicity, sex, religion, age, disability, or any other protected characteristic. [REDACTED] shall not discriminate in its employment practices on the basis of race, ethnicity, sex, religion, age, disability, or any other protected characteristic. [REDACTED] shall not discriminate in its employment practices on the basis of race, ethnicity, sex, religion, age, disability, or any other protected characteristic.

**B. NO AFFECT NOT TO DISCRIMINATION**

[REDACTED] shall not discriminate in its employment practices on the basis of race, ethnicity, sex, religion, age, disability, or any other protected characteristic. [REDACTED] shall not discriminate in its employment practices on the basis of race, ethnicity, sex, religion, age, disability, or any other protected characteristic. [REDACTED] shall not discriminate in its employment practices on the basis of race, ethnicity, sex, religion, age, disability, or any other protected characteristic.

**I. Maintenance of Member's Fund Deduction Agreement**

As soon as the member's fund deduction agreement is received by the member, the member shall be deemed to have agreed to the terms of the CCEA's fund deduction agreement.

The member's fund deduction agreement shall be deemed to be the member's agreement to the CCEA's fund deduction agreement. The member's fund deduction agreement shall be deemed to be the member's agreement to the CCEA's fund deduction agreement. The member's fund deduction agreement shall be deemed to be the member's agreement to the CCEA's fund deduction agreement.

As soon as the member's fund deduction agreement is received by the member, the member shall be deemed to have agreed to the terms of the CCEA's fund deduction agreement. The member's fund deduction agreement shall be deemed to be the member's agreement to the CCEA's fund deduction agreement. The member's fund deduction agreement shall be deemed to be the member's agreement to the CCEA's fund deduction agreement.

**II. INDUCTION**

The CCEA shall be deemed to have agreed to the terms of the member's fund deduction agreement. The member's fund deduction agreement shall be deemed to be the member's agreement to the CCEA's fund deduction agreement. The member's fund deduction agreement shall be deemed to be the member's agreement to the CCEA's fund deduction agreement.

**III. RIGHT**

**A. MEMBER'S RIGHT**

The member's fund deduction agreement shall be deemed to be the member's agreement to the CCEA's fund deduction agreement. The member's fund deduction agreement shall be deemed to be the member's agreement to the CCEA's fund deduction agreement. The member's fund deduction agreement shall be deemed to be the member's agreement to the CCEA's fund deduction agreement.

The member's fund deduction agreement shall be deemed to be the member's agreement to the CCEA's fund deduction agreement. The member's fund deduction agreement shall be deemed to be the member's agreement to the CCEA's fund deduction agreement. The member's fund deduction agreement shall be deemed to be the member's agreement to the CCEA's fund deduction agreement.

The member's fund deduction agreement shall be deemed to be the member's agreement to the CCEA's fund deduction agreement. The member's fund deduction agreement shall be deemed to be the member's agreement to the CCEA's fund deduction agreement. The member's fund deduction agreement shall be deemed to be the member's agreement to the CCEA's fund deduction agreement.



**B. IT RIT**

000 000 r000r000 000 r000 00 0 000 000 0000d000r0 0000000 00 00 0000r0 00000 0r0 0000000000 00 0 00000000000000d 0d0 00000r 000 0000 000r000000 0000d00000000000000000 00d 000

00 D000r0 0000 000 0 000000 00 000 0 0000 0000000000 d000r00 00000 0000 0 0000000 00d 0000r00

00 000000 0000d0rd0 0000r00000

00 D000r0 0000 000 0r000d0r00 00d 0000d0rd0 00 00000000 0r 00 00000 000 00d 0r00 0000000 d0r000000 00 00000000 00d 000000 d0000000r0 0000000

40 R0000000 00 0000000 0r00 d000 00000000 000000 0000r0 0r 0000r 000000 000 r00000000 0 000000000 000 000000000 00 00000000 0000r00 000000 0000r0000000

00 D000r0 0000 000 0 0000d00 0 00000 00d 00r0000000 00 00000 0000r00 00000000r000000 0r0 00 000d0000d0

00 D000r0 0000 00000000000000 00000000000000

00 000000 000 00000000r0 0000000 00 00r00 000 000 0000 0 000000 00 00 0r000000000

00 0000r00000 0000r0000d d000r00000 000r 000 0000 0r000000000 00d 000 00000000000 0000r00r0 000 00 0r000

00 R00000000 000 000 000000000000 00000d 0000r 0r000r00 00000 0 0000

000 0000000000000 000r000 0r d00000000 00 000r0000000 d000r00 00000 0000 0 0000000 0r 0000r00

000 D000r0 0000 000 0 0r0 00 00 0000r0000d 0000

000 D000r0 0000 000 000 0000 00000000 0000000 000d0d 0r 0000000d 00 0 00r00000r 00000000 0r 0r00 000000000

000 00000000000 00d 0 d000000 00 0000000 00000000 00000000

40 000000000000 00000000 00d0r 0 d000000 0r0 0000d0000 0r 00 0000000000d

These provisions shall not apply to any contract entered into by the State of Michigan after the effective date of this act.

**IMMATERIAL MATRIAL**

These provisions shall not apply to any contract entered into by the State of Michigan after the effective date of this act.

**AID TIME OR ARRANGEMENTS**

**A. RELATIVE TIME**

These provisions shall not apply to any contract entered into by the State of Michigan after the effective date of this act.

These provisions shall not apply to any contract entered into by the State of Michigan after the effective date of this act.

These provisions shall not apply to any contract entered into by the State of Michigan after the effective date of this act.

These provisions shall not apply to any contract entered into by the State of Michigan after the effective date of this act.

**B. RELATIVE TIME OF OPERATION**

These provisions shall not apply to any contract entered into by the State of Michigan after the effective date of this act.

**OTHER RELATED**

These provisions shall not apply to any contract entered into by the State of Michigan after the effective date of this act.

These provisions shall not apply to any contract entered into by the State of Michigan after the effective date of this act.

**D. GENERAL MEMBER MATRIAL**

Article 1. The Board of Directors shall have the authority to determine the amount of the annual budget and to allocate the same among the various departments of the Corporation. The Board shall also have the authority to determine the amount of the annual dividend to be paid to the stockholders of the Corporation.

ARTICLE TWO OR B. INVESTMENT

Article 2. The Board of Directors shall have the authority to invest the funds of the Corporation in any and all securities, real estate, or other property, and to determine the amount of such investments, and to sell, lease, or otherwise dispose of any and all such investments.

The Board shall have the authority to invest the funds of the Corporation in any and all securities, real estate, or other property, and to determine the amount of such investments, and to sell, lease, or otherwise dispose of any and all such investments, at the supervisor's discretion.

Article 3. The Board of Directors shall have the authority to determine the amount of the annual dividend to be paid to the stockholders of the Corporation.

4. Article 4. The Board of Directors shall have the authority to determine the amount of the annual dividend to be paid to the stockholders of the Corporation.

The Board shall have the authority to invest the funds of the Corporation in any and all securities, real estate, or other property, and to determine the amount of such investments, and to sell, lease, or otherwise dispose of any and all such investments.

The Board shall have the authority to invest the funds of the Corporation in any and all securities, real estate, or other property, and to determine the amount of such investments, and to sell, lease, or otherwise dispose of any and all such investments.

The Board shall have the authority to invest the funds of the Corporation in any and all securities, real estate, or other property, and to determine the amount of such investments, and to sell, lease, or otherwise dispose of any and all such investments.

ARTICLE TWO

ALARI AND COMMISSION

I ALARI

Section 1. The City Council shall have the authority to create, amend, and repeal the Charter of the City of [City Name].

Section 2. The City Council shall have the authority to create, amend, and repeal the Charter of the City of [City Name] in Appendix "A," as may be amended.

It is City Council's intent to create, amend, and repeal the Charter of the City of [City Name] in Appendix "A," as may be amended.

II LOCAL TAXES, MOBILE AND AD VALOR

Section 1. The City Council shall have the authority to create, amend, and repeal the Charter of the City of [City Name].

Section 2. The City Council shall have the authority to create, amend, and repeal the Charter of the City of [City Name].

Section 3. The City Council shall have the authority to create, amend, and repeal the Charter of the City of [City Name].

III RESOURCES OF AKA

Section 1. The City Council shall have the authority to create, amend, and repeal the Charter of the City of [City Name].

I POLITICAL DISFRANCHISEMENT

A POLITICAL DISFRANCHISEMENT LAW

Section 1. The City Council shall have the authority to create, amend, and repeal the Charter of the City of [City Name].

Section 2. The City Council shall have the authority to create, amend, and repeal the Charter of the City of [City Name].

§ 2.01 The donor hereby gives and irrevocably assigns to the donee the sum of \$400,000 (Four Hundred Thousand Dollars) to be used for the purposes set forth in the Recited Declaration.

**SECTION 2.02: CONTRIBUTION TO DEFERRED COMPENSATION PROGRAMS**

§ 2.02(a) This contribution is being made to the donee's deferred compensation program as provided in the applicable plan document. The donee hereby acknowledges that the contribution is being made to the donee's deferred compensation program and that the donee is responsible for the proper administration of the program.

§ 2.02(b) The donee shall be responsible for the proper administration of the program and shall provide the donee with the necessary information to allow the donee to properly administer the program.

§ 2.02(c) The donee shall be responsible for the proper administration of the program and shall provide the donee with the necessary information to allow the donee to properly administer the program.

**SECTION 2.03: OPERATION OF FOLIO ACCOUNTS**

§ 2.03(a) The donee shall be responsible for the proper administration of the program and shall provide the donee with the necessary information to allow the donee to properly administer the program.

§ 2.03(b) The donee shall be responsible for the proper administration of the program and shall provide the donee with the necessary information to allow the donee to properly administer the program.

**SECTION 2.04: ASSIGNMENT OF CONTRIBUTION**

§ 2.04(a) The donee shall be responsible for the proper administration of the program and shall provide the donee with the necessary information to allow the donee to properly administer the program.

§ 2.04(b) The donee shall be responsible for the proper administration of the program and shall provide the donee with the necessary information to allow the donee to properly administer the program.

**LIMITATION**

§ 2.05 The donee shall be responsible for the proper administration of the program and shall provide the donee with the necessary information to allow the donee to properly administer the program.

and shall be deemed to be a permanent position unless otherwise specified.

The employee shall be deemed to be a permanent position unless otherwise specified. The employee shall be deemed to be a permanent position unless otherwise specified.

**ARTICLE A**

**ARTICLE A**

A permanent position shall be deemed to be a permanent position unless otherwise specified. The employee shall be deemed to be a permanent position unless otherwise specified.

The employee shall be deemed to be a permanent position unless otherwise specified.

The employee's department shall be deemed to be a permanent position unless otherwise specified.

4. The employee shall be deemed to be a permanent position unless otherwise specified.

**ARTICLE B**

- A permanent position shall be deemed to be a permanent position unless otherwise specified.
- the employee's permanent position, or Step 1 of the permanent position.
- The employee shall be deemed to be a permanent position unless otherwise specified.

- Director shall have the authority to appoint or remove any member of the Board of Directors.
- The Board of Directors shall have the authority to appoint or remove any member of the Board of Directors.

A. The Board of Directors shall have the authority to appoint or remove any member of the Board of Directors.

4. The Board of Directors shall have the authority to appoint or remove any member of the Board of Directors.

The Board of Directors shall have the authority to appoint or remove any member of the Board of Directors.

**LIMITATION**

The Board of Directors shall have the authority to appoint or remove any member of the Board of Directors.

A. The Board of Directors shall have the authority to appoint or remove any member of the Board of Directors.

**ADDITIONAL INFORMATION**

**ARTICLE**

An employee's regular classification when operational conditions require the employee to perform duties outside of their regular classification.

The Board of Directors shall have the authority to appoint or remove any member of the Board of Directors.

The Board of Directors shall have the authority to appoint or remove any member of the Board of Directors.





**II. TRANSLATOR PROGRAM**

**A. REVISIONS**

- The Translator shall have the right to request the Client to provide additional information or clarification in order to complete the translation of the documents. The Client shall provide such information or clarification within the time frame specified by the Translator.
- The Translator shall be responsible for the accuracy of the translation. The Client shall be responsible for the accuracy of the original documents.

**B. ALLOCATION**

- The Translator shall be responsible for the allocation of the translation fees. The Client shall be responsible for the payment of the translation fees.
- The Translator shall be responsible for the allocation of the translation fees. The Client shall be responsible for the payment of the translation fees.

**□□ COMMENTS**

The Translator shall be responsible for the allocation of the translation fees. The Client shall be responsible for the payment of the translation fees.

The Translator shall be responsible for the allocation of the translation fees. The Client shall be responsible for the payment of the translation fees.

The Translator shall be responsible for the allocation of the translation fees. The Client shall be responsible for the payment of the translation fees.

The Translator shall be responsible for the allocation of the translation fees. The Client shall be responsible for the payment of the translation fees.

D. LIMITATIONS

A. [Redacted] shall not be deemed to constitute an admission of liability or an acknowledgment of fault or an agreement to indemnify or hold harmless the [Redacted] for any and all claims, damages, costs, expenses, losses, and attorney's fees that may be incurred by the [Redacted] in connection with or arising out of the [Redacted].

[Redacted] shall not be deemed to constitute an admission of liability or an acknowledgment of fault or an agreement to indemnify or hold harmless the [Redacted] for any and all claims, damages, costs, expenses, losses, and attorney's fees that may be incurred by the [Redacted] in connection with or arising out of the [Redacted].

A. [Redacted] shall not be deemed to constitute an admission of liability or an acknowledgment of fault or an agreement to indemnify or hold harmless the [Redacted] for any and all claims, damages, costs, expenses, losses, and attorney's fees that may be incurred by the [Redacted] in connection with or arising out of the [Redacted].

III. ENTIRETY OF AGREEMENT

A. REVISIONS

[Redacted] shall not be deemed to constitute an admission of liability or an acknowledgment of fault or an agreement to indemnify or hold harmless the [Redacted] for any and all claims, damages, costs, expenses, losses, and attorney's fees that may be incurred by the [Redacted] in connection with or arising out of the [Redacted].

B. COMPLETION

[Redacted] shall not be deemed to constitute an admission of liability or an acknowledgment of fault or an agreement to indemnify or hold harmless the [Redacted] for any and all claims, damages, costs, expenses, losses, and attorney's fees that may be incurred by the [Redacted] in connection with or arising out of the [Redacted].

- [Redacted]
- [Redacted]
- [Redacted]

[Redacted] shall not be deemed to constitute an admission of liability or an acknowledgment of fault or an agreement to indemnify or hold harmless the [Redacted] for any and all claims, damages, costs, expenses, losses, and attorney's fees that may be incurred by the [Redacted] in connection with or arising out of the [Redacted].

SECTION 1.01. ILLEGAL ALIENATION

A. PURPOSE

The purpose of this Section is to ensure that the Company's operations are conducted in a manner that is consistent with applicable laws and regulations, and to ensure that the Company's operations are conducted in a manner that is consistent with the public interest.

B. COMPLIANCE

The Company shall ensure that its operations are conducted in a manner that is consistent with applicable laws and regulations, and that the Company's operations are conducted in a manner that is consistent with the public interest.

- Appointing a compliance officer
- Appointing a compliance committee
- Implementing a compliance program

The Company shall ensure that its operations are conducted in a manner that is consistent with applicable laws and regulations, and that the Company's operations are conducted in a manner that is consistent with the public interest.

SECTION 1.02. LIMITATIONS

The Company shall ensure that its operations are conducted in a manner that is consistent with applicable laws and regulations, and that the Company's operations are conducted in a manner that is consistent with the public interest.

SECTION 2.01. AMERICAN INSTITUTIONAL INVESTMENT

A. PURPOSE

The purpose of this Section is to ensure that the Company's operations are conducted in a manner that is consistent with applicable laws and regulations, and to ensure that the Company's operations are conducted in a manner that is consistent with the public interest.

B. COMPLIANCE

The Company shall ensure that its operations are conducted in a manner that is consistent with applicable laws and regulations, and that the Company's operations are conducted in a manner that is consistent with the public interest.

- Appointing a compliance officer
- Appointing a compliance committee
- Implementing a compliance program

**SECTION 1. TITLE AND SHORT TITLE**

**A. PURPOSE**

The purpose of the Joint Development Agreement is to provide for the development and construction of the project and to provide for the sharing of the benefits of the project.

- The purpose of the Agreement is to provide for the development and construction of the project.
- The purpose of the Agreement is to provide for the sharing of the benefits of the project.

**B. DEFINITIONS**

The following definitions shall apply to the Agreement: "Project" means the development and construction of the project; "Parties" means the parties to the Agreement; "Agreement" means this Joint Development Agreement.

- The following definitions shall apply to the Agreement.
- The purpose of the Agreement is to provide for the development and construction of the project.

**LIMITATION**

The Joint Development Agreement shall be subject to the following limitations: the project shall be developed and constructed in accordance with the applicable laws and regulations.

**SECTION 2. CONTROL AND/OR AS**

**A. PURPOSE**

The purpose of the Agreement is to provide for the development and construction of the project and to provide for the sharing of the benefits of the project.

**B. DEFINITIONS**

The following definitions shall apply to the Agreement: "Project" means the development and construction of the project; "Parties" means the parties to the Agreement; "Agreement" means this Joint Development Agreement.

The purpose of the Agreement is to provide for the development and construction of the project and to provide for the sharing of the benefits of the project.



and the Board of Directors shall have the authority to enter into any agreement with the City of Memphis for the purpose of this Article.

**B. COMMITMENT**

The Board of Directors shall have the authority to enter into any agreement with the City of Memphis for the purpose of this Article.

The Board of Directors shall have the authority to enter into any agreement with the City of Memphis for the purpose of this Article.

**ARTICLE THREE. REVISIONS TO THE CHARTER**

**A. REVISIONS**

The Board of Directors shall have the authority to enter into any agreement with the City of Memphis for the purpose of this Article.

**B. COMMITMENT**

The Board of Directors shall have the authority to enter into any agreement with the City of Memphis for the purpose of this Article.

- The Board of Directors shall have the authority to enter into any agreement with the City of Memphis for the purpose of this Article.
- The Board of Directors shall have the authority to enter into any agreement with the City of Memphis for the purpose of this Article.
- The Board of Directors shall have the authority to enter into any agreement with the City of Memphis for the purpose of this Article.
- The Board of Directors shall have the authority to enter into any agreement with the City of Memphis for the purpose of this Article.
- The Board of Directors shall have the authority to enter into any agreement with the City of Memphis for the purpose of this Article.

The Board of Directors shall have the authority to enter into any agreement with the City of Memphis for the purpose of this Article.



§ 202.10. The Department shall have the authority to promulgate and amend rules and regulations necessary to carry out the purposes of this article. The Department shall also have the authority to promulgate and amend rules and regulations necessary to carry out the purposes of this article. The Department shall also have the authority to promulgate and amend rules and regulations necessary to carry out the purposes of this article.

§ 202.11. The Department shall have the authority to promulgate and amend rules and regulations necessary to carry out the purposes of this article. The Department shall also have the authority to promulgate and amend rules and regulations necessary to carry out the purposes of this article.

**§ 203. LA. MOTOR VEHICLE DRIVER'S LICENSE**

§ 203.1. The Department shall have the authority to promulgate and amend rules and regulations necessary to carry out the purposes of this article. The Department shall also have the authority to promulgate and amend rules and regulations necessary to carry out the purposes of this article.

**§ 204. DRIVER'S LICENSE TANK ENDORSEMENT**

§ 204.1. The Department shall have the authority to promulgate and amend rules and regulations necessary to carry out the purposes of this article. The Department shall also have the authority to promulgate and amend rules and regulations necessary to carry out the purposes of this article.

**§ 205. LA. ROAD MOTOR LICENSE**

§ 205.1. The Department shall have the authority to promulgate and amend rules and regulations necessary to carry out the purposes of this article. The Department shall also have the authority to promulgate and amend rules and regulations necessary to carry out the purposes of this article.

§ 205.2. The Department shall have the authority to promulgate and amend rules and regulations necessary to carry out the purposes of this article. The Department shall also have the authority to promulgate and amend rules and regulations necessary to carry out the purposes of this article.

**§ 206. DEFINITIONS**

A. **ROAD**



\_\_\_\_\_ shall be the \_\_\_\_\_ of \_\_\_\_\_

- \_\_\_\_\_ M\_\_\_\_\_ \_\_\_\_\_ \_\_\_\_\_ \_\_\_\_\_ \_\_\_\_\_ \_\_\_\_\_
- \_\_\_\_\_ \_\_\_\_\_ \_\_\_\_\_ \_\_\_\_\_ \_\_\_\_\_ \_\_\_\_\_
- \_\_\_\_\_ \_\_\_\_\_ \_\_\_\_\_ \_\_\_\_\_ \_\_\_\_\_ \_\_\_\_\_ \_\_\_\_\_ \_\_\_\_\_ \_\_\_\_\_ \_\_\_\_\_
- \_\_\_\_\_ \_\_\_\_\_ \_\_\_\_\_ \_\_\_\_\_ \_\_\_\_\_ \_\_\_\_\_ \_\_\_\_\_ \_\_\_\_\_ \_\_\_\_\_ \_\_\_\_\_

**B. INFORMATION**

\_\_\_\_\_ shall be the \_\_\_\_\_ of \_\_\_\_\_ \_\_\_\_\_ \_\_\_\_\_ \_\_\_\_\_ \_\_\_\_\_ \_\_\_\_\_ \_\_\_\_\_ \_\_\_\_\_ \_\_\_\_\_ \_\_\_\_\_

<b>Accredited Degree</b>	<b>Bi-weekly Amount</b>
A _____	4 _____
MA _____	_____

\_\_\_\_\_ shall be the \_\_\_\_\_ of \_\_\_\_\_ \_\_\_\_\_ \_\_\_\_\_ \_\_\_\_\_ \_\_\_\_\_ \_\_\_\_\_ \_\_\_\_\_ \_\_\_\_\_ \_\_\_\_\_ \_\_\_\_\_

**A. ACCREDITED COLLEGE DEGREE**

\_\_\_\_\_ shall be the \_\_\_\_\_ of \_\_\_\_\_ \_\_\_\_\_ \_\_\_\_\_ \_\_\_\_\_ \_\_\_\_\_ \_\_\_\_\_ \_\_\_\_\_ \_\_\_\_\_ \_\_\_\_\_ \_\_\_\_\_

\_\_\_\_\_ shall be the \_\_\_\_\_ of \_\_\_\_\_ \_\_\_\_\_ \_\_\_\_\_ \_\_\_\_\_ \_\_\_\_\_ \_\_\_\_\_ \_\_\_\_\_ \_\_\_\_\_ \_\_\_\_\_ \_\_\_\_\_

**III. TRAINING ASSISTANT A.**

**A. REQUIREMENTS**

\_\_\_\_\_ shall be the \_\_\_\_\_ of \_\_\_\_\_ \_\_\_\_\_ \_\_\_\_\_ \_\_\_\_\_ \_\_\_\_\_ \_\_\_\_\_ \_\_\_\_\_ \_\_\_\_\_ \_\_\_\_\_ \_\_\_\_\_

**B. LIABILITY TO RECEIVE TRAINING ASSISTANT A.**

Employee shall be responsible for obtaining and maintaining a valid Commercial Driver's License (CDL) for the duration of their employment. The employee shall be responsible for all costs associated with obtaining and maintaining the CDL, including but not limited to the cost of the license, testing fees, and any required training or education.

The employee shall be responsible for obtaining a commercial driver's license (CDL) for the duration of their employment. The employee shall be responsible for all costs associated with obtaining and maintaining the CDL, including but not limited to the cost of the license, testing fees, and any required training or education. The employee shall also be responsible for any other costs associated with the CDL, such as the cost of a commercial vehicle or the cost of a commercial driver's license endorsement.

**RESPONSIBILITY FOR TRAINING AND MAINTENANCE**

Employee shall be responsible for obtaining and maintaining a valid Commercial Driver's License (CDL) for the duration of their employment. The employee shall be responsible for all costs associated with obtaining and maintaining the CDL, including but not limited to the cost of the license, testing fees, and any required training or education.

- Obtain and maintain a valid Commercial Driver's License (CDL) for the duration of their employment.
- Obtain and maintain a valid Commercial Driver's License (CDL) for the duration of their employment.
- Evaluate employee's job performance, and
- Make recommendations regarding the employee's job performance.

**LIABILITY FOR TRAINING AND MAINTENANCE**

Employee shall be responsible for obtaining and maintaining a valid Commercial Driver's License (CDL) for the duration of their employment. The employee shall be responsible for all costs associated with obtaining and maintaining the CDL, including but not limited to the cost of the license, testing fees, and any required training or education.

- Obtain and maintain a valid Commercial Driver's License (CDL) for the duration of their employment.
- Obtain and maintain a valid Commercial Driver's License (CDL) for the duration of their employment.
- Obtain and maintain a valid Commercial Driver's License (CDL) for the duration of their employment.
- Obtain and maintain a valid Commercial Driver's License (CDL) for the duration of their employment.

**COMPARISON**

Employee shall be responsible for obtaining and maintaining a valid Commercial Driver's License (CDL) for the duration of their employment. The employee shall be responsible for all costs associated with obtaining and maintaining the CDL, including but not limited to the cost of the license, testing fees, and any required training or education.

Employee shall be responsible for obtaining and maintaining a valid Commercial Driver's License (CDL) for the duration of their employment. The employee shall be responsible for all costs associated with obtaining and maintaining the CDL, including but not limited to the cost of the license, testing fees, and any required training or education.

**LIMITATION**

Contractor shall not be responsible for any delay or cost overruns caused by the Contractor's failure to obtain necessary permits or approvals in a timely manner.

The Contractor shall be responsible for obtaining all necessary permits and approvals for the work to be performed.

Contractor shall not be responsible for any delay or cost overruns caused by the Contractor's failure to obtain necessary permits or approvals in a timely manner.

**III. B. OPERATOR - AUTOMATIC**

**A. SCOPE**

The Contractor shall be responsible for obtaining all necessary permits and approvals for the work to be performed.

**B. COMPLETION**

The Contractor shall be responsible for obtaining all necessary permits and approvals for the work to be performed.

The Contractor shall be responsible for obtaining all necessary permits and approvals for the work to be performed.

**IV. AUTOMATIC DIARRHEAL A**

**A. SCOPE**

The Contractor shall be responsible for obtaining all necessary permits and approvals for the work to be performed.

**B. COMPLETION**

The Contractor shall be responsible for obtaining all necessary permits and approvals for the work to be performed.

**ARTICLE TWO**

- Employees shall be entitled to participate in the bargaining unit established under this agreement.
- A grievance procedure shall be established for the resolution of disputes over the interpretation and application of this agreement.

Employees shall be represented by the bargaining unit established under this agreement. The bargaining unit shall be defined as all employees of the Employer who are employed in the same job classification and are not excluded from the bargaining unit under applicable law.

**LIMITATION**

The Employer shall be liable for the actions of its employees acting within the scope of their employment. The Employer shall be liable for the actions of its employees acting within the scope of their employment.

The Employer shall be liable for the actions of its employees acting within the scope of their employment. The Employer shall be liable for the actions of its employees acting within the scope of their employment.

- Employees shall be entitled to participate in the bargaining unit established under this agreement.
- A grievance procedure shall be established for the resolution of disputes over the interpretation and application of this agreement.

- 4.
- Employees shall be entitled to participate in the bargaining unit established under this agreement.
  - A grievance procedure shall be established for the resolution of disputes over the interpretation and application of this agreement.

**LIMITATION OF LIABILITY – BARGAINING UNIT**

**A. SCOPE**

The Employer shall be liable for the actions of its employees acting within the scope of their employment. The Employer shall be liable for the actions of its employees acting within the scope of their employment.

**B. DEFINITION**

A grievance procedure shall be established for the resolution of disputes over the interpretation and application of this agreement. The grievance procedure shall be established for the resolution of disputes over the interpretation and application of this agreement.

COMMITMENT

The Contractor shall be bound by the terms and conditions of the contract and shall be held liable for any breach of the same.

LIMITATION

The Contractor shall be held liable for any breach of the contract and shall be held liable for any breach of the same.

TERMINATION OR KILL A

The Contractor shall be held liable for any breach of the contract and shall be held liable for any breach of the same.

- The Contractor shall be held liable for any breach of the contract and shall be held liable for any breach of the same.
- The Contractor shall be held liable for any breach of the contract and shall be held liable for any breach of the same.
- The Contractor shall be held liable for any breach of the contract and shall be held liable for any breach of the same.
- The Contractor shall be held liable for any breach of the contract and shall be held liable for any breach of the same.

The Contractor shall be held liable for any breach of the contract and shall be held liable for any breach of the same.

- The Contractor shall be held liable for any breach of the contract and shall be held liable for any breach of the same.
- The Contractor shall be held liable for any breach of the contract and shall be held liable for any breach of the same.
- The Contractor shall be held liable for any breach of the contract and shall be held liable for any breach of the same.
- The Contractor shall be held liable for any breach of the contract and shall be held liable for any breach of the same.

TERMINATION OR KILL A

The Contractor shall be held liable for any breach of the contract and shall be held liable for any breach of the same.

- The Contractor shall be held liable for any breach of the contract and shall be held liable for any breach of the same.
- The Contractor shall be held liable for any breach of the contract and shall be held liable for any breach of the same.
- The Contractor shall be held liable for any breach of the contract and shall be held liable for any breach of the same.
- The Contractor shall be held liable for any breach of the contract and shall be held liable for any breach of the same.
- The Contractor shall be held liable for any breach of the contract and shall be held liable for any breach of the same.
- The Contractor shall be held liable for any breach of the contract and shall be held liable for any breach of the same.

III LOBIT A

A R O

When the Board of Directors meets on any day in the month of January, the Board shall meet on the first day of the month of January. The Board shall meet on the first day of the month of January. The Board shall meet on the first day of the month of January.

B OM ATION

<u>Percentage</u>	<u>Bi-weekly Amount</u>
1	\$1000.00 per week
2	\$2000.00 per week
3	\$3000.00 per week
4	\$4000.00 per week
5	\$5000.00 per week

The Board of Directors shall meet on any day in the month of January. The Board shall meet on the first day of the month of January. The Board shall meet on the first day of the month of January. The Board shall meet on the first day of the month of January. The Board shall meet on the first day of the month of January.

The Board of Directors shall meet on any day in the month of January. The Board shall meet on the first day of the month of January. The Board shall meet on the first day of the month of January.

ARTICLE TOR

WORK PERIOD DEL AND OVERTIME

I TABLE AND OVERTIME WORK DEL

A The employee shall be entitled to a rest period of 15 minutes for every 4 hours of work. This rest period shall be taken during the work period.

B The employee shall be entitled to a rest period of 30 minutes for every 8 hours of work. This rest period shall be taken during the work period.

II WORK PERIOD

A DA WORK WEEK

The employee shall work a standard work week of 40 hours per week. The employee shall be entitled to overtime pay for any hours worked in excess of 40 hours per week.

B DA WORK PERIOD OR MLO OR OVERTIME AND WORK DEL BILIBIDI

The employee shall be entitled to a rest period of 15 minutes for every 4 hours of work. This rest period shall be taken during the work period.

DA DA WORK PERIOD OR MLO WORKING TIME and WORK DEL BILIBIDI

The employee shall be entitled to a rest period of 15 minutes for every 4 hours of work. This rest period shall be taken during the work period.

The employee shall be entitled to a rest period of 30 minutes for every 8 hours of work. This rest period shall be taken during the work period.

**MEMORANDUM DEDICATED TO WORK DURING DAVID R. PERIOD**

The purpose of this memorandum is to provide information regarding the work schedule for David R. during the period of his service. This memorandum is intended to provide information regarding the work schedule for David R. during the period of his service. This memorandum is intended to provide information regarding the work schedule for David R. during the period of his service.

**WORK SCHEDULE**

**A. IT WORK SCHEDULE**

The following work schedules are provided for David R. during the period of his service. The following work schedules are provided for David R. during the period of his service. The following work schedules are provided for David R. during the period of his service.

**5/40 Work Schedule:** This schedule requires David R. to work 40 hours per week. This schedule requires David R. to work 40 hours per week. This schedule requires David R. to work 40 hours per week.

**9/80 Work Schedule:** This schedule requires David R. to work 80 hours per week. This schedule requires David R. to work 80 hours per week. This schedule requires David R. to work 80 hours per week.

**4/10 Work Schedule:** This schedule requires David R. to work 40 hours per week. This schedule requires David R. to work 40 hours per week. This schedule requires David R. to work 40 hours per week.

**3/12 Work Schedule:** This schedule requires David R. to work 12 hours per week. This schedule requires David R. to work 12 hours per week. This schedule requires David R. to work 12 hours per week.



ARTICLE 10 WORK

ARTICLE 10 TO MLO

... ..

TWO-TWO-ONE ALDAR DA OTI

... ..

REGULATIONS OR ARTICLE 10 WORK

... ..

ARTICLE 10 TRADITIONAL DEPARTMENT

**A** ... ..

**B** ... ..

ARTICLE 10 OPERATOR WORK

REGULAR ARTICLE 10 M

... ..

**B. OPERATIONAL ARTS REPORT OR WORK WORK REPORT**

The purpose of this report is to provide information to the Board of Directors regarding the operations of the Department of Public Works. This report shall be prepared and submitted to the Board of Directors by the Director of Public Works. The report shall include information regarding the following: (1) the status of the Department's operations; (2) the results of the Department's activities; (3) the Department's financial performance; and (4) the Department's compliance with applicable laws and regulations. The report shall be prepared in accordance with the format and content requirements set forth in the Department's report manual. The report shall be submitted to the Board of Directors on a regular basis, as determined by the Board of Directors.

**C. REGULAR PART-TIME BUREAU OPERATOR AID ACTUAL OR WORK**

Regular part-time Bureau Operator Aids shall be employed on a permanent basis. The position shall be classified as a regular part-time position. The position shall be filled by a person who has completed the minimum requirements for the position as set forth in the Department's job description. The position shall be subject to the same terms and conditions of employment as other regular part-time positions in the Department.

**II. OURTIM**

**A. DEFINITION AND LIABILITY**

**C. ALL-TIME UNIT MLO**

The purpose of this unit is to provide information to the Board of Directors regarding the operations of the Department of Public Works. This unit shall be prepared and submitted to the Board of Directors by the Director of Public Works. The unit shall include information regarding the following: (1) the status of the Department's operations; (2) the results of the Department's activities; (3) the Department's financial performance; and (4) the Department's compliance with applicable laws and regulations. The unit shall be prepared in accordance with the format and content requirements set forth in the Department's unit manual. The unit shall be submitted to the Board of Directors on a regular basis, as determined by the Board of Directors.

**C. REGULAR PART-TIME RET AID ALL-TIME MLO WORKING VOLUNTARY REDUCED WORK SCHEDULE**

Regular part-time Bureau Operator Aids shall be employed on a permanent basis. The position shall be classified as a regular part-time position. The position shall be filled by a person who has completed the minimum requirements for the position as set forth in the Department's job description. The position shall be subject to the same terms and conditions of employment as other regular part-time positions in the Department. The position shall be subject to the same terms and conditions of employment as other regular part-time positions in the Department. The position shall be subject to the same terms and conditions of employment as other regular part-time positions in the Department.

**B. AID LEAD OPERATOR AB TIME ILLUDED WORK TIME**

The purpose of this unit is to provide information to the Board of Directors regarding the operations of the Department of Public Works. This unit shall be prepared and submitted to the Board of Directors by the Director of Public Works. The unit shall include information regarding the following: (1) the status of the Department's operations; (2) the results of the Department's activities; (3) the Department's financial performance; and (4) the Department's compliance with applicable laws and regulations. The unit shall be prepared in accordance with the format and content requirements set forth in the Department's unit manual. The unit shall be submitted to the Board of Directors on a regular basis, as determined by the Board of Directors.

ARTICLE TWO

The Board shall have the authority to promulgate and amend rules and regulations necessary to carry out its duties.

The Board shall have the authority to hire, employ, and discharge any person in its service and to determine the compensation and benefits of any person in its service.

**ARTICLE ONE**

Article shall be subject to the provisions of the Charter of the City of Los Angeles.

**ARTICLE TWO**

The Board shall have the authority to hire, employ, and discharge any person in its service and to determine the compensation and benefits of any person in its service.

**REGULAR DAY WORK**

The Board shall have the authority to hire, employ, and discharge any person in its service and to determine the compensation and benefits of any person in its service.

**BREAK-PERIOD WITH A OR IT MLO... B OPERATOR**

**A BREAK - PERIOD D...**

The Board shall have the authority to hire, employ, and discharge any person in its service and to determine the compensation and benefits of any person in its service.

**B BREAK-PERIOD ...DLI**

The Board shall have the authority to hire, employ, and discharge any person in its service and to determine the compensation and benefits of any person in its service.

The Board shall have the authority to hire, employ, and discharge any person in its service and to determine the compensation and benefits of any person in its service.

- The Board shall have the authority to hire, employ, and discharge any person in its service and to determine the compensation and benefits of any person in its service.
- The Board shall have the authority to hire, employ, and discharge any person in its service and to determine the compensation and benefits of any person in its service.

**BREAK-REST PERIOD LIMITATION DURATION**

When the employee is required to work a shift of more than eight (8) hours, the employee shall be entitled to a break of at least fifteen (15) minutes for every four (4) hours worked. The break shall be taken during the shift and shall be paid time.

**LIMITATION**

The employee shall be entitled to a break of at least fifteen (15) minutes for every four (4) hours worked. The break shall be taken during the shift and shall be paid time.

The employee shall be entitled to a break of at least fifteen (15) minutes for every four (4) hours worked. The break shall be taken during the shift and shall be paid time.

**MULTI-MEDIA AID OUT-OF-WORK TIME**

**MULTI-MEDIA DELIVERY**

When the employee is required to deliver multi-media, the employee shall be entitled to a break of at least fifteen (15) minutes for every four (4) hours worked. The break shall be taken during the shift and shall be paid time.

When the employee is required to deliver multi-media, the employee shall be entitled to a break of at least fifteen (15) minutes for every four (4) hours worked. The break shall be taken during the shift and shall be paid time.

**MULTI-MEDIA ORDER DURATION**

When the employee is required to order multi-media, the employee shall be entitled to a break of at least fifteen (15) minutes for every four (4) hours worked. The break shall be taken during the shift and shall be paid time.

When the employee is required to order multi-media, the employee shall be entitled to a break of at least fifteen (15) minutes for every four (4) hours worked. The break shall be taken during the shift and shall be paid time.

When the employee is required to order multi-media, the employee shall be entitled to a break of at least fifteen (15) minutes for every four (4) hours worked. The break shall be taken during the shift and shall be paid time.

ARTICLE T

4. ... meal period shall be considered "on duty" ...

LIMITATION

- M...
M...
A...

BREAK-REST PERIOD AND MULTIPLE OR B OPERATOR - TAT WORK ORDER

A. BRO

... as "Order."

B. REQUIREMENT

...

ELL-TIME REQUIRED FOR MEAL AND REST BREAK

- R...
...

ARTICLE T

For the purpose of this article, the term "split shift" shall mean a shift which is divided into two or more periods of work by a period of at least one hour.

4. The City shall not require a "split shift" for any employee who is not required to work a split shift by the City's collective bargaining agreement.

**REALIZED REPORTING TIME**

For the purpose of this article, the term "realized reporting time" shall mean the time that an employee spends in the process of reporting to work, including the time spent in the process of reporting to work, but excluding the time spent in the process of reporting to work.

The City shall not require an employee to claim the "unrealized" reporting time.

The City shall not require an employee to claim the "unrealized" reporting time.

**RIALIZATION OF REALIZED REPORTING TIME CLAIM**

The City shall not require an employee to claim the "unrealized" reporting time.

The City shall not require an employee to claim the "unrealized" reporting time.

**RIALIZATION - BUS OPERATOR MALA D REPORT BREAK**

Any Bus Operator dispute specifically only concerning the City's grievance procedure shall be resolved through the City's grievance procedure.

Should the grievance be unresolved through the City's grievance procedure, the City shall not require an employee to claim the "unrealized" reporting time.

ARTICLE T

... d ...

ALL BACK OVERTIME DOLLAR

A. R.O.

... d ...

... d ...

... d ...

B. O.M.A.T.I.O.

A ... half (1 1/2) times the unit employee's base hourly rate

... d ...

LIMITATIO

... d ...

... d ...

... d ...

**II. TAKE-BAND MGMT**

**A. REO**

Company shall not be required to provide any of the information described in the following section. Documents shall be provided to the extent that they are necessary for the purpose of the proposed transaction or the Company's operations. The Company shall not be required to provide any information that is confidential or otherwise protected by law.

**B. COMPARATIO**

The Company shall not be required to provide any information that is necessary for the purpose of the proposed transaction or the Company's operations. The Company shall not be required to provide any information that is confidential or otherwise protected by law.

**LIMITATIO**

The Company shall not be required to provide any information that is necessary for the purpose of the proposed transaction or the Company's operations. The Company shall not be required to provide any information that is confidential or otherwise protected by law.

The Company shall not be required to provide any information that is necessary for the purpose of the proposed transaction or the Company's operations. The Company shall not be required to provide any information that is confidential or otherwise protected by law.

- The Company shall not be required to provide any information that is necessary for the purpose of the proposed transaction or the Company's operations. The Company shall not be required to provide any information that is confidential or otherwise protected by law.
- The Company shall not be required to provide any information that is necessary for the purpose of the proposed transaction or the Company's operations. The Company shall not be required to provide any information that is confidential or otherwise protected by law.
- The Company shall not be required to provide any information that is necessary for the purpose of the proposed transaction or the Company's operations. The Company shall not be required to provide any information that is confidential or otherwise protected by law.
- The Company shall not be required to provide any information that is necessary for the purpose of the proposed transaction or the Company's operations. The Company shall not be required to provide any information that is confidential or otherwise protected by law.
- The Company shall not be required to provide any information that is necessary for the purpose of the proposed transaction or the Company's operations. The Company shall not be required to provide any information that is confidential or otherwise protected by law.
- The Company shall not be required to provide any information that is necessary for the purpose of the proposed transaction or the Company's operations. The Company shall not be required to provide any information that is confidential or otherwise protected by law.

**D. NOT LIABLE FOR TAKE-BAND**

The Company shall not be required to provide any information that is necessary for the purpose of the proposed transaction or the Company's operations. The Company shall not be required to provide any information that is confidential or otherwise protected by law.



On-call time is non-compensable unless the employee is required to remain on-call during the time period.

III ON-CALL TIME ASSIGNMENT

A DEFINITION

On-call time is defined as time when an employee is required to remain on-call during the time period. On-call time is not compensable unless the employee is required to remain on-call during the time period.

On-call time is defined as time when an employee is required to remain on-call during the time period. On-call time is not compensable unless the employee is required to remain on-call during the time period.

B COMPENSATION

On-call time shall be compensated at the unit employee's base hourly rate of pay for the first four hours of the on-call period.

On-call time shall be compensated at the unit employee's base hourly rate of pay for the first four hours of the on-call period.

On-call time shall be compensated at the unit employee's base hourly rate of pay for the first four hours of the on-call period.

LIMITATION

On-call time shall be compensated at the unit employee's base hourly rate of pay for the first four hours of the on-call period.

- On-call time shall be compensated at the unit employee's base hourly rate of pay for the first four hours of the on-call period.
- On-call time shall be compensated at the unit employee's base hourly rate of pay for the first four hours of the on-call period.

**ARTICLE 10**

- [illegible text]
- [illegible text]
- [illegible text]

[illegible text]

[illegible text]

4. [illegible text]

[illegible text]

**11. REMOTE AVAILABILITY**

**A. SCOPE**

[illegible text]

**B. INFORMATION**

[illegible text]

**LIMITATION**

[illegible text]

ARTICLE T

The Board of Directors of the Company may from time to time cause the Company to purchase or acquire shares of its common stock, whether or not the purchase or acquisition is effected through a tender offer, a negotiated purchase, or otherwise.

**ARTICLE M OF THE CHARTER**

The Board of Directors may from time to time cause the Company to purchase or acquire shares of its common stock, whether or not the purchase or acquisition is effected through a tender offer, a negotiated purchase, or otherwise.

**SECTION 1.01 OF THE CHARTER**

**A. LIABILITY**

The Board of Directors may from time to time cause the Company to purchase or acquire shares of its common stock, whether or not the purchase or acquisition is effected through a tender offer, a negotiated purchase, or otherwise.

**B. AMENDMENT OF SECTION 1.01 OF THE CHARTER**

The Board of Directors may from time to time cause the Company to purchase or acquire shares of its common stock, whether or not the purchase or acquisition is effected through a tender offer, a negotiated purchase, or otherwise.

The Board of Directors may from time to time cause the Company to purchase or acquire shares of its common stock, whether or not the purchase or acquisition is effected through a tender offer, a negotiated purchase, or otherwise.

The Board of Directors may from time to time cause the Company to purchase or acquire shares of its common stock, whether or not the purchase or acquisition is effected through a tender offer, a negotiated purchase, or otherwise.

**SECTION 1.02 OF THE CHARTER**

The Board of Directors may from time to time cause the Company to purchase or acquire shares of its common stock, whether or not the purchase or acquisition is effected through a tender offer, a negotiated purchase, or otherwise.

The Board of Directors may from time to time cause the Company to purchase or acquire shares of its common stock, whether or not the purchase or acquisition is effected through a tender offer, a negotiated purchase, or otherwise.

**ARTICLE T**

All employees shall be permitted to accrue compensatory time for overtime work performed in excess of the employee's compensatory time bank.

**D. ACCUMULATED COMPENSATORY TIME**

Compensatory time shall be accrued to an employee at the rate of one hour for every hour of overtime worked in excess of the 40-hour workweek. An employee shall not accrue more than 80 hours of compensatory time.

When an employee is called to work on a day that he or she is not scheduled to work, the employee shall be compensated for the employee's straight time worked on that day.

**II. TIME RECORDS**

The employee shall be required to maintain accurate records of all time worked, including overtime, and to submit these records to the employer for review. The employer shall be required to maintain accurate records of all time worked, including overtime, and to submit these records to the employee for review. The employer shall be required to maintain accurate records of all time worked, including overtime, and to submit these records to the employee for review.

ARTICLE 10

EMPLOYMENT BENEFITS

RETIREMENT

ANNUAL RETIREMENT BENEFIT

The Board shall determine the amount of the annual retirement benefit payable to a member upon retirement. The amount of the benefit shall be based on the member's years of service and the member's average salary during the last five years of service. The Board may also take into account the member's age at retirement and the member's health status.

ORDINANCE SECTION	BENEFIT
[Blank]	<p><b><u>“New” Members defined as the full-time employee in the Pension Reform Act of 2011 hired on or after January 1, 2012.</u></b></p> <p>The Board shall determine the amount of the annual retirement benefit payable to a member upon retirement. The amount of the benefit shall be based on the member's years of service and the member's average salary during the last five years of service. The Board may also take into account the member's age at retirement and the member's health status.</p>
[Blank]	<p><b><u>For unit employees hired on or after July 1, 2011.</u></b></p> <p>The Board shall determine the amount of the annual retirement benefit payable to a member upon retirement. The amount of the benefit shall be based on the member's years of service and the member's average salary during the last five years of service. The Board may also take into account the member's age at retirement and the member's health status.</p>
[Blank]	<p><b><u>For unit employees hired prior to July 1, 2011.</u></b></p> <p>The Board shall determine the amount of the annual retirement benefit payable to a member upon retirement. The amount of the benefit shall be based on the member's years of service and the member's average salary during the last five years of service. The Board may also take into account the member's age at retirement and the member's health status.</p>
[Blank]	<p><b><u>For employees hired on or after July 1, 2011.</u></b></p>
[Blank]	<p><b><u>Members hired on or after July 1, 2011.</u></b></p>
ORDINANCE SECTION	

BENEFIT	
00000	<p><u>00000</u> 0000 00r00000000 0000 A000000000 0000 0<sup>d</sup> 0000d0r 000r                      0000r 000 000r 00 r00000 0000 r00000 0000 00d 00r0000r                      0000000000 0 00000 d00000d 0000000000 00 0 0000 0000d 00000                      00000 00r00000000 00000 d00000 00000 00 0000 00 r0000r                      00000 000 0000000 00 0000 0000</p>
00000	<p><u>00000</u> 00A00 000000000 r00000 00000000 00000 00r00000000 0000                      0000 00 00r 0000000 00 00000000 000d 00 0r 0000r J000 00                      00000000000 000r0000000 0</p>
000044	<p><u>00000</u> 00A00 000000000 r00000 00000000 00000 00d 000-0000                      00r0000000000 0000000 00 00r 0000000000 00000000 000d 0r00r                      00 J000 000000000</p>
00040	<p><u>00r0-r00000</u> 00000 00000 00 00000 000 d00000 000 0 000 00r                      0000 000 0000000 00 r00000 000 0000000 0 000 r0000000 00                      0000000000 00000000 000 00 00000000 0 000 00r 0000d 0000                      r000000d 00000 0 000 00r 00d r0000d 00r 00r0000 r00000 0000                      000 0000 d000 00d00000 00d 000000d 0 000000 00 0</p>
00000	<p><u>D00000</u> 0000000000 0000000000r000d00 0000d0000 0000000000 00d                      00 0 0000000 0000 0 000 00r 0 000 d00d 0r00r 00 r00000 00000 000                      000000000 00 000000000d 000 00000000 r000 0r000</p>
00000	<p><u>R0000d D0000</u> 000000000000000000000000 0000 000 d00000 0000 r000000                      0 000-000 0 0000 0 0000 0000 0000 000 0000-0000d00d d0000r0                      0000000000000 00d 00 the retiree's designated survivor(s),                      or to the retiree's estate.</p>

**2% @ 60 Benefit Chart**

<u>Age at Retirement</u>	<u>Benefit Factor</u>
50.....	1.092%
51.....	1.156%
52.....	1.224%
53.....	1.296%
54.....	1.376%
55.....	1.460%
56.....	1.552%
57.....	1.650%
58.....	1.758%
59.....	1.874%
60.....	2.000%
61.....	2.134%
62.....	2.272%
63+.....	2.418%

**B. CALPERS MEMBERSHIP CONTRIBUTION FOR "CLASSIC MEMBER"  
MEMBERSHIP IRD PRIOR TO 01/01/2000**

00. 000 00R 00 00000 000r00000 r00 0000000r000000 00r 00 000 0 00 r00r00 000000 0 0000000d 00 0000 000000000000 00 000000 000000 r000000000 00r 0000 000 00 000 00r0000 000 000R 00 00000 000r00000 r0000

00. 000 000 00000000 00 000 00000r 00R 00 0000r r0000d 0000 00r 00R 0000000 r0000d 00 000 0 00000000000 0d0000d 00 Ar0000 000r0000000 00000000 0

00. 000 000 000 0d000d 000 0000R 00000000 00 0000rd0000 000 000r0000 R000000 00d 000000 40400000 00 0000r 0000 000 00 000000 000r000000 00 0d 00 0 r-000 000000

**C. CALPERS MEMBERSHIP CONTRIBUTION FOR "CLASSIC MEMBER"  
MEMBERSHIP IRD OR AITOR 01/01/2000**

00. 000 00R 00 00000 000r00000 r00 0000000 00r000000 00r 000 00 0 00 r00r00 000000 0 0000000d 00 0000 000000000000 000 0000000 0000 00 r000000000 00r 000 000 00R 00 000000 000r000000 0000 0000 0000 00 00r00000 00000 00r000000 0

00. 000 000 00000000 00 000 00000r 00R 00 0000r r0000d 0000 00r 00R 0000000 r0000d 00 000 0 00000000000 0d0000d 00 Ar0000 000r0000000 00000000 0

00. 000 000 000 0d000d 000 0000R 00000000 00 0000rd0000 000 000r0000 R000000 00d 000000 40400000 00 0000r 0000 000 00 000000 000r000000 00 0d 00 0 r-000 000000

**D. CALPERS EMPLOYEE CONTRIBUTION FOR "NEW MEMBER"  
MEMBERSHIP IRD OR AITOR 01/01/2000**

00. 000000 0000000 d0000d 00 000 0 00 00r 00 000RA 00 0000rd 00d00r 000 00 00000 00 r00r00 00000r 00000 00 0 00 00r 0000000 r0000000000 00r 000000 000 00 000000 000r000000 r00 00000-000000 000 000000r 00000000000 0000 00d000r 00d 00 0000R00

00. 000 000 00000000 00 000 00000r 00R 00 0000r-r0000d 0000 00r 00R 0000000 r0000d 00 000 0 00000000000 0d0000d 00 Ar0000 000r0000000 00000000 0

That the City shall not be bound to provide any services to the City of Los Angeles, California, and the City of Los Angeles shall not be bound to provide any services to the City of Los Angeles, California, and the City of Los Angeles shall not be bound to provide any services to the City of Los Angeles, California.

ARTICLE FIVE

The City shall not be bound to provide any services to the City of Los Angeles, California, and the City of Los Angeles shall not be bound to provide any services to the City of Los Angeles, California, and the City of Los Angeles shall not be bound to provide any services to the City of Los Angeles, California.

The City shall not be bound to provide any services to the City of Los Angeles, California, and the City of Los Angeles shall not be bound to provide any services to the City of Los Angeles, California, and the City of Los Angeles shall not be bound to provide any services to the City of Los Angeles, California.

ARTICLE SIX

The City shall not be bound to provide any services to the City of Los Angeles, California, and the City of Los Angeles shall not be bound to provide any services to the City of Los Angeles, California, and the City of Los Angeles shall not be bound to provide any services to the City of Los Angeles, California.

The City shall not be bound to provide any services to the City of Los Angeles, California, and the City of Los Angeles shall not be bound to provide any services to the City of Los Angeles, California, and the City of Los Angeles shall not be bound to provide any services to the City of Los Angeles, California.

The City shall not be bound to provide any services to the City of Los Angeles, California, and the City of Los Angeles shall not be bound to provide any services to the City of Los Angeles, California, and the City of Los Angeles shall not be bound to provide any services to the City of Los Angeles, California.



Contributions are indeed "pre-tax". Thus, the parties agree and understand that the City shall continue to contribute to the defined contribution plan for the contribution period of said contributions as "pre-tax".

II. MEDICAL INSURANCE

A. MEDICAL INSURANCE - CITY MEDICAL PLAN

The City shall contribute to the Public Employees' Retirement System (PERS) for the defined contribution plan for the contribution period of said contributions as "pre-tax". The City shall also contribute to the Public Employees' Medical and Hospital Care Act (MCHA) for the defined contribution plan for the contribution period of said contributions as "pre-tax". The City shall also contribute to the Public Employees' Health Plan for the defined contribution plan for the contribution period of said contributions as "pre-tax".

B. AUTORIA PLAN

The City shall contribute to the City's full flex cafeteria plan for the defined contribution plan for the contribution period of said contributions as "pre-tax". The City shall also contribute to the City's Health Plan for the defined contribution plan for the contribution period of said contributions as "pre-tax".

<input type="checkbox"/> Annual Contribution	<input type="checkbox"/> \$
<input type="checkbox"/> Annual Contribution %	<input type="checkbox"/> 4.4%
<input type="checkbox"/> Annual Limit	<input type="checkbox"/> \$

The City shall contribute to the City's full flex cafeteria plan for the defined contribution plan for the contribution period of said contributions as "pre-tax".

<input type="checkbox"/> Annual Contribution	<input type="checkbox"/> \$
<input type="checkbox"/> Annual Contribution %	<input type="checkbox"/> 4.4%
<input type="checkbox"/> Annual Limit	<input type="checkbox"/> \$

The City shall contribute to the City's full flex cafeteria plan for the defined contribution plan for the contribution period of said contributions as "pre-tax".

When the City's medical insurance plan is terminated, the City shall provide a 90-day notice to the City's employees. The City shall also provide a 90-day notice to the City's employees of the City's decision to terminate the City's medical insurance plan. The City shall also provide a 90-day notice to the City's employees of the City's decision to terminate the City's medical insurance plan.

The City shall provide a 90-day notice to the City's employees of the City's decision to terminate the City's medical insurance plan. The City shall also provide a 90-day notice to the City's employees of the City's decision to terminate the City's medical insurance plan.

When the City's medical insurance plan is terminated, the City shall provide a 90-day notice to the City's employees. The City shall also provide a 90-day notice to the City's employees of the City's decision to terminate the City's medical insurance plan. The City shall also provide a 90-day notice to the City's employees of the City's decision to terminate the City's medical insurance plan.

**MEDICAL INSURANCE ROLLOVER - OUT-OF-TOWN OUT OF-TOWN OOB-REABLE**

When the City's medical insurance plan is terminated, the City shall provide a 90-day notice to the City's employees. The City shall also provide a 90-day notice to the City's employees of the City's decision to terminate the City's medical insurance plan.

**PROVIDER COORDINATION WAITING LIABILITY**

When the City's medical insurance plan is terminated, the City shall provide a 90-day notice to the City's employees. The City shall also provide a 90-day notice to the City's employees of the City's decision to terminate the City's medical insurance plan.

**OUT-OUT**

When the City's medical insurance plan is terminated, the City shall provide a 90-day notice to the City's employees. The City shall also provide a 90-day notice to the City's employees of the City's decision to terminate the City's medical insurance plan.

dollar amount of the total amount of the employee's salary or wages for the year in which the employee is terminated.

**MILITARY SERVICE AND REENTRY**

If an employee is called to active military service, the employee shall be reinstated to the same position as held by the employee immediately before the employee's departure for military service.

- The employee shall be reinstated to the same position as held by the employee immediately before the employee's departure for military service.
- If the employee is called to active military service and the employee's service is for a period of more than 180 days, the employee shall be reinstated to the same position as held by the employee immediately before the employee's departure for military service.

**ROLLBACK AND MEDICAL EXPENSES**

When an employee is terminated, the employee shall be entitled to a refund of the employee's contributions to the City's Cafeteria Plan for the year in which the employee is terminated. The refund shall be calculated as follows: (a) the employee's contributions to the City's Cafeteria Plan for the year in which the employee is terminated; and (b) the employee's contributions to the City's Cafeteria Plan for the year in which the employee is terminated, less the amount of the employee's contributions to the City's Cafeteria Plan for the year in which the employee is terminated.

A copy of the City's Cafeteria Plan document, a copy of which is attached to the City's Personnel Handbook, shall be provided to the employee upon termination.

**RETIREMENT MEDICAL EXPENSES**

The City's Retirement Medical Expenses for "Reemployed Employees" shall be as follows:

**All In-Service Employees**

- The employee shall be entitled to a refund of the employee's contributions to the City's Retirement Medical Expenses for the year in which the employee is terminated.
- The employee shall be entitled to a refund of the employee's contributions to the City's Retirement Medical Expenses for the year in which the employee is terminated, less the amount of the employee's contributions to the City's Retirement Medical Expenses for the year in which the employee is terminated.

**Reemployed Employees**

- The employee shall be entitled to a refund of the employee's contributions to the City's Retirement Medical Expenses for the year in which the employee is terminated.
- The employee shall be entitled to a refund of the employee's contributions to the City's Retirement Medical Expenses for the year in which the employee is terminated, less the amount of the employee's contributions to the City's Retirement Medical Expenses for the year in which the employee is terminated.

"Reemployed Employees" shall mean employees who are reinstated to the same position as held by the employee immediately before the employee's departure for military service (excluding "Air Time") or, unit employees that retire or

The City's monthly contribution for medical insurance provided to employees who are not "Grandfathered employees" and are not "Grandfathered employees"

The City's monthly contribution for medical insurance provided to employees who are not "Grandfathered employees" and are not "Grandfathered employees"

The City's contribution towards retiree medical insurance provided to employees who are not "Grandfathered employees" and are not "Grandfathered employees"

The City's contribution towards retiree medical insurance provided to employees who are not "Grandfathered employees" and are not "Grandfathered employees"

The City's monthly contribution for medical insurance shall be the amount of the City's contribution for medical insurance for the month of January of the year in which the contribution is due, as determined by the City's Board of Health and Safety, and shall be paid to the City's Board of Health and Safety on or before the first day of the month in which the contribution is due.

- 10. The City's monthly contribution for medical insurance shall be the amount of the City's contribution for medical insurance for the month of January of the year in which the contribution is due, as determined by the City's Board of Health and Safety, and shall be paid to the City's Board of Health and Safety on or before the first day of the month in which the contribution is due.

The City's monthly contribution for medical insurance shall be the amount of the City's contribution for medical insurance for the month of January of the year in which the contribution is due, as determined by the City's Board of Health and Safety, and shall be paid to the City's Board of Health and Safety on or before the first day of the month in which the contribution is due.

The City's monthly contribution for medical insurance shall be the amount of the City's contribution for medical insurance for the month of January of the year in which the contribution is due, as determined by the City's Board of Health and Safety, and shall be paid to the City's Board of Health and Safety on or before the first day of the month in which the contribution is due.

III “MAY TOO” CLASSIFICATION FOR RETIREMENT MEDICAL BENEFIT

During the term of the Merit System, the Board shall provide a retirement benefit that is at least as favorable as that provided to members of the Culver City Employees’ Association (CCEA), and the Board shall provide the retirement benefit provided to CCEA in the event of a merger.

I DENTAL INSURANCE

The Board shall provide dental insurance for the employees of the City of Culver City that is at least as favorable as that provided to members of the Culver City Employees’ Association (CCEA).

The Board shall provide dental insurance for the employees of the City of Culver City that is at least as favorable as that provided to members of the Culver City Employees’ Association (CCEA).

- The Board shall provide dental insurance for the employees of the City of Culver City that is at least as favorable as that provided to members of the Culver City Employees’ Association (CCEA).
- The Board shall provide dental insurance for the employees of the City of Culver City that is at least as favorable as that provided to members of the Culver City Employees’ Association (CCEA).

II VISION CARE INSURANCE

The Board shall provide vision care insurance for the employees of the City of Culver City that is at least as favorable as that provided to members of the Culver City Employees’ Association (CCEA).

The Board shall provide vision care insurance for the employees of the City of Culver City that is at least as favorable as that provided to members of the Culver City Employees’ Association (CCEA).

- The Board shall provide vision care insurance for the employees of the City of Culver City that is at least as favorable as that provided to members of the Culver City Employees’ Association (CCEA).
- The Board shall provide vision care insurance for the employees of the City of Culver City that is at least as favorable as that provided to members of the Culver City Employees’ Association (CCEA).

I LIFE INSURANCE

The Board shall provide life insurance for the employees of the City of Culver City that is at least as favorable as that provided to members of the Culver City Employees’ Association (CCEA).

II ANTI-RACKETEERING – OUTSTANDING OVERTHROW

That the said respondent may be deemed to have waived the right to a jury trial in the above-captioned matter and that the parties have agreed to a bench trial.

That the said respondent may be deemed to have waived the right to a jury trial in the above-captioned matter and that the parties have agreed to a bench trial.

That the said respondent may be deemed to have waived the right to a jury trial in the above-captioned matter and that the parties have agreed to a bench trial.

**III. IRRECONCILIABLE DIFFERENCES**

The parties have been unable to resolve their differences through mediation and the parties have agreed to a bench trial.

The parties have been unable to resolve their differences through mediation and the parties have agreed to a bench trial.

Dependent care expenses that include insuring a qualified dependent's well-being and are necessary for the dependent's care.

The parties have been unable to resolve their differences through mediation and the parties have agreed to a bench trial.

The parties have been unable to resolve their differences through mediation and the parties have agreed to a bench trial.

**I. TOTAL DISABILITY INCURRED**





unit employee's expense from the vendor authorized by the Director of the Department of Health and Human Services.

Additionally, the Director of the Department of Health and Human Services shall have the authority to add, delete, or modify the list of vendors authorized to bill the Department of Health and Human Services.

unit employee's expense from the vendor authorized by the Director of the Department of Health and Human Services.

**OPTIONAL INFORM ARTICLE RELIED BY THE RAT BOARD OPERATOR**

unit employee's expense from the vendor authorized by the Director of the Department of Health and Human Services.

Additionally, the Director of the Department of Health and Human Services shall have the authority to add, delete, or modify the list of vendors authorized to bill the Department of Health and Human Services.

**INFORM AND INFORM ARTICLE RELIED BY THE RAT BOARD OPERATOR AND TRAIT ORATOR**

**A. IT IS THE POLICY OF THE BOARD TO RELIED BY THE RAT BOARD OPERATOR**

unit employee's expense from the vendor authorized by the Director of the Department of Health and Human Services.

**B. IT IS THE POLICY OF THE BOARD TO RELIED BY THE RAT BOARD OPERATOR**

unit employee's expense from the vendor authorized by the Director of the Department of Health and Human Services.



the Corporation shall have the right to purchase the shares of the Corporation owned by the shareholder at the price paid for such shares plus interest at the rate of five percent per annum from the date of the shareholder's demand for the purchase of such shares.

**B. FORM ALLOWANCE RMA T MLO I PARTAI  
D AT D LA I I ATIO**

The Corporation shall have the right to purchase the shares of the Corporation owned by the shareholder at the price paid for such shares plus interest at the rate of five percent per annum from the date of the shareholder's demand for the purchase of such shares.

As a condition to the purchase of such shares, the shareholder shall execute and deliver to the Corporation a written agreement to purchase such shares at the price paid for such shares plus interest at the rate of five percent per annum from the date of the shareholder's demand for the purchase of such shares.

The Corporation shall have the right to purchase the shares of the Corporation owned by the shareholder at the price paid for such shares plus interest at the rate of five percent per annum from the date of the shareholder's demand for the purchase of such shares.

**C. FORM ALLOWANCE COMM IT R I O O I R O**

The Corporation shall have the right to purchase the shares of the Corporation owned by the shareholder at the price paid for such shares plus interest at the rate of five percent per annum from the date of the shareholder's demand for the purchase of such shares.

**D. FORM I D TO IT MLO I D AT D  
LA I I ATIO**

The Corporation shall have the right to purchase the shares of the Corporation owned by the shareholder at the price paid for such shares plus interest at the rate of five percent per annum from the date of the shareholder's demand for the purchase of such shares.

The Corporation shall have the right to purchase the shares of the Corporation owned by the shareholder at the price paid for such shares plus interest at the rate of five percent per annum from the date of the shareholder's demand for the purchase of such shares.

The Corporation shall have the right to purchase the shares of the Corporation owned by the shareholder at the price paid for such shares plus interest at the rate of five percent per annum from the date of the shareholder's demand for the purchase of such shares.

4. The Commission shall be empowered to adopt delegated acts in accordance with Article 101 of the Treaty on the Functioning of the European Union in order to:

(a) supplement the Union law in order to ensure the consistency of the Union law with the law of the Member States;

(b) supplement the Union law in order to ensure the consistency of the Union law with the law of the Member States;

(c) supplement the Union law in order to ensure the consistency of the Union law with the law of the Member States;

(d) supplement the Union law in order to ensure the consistency of the Union law with the law of the Member States;

(e) supplement the Union law in order to ensure the consistency of the Union law with the law of the Member States;

(f) supplement the Union law in order to ensure the consistency of the Union law with the law of the Member States;

(g) supplement the Union law in order to ensure the consistency of the Union law with the law of the Member States;

(h) supplement the Union law in order to ensure the consistency of the Union law with the law of the Member States;

**10. LEGISLATION DEVELOPED OR INFORMED**

The Commission shall be empowered to adopt delegated acts in accordance with Article 101 of the Treaty on the Functioning of the European Union in order to:

develop the Union law  
develop the Union law  
develop the Union law  
develop the Union law  
develop the Union law  
develop the Union law

develop the Union law  
develop the Union law  
develop the Union law  
develop the Union law  
develop the Union law  
develop the Union law

develop the Union law  
develop the Union law  
develop the Union law  
develop the Union law  
develop the Union law  
develop the Union law

develop the Union law  
develop the Union law  
develop the Union law  
develop the Union law  
develop the Union law  
develop the Union law



**B. FORM AND REPORT OTHER IT**

A. Any person who is provided with any information or data in any form or by any means shall be deemed to have received such information or data.

A. Any person who is provided with any information or data in any form or by any means shall be deemed to have received such information or data. This section shall not apply to any person who is provided with such information or data in the course of his or her official duties.

**100-100R ALLOWANCE AND 100-100R REIMBURSEMENT OF 100-100R ABLE TO 100-100R ABLE**

**A. 100-100R ABLE TO 100-100R ABLE**

A. Any person who is provided with any information or data in any form or by any means shall be deemed to have received such information or data. This section shall not apply to any person who is provided with such information or data in the course of his or her official duties.

A. Any person who is provided with any information or data in any form or by any means shall be deemed to have received such information or data. This section shall not apply to any person who is provided with such information or data in the course of his or her official duties.

**B. 100-100R REIMBURSEMENT RATE**

A. Any person who is provided with any information or data in any form or by any means shall be deemed to have received such information or data. This section shall not apply to any person who is provided with such information or data in the course of his or her official duties.

**100-100R ABLE TO 100-100R ABLE**

**A. 100-100R ABLE TO 100-100R ABLE IT 100-100R ABLE OR 100-100R ABLE**

A. Any person who is provided with any information or data in any form or by any means shall be deemed to have received such information or data. This section shall not apply to any person who is provided with such information or data in the course of his or her official duties.

**B. 100-100R ABLE TO 100-100R ABLE**

A. Any person who is provided with any information or data in any form or by any means shall be deemed to have received such information or data. This section shall not apply to any person who is provided with such information or data in the course of his or her official duties.

A. Any person who is provided with any information or data in any form or by any means shall be deemed to have received such information or data. This section shall not apply to any person who is provided with such information or data in the course of his or her official duties.

... d... r... M...

4... R... d... D... R... M...

Type of	Maximum Reimbursement
...	...
...	...
...	...

... r... d...

**RIGHTS AND OBLIGATIONS**

... r... d... R... M...

... r... d...

**LIMITATIONS**

A... d...

... r... d...

... d...

4... R...

ROTATIONAL ARTICLES

A. IT IS THE POLICY OF THE ROTATIONAL ARTICLES OF THE ARKANSAS MOTOR OIL COMPANY

to provide the best possible service to its customers and to maintain the highest standards of integrity and honesty in all its dealings. It is the policy of the Company to provide the best possible service to its customers and to maintain the highest standards of integrity and honesty in all its dealings.

B. IT IS THE POLICY OF THE ROTATIONAL ARTICLES OF THE ARKANSAS MOTOR OIL COMPANY

to provide the best possible service to its customers and to maintain the highest standards of integrity and honesty in all its dealings. It is the policy of the Company to provide the best possible service to its customers and to maintain the highest standards of integrity and honesty in all its dealings.

LIMITATIONS

The Company does not warrant the performance of its products or the results of their use. The Company does not warrant the performance of its products or the results of their use.

The Company does not warrant the performance of its products or the results of their use. The Company does not warrant the performance of its products or the results of their use.

The Company does not warrant the performance of its products or the results of their use. The Company does not warrant the performance of its products or the results of their use.

MOTOR OIL TOOL

A. MOTOR OIL TOOL ALLOWANCE - OIL-REPLENISHABLE

The Motor Oil Tool Allowance is a benefit provided to eligible employees. The Motor Oil Tool Allowance is a benefit provided to eligible employees. The Motor Oil Tool Allowance is a benefit provided to eligible employees.

- Motor Oil Tool Allowance
- Motor Oil Tool Allowance
- Motor Oil Tool Allowance
- Oil
- Motor Oil Tool Allowance
- Motor Oil Tool Allowance

The Motor Oil Tool Allowance is a benefit provided to eligible employees. The Motor Oil Tool Allowance is a benefit provided to eligible employees. The Motor Oil Tool Allowance is a benefit provided to eligible employees.

The Motor Oil Tool Allowance is a benefit provided to eligible employees. The Motor Oil Tool Allowance is a benefit provided to eligible employees. The Motor Oil Tool Allowance is a benefit provided to eligible employees.



any amount of equipment purchased or purchased during the year of purchase or replacement at the City's expense.

4. any amount of equipment purchased or covered by a manufacturer's warranty replacement parts and accessories and the cost of replacement parts.

any amount of equipment purchased or replaced by the City's Motor Vehicle Department and any amount of equipment purchased or replaced by the City's Police Department and any amount of equipment purchased or replaced by the City's Fire Department and any amount of equipment purchased or replaced by the City's Public Works Department.

**MILITARY REIMBURSEMENT**

any amount of equipment purchased or replaced by the City's Military Department and any amount of equipment purchased or replaced by the City's Military Department and any amount of equipment purchased or replaced by the City's Military Department.

**TAXIATION REIMBURSEMENT**

any amount of equipment purchased or replaced by the City's Taxation Department and any amount of equipment purchased or replaced by the City's Taxation Department and any amount of equipment purchased or replaced by the City's Taxation Department.

**MEMORANDUM DEVELOPMENT AND TRAINING**

**A. LEADERSHIP TRAINING POLICY RECORD TRAINING**

any amount of equipment purchased or replaced by the City's Leadership Training Policy Record Training and any amount of equipment purchased or replaced by the City's Leadership Training Policy Record Training.

- Leadership Training Policy Record Training
- Leadership Training Policy Record Training

**B. IT AID PARTICIPATION OPERATIONAL PROGRAM AND/OR LIABILITIES**

any amount of equipment purchased or replaced by the City's IT Aid Participation Operational Program and/or Liabilities and any amount of equipment purchased or replaced by the City's IT Aid Participation Operational Program and/or Liabilities.

Classification

...  
...  
...

Source and Form License

...  
...

...

...

...

...

...  
...  
...  
...

OB-RATED TRAINING

...  
to enhance the unit employees' ability ...  
...

...  
...  
...

...  
...  
...

4 ...  
...  
...

OUT-DATED DATA GENERAL BENEFIT

...  
...  
...

...  
...  
...

...  
...  
...

ARTICLE 1

LABOR ABILITY

I COLLECTIVE

Employees shall be entitled to the right of representation by a union of their own choice and to bargain collectively with their employer through the representative of their choice. The right of employees to organize and to elect their representatives shall not be interfered with by the employer. The right of employees to organize and to elect their representatives shall not be interfered with by the employer. The right of employees to organize and to elect their representatives shall not be interfered with by the employer.

II ACCUMULATION AND RESORT TO LAW

A ACCUMULATION OF LAW

Employees shall be entitled to the right of representation by a union of their own choice and to bargain collectively with their employer through the representative of their choice. The right of employees to organize and to elect their representatives shall not be interfered with by the employer.

Employees shall be entitled to the right of representation by a union of their own choice and to bargain collectively with their employer through the representative of their choice. The right of employees to organize and to elect their representatives shall not be interfered with by the employer.

B RIGHT OF LAW

Employees shall be entitled to the right of representation by a union of their own choice and to bargain collectively with their employer through the representative of their choice.

Employees shall be entitled to the right of representation by a union of their own choice and to bargain collectively with their employer through the representative of their choice. The right of employees to organize and to elect their representatives shall not be interfered with by the employer.

Employees shall be entitled to the right of representation by a union of their own choice and to bargain collectively with their employer through the representative of their choice. The right of employees to organize and to elect their representatives shall not be interfered with by the employer.

4 Employees shall be entitled to the right of representation by a union of their own choice and to bargain collectively with their employer through the representative of their choice. The right of employees to organize and to elect their representatives shall not be interfered with by the employer.

ADAPTATION OF LAWS

Any law which is inconsistent with the provisions of this article shall be null and void. The provisions of this article shall be applicable to all employees of the State of California.

**D. REGISTRATION LAWS**

1. The Commission shall have the authority to promulgate rules and regulations to carry out the purposes of this Act, including the authority to require the registration of any person who is engaged in the business of providing services to the public.

2. The Commission shall have the authority to promulgate rules and regulations to carry out the purposes of this Act, including the authority to require the registration of any person who is engaged in the business of providing services to the public.

3. The Commission shall have the authority to promulgate rules and regulations to carry out the purposes of this Act, including the authority to require the registration of any person who is engaged in the business of providing services to the public.

**1. FAILURE TO FILE A REPORT**

1. Any person who fails to file a report as required by this Act shall be liable to a civil penalty of not more than \$1,000 for each day that the failure continues.

**III. OLIDAYS**

**A. OFFICIAL AID IT OLIDAYS ALL-TIME BIDDING IT MILEAGE**

1. The Commission shall have the authority to promulgate rules and regulations to carry out the purposes of this Act, including the authority to require the registration of any person who is engaged in the business of providing services to the public.

- The Commission shall have the authority to promulgate rules and regulations to carry out the purposes of this Act, including the authority to require the registration of any person who is engaged in the business of providing services to the public.
- The Commission shall have the authority to promulgate rules and regulations to carry out the purposes of this Act, including the authority to require the registration of any person who is engaged in the business of providing services to the public.
- The Commission shall have the authority to promulgate rules and regulations to carry out the purposes of this Act, including the authority to require the registration of any person who is engaged in the business of providing services to the public.
- The Commission shall have the authority to promulgate rules and regulations to carry out the purposes of this Act, including the authority to require the registration of any person who is engaged in the business of providing services to the public.

2. The Commission shall have the authority to promulgate rules and regulations to carry out the purposes of this Act, including the authority to require the registration of any person who is engaged in the business of providing services to the public.

**B. OFFICIAL AID IT OLIDAYS REGULAR PART-TIME RETIREMENT MILEAGE AND ALL-TIME MILEAGE WORKING A REWARD**

1. The Commission shall have the authority to promulgate rules and regulations to carry out the purposes of this Act, including the authority to require the registration of any person who is engaged in the business of providing services to the public.

- The Commission shall have the authority to promulgate rules and regulations to carry out the purposes of this Act, including the authority to require the registration of any person who is engaged in the business of providing services to the public.
- The Commission shall have the authority to promulgate rules and regulations to carry out the purposes of this Act, including the authority to require the registration of any person who is engaged in the business of providing services to the public.

Article 10. The Board shall have the authority to... 4. The Board shall have the authority to... Employee's Official Paid City... 5. The Board shall have the authority to...

6. The Board shall have the authority to... 7. The Board shall have the authority to...

OFFICIAL AID CITY HOLIDAYS OR CITY MILEAGE FOR DAILY RATE ADJUSTMENT LAORATION

- 8. The Board shall have the authority to... 9. The Board shall have the authority to... 10. The Board shall have the authority to... 11. The Board shall have the authority to... 12. The Board shall have the authority to... 13. The Board shall have the authority to... 14. The Board shall have the authority to... 15. The Board shall have the authority to...

16. The Board shall have the authority to... 17. The Board shall have the authority to...

18. The Board shall have the authority to...

19. The Board shall have the authority to... 20. The Board shall have the authority to...

21. The Board shall have the authority to... 22. The Board shall have the authority to...

OFFICIAL AID CITY HOLIDAYS OR DAILY RATE ADJUSTMENT LAORATION

Section 1. The Legislature shall have the power to:

- to define the boundaries of the several counties;
- to create, alter, divide, or abolish counties;
- to create, alter, divide, or abolish municipalities;
- to create, alter, divide, or abolish townships;
- to create, alter, divide, or abolish precincts;
- to create, alter, divide, or abolish wards;
- to create, alter, divide, or abolish school districts;
- to create, alter, divide, or abolish judicial districts;
- to create, alter, divide, or abolish legislative districts; and
- to create, alter, divide, or abolish any other political subdivisions.

Section 2. The Legislature shall have the power to create, alter, divide, or abolish any political subdivision of this State.

Section 3. The Legislature shall have the power to create, alter, divide, or abolish any political subdivision of this State.

Section 4. The Legislature shall have the power to create, alter, divide, or abolish any political subdivision of this State.

Section 5. The Legislature shall have the power to create, alter, divide, or abolish any political subdivision of this State.

**ARTICLE 2**

Section 1. The Legislature shall have the power to create, alter, divide, or abolish any political subdivision of this State.



Employees shall be eligible for a floating holiday if they have worked for the City for a minimum of one year.

Employees shall be eligible for a floating holiday if they have worked for the City for a minimum of one year and have not used their floating holiday for the current calendar year. The floating holiday shall be used on a day other than the day of the employee's absence. The floating holiday shall be used on a day other than the day of the employee's absence. The floating holiday shall be used on a day other than the day of the employee's absence.

4. Employees shall be eligible for a floating holiday if they have worked for the City for a minimum of one year and have not used their floating holiday for the current calendar year. The floating holiday shall be used on a day other than the day of the employee's absence. The floating holiday shall be used on a day other than the day of the employee's absence.

Employees shall be eligible for a floating holiday if they have worked for the City for a minimum of one year and have not used their floating holiday for the current calendar year. The floating holiday shall be used on a day other than the day of the employee's absence. The floating holiday shall be used on a day other than the day of the employee's absence.

ARTICLE 11.0 - FLOATING HOLIDAY - LAYOFF TIMING

Employees shall be eligible for a floating holiday if they have worked for the City for a minimum of one year and have not used their floating holiday for the current calendar year. The floating holiday shall be used on a day other than the day of the employee's absence. The floating holiday shall be used on a day other than the day of the employee's absence.

- Floating Holiday payoff, at the unit employee's discretion, may be:
  - Deposited into the unit employee's deferred compensation account or the City's Cash Compensation Account
  - Designated to the City's Cash Compensation Account

ARTICLE 11.0 - FLOATING HOLIDAY - LAYOFF TIMING - OTHER TERMINATION RATIO



Employee's regularly scheduled day  
at the unit employee's discretion

**OFFICIAL HOLIDAY OR ARRIVAL OF A SCHEDULED DAY OFF**

**A. ACCEPT OR ARRIVAL OF A SCHEDULED DAY OFF**

Employee's regularly scheduled day  
at the unit employee's discretion

- Employee's regularly scheduled day
- Arrive at work on the day of the scheduled day off

**B. LIMITATION**

Employee's regularly scheduled day  
at the unit employee's discretion

Employee's regularly scheduled day  
at the unit employee's discretion

**MINIMUM REQUIRED TO WORK ON A SCHEDULED DAY OFF**

Employee's regularly scheduled day  
at the unit employee's discretion

Employee's regularly scheduled day  
at the unit employee's discretion

Employee's regularly scheduled day  
at the unit employee's discretion

**WORK SCHEDULED DAY OFF**

Employee's regularly scheduled day  
at the unit employee's discretion

The Board of Directors of the Department of Justice shall have the authority to...

It is the policy of the Department of Justice to observe the national holiday of Veterans' Day (November 11)...

The Department of Justice shall observe the national holiday of Veterans' Day (November 11) by closing its offices...

**ARTICLE 2**

**SECTION 1. LIBEL OR Slander**

Any person who publishes or broadcasts any statement which is defamatory to the Department of Justice shall be liable for damages...

**SECTION 2. REAL OR Slander**

Any person who publishes or broadcasts any statement which is defamatory to the Department of Justice shall be liable for damages...

Any person who publishes or broadcasts any statement which is defamatory to the Department of Justice shall be liable for damages...

Any person who publishes or broadcasts any statement which is defamatory to the Department of Justice shall be liable for damages...

**SECTION 3. TABLE OF Slander B...**

The following table sets forth the names of the persons who have been named in the Department of Justice...

A review of the records of the Department of Justice shows that the following persons have been named in the Department of Justice...

11.1 The Board shall have the authority to amend, modify, or terminate this plan at any time and from time to time without notice to the employees.

Year 1	Year 2	Year 3	Year 4 and thereafter
100%	100%	100%	100% of the amount of the employee's accrued vacation at the time of termination, or such other amount as the Board may determine.

**11.2 ADMINISTRATIVE PROVISIONS**

11.2.1 The Board shall have the authority to amend, modify, or terminate this plan at any time and from time to time without notice to the employees.

11.2.2 If an employee's level of accrued vacation has been reduced to less than the amount of the employee's accrued vacation at the time of termination, the Board may, at its discretion, reduce the amount of the employee's accrued vacation to the amount of the employee's accrued vacation at the time of termination.

**11.3 LIMITATIONS**

11.3.1 The Board shall have the authority to amend, modify, or terminate this plan at any time and from time to time without notice to the employees.

**11.4 BI-WEEKLY PAYOUT OF ACCRUED VACATION - OPTIONAL**

11.4.1 The Board shall have the authority to amend, modify, or terminate this plan at any time and from time to time without notice to the employees.

**ARTICLE III - LABOR**

A. The City shall provide unit employees' reasonable notice of termination of employment.

B. The City shall provide unit employees' reasonable notice of termination of employment.

**BI-ANNUAL ANNUAL ANNUAL OUTLET**

**A. LIABILITY**

The City shall provide unit employees' the option to cash out vacation...

**B. RECORDS**

Any records maintained by the City shall be made available to unit employees...

**II. KLA**

**A. LIABILITY OR KLA**

The City shall provide unit employees' reasonable notice of termination of employment.

**B. ANNUAL OR KLA ALL-TIME ADVERTISING MILEAGE**

The City shall provide unit employees' reasonable notice of termination of employment.

Sick Leave Annual Rate for Full-time Employees		
Bi-weekly Annual rate	Monthly Annual rate	Annual Annual rate
4% 4% of the total salary earned	10% 10% of the total salary earned	4% 4% of the total salary earned

11.02 The Sick Leave Rate shall be determined by the following formula: (Sick Leave Rate) = (Total Salary Earned) x (Sick Leave Rate). The Sick Leave Rate shall be 4% of the total salary earned for full-time employees.

AMAL Sick Leave Annual Rate for Regular Part-time (RPT) Employees			
RPT regular scheduled workweek hours	Bi-weekly Annual rate	Monthly Annual rate	Annual Annual rate
20 hours 20 hours x 4% = 0.8%	4% 4% of the total salary earned	10% 10% of the total salary earned	4% 4% of the total salary earned

**11.03 REGRESSION AND PRIORITIZATION OF SICK LEAVE**

11.03.01 The amount of sick leave accrued to an employee shall be determined by the following formula:

- The amount of sick leave accrued to an employee shall be determined by the following formula:
- Accumulated sick leave
- The amount of sick leave accrued to an employee shall be determined by the following formula: (Sick Leave Rate) x (Total Salary Earned) = (Sick Leave Accrued). The Sick Leave Rate shall be 4% of the total salary earned for full-time employees.
- Method of determining the amount of sick leave accrued to an employee shall be determined by the following formula:
- The amount of sick leave accrued to an employee shall be determined by the following formula:
- The amount of sick leave accrued to an employee shall be determined by the following formula:

11.03.02 The amount of sick leave accrued to an employee shall be determined by the following formula:

11.03.03 The amount of sick leave accrued to an employee shall be determined by the following formula:

The Board shall have the authority to suspend, modify, or terminate the benefits of any member who is found to be in violation of the provisions of this article. The Board shall also have the authority to suspend, modify, or terminate the benefits of any member who is found to be in violation of the provisions of this article.

**D. BI-WEEKLY KLAYA OLA D I K L A A A R R A L O - R A B L**

The Board shall have the authority to suspend, modify, or terminate the benefits of any member who is found to be in violation of the provisions of this article. The Board shall also have the authority to suspend, modify, or terminate the benefits of any member who is found to be in violation of the provisions of this article.

TIER I K L A A O A T T R D R D A D I T O R O R			
Bi-weekly Accrual Rate	Tier Maximum Accumulation	Amount of Bi-weekly Sick Leave Pool	Amount of Bi-weekly Sick Leave Accrued
4%	4%	4 weeks of accrued sick leave 4 weeks of accrued sick leave 4 weeks of accrued sick leave	4 weeks
<ul style="list-style-type: none"> <li>               The Board shall have the authority to suspend, modify, or terminate the benefits of any member who is found to be in violation of the provisions of this article.             </li> <li>               The Board shall have the authority to suspend, modify, or terminate the benefits of any member who is found to be in violation of the provisions of this article.             </li> </ul>			

The Board shall have the authority to suspend, modify, or terminate the benefits of any member who is found to be in violation of the provisions of this article. The Board shall also have the authority to suspend, modify, or terminate the benefits of any member who is found to be in violation of the provisions of this article.

11.01 The unit shall contribute to the unit employee's accruals up to the maximum amount provided in the contract.

11.02 The unit shall contribute to the unit employee's accruals up to the maximum amount provided in the contract.

**11.03 K L A O R I O A O O R T I R M O T O R A O R A B L R O I O A T I O - O O R A B L**

11.03.01 The unit shall contribute to the unit employee's accruals up to the maximum amount provided in the contract.

11.03.02 The unit shall contribute to the unit employee's accruals up to the maximum amount provided in the contract.

11.03.03 The unit shall contribute to the unit employee's accruals up to the maximum amount provided in the contract.

11.03.04 The unit shall contribute to the unit employee's accruals up to the maximum amount provided in the contract.

4.01 A unit employee's death shall result in the unit employee's death benefit being paid to the unit employee's beneficiary.

**11.04 K L A A O O T O D A T O A M L O - O O R A B L**

11.04.01 Upon a unit employee's death, his/her beneficiaries or estate shall receive the unit employee's death benefit.

11.04.02 A unit employee's death shall result in the unit employee's death benefit being paid to the unit employee's beneficiary.

**RE-RETIREMENT DISTRIBUTION OF LEASE ANNUAL - O-  
RABL**

A. A participant who is a member of the plan and who is eligible for a lump-sum distribution of the plan's assets may elect to receive such distribution in the form of a series of payments over a period of up to 10 years. The participant may also elect to receive such distribution in the form of a series of payments over a period of up to 10 years, with the first payment being made at the time of the distribution. The participant may also elect to receive such distribution in the form of a series of payments over a period of up to 10 years, with the first payment being made at the time of the distribution. The participant may also elect to receive such distribution in the form of a series of payments over a period of up to 10 years, with the first payment being made at the time of the distribution.

B. The distribution shall be made in equal payments over the period of 10 years. The first payment shall be made at the time of the distribution. The distribution shall be made in equal payments over the period of 10 years. The first payment shall be made at the time of the distribution. The distribution shall be made in equal payments over the period of 10 years. The first payment shall be made at the time of the distribution.

**RE-RETIREMENT OF LEASE (OD)**

**A. TO THE MOST MAJORITY OF ALAR OPTIMA**

The distribution shall be made in equal payments over the period of 10 years. The first payment shall be made at the time of the distribution. The distribution shall be made in equal payments over the period of 10 years. The first payment shall be made at the time of the distribution. The distribution shall be made in equal payments over the period of 10 years. The first payment shall be made at the time of the distribution.

The distribution shall be made in equal payments over the period of 10 years. The first payment shall be made at the time of the distribution. The distribution shall be made in equal payments over the period of 10 years. The first payment shall be made at the time of the distribution. The distribution shall be made in equal payments over the period of 10 years. The first payment shall be made at the time of the distribution.

The distribution shall be made in equal payments over the period of 10 years. The first payment shall be made at the time of the distribution. The distribution shall be made in equal payments over the period of 10 years. The first payment shall be made at the time of the distribution. The distribution shall be made in equal payments over the period of 10 years. The first payment shall be made at the time of the distribution.

**B. TO THE IO OF LEASE AD ALAR OPTIMA**

The distribution shall be made in equal payments over the period of 10 years. The first payment shall be made at the time of the distribution. The distribution shall be made in equal payments over the period of 10 years. The first payment shall be made at the time of the distribution. The distribution shall be made in equal payments over the period of 10 years. The first payment shall be made at the time of the distribution.



Employees shall be eligible for a disability benefit if they are unable to perform their job duties for a period of 90 days or more.

**ARTICLE 11.01 - DISABILITY BENEFIT**

Employees shall be eligible for a disability benefit if they are unable to perform their job duties for a period of 90 days or more. The benefit shall be paid at the rate of 60% of the employee's base salary for the first 90 days of disability. After 90 days, the benefit shall be paid at the rate of 40% of the employee's base salary for the remainder of the disability period. The benefit shall be paid for a maximum period of 180 days.

The employee must be unable to perform their job duties for a period of 90 days or more. The employee must be unable to perform their job duties for a period of 90 days or more. The employee must be unable to perform their job duties for a period of 90 days or more.

**ARTICLE 11.02 - SHORT-TERM DISABILITY BENEFIT**

Employees shall be eligible for a short-term disability benefit if they are unable to perform their job duties for a period of 90 days or more. The benefit shall be paid at the rate of 60% of the employee's base salary for the first 90 days of disability. After 90 days, the benefit shall be paid at the rate of 40% of the employee's base salary for the remainder of the disability period. The benefit shall be paid for a maximum period of 180 days.

**LIMITATIONS**

When a unit employee's absence is a result of a compensable injury or illness, the employee shall be eligible for a disability benefit. The benefit shall be paid at the rate of 60% of the employee's base salary for the first 90 days of disability. After 90 days, the benefit shall be paid at the rate of 40% of the employee's base salary for the remainder of the disability period. The benefit shall be paid for a maximum period of 180 days.

The employee must be unable to perform their job duties for a period of 90 days or more. The employee must be unable to perform their job duties for a period of 90 days or more.

The employee must be unable to perform their job duties for a period of 90 days or more. The employee must be unable to perform their job duties for a period of 90 days or more.

The employee must be unable to perform their job duties for a period of 90 days or more. The employee must be unable to perform their job duties for a period of 90 days or more.

The employee must be unable to perform their job duties for a period of 90 days or more. The employee must be unable to perform their job duties for a period of 90 days or more.

**MIAMI-LA OLA WIT A**

**A BREAM TLA**

A... d... r... d...  
... d...  
... r... r...  
... equivalent of the employee's regular workweek, ...  
... 4...  
... d...  
... d...

... d...  
d...

- |                  |                       |
|------------------|-----------------------|
| ...              | ...                   |
| Child's Spouse   | Spouse's ...          |
| ...              | Spouse's Grandparents |
| ...              | Spouse's Parents      |
| ...              | Spouse's Sisters      |
| ... R... D...    | ...                   |
| ...              | ...                   |
| Siblings' Spouse |                       |

... r...  
...

4...  
... M...  
...

... d...  
... r...  
... d...  
...

... r...  
... r...  
... r...  
... R... D...  
... d...  
... r...  
... d...  
... d...

**B. MARRIAGE LAWS**

A. Any person who is a resident of this State and who is at least 18 years of age and who is not already married may marry any other person who is at least 18 years of age and who is not already married. The marriage shall be solemnized by a minister of the Gospel, a priest, a rabbi, or a judge of the State. The marriage shall be recorded in the office of the clerk of the court in the county where the marriage is solemnized.

Any person who is a resident of this State and who is at least 18 years of age and who is not already married may marry any other person who is at least 18 years of age and who is not already married.

Any person who is a resident of this State and who is at least 18 years of age and who is not already married may marry any other person who is at least 18 years of age and who is not already married.

4. Any person who is a resident of this State and who is at least 18 years of age and who is not already married may marry any other person who is at least 18 years of age and who is not already married.

**C. RE DUTY**

A. Any person who is a resident of this State and who is at least 18 years of age and who is not already married may marry any other person who is at least 18 years of age and who is not already married.

Any person who is a resident of this State and who is at least 18 years of age and who is not already married may marry any other person who is at least 18 years of age and who is not already married.

Any person who is a resident of this State and who is at least 18 years of age and who is not already married may marry any other person who is at least 18 years of age and who is not already married.

4. Any person who is a resident of this State and who is at least 18 years of age and who is not already married may marry any other person who is at least 18 years of age and who is not already married.

Any person who is a resident of this State and who is at least 18 years of age and who is not already married may marry any other person who is at least 18 years of age and who is not already married.

... r... ..

... J... ..

... ..

- ... ..
- ... ..
- ... ..

... ..

... ..

... ..

**DI OTTAVIO DI RIFORMA LA**

... ..

**RELIGIO DEI RELIGI**

... ..

- ... ..
- M... ..

Il presente articolo ha lo scopo di disciplinare l'attività di ricerca e sviluppo in materia di...

**MILITAR L A O AB**

Il presente articolo ha lo scopo di disciplinare l'attività di ricerca e sviluppo in materia di...

**OTI L A**

Il presente articolo ha lo scopo di disciplinare l'attività di ricerca e sviluppo in materia di...

Il presente articolo ha lo scopo di disciplinare l'attività di ricerca e sviluppo in materia di...

Il presente articolo ha lo scopo di disciplinare l'attività di ricerca e sviluppo in materia di...

**COL A TI IT L A**

Il presente articolo ha lo scopo di disciplinare l'attività di ricerca e sviluppo in materia di...

Il presente articolo ha lo scopo di disciplinare l'attività di ricerca e sviluppo in materia di...

Il presente articolo ha lo scopo di disciplinare l'attività di ricerca e sviluppo in materia di...

Il presente articolo ha lo scopo di disciplinare l'attività di ricerca e sviluppo in materia di...

Il presente articolo ha lo scopo di disciplinare l'attività di ricerca e sviluppo in materia di...

deposits made by the employee or the employee's dependent child for the employee's health, dental, or vision insurance.

The employee may also elect to have the employer pay the cost of the employee's health, dental, or vision insurance.

The employee may also elect to have the employer pay the cost of the employee's health, dental, or vision insurance for the employee's dependent child. The employee may also elect to have the employer pay the cost of the employee's health, dental, or vision insurance for the employee's dependent child.

**III. FAMILY MEDICAL LEAVE ACT (FMLA) AND ALIENIA FAMILY RIPT ACT**

The employee may elect to have the employer pay the cost of the employee's health, dental, or vision insurance for the employee's dependent child.

The employee may also elect to have the employer pay the cost of the employee's health, dental, or vision insurance for the employee's dependent child.

The employee may also elect to have the employer pay the cost of the employee's health, dental, or vision insurance for the employee's dependent child.

4. The employee may also elect to have the employer pay the cost of the employee's health, dental, or vision insurance for the employee's dependent child.

**A. LIABILITY FOR FMLA AND RA**

The employee may also elect to have the employer pay the cost of the employee's health, dental, or vision insurance for the employee's dependent child.

- The employee may also elect to have the employer pay the cost of the employee's health, dental, or vision insurance for the employee's dependent child.
- Dependent child of the employee – FMLA only
- The employee may also elect to have the employer pay the cost of the employee's health, dental, or vision insurance for the employee's dependent child.
- The employee may also elect to have the employer pay the cost of the employee's health, dental, or vision insurance for the employee's dependent child.
- The employee may also elect to have the employer pay the cost of the employee's health, dental, or vision insurance for the employee's dependent child.
- The employee may also elect to have the employer pay the cost of the employee's health, dental, or vision insurance for the employee's dependent child.

The employee may also elect to have the employer pay the cost of the employee's health, dental, or vision insurance for the employee's dependent child.

**B. MEMORIAL RIGHTS UNDER MLA**

1. The unit shall have the right to be represented by a representative body of its own choosing.

2. The unit shall have the right to elect representatives to the bargaining agent's board of directors.

3. The unit shall have the right to elect representatives to the bargaining agent's board of directors.

4. The unit shall have the right to elect representatives to the bargaining agent's board of directors.

4. During the term of the MLA, the unit shall have the right to elect representatives to the bargaining agent's board of directors.

**C. ANNUAL REPORTS UNDER MLA**

1. The bargaining agent shall submit an annual report to the unit detailing the unit's financial condition and the bargaining agent's performance during the year.

2. The bargaining agent shall be required for absences relating to the unit employee's or family members' or other persons' absence.

3. The bargaining agent shall submit an annual report to the unit detailing the unit's financial condition and the bargaining agent's performance during the year.

**D. RIGHTS UNDER MLA**

1. The bargaining agent shall have the right to be represented by a representative body of its own choosing.

OPTIONAL REAL WILLO

OPTIONAL REAL WILLO is a will that is made by a person who is not a citizen of the state and who is not domiciled in the state at the time of his death. It is a will that is made by a person who is not a citizen of the state and who is not domiciled in the state at the time of his death.

OPTIONAL REAL WILLO is a will that is made by a person who is not a citizen of the state and who is not domiciled in the state at the time of his death.

IRATIO

IRATIO is a will that is made by a person who is not a citizen of the state and who is not domiciled in the state at the time of his death. It is a will that is made by a person who is not a citizen of the state and who is not domiciled in the state at the time of his death.

REAL ABILITY LA

REAL ABILITY LA is a will that is made by a person who is not a citizen of the state and who is not domiciled in the state at the time of his death. It is a will that is made by a person who is not a citizen of the state and who is not domiciled in the state at the time of his death.

REAL ABILITY LA is a will that is made by a person who is not a citizen of the state and who is not domiciled in the state at the time of his death. It is a will that is made by a person who is not a citizen of the state and who is not domiciled in the state at the time of his death.

REAL ABILITY LA is a will that is made by a person who is not a citizen of the state and who is not domiciled in the state at the time of his death. It is a will that is made by a person who is not a citizen of the state and who is not domiciled in the state at the time of his death.

REAL ABILITY LA is a will that is made by a person who is not a citizen of the state and who is not domiciled in the state at the time of his death. It is a will that is made by a person who is not a citizen of the state and who is not domiciled in the state at the time of his death.

MAINTAINANCE OF BENEFIT WILLO

MAINTAINANCE OF BENEFIT WILLO is a will that is made by a person who is not a citizen of the state and who is not domiciled in the state at the time of his death. It is a will that is made by a person who is not a citizen of the state and who is not domiciled in the state at the time of his death.

*Example:* A person who is not a citizen of the state and who is not domiciled in the state at the time of his death makes a will that is made by a person who is not a citizen of the state and who is not domiciled in the state at the time of his death.



- ARTIOL 100
- ARTIOL 100

ARTIOL 100

ARTIOL 100 is a... (text describing the product's benefits and usage)

ARTIOL 100

ARTIOL 100 is a... (text describing the product's benefits and usage)

ARTIOL 100 is a... (text describing the product's benefits and usage)

ARTIOL 100 is a... (text describing the product's benefits and usage)

ARTIOL 100

ARTIOL 100

ARTIOL 100 is a... (text describing the product's benefits and usage)

ARTIOL 100 is a... (text describing the product's benefits and usage)

... or ... r ... d ...

... M ... A ...

4. A ... D ... r d ...

**B. INITIAL LIABILITY WITHOUT A**

... r ... d ...

**B. LIMIT LIABILITY WITHOUT A**

... r ... d ...

A ... r ... d ...

**D. LIABILITY OF ABSENT WITNESS AT THE TRIAL DAY**

**NOTIFICATION TO DEPARTMENT**

... r ... d ...

**CORRECTION**

... r ... d ... to the unit employee's record

**DURATION OF LEAVE**

When an employee is absent for a period of time due to a medical condition, the employee's absence shall be considered a leave of absence. The duration of the leave of absence shall be determined by the Medical Director in consultation with the employee's physician.

- The employee's absence shall be considered a leave of absence if the employee's absence is due to a medical condition.
- The employee's absence is not consistent with the approved leave of absence.
- The employee's absence is not a leave of absence.

**4. PAYMENT OF LEAVE OF ABSENCE WITHOUT PAY**

When an employee is absent for a period of time due to a medical condition, the employee's absence shall be considered a leave of absence. The duration of the leave of absence shall be determined by the Medical Director in consultation with the employee's physician. The employee shall be paid for the leave of absence in accordance with the City's policy on leave of absence.

**RETURN FROM LEAVE OF ABSENCE WITHOUT PAY - DISABILITY TRAIT PAYMENT**

When an employee returns from a leave of absence without pay, the employee shall be paid for the leave of absence in accordance with the City's policy on leave of absence. The employee shall be paid for the leave of absence in accordance with the City's policy on leave of absence.

When an employee returns from a leave of absence without pay, the employee shall be paid for the leave of absence in accordance with the City's policy on leave of absence. The employee shall be paid for the leave of absence in accordance with the City's policy on leave of absence.

When an employee returns from a leave of absence without pay, the employee shall be paid for the leave of absence in accordance with the City's policy on leave of absence. The employee shall be paid for the leave of absence in accordance with the City's policy on leave of absence.

ARTICLE 11. ABA DOMESTIC OBITION

A. The purpose of this article is to provide for the orderly and efficient operation of the domestic obitiation process. The provisions of this article shall apply to all domestic obitiation proceedings.

The provisions of this article shall apply to all domestic obitiation proceedings. The provisions of this article shall apply to all domestic obitiation proceedings.

The provisions of this article shall apply to all domestic obitiation proceedings. The provisions of this article shall apply to all domestic obitiation proceedings.

4. The provisions of this article shall apply to all domestic obitiation proceedings. The provisions of this article shall apply to all domestic obitiation proceedings.

ARTICLE 12. VOLUNTARY ROLLOVER

Domestic obitiation shall be used at the employee's discretion. Administrative obitiation shall be used at the employee's discretion. Administrative obitiation shall be used at the employee's discretion.

ARTICLE 13. ADMINISTRATIVE LEAVE

Administrative leave shall be used at the employee's discretion. Administrative leave shall be used at the employee's discretion. Administrative leave shall be used at the employee's discretion.

ARTICLE 11

WORKING CONDITIONS

I PRIORITY

A PRIORITY LIST

1. The Commission shall, in accordance with the provisions of the Treaty, draw up a list of tasks which are of high priority and which require special attention. This list shall be drawn up in accordance with the criteria laid down in the Annex to this Regulation.

2. The Commission shall, in accordance with the provisions of the Treaty, draw up a list of tasks which are of high priority and which require special attention. This list shall be drawn up in accordance with the criteria laid down in the Annex to this Regulation.

B PRIORITY WITH A RIGHT OF LAISSEZ-PASSER

3. The Commission shall, in accordance with the provisions of the Treaty, draw up a list of tasks which are of high priority and which require special attention. This list shall be drawn up in accordance with the criteria laid down in the Annex to this Regulation.

C PRIORITY POINTS FOR REGULAR ART-TIME RETIREMENT

4. The Commission shall, in accordance with the provisions of the Treaty, draw up a list of tasks which are of high priority and which require special attention. This list shall be drawn up in accordance with the criteria laid down in the Annex to this Regulation.

II RIAA

A LAISSEZ-PASSER RIAA

5. The Commission shall, in accordance with the provisions of the Treaty, draw up a list of tasks which are of high priority and which require special attention. This list shall be drawn up in accordance with the criteria laid down in the Annex to this Regulation.

B LAISSEZ-PASSER REGULAR ART-TIME RETIREMENT RIAA

6. The Commission shall, in accordance with the provisions of the Treaty, draw up a list of tasks which are of high priority and which require special attention. This list shall be drawn up in accordance with the criteria laid down in the Annex to this Regulation.

III MANAGEMENT TITLES

1. The Board shall determine the structure and composition of the Board and shall determine the duties and responsibilities of the Board members.

2. The Board shall determine the structure and composition of the Board and shall determine the duties and responsibilities of the Board members.

3. The Board shall determine the structure and composition of the Board and shall determine the duties and responsibilities of the Board members.

I DICTIONARY

A ARTICLE 11 - DICTIONARY

1. The Board shall determine the structure and composition of the Board and shall determine the duties and responsibilities of the Board members.

B DICTIONARY REGULAR ART-TIME MLO - OR MOR AR OR

1. Regular employees shall be employed on a full-time basis or on a part-time basis. The Board shall determine the structure and composition of the Board and shall determine the duties and responsibilities of the Board members.

2. The Board shall determine the structure and composition of the Board and shall determine the duties and responsibilities of the Board members.

3. The Board shall determine the structure and composition of the Board and shall determine the duties and responsibilities of the Board members.

4. The Board shall determine the structure and composition of the Board and shall determine the duties and responsibilities of the Board members.

**REPORTING PROCEDURE FOR HARASSMENT - RPT**

A reporting procedure is provided to the reporting employee or the reporting supervisor to report harassment. The reporting procedure is provided to the reporting employee or the reporting supervisor in the form of a reporting procedure. The reporting procedure is provided to the reporting employee or the reporting supervisor in the form of a reporting procedure.

A reporting procedure is provided to the reporting employee or the reporting supervisor to report harassment. The reporting procedure is provided to the reporting employee or the reporting supervisor in the form of a reporting procedure. The reporting procedure is provided to the reporting employee or the reporting supervisor in the form of a reporting procedure. A reporting procedure is provided to the reporting employee or the reporting supervisor to report harassment.

Any reporting procedure is provided to the reporting employee or the reporting supervisor to report harassment. The reporting procedure is provided to the reporting employee or the reporting supervisor in the form of a reporting procedure.

4. Any reporting procedure is provided to the reporting employee or the reporting supervisor to report harassment. The reporting procedure is provided to the reporting employee or the reporting supervisor in the form of a reporting procedure.

**DISCIPLINARY PROCEDURES**

A reporting procedure is provided to the reporting employee or the reporting supervisor to report harassment. The reporting procedure is provided to the reporting employee or the reporting supervisor in the form of a reporting procedure. The reporting procedure is provided to the reporting employee or the reporting supervisor in the form of a reporting procedure.

**DISCIPLINARY PROCEDURES**

Any reporting procedure is provided to the reporting employee or the reporting supervisor to report harassment. The reporting procedure is provided to the reporting employee or the reporting supervisor in the form of a reporting procedure. The reporting procedure is provided to the reporting employee or the reporting supervisor in the form of a reporting procedure.

Any reporting procedure is provided to the reporting employee or the reporting supervisor to report harassment. The reporting procedure is provided to the reporting employee or the reporting supervisor in the form of a reporting procedure. The reporting procedure is provided to the reporting employee or the reporting supervisor in the form of a reporting procedure. Reporting procedure is provided to the reporting employee or the reporting supervisor to report harassment.

ARTI L O

A

- Il presente articolo ha lo scopo di disciplinare l'attività di ricerca e sviluppo svolta dall'Ente, al fine di garantire l'efficienza e l'efficacia delle attività svolte.
- Le attività di ricerca e sviluppo sono svolte in collaborazione con i partner esterni, al fine di favorire l'innovazione e la crescita dell'Ente.

B

- Il presente articolo ha lo scopo di disciplinare l'attività di ricerca e sviluppo svolta dall'Ente, al fine di garantire l'efficienza e l'efficacia delle attività svolte.
- Le attività di ricerca e sviluppo sono svolte in collaborazione con i partner esterni, al fine di favorire l'innovazione e la crescita dell'Ente.
- Il presente articolo ha lo scopo di disciplinare l'attività di ricerca e sviluppo svolta dall'Ente, al fine di garantire l'efficienza e l'efficacia delle attività svolte.
- Le attività di ricerca e sviluppo sono svolte in collaborazione con i partner esterni, al fine di favorire l'innovazione e la crescita dell'Ente.

OM LIA

- Il presente articolo ha lo scopo di disciplinare l'attività di ricerca e sviluppo svolta dall'Ente, al fine di garantire l'efficienza e l'efficacia delle attività svolte.
- Le attività di ricerca e sviluppo sono svolte in collaborazione con i partner esterni, al fine di favorire l'innovazione e la crescita dell'Ente.
- Il presente articolo ha lo scopo di disciplinare l'attività di ricerca e sviluppo svolta dall'Ente, al fine di garantire l'efficienza e l'efficacia delle attività svolte.
- Le attività di ricerca e sviluppo sono svolte in collaborazione con i partner esterni, al fine di favorire l'innovazione e la crescita dell'Ente.



**II. ARTICLE 11**

**A. DOLMONT OTRAT AND TOLO**

... ... ...

... ... ...

**B. OLIVATA I MRITATIO**

... ... ...

**R. OIBILIT**

... ... ...

**DR-R WORKLA AND DR AND AL OOL I T WORKLA**

... ... ...

... ... ...

... ... ...

**III. LAL D**

... ... ...

ARTICLE 00000

GENERAL PROVISIONS

I. TERMS MEMORANDUM OF UNDERSTANDING

The Memorandum of Understanding Jointly entered into by the City and the County of San Diego, California, dated 2008, is hereby approved and the County of San Diego is hereby bound by the terms and conditions of the Memorandum of Understanding.

II. MERITORIAL WAIVER

The County of San Diego hereby waives its right to file a writ of habeas corpus or any other writ or remedy to challenge the City's ability to respond to the needs of the County of San Diego. The County of San Diego hereby waives its right to file a writ of habeas corpus or any other writ or remedy to challenge the City's ability to respond to the needs of the County of San Diego. The County of San Diego hereby waives its right to file a writ of habeas corpus or any other writ or remedy to challenge the City's ability to respond to the needs of the County of San Diego.

III. REABILITATION PROVISIONS

The County of San Diego hereby waives its right to file a writ of habeas corpus or any other writ or remedy to challenge the City's ability to respond to the needs of the County of San Diego. The County of San Diego hereby waives its right to file a writ of habeas corpus or any other writ or remedy to challenge the City's ability to respond to the needs of the County of San Diego. The County of San Diego hereby waives its right to file a writ of habeas corpus or any other writ or remedy to challenge the City's ability to respond to the needs of the County of San Diego.

IV. CIVIL RIGHTS RELIEF POLICY

- 1. The County of San Diego hereby waives its right to file a writ of habeas corpus or any other writ or remedy to challenge the City's ability to respond to the needs of the County of San Diego.
- 2. The County of San Diego hereby waives its right to file a writ of habeas corpus or any other writ or remedy to challenge the City's ability to respond to the needs of the County of San Diego.



**RATIONALE AND IMPLEMENTATION**

**A. KNOWLEDGE MANAGEMENT**

The first part of the document describes the current state of knowledge management in the organization. It highlights the challenges faced by the organization in terms of knowledge sharing, retention, and utilization. The document also identifies the key areas where knowledge management is critical to the organization's success.

**B. METAL RECOMMENDATION – APPROVAL OF MO**

The second part of the document discusses the process of recommending and approving the Metal Recommendation (MO). It outlines the steps involved in the process, from initial identification to final approval. The document also provides guidance on how to effectively communicate the benefits of the MO to the relevant stakeholders.

**Culver CITY**  
**Salary Schedule**  
**Effective Date 07/01/2021**

**EXHIBIT B**

**Note:** For FIRE job titles, the printed hourly rates are for 40-hour employees. To determine the hourly rates for 56-hour employees, divide the annual rate by 2912. (Titles with two codes in parentheses indicate they are 40-hour & 56-hour positions. The first code is for 40-hr, the second one for 56-hr.)

Group	Title	Step	Hourly Rate	Monthly Rate	Annual Rate
CCEA	ACCOUNT CLERK (205)	1	22.8290	3,957.03	47,484.32
CCEA	ACCOUNT CLERK (205)	2	23.9966	4,159.42	49,912.98
CCEA	ACCOUNT CLERK (205)	3	25.2229	4,371.97	52,463.58
CCEA	ACCOUNT CLERK (205)	4	26.5128	4,595.54	55,146.52
CCEA	ACCOUNT CLERK (205)	5	27.8699	4,830.78	57,969.34
CCEA	ACCOUNT CLERK-REG PT (205R)	1	22.8290	3,957.03	47,484.32
CCEA	ACCOUNT CLERK-REG PT (205R)	2	23.9966	4,159.42	49,912.98
CCEA	ACCOUNT CLERK-REG PT (205R)	3	25.2229	4,371.97	52,463.58
CCEA	ACCOUNTANT (419)	1	33.8060	5,859.71	70,316.48
CCEA	ACCOUNTANT (419)	2	35.5328	6,159.01	73,908.12
CCEA	ACCOUNTANT (419)	3	37.3485	6,473.74	77,684.88
CCEA	ACCOUNTANT (419)	4	39.2575	6,804.63	81,655.60
CCEA	ACCOUNTANT (419)	5	41.2636	7,152.36	85,828.34
CCEA	ACCOUNTANT II (428)	1	36.9774	6,409.41	76,912.94
CCEA	ACCOUNTANT II (428)	2	38.8673	6,736.99	80,843.88
CCEA	ACCOUNTANT II (428)	3	40.8532	7,081.23	84,974.76
CCEA	ACCOUNTANT II (428)	4	42.9411	7,443.13	89,317.54
CCEA	ACCOUNTANT II (428)	5	45.1359	7,823.55	93,882.62
CCEA	ACCOUNTING TECHNICIAN (223)	1	27.7307	4,806.66	57,679.96
CCEA	ACCOUNTING TECHNICIAN (223)	2	29.1227	5,047.94	60,575.32
CCEA	ACCOUNTING TECHNICIAN (223)	3	30.5986	5,303.76	63,645.14
CCEA	ACCOUNTING TECHNICIAN (223)	4	32.1622	5,574.79	66,897.48
CCEA	ACCOUNTING TECHNICIAN (223)	5	33.8060	5,859.71	70,316.48
CCEA	ADMIN CLERK (207)	1	22.6021	3,917.70	47,012.42
CCEA	ADMIN CLERK (207)	2	23.7578	4,118.01	49,416.12
CCEA	ADMIN CLERK (207)	3	24.9719	4,328.46	51,941.50
CCEA	ADMIN CLERK (207)	4	26.2490	4,549.83	54,597.92
CCEA	ADMIN CLERK (207)	5	27.5927	4,782.74	57,392.92
CCEA	ADMIN CLERK-REG PT (207R)	1	22.6021	3,917.70	47,012.42
CCEA	ADMIN CLERK-REG PT (207R)	2	23.7578	4,118.01	49,416.12
CCEA	ADMIN CLERK-REG PT (207R)	3	24.9719	4,328.46	51,941.50
CCEA	ADMIN SECRETARY (222)	1	27.5927	4,782.74	57,392.92
CCEA	ADMIN SECRETARY (222)	2	28.9798	5,023.16	60,277.88
CCEA	ADMIN SECRETARY (222)	3	30.4463	5,277.35	63,328.20
CCEA	ADMIN SECRETARY (222)	4	32.0027	5,547.14	66,565.72
CCEA	ADMIN SECRETARY (222)	5	33.6369	5,830.39	69,964.70
CCEA	ANIMAL SERVICES OFFICER (307)	1	26.2490	4,549.83	54,597.92
CCEA	ANIMAL SERVICES OFFICER (307)	2	27.5927	4,782.74	57,392.92
CCEA	ANIMAL SERVICES OFFICER (307)	3	28.9798	5,023.16	60,277.88
CCEA	ANIMAL SERVICES OFFICER (307)	4	30.4463	5,277.35	63,328.20
CCEA	ANIMAL SERVICES OFFICER (307)	5	32.0027	5,547.14	66,565.72

# Culver CITY

## Salary Schedule

Effective Date 07/01/2021

Group	Title	Step	Hourly Rate	Monthly Rate	Annual Rate
CCEA	ASSISTANT ENGINEER (425)	1	36.5887	6,342.05	76,104.60
CCEA	ASSISTANT ENGINEER (425)	2	38.4582	6,666.10	79,993.16
CCEA	ASSISTANT ENGINEER (425)	3	40.4226	7,006.59	84,079.06
CCEA	ASSISTANT ENGINEER (425)	4	42.4889	7,364.74	88,376.86
CCEA	ASSISTANT ENGINEER (425)	5	44.6595	7,740.98	92,891.76
CCEA	ASSISTANT PLANNER (420)	1	34.1444	5,918.36	71,020.30
CCEA	ASSISTANT PLANNER (420)	2	35.8891	6,220.78	74,649.38
CCEA	ASSISTANT PLANNER (420)	3	37.7226	6,538.59	78,463.06
CCEA	ASSISTANT PLANNER (420)	4	39.6510	6,872.84	82,474.08
CCEA	ASSISTANT PLANNER (420)	5	41.6764	7,223.91	86,686.86
CCEA	ASSOC ANL Y-RATE (495)	1	39.1041	6,778.05	81,336.58
CCEA	ASSOCIATE ANALYST (415)	1	33.1378	5,743.88	68,926.52
CCEA	ASSOCIATE ANALYST (415)	2	34.8308	6,037.33	72,447.96
CCEA	ASSOCIATE ANALYST (415)	3	36.6115	6,345.99	76,151.92
CCEA	ASSOCIATE ANALYST (415)	4	38.4822	6,670.26	80,043.08
CCEA	ASSOCIATE ANALYST (415)	5	40.4478	7,010.94	84,131.32
CCEA	ASSOCIATE ENGINEER (439)	1	43.7802	7,588.58	91,062.92
CCEA	ASSOCIATE ENGINEER (439)	2	46.0167	7,976.24	95,714.84
CCEA	ASSOCIATE ENGINEER (439)	3	48.3686	8,383.90	100,606.74
CCEA	ASSOCIATE ENGINEER (439)	4	50.8392	8,812.14	105,745.64
CCEA	ASSOCIATE ENGINEER (439)	5	53.4384	9,262.65	111,151.82
CCEA	ASSOCIATE PLANNER (431)	1	39.2575	6,804.63	81,655.60
CCEA	ASSOCIATE PLANNER (431)	2	41.2636	7,152.36	85,828.34
CCEA	ASSOCIATE PLANNER (431)	3	43.3720	7,517.81	90,213.76
CCEA	ASSOCIATE PLANNER (431)	4	45.5882	7,901.96	94,823.56
CCEA	ASSOCIATE PLANNER (431)	5	47.9174	8,305.68	99,668.14
CCEA	AUDIO VISUAL OP/ANALYST-REG PT (455R)	1	41.2636	7,152.36	85,828.34
CCEA	AUDIO VISUAL OP/ANALYST-REG PT (455R)	2	43.3720	7,517.81	90,213.76
CCEA	AUDIO VISUAL OP/ANALYST-REG PT (455R)	3	45.5882	7,901.96	94,823.56
CCEA	AUTOMATED ENFORCEMENT TECH (219)	1	26.2490	4,549.83	54,597.92
CCEA	AUTOMATED ENFORCEMENT TECH (219)	2	27.5927	4,782.74	57,392.92
CCEA	AUTOMATED ENFORCEMENT TECH (219)	3	28.9798	5,023.16	60,277.88
CCEA	AUTOMATED ENFORCEMENT TECH (219)	4	30.4463	5,277.35	63,328.20
CCEA	AUTOMATED ENFORCEMENT TECH (219)	5	32.0027	5,547.14	66,565.72
CCEA	BICYCLE/PEDESTRIAN COORD (456)	1	43.7802	7,588.58	91,062.92
CCEA	BICYCLE/PEDESTRIAN COORD (456)	2	46.0167	7,976.24	95,714.84
CCEA	BICYCLE/PEDESTRIAN COORD (456)	3	48.3686	8,383.90	100,606.74
CCEA	BICYCLE/PEDESTRIAN COORD (456)	4	50.8392	8,812.14	105,745.64
CCEA	BICYCLE/PEDESTRIAN COORD (456)	5	53.4384	9,262.65	111,151.82
CCEA	BUILDING AND SAFETY INSPECTOR (327)	1	33.1378	5,743.88	68,926.52

# Culver CITY

## Salary Schedule

### Effective Date 07/01/2021

**Note:** For FIRE job titles, the printed hourly rates are for 40-hour employees. To determine the hourly rates for 56-hour employees, divide the annual rate by 2912. (Titles with two codes in parentheses indicate they are 40-hour & 56-hour positions. The first code is for 40-hr, the second one for 56-hr.)

Group	Title	Step	Hourly Rate	Monthly Rate	Annual Rate
CCEA	BUILDING AND SAFETY INSPECTOR (327)	2	34.8308	6,037.33	72,447.96
CCEA	BUILDING AND SAFETY INSPECTOR (327)	3	36.6115	6,345.99	76,151.92
CCEA	BUILDING AND SAFETY INSPECTOR (327)	4	38.4822	6,670.26	80,043.08
CCEA	BUILDING AND SAFETY INSPECTOR (327)	5	40.4478	7,010.94	84,131.32
CCEA	BUILDING ENGINEER (433)	1	40.8532	7,081.23	84,974.76
CCEA	BUILDING ENGINEER (433)	2	42.9411	7,443.13	89,317.54
CCEA	BUILDING ENGINEER (433)	3	45.1359	7,823.55	93,882.62
CCEA	BUILDING ENGINEER (433)	4	47.4422	8,223.32	98,679.88
CCEA	BUILDING ENGINEER (433)	5	49.8661	8,643.46	103,721.54
CCEA	BUS OPERATOR (305)	0	23.1734	4,016.72	48,200.62
CCEA	BUS OPERATOR (305)	1	25.6022	4,437.72	53,252.68
CCEA	BUS OPERATOR (305)	2	26.9123	4,664.79	55,977.48
CCEA	BUS OPERATOR (305)	3	28.2826	4,902.32	58,827.86
CCEA	BUS OPERATOR (305)	4	29.6975	5,147.57	61,770.80
CCEA	BUS OPERATOR (305)	5	31.2155	5,410.69	64,928.24
CCEA	BUS OPERATOR-REG PT (305R)	1	20.9728	3,635.28	43,623.32
CCEA	BUS OPERATOR-REG PT (305R)	2	22.0443	3,821.00	45,852.04
CCEA	BUS OPERATOR-REG PT (305R)	3	23.1734	4,016.72	48,200.62
CCEA	BUSINESS TAX INSPECTOR (224)	1	27.8699	4,830.78	57,969.34
CCEA	BUSINESS TAX INSPECTOR (224)	2	29.2654	5,072.67	60,871.98
CCEA	BUSINESS TAX INSPECTOR (224)	3	30.7509	5,330.15	63,961.82
CCEA	BUSINESS TAX INSPECTOR (224)	4	32.3228	5,602.61	67,231.32
CCEA	BUSINESS TAX INSPECTOR (224)	5	33.9741	5,888.85	70,666.18
CCEA	BUYER (434)	1	41.0585	7,116.81	85,401.68
CCEA	BUYER (434)	2	43.1562	7,480.42	89,765.00
CCEA	BUYER (434)	3	45.3616	7,862.68	94,352.18
CCEA	BUYER (434)	4	47.6798	8,264.49	99,173.88
CCEA	BUYER (434)	5	50.1156	8,686.71	104,240.50
CCEA	CEMENT FINISHER (314)	1	28.4196	4,926.07	59,112.82
CCEA	CEMENT FINISHER (314)	2	29.8451	5,173.16	62,077.86
CCEA	CEMENT FINISHER (314)	3	31.3702	5,437.51	65,250.12
CCEA	CEMENT FINISHER (314)	4	32.9734	5,715.39	68,584.62
CCEA	CEMENT FINISHER (314)	5	34.6581	6,007.41	72,088.90
CCEA	CITY CLERK SPECIALIST (452)	1	31.5263	5,464.55	65,574.60
CCEA	CITY CLERK SPECIALIST (452)	2	33.1378	5,743.88	68,926.52
CCEA	CITY CLERK SPECIALIST (452)	3	34.8308	6,037.33	72,447.96
CCEA	CITY CLERK SPECIALIST (452)	4	36.6115	6,345.99	76,151.92
CCEA	CITY CLERK SPECIALIST (452)	5	38.4822	6,670.26	80,043.08
CCEA	CLAIMS/SAFETY TECHNICIAN (402)	1	31.5263	5,464.55	65,574.60
CCEA	CLAIMS/SAFETY TECHNICIAN (402)	2	33.1378	5,743.88	68,926.52
CCEA	CLAIMS/SAFETY TECHNICIAN (402)	3	34.8308	6,037.33	72,447.96

# Culver CITY

## Salary Schedule

### Effective Date 07/01/2021

**Note:** For FIRE job titles, the printed hourly rates are for 40-hour employees. To determine the hourly rates for 56-hour employees, divide the annual rate by 2912. (Titles with two codes in parentheses indicate they are 40-hour & 56-hour positions. The first code is for 40-hr, the second one for 56-hr.)

Group	Title	Step	Hourly Rate	Monthly Rate	Annual Rate
CCEA	CLAIMS/SAFETY TECHNICIAN (402)	4	36.6115	6,345.99	76,151.92
CCEA	CLAIMS/SAFETY TECHNICIAN (402)	5	38.4822	6,670.26	80,043.08
CCEA	CLERK (200)	1	18.2326	3,160.32	37,923.86
CCEA	CLERK (200)	2	19.1645	3,321.85	39,862.16
CCEA	CLERK (200)	3	20.1447	3,491.76	41,901.08
CCEA	CLERK (200)	4	21.1756	3,670.44	44,045.30
CCEA	CLERK (200)	5	22.2570	3,857.88	46,294.56
CCEA	CLERK TYPIST (202)	1	19.4608	3,373.20	40,478.36
CCEA	CLERK TYPIST (202)	2	20.4567	3,545.84	42,550.04
CCEA	CLERK TYPIST (202)	3	21.5019	3,726.99	44,723.90
CCEA	CLERK TYPIST (202)	4	22.6021	3,917.70	47,012.42
CCEA	CLERK TYPIST (202)	5	23.7578	4,118.01	49,416.12
CCEA	CLERK TYPIST-REG PT (202R)	1	19.4608	3,373.20	40,478.36
CCEA	CLERK TYPIST-REG PT (202R)	2	20.4567	3,545.84	42,550.04
CCEA	CLERK TYPIST-REG PT (202R)	3	21.5019	3,726.99	44,723.90
CCEA	CLERK-REG PT (200R)	1	18.2326	3,160.32	37,923.86
CCEA	CLERK-REG PT (200R)	2	19.1645	3,321.85	39,862.16
CCEA	CLERK-REG PT (200R)	3	20.1447	3,491.76	41,901.08
CCEA	COACH CLEANER (231)	1	21.1825	3,671.63	44,059.60
CCEA	COACH CLEANER (231)	2	22.2661	3,859.46	46,313.54
CCEA	COACH CLEANER (231)	3	23.4050	4,056.87	48,682.40
CCEA	COACH CLEANER (231)	4	24.6012	4,264.22	51,170.60
CCEA	COACH CLEANER (231)	5	25.8588	4,482.18	53,786.20
CCEA	CODE ENFORCEMENT ANALYST (429)	1	38.1020	6,604.35	79,252.16
CCEA	CODE ENFORCEMENT ANALYST (429)	2	40.0483	6,941.70	83,300.36
CCEA	CODE ENFORCEMENT ANALYST (429)	3	42.0953	7,296.51	87,558.12
CCEA	CODE ENFORCEMENT ANALYST (429)	4	44.2457	7,669.26	92,031.16
CCEA	CODE ENFORCEMENT ANALYST (429)	5	46.5077	8,061.34	96,736.12
CCEA	CODE ENFORCEMENT OFFICER (228)	1	30.9008	5,356.13	64,273.56
CCEA	CODE ENFORCEMENT OFFICER (228)	2	32.4799	5,629.85	67,558.14
CCEA	CODE ENFORCEMENT OFFICER (228)	3	34.1395	5,917.51	71,010.16
CCEA	CODE ENFORCEMENT OFFICER (228)	4	35.8838	6,219.85	74,638.20
CCEA	CODE ENFORCEMENT OFFICER (228)	5	37.7169	6,537.59	78,451.10
CCEA	COMM SVCS OFFICER-REG PT (201R)	1	18.1480	3,145.65	37,747.84
CCEA	COMM SVCS OFFICER-REG PT (201R)	2	19.0756	3,306.44	39,677.30
CCEA	COMM SVCS OFFICER-REG PT (201R)	3	20.0511	3,475.53	41,706.34
CCEA	COMMUNICATION SUPERVISOR (453)	1	44.0610	7,637.24	91,646.88
CCEA	COMMUNICATION SUPERVISOR (453)	2	46.3137	8,027.72	96,332.60
CCEA	COMMUNICATION SUPERVISOR (453)	3	48.6800	8,437.87	101,254.40
CCEA	COMMUNICATION SUPERVISOR (453)	4	51.1664	8,868.84	106,426.06



# Culver CITY

## Salary Schedule

### Effective Date 07/01/2021

**Note:** For FIRE job titles, the printed hourly rates are for 40-hour employees. To determine the hourly rates for 56-hour employees, divide the annual rate by 2912. (Titles with two codes in parentheses indicate they are 40-hour & 56-hour positions. The first code is for 40-hr, the second one for 56-hr.)

Group	Title	Step	Hourly Rate	Monthly Rate	Annual Rate
CCEA	COMMUNICATION SUPERVISOR (453)	5	53.7819	9,322.19	111,866.30
CCEA	COMMUNICATIONS TECHNICIAN (333)	1	38.3140	6,641.09	79,693.12
CCEA	COMMUNICATIONS TECHNICIAN (333)	2	40.2728	6,980.61	83,767.32
CCEA	COMMUNICATIONS TECHNICIAN (333)	3	42.3304	7,337.27	88,047.18
CCEA	COMMUNICATIONS TECHNICIAN (333)	4	44.4925	7,712.03	92,544.40
CCEA	COMMUNICATIONS TECHNICIAN (333)	5	46.7668	8,106.24	97,274.84
CCEA	COMPUTER PROGRAMMER (422)	1	35.0047	6,067.49	72,809.88
CCEA	COMPUTER PROGRAMMER (422)	2	36.7939	6,377.61	76,531.26
CCEA	COMPUTER PROGRAMMER (422)	3	38.6742	6,703.54	80,442.44
CCEA	COMPUTER PROGRAMMER (422)	4	40.6505	7,046.09	84,553.04
CCEA	COMPUTER PROGRAMMER (422)	5	42.7277	7,406.14	88,873.72
CCEA	CUSTODIAN (203)	1	19.7548	3,424.16	41,089.88
CCEA	CUSTODIAN (203)	2	20.7640	3,599.09	43,189.12
CCEA	CUSTODIAN (203)	3	21.8259	3,783.15	45,397.82
CCEA	CUSTODIAN (203)	4	22.9428	3,976.74	47,720.92
CCEA	CUSTODIAN (203)	5	24.1154	4,180.00	50,159.98
CCEA	CUSTODIAN-REG PT (203R)	1	19.7548	3,424.16	41,089.88
CCEA	CUSTODIAN-REG PT (203R)	2	20.7640	3,599.09	43,189.12
CCEA	CUSTODIAN-REG PT (203R)	3	21.8259	3,783.15	45,397.82
CCEA	ELEC FLEET SVCS TECH (338)	1	32.9932	5,718.83	68,625.96
CCEA	ELEC FLEET SVCS TECH (338)	2	34.6788	6,010.98	72,131.80
CCEA	ELEC FLEET SVCS TECH (338)	3	36.4515	6,318.26	75,819.12
CCEA	ELEC FLEET SVCS TECH (338)	4	38.3140	6,641.09	79,693.12
CCEA	ELEC FLEET SVCS TECH (338)	5	40.2728	6,980.61	83,767.32
CCEA	ELECTRICAL MAINT CREWLEADER (337)	1	41.0149	7,109.25	85,310.94
CCEA	ELECTRICAL MAINT CREWLEADER (337)	2	43.1115	7,472.66	89,671.92
CCEA	ELECTRICAL MAINT CREWLEADER (337)	3	45.3140	7,854.43	94,253.12
CCEA	ELECTRICAL MAINT CREWLEADER (337)	4	47.6297	8,255.82	99,069.88
CCEA	ELECTRICAL MAINT CREWLEADER (337)	5	50.0638	8,677.72	104,132.60
CCEA	ENGINEERING DRAWING & DOC TECH (432)	1	39.2575	6,804.63	81,655.60
CCEA	ENGINEERING DRAWING & DOC TECH (432)	2	41.2636	7,152.36	85,828.34
CCEA	ENGINEERING DRAWING & DOC TECH (432)	3	43.3720	7,517.81	90,213.76
CCEA	ENGINEERING DRAWING & DOC TECH (432)	4	45.5882	7,901.96	94,823.56
CCEA	ENGINEERING DRAWING & DOC TECH (432)	5	47.9174	8,305.68	99,668.14
CCEA	ENGINEERING TECHNICIAN (406)	1	30.5986	5,303.76	63,645.14
CCEA	ENGINEERING TECHNICIAN (406)	2	32.1622	5,574.79	66,897.48
CCEA	ENGINEERING TECHNICIAN (406)	3	33.8060	5,859.71	70,316.48
CCEA	ENGINEERING TECHNICIAN (406)	4	35.5328	6,159.01	73,908.12
CCEA	ENGINEERING TECHNICIAN (406)	5	37.3485	6,473.74	77,684.88
CCEA	ENVIRONMENTAL COMPLIANCE INSP (451)	1	33.3033	5,772.56	69,270.76

# Culver CITY

## Salary Schedule

### Effective Date 07/01/2021

**Note:** For FIRE job titles, the printed hourly rates are for 40-hour employees. To determine the hourly rates for 56-hour employees, divide the annual rate by 2912. (Titles with two codes in parentheses indicate they are 40-hour & 56-hour positions. The first code is for 40-hr, the second one for 56-hr.)

Group	Title	Step	Hourly Rate	Monthly Rate	Annual Rate
CCEA	ENVIRONMENTAL COMPLIANCE INSP (451)	2	35.0047	6,067.49	72,809.88
CCEA	ENVIRONMENTAL COMPLIANCE INSP (451)	3	36.7939	6,377.61	76,531.26
CCEA	ENVIRONMENTAL COMPLIANCE INSP (451)	4	38.6742	6,703.54	80,442.44
CCEA	ENVIRONMENTAL COMPLIANCE INSP (451)	5	40.6505	7,046.09	84,553.04
CCEA	FACILITIES LEADWORKER (332)	1	34.8308	6,037.33	72,447.96
CCEA	FACILITIES LEADWORKER (332)	2	36.6115	6,345.99	76,151.92
CCEA	FACILITIES LEADWORKER (332)	3	38.4822	6,670.26	80,043.08
CCEA	FACILITIES LEADWORKER (332)	4	40.4478	7,010.94	84,131.32
CCEA	FACILITIES LEADWORKER (332)	5	42.5152	7,369.31	88,431.72
CCEA	FACILITIES MAINT CREW LEADER (322)	1	31.5263	5,464.55	65,574.60
CCEA	FACILITIES MAINT CREW LEADER (322)	2	33.1378	5,743.88	68,926.52
CCEA	FACILITIES MAINT CREW LEADER (322)	3	34.8308	6,037.33	72,447.96
CCEA	FACILITIES MAINT CREW LEADER (322)	4	36.6115	6,345.99	76,151.92
CCEA	FACILITIES MAINT CREW LEADER (322)	5	38.4822	6,670.26	80,043.08
CCEA	FACILITIES MAINTENANCE WORKER (303)	1	25.4749	4,415.65	52,987.74
CCEA	FACILITIES MAINTENANCE WORKER (303)	2	26.7778	4,641.48	55,697.72
CCEA	FACILITIES MAINTENANCE WORKER (303)	3	28.1483	4,879.03	58,548.36
CCEA	FACILITIES MAINTENANCE WORKER (303)	4	29.5524	5,122.41	61,468.94
CCEA	FACILITIES MAINTENANCE WORKER (303)	5	31.0594	5,383.63	64,603.50
CCEA	FIRE PREVENTION SPECIALIST (437)	1	42.3472	7,340.19	88,082.28
CCEA	FIRE PREVENTION SPECIALIST (437)	2	44.5119	7,715.39	92,584.70
CCEA	FIRE PREVENTION SPECIALIST (437)	3	46.7859	8,109.55	97,314.62
CCEA	FIRE PREVENTION SPECIALIST (437)	4	49.1775	8,524.10	102,289.20
CCEA	FIRE PREVENTION SPECIALIST (437)	5	51.6899	8,959.58	107,514.94
CCEA	FIRE PREVENTION SPECIALIST-REG PT (437R)	1	42.3472	7,340.19	88,082.28
CCEA	FIRE PREVENTION SPECIALIST-REG PT (437R)	2	44.5119	7,715.39	92,584.70
CCEA	FIRE PREVENTION SPECIALIST-REG PT (437R)	3	46.7859	8,109.55	97,314.62
CCEA	FLEET SERVICES ASSISTANT (210)	1	22.8290	3,957.03	47,484.32
CCEA	FLEET SERVICES ASSISTANT (210)	2	23.9966	4,159.42	49,912.98
CCEA	FLEET SERVICES ASSISTANT (210)	3	25.2229	4,371.97	52,463.58
CCEA	FLEET SERVICES ASSISTANT (210)	4	26.5128	4,595.54	55,146.52
CCEA	FLEET SERVICES ASSISTANT (210)	5	27.8699	4,830.78	57,969.34
CCEA	FLEET SERVICES ASSISTANT-REG PT (210R)	1	22.8290	3,957.03	47,484.32
CCEA	FLEET SERVICES ASSISTANT-REG PT (210R)	2	23.9966	4,159.42	49,912.98
CCEA	FLEET SERVICES ASSISTANT-REG PT (210R)	3	25.2229	4,371.97	52,463.58
CCEA	FLEET SERVICES SUPERVISOR (427)	1	37.5298	6,505.16	78,061.88
CCEA	FLEET SERVICES SUPERVISOR (427)	2	39.4478	6,837.61	82,051.32
CCEA	FLEET SERVICES SUPERVISOR (427)	3	41.4635	7,187.01	86,244.08
CCEA	FLEET SERVICES SUPERVISOR (427)	4	43.5824	7,554.28	90,651.34

# Culver CITY

## Salary Schedule

### Effective Date 07/01/2021

**Note:** For FIRE job titles, the printed hourly rates are for 40-hour employees. To determine the hourly rates for 56-hour employees, divide the annual rate by 2912. (Titles with two codes in parentheses indicate they are 40-hour & 56-hour positions. The first code is for 40-hr, the second one for 56-hr.)

Group	Title	Step	Hourly Rate	Monthly Rate	Annual Rate
CCEA	FLEET SERVICES SUPERVISOR (427)	5	45.8098	7,940.36	95,284.28
CCEA	FLEET SERVICES TECHNICIAN (309)	1	26.3796	4,572.47	54,869.62
CCEA	FLEET SERVICES TECHNICIAN (309)	2	27.7307	4,806.66	57,679.96
CCEA	FLEET SERVICES TECHNICIAN (309)	3	29.1227	5,047.94	60,575.32
CCEA	FLEET SERVICES TECHNICIAN (309)	4	30.5986	5,303.76	63,645.14
CCEA	FLEET SERVICES TECHNICIAN (309)	5	32.1622	5,574.79	66,897.48
CCEA	FORENSIC SPECIALIST (335)	1	37.1635	6,441.67	77,300.08
CCEA	FORENSIC SPECIALIST (335)	2	39.0619	6,770.73	81,248.70
CCEA	FORENSIC SPECIALIST (335)	3	41.0585	7,116.81	85,401.68
CCEA	FORENSIC SPECIALIST (335)	4	43.1562	7,480.42	89,765.00
CCEA	FORENSIC SPECIALIST (335)	5	45.3616	7,862.68	94,352.18
CCEA	GIS ANALYST (438)	1	43.3720	7,517.81	90,213.76
CCEA	GIS ANALYST (438)	2	45.5882	7,901.96	94,823.56
CCEA	GIS ANALYST (438)	3	47.9174	8,305.68	99,668.14
CCEA	GIS ANALYST (438)	4	50.3666	8,730.22	104,762.58
CCEA	GIS ANALYST (438)	5	52.9403	9,176.31	110,115.72
CCEA	GIS TECHNICIAN (424)	1	36.0692	6,252.00	75,024.04
CCEA	GIS TECHNICIAN (424)	2	37.9122	6,571.46	78,857.48
CCEA	GIS TECHNICIAN (424)	3	39.8490	6,907.16	82,885.92
CCEA	GIS TECHNICIAN (424)	4	41.8852	7,260.11	87,121.32
CCEA	GIS TECHNICIAN (424)	5	44.0260	7,631.17	91,574.08
CCEA	GRAPHIC SERVICES ASSISTANT (209)	1	22.7138	3,937.05	47,244.60
CCEA	GRAPHIC SERVICES ASSISTANT (209)	2	23.8765	4,138.59	49,663.12
CCEA	GRAPHIC SERVICES ASSISTANT (209)	3	25.0970	4,350.15	52,201.76
CCEA	GRAPHIC SERVICES ASSISTANT (209)	4	26.3796	4,572.47	54,869.62
CCEA	GRAPHIC SERVICES ASSISTANT (209)	5	27.7307	4,806.66	57,679.96
CCEA	GRAPHIC SERVICES SUPERVISOR (413)	1	32.3228	5,602.61	67,231.32
CCEA	GRAPHIC SERVICES SUPERVISOR (413)	2	33.9741	5,888.85	70,666.18
CCEA	GRAPHIC SERVICES SUPERVISOR (413)	3	35.7103	6,189.78	74,277.32
CCEA	GRAPHIC SERVICES SUPERVISOR (413)	4	37.5354	6,506.13	78,073.58
CCEA	GRAPHIC SERVICES SUPERVISOR (413)	5	39.4529	6,838.50	82,061.98
CCEA	HEAVY EQUIPMENT OPERATOR (313)	1	27.8699	4,830.78	57,969.34
CCEA	HEAVY EQUIPMENT OPERATOR (313)	2	29.2654	5,072.67	60,871.98
CCEA	HEAVY EQUIPMENT OPERATOR (313)	3	30.7509	5,330.15	63,961.82
CCEA	HEAVY EQUIPMENT OPERATOR (313)	4	32.3228	5,602.61	67,231.32
CCEA	HEAVY EQUIPMENT OPERATOR (313)	5	33.9741	5,888.85	70,666.18
CCEA	HEAVY EQUIPMENT OPERATOR-REG PT (313R)	1	27.8699	4,830.78	57,969.34
CCEA	HEAVY EQUIPMENT OPERATOR-REG PT (313R)	2	29.2654	5,072.67	60,871.98
CCEA	HEAVY EQUIPMENT OPERATOR-REG PT (313R)	3	30.7509	5,330.15	63,961.82

# Culver CITY

## Salary Schedule

### Effective Date 07/01/2021

**Note:** For FIRE job titles, the printed hourly rates are for 40-hour employees. To determine the hourly rates for 56-hour employees, divide the annual rate by 2912. (Titles with two codes in parentheses indicate they are 40-hour & 56-hour positions. The first code is for 40-hr, the second one for 56-hr.)

Group	Title	Step	Hourly Rate	Monthly Rate	Annual Rate
CCEA	HEAVY TRUCK DRIVER (312)	1	26.7778	4,641.48	55,697.72
CCEA	HEAVY TRUCK DRIVER (312)	2	28.1483	4,879.03	58,548.36
CCEA	HEAVY TRUCK DRIVER (312)	3	29.5524	5,122.41	61,468.94
CCEA	HEAVY TRUCK DRIVER (312)	4	31.0594	5,383.63	64,603.50
CCEA	HEAVY TRUCK DRIVER (312)	5	32.6468	5,658.77	67,905.24
CCEA	HEAVY TRUCK DRIVER-REG PT (312R)	1	26.7778	4,641.48	55,697.72
CCEA	HEAVY TRUCK DRIVER-REG PT (312R)	2	28.1483	4,879.03	58,548.36
CCEA	HEAVY TRUCK DRIVER-REG PT (312R)	3	29.5524	5,122.41	61,468.94
CCEA	HOUSING ASSISTANT (409)	1	30.7509	5,330.15	63,961.82
CCEA	HOUSING ASSISTANT (409)	2	32.3228	5,602.61	67,231.32
CCEA	HOUSING ASSISTANT (409)	3	33.9741	5,888.85	70,666.18
CCEA	HOUSING ASSISTANT (409)	4	35.7103	6,189.78	74,277.32
CCEA	HOUSING ASSISTANT (409)	5	37.5354	6,506.13	78,073.58
CCEA	HOUSING SPECIALIST (426)	1	36.6115	6,345.99	76,151.92
CCEA	HOUSING SPECIALIST (426)	2	38.4822	6,670.26	80,043.08
CCEA	HOUSING SPECIALIST (426)	3	40.4478	7,010.94	84,131.32
CCEA	HOUSING SPECIALIST (426)	4	42.5152	7,369.31	88,431.72
CCEA	HOUSING SPECIALIST (426)	5	44.6882	7,745.96	92,951.56
CCEA	HUMAN RESOURCES ASSOCIATE (410)	1	34.6788	6,010.98	72,131.80
CCEA	HUMAN RESOURCES ASSOCIATE (410)	2	36.4515	6,318.26	75,819.12
CCEA	HUMAN RESOURCES ASSOCIATE (410)	3	38.3140	6,641.09	79,693.12
CCEA	HUMAN RESOURCES ASSOCIATE (410)	4	40.2728	6,980.61	83,767.32
CCEA	HUMAN RESOURCES ASSOCIATE (410)	5	42.3304	7,337.27	88,047.18
CCEA	HUMAN RESOURCES TECHNICIAN (411)	1	31.5263	5,464.55	65,574.60
CCEA	HUMAN RESOURCES TECHNICIAN (411)	2	33.1378	5,743.88	68,926.52
CCEA	HUMAN RESOURCES TECHNICIAN (411)	3	34.8308	6,037.33	72,447.96
CCEA	HUMAN RESOURCES TECHNICIAN (411)	4	36.6115	6,345.99	76,151.92
CCEA	HUMAN RESOURCES TECHNICIAN (411)	5	38.4822	6,670.26	80,043.08
CCEA	HVAC MAINTENANCE WORKER (326)	1	32.6468	5,658.77	67,905.24
CCEA	HVAC MAINTENANCE WORKER (326)	2	34.3148	5,947.89	71,374.68
CCEA	HVAC MAINTENANCE WORKER (326)	3	36.0692	6,252.00	75,024.04
CCEA	HVAC MAINTENANCE WORKER (326)	4	37.9122	6,571.46	78,857.48
CCEA	HVAC MAINTENANCE WORKER (326)	5	39.8490	6,907.16	82,885.92
CCEA	HVAC TECHNICIAN (339)	1	34.2791	5,941.72	71,300.58
CCEA	HVAC TECHNICIAN (339)	2	36.0238	6,244.12	74,929.40
CCEA	HVAC TECHNICIAN (339)	3	37.8726	6,564.59	78,775.06
CCEA	HVAC TECHNICIAN (339)	4	39.8078	6,900.01	82,800.12
CCEA	HVAC TECHNICIAN (339)	5	41.8415	7,252.53	87,030.32
CCEA	INFORMATION SYSTEMS ANALYST (435)	1	41.2636	7,152.36	85,828.34
CCEA	INFORMATION SYSTEMS ANALYST (435)	2	43.3720	7,517.81	90,213.76
CCEA	INFORMATION SYSTEMS ANALYST (435)	3	45.5882	7,901.96	94,823.56

# Culver CITY

## Salary Schedule

### Effective Date 07/01/2021

**Note:** For FIRE job titles, the printed hourly rates are for 40-hour employees. To determine the hourly rates for 56-hour employees, divide the annual rate by 2912. (Titles with two codes in parentheses indicate they are 40-hour & 56-hour positions. The first code is for 40-hr, the second one for 56-hr.)

Group	Title	Step	Hourly Rate	Monthly Rate	Annual Rate
CCEA	INFORMATION SYSTEMS ANALYST (435)	4	47.9174	8,305.68	99,668.14
CCEA	INFORMATION SYSTEMS ANALYST (435)	5	50.3666	8,730.22	104,762.58
CCEA	INFORMATION TECHNOLOGY ANALYST (418)	1	33.4701	5,801.49	69,617.86
CCEA	INFORMATION TECHNOLOGY ANALYST (418)	2	35.1801	6,097.89	73,174.66
CCEA	INFORMATION TECHNOLOGY ANALYST (418)	3	36.9774	6,409.41	76,912.94
CCEA	INFORMATION TECHNOLOGY ANALYST (418)	4	38.8673	6,736.99	80,843.88
CCEA	INFORMATION TECHNOLOGY ANALYST (418)	5	40.8532	7,081.23	84,974.76
CCEA	IRRIGATION MAINTENANCE TECHNIC (304)	1	25.4749	4,415.65	52,987.74
CCEA	IRRIGATION MAINTENANCE TECHNIC (304)	2	26.7778	4,641.48	55,697.72
CCEA	IRRIGATION MAINTENANCE TECHNIC (304)	3	28.1483	4,879.03	58,548.36
CCEA	IRRIGATION MAINTENANCE TECHNIC (304)	4	29.5524	5,122.41	61,468.94
CCEA	IRRIGATION MAINTENANCE TECHNIC (304)	5	31.0594	5,383.63	64,603.50
CCEA	JAILER (218)	1	25.4749	4,415.65	52,987.74
CCEA	JAILER (218)	2	26.7778	4,641.48	55,697.72
CCEA	JAILER (218)	3	28.1483	4,879.03	58,548.36
CCEA	JAILER (218)	4	29.5524	5,122.41	61,468.94
CCEA	JAILER (218)	5	31.0594	5,383.63	64,603.50
CCEA	JAILER - Y-RATE (297)	1	32.3439	5,606.27	67,275.26
CCEA	LABORER (204)	1	21.1825	3,671.63	44,059.60
CCEA	LABORER (204)	2	22.2661	3,859.46	46,313.54
CCEA	LABORER (204)	3	23.4050	4,056.87	48,682.40
CCEA	LABORER (204)	4	24.6012	4,264.22	51,170.60
CCEA	LABORER (204)	5	25.8588	4,482.18	53,786.20
CCEA	LABORER-REG PT (204R)	1	21.1825	3,671.63	44,059.60
CCEA	LABORER-REG PT (204R)	2	22.2661	3,859.46	46,313.54
CCEA	LABORER-REG PT (204R)	3	23.4050	4,056.87	48,682.40
CCEA	LEGAL SECRETARY (412)	1	32.1622	5,574.79	66,897.48
CCEA	LEGAL SECRETARY (412)	2	33.8060	5,859.71	70,316.48
CCEA	LEGAL SECRETARY (412)	3	35.5328	6,159.01	73,908.12
CCEA	LEGAL SECRETARY (412)	4	37.3485	6,473.74	77,684.88
CCEA	LEGAL SECRETARY (412)	5	39.2575	6,804.63	81,655.60
CCEA	MAINTENANCE CARPENTER (319)	1	29.5524	5,122.41	61,468.94
CCEA	MAINTENANCE CARPENTER (319)	2	31.0594	5,383.63	64,603.50
CCEA	MAINTENANCE CARPENTER (319)	3	32.6468	5,658.77	67,905.24
CCEA	MAINTENANCE CARPENTER (319)	4	34.3148	5,947.89	71,374.68
CCEA	MAINTENANCE CARPENTER (319)	5	36.0692	6,252.00	75,024.04
CCEA	MAINTENANCE ELECTRICIAN (328)	1	33.1378	5,743.88	68,926.52
CCEA	MAINTENANCE ELECTRICIAN (328)	2	34.8308	6,037.33	72,447.96
CCEA	MAINTENANCE ELECTRICIAN (328)	3	36.6115	6,345.99	76,151.92
CCEA	MAINTENANCE ELECTRICIAN (328)	4	38.4822	6,670.26	80,043.08

# Culver CITY

## Salary Schedule

### Effective Date 07/01/2021

**Note:** For FIRE job titles, the printed hourly rates are for 40-hour employees. To determine the hourly rates for 56-hour employees, divide the annual rate by 2912. (Titles with two codes in parentheses indicate they are 40-hour & 56-hour positions. The first code is for 40-hr, the second one for 56-hr.)

Group	Title	Step	Hourly Rate	Monthly Rate	Annual Rate
CCEA	MAINTENANCE ELECTRICIAN (328)	5	40.4478	7,010.94	84,131.32
CCEA	MAINTENANCE PAINTER (317)	1	29.4084	5,097.45	61,169.42
CCEA	MAINTENANCE PAINTER (317)	2	30.9047	5,356.82	64,281.88
CCEA	MAINTENANCE PAINTER (317)	3	32.4849	5,630.71	67,568.54
CCEA	MAINTENANCE PAINTER (317)	4	34.1444	5,918.36	71,020.30
CCEA	MAINTENANCE PAINTER (317)	5	35.8891	6,220.78	74,649.38
CCEA	MAINTENANCE PLUMBER (329)	1	33.1378	5,743.88	68,926.52
CCEA	MAINTENANCE PLUMBER (329)	2	34.8308	6,037.33	72,447.96
CCEA	MAINTENANCE PLUMBER (329)	3	36.6115	6,345.99	76,151.92
CCEA	MAINTENANCE PLUMBER (329)	4	38.4822	6,670.26	80,043.08
CCEA	MAINTENANCE PLUMBER (329)	5	40.4478	7,010.94	84,131.32
CCEA	MAINTENANCE WORKER I (206)	1	22.1546	3,840.14	46,081.62
CCEA	MAINTENANCE WORKER I (206)	2	23.2886	4,036.70	48,440.34
CCEA	MAINTENANCE WORKER I (206)	3	24.4777	4,242.81	50,913.72
CCEA	MAINTENANCE WORKER I (206)	4	25.7293	4,459.74	53,516.84
CCEA	MAINTENANCE WORKER I (206)	5	27.0467	4,688.10	56,257.24
CCEA	MAINTENANCE WORKER I-REG PT (206R)	1	22.1546	3,840.14	46,081.62
CCEA	MAINTENANCE WORKER I-REG PT (206R)	2	23.2886	4,036.70	48,440.34
CCEA	MAINTENANCE WORKER I-REG PT (206R)	3	24.4777	4,242.81	50,913.72
CCEA	MAINTENANCE WORKER II (213)	1	23.5226	4,077.26	48,927.06
CCEA	MAINTENANCE WORKER II (213)	2	24.7236	4,285.43	51,425.14
CCEA	MAINTENANCE WORKER II (213)	3	25.9886	4,504.70	54,056.34
CCEA	MAINTENANCE WORKER II (213)	4	27.3190	4,735.29	56,823.52
CCEA	MAINTENANCE WORKER II (213)	5	28.6990	4,974.49	59,693.92
CCEA	MAINTENANCE WORKER II-REG PT (213R)	1	23.5226	4,077.26	48,927.06
CCEA	MAINTENANCE WORKER II-REG PT (213R)	2	24.7236	4,285.43	51,425.14
CCEA	MAINTENANCE WORKER II-REG PT (213R)	3	25.9886	4,504.70	54,056.34
CCEA	NETWORK ADMINISTRATOR (440)	1	45.3616	7,862.68	94,352.18
CCEA	NETWORK ADMINISTRATOR (440)	2	47.6798	8,264.49	99,173.88
CCEA	NETWORK ADMINISTRATOR (440)	3	50.1156	8,686.71	104,240.50
CCEA	NETWORK ADMINISTRATOR (440)	4	52.6765	9,130.59	109,567.12
CCEA	NETWORK ADMINISTRATOR (440)	5	55.3691	9,597.32	115,167.78
CCEA	OCCUPANCY SPECIALIST (232)	1	22.6021	3,917.70	47,012.42
CCEA	OCCUPANCY SPECIALIST (232)	2	23.7578	4,118.01	49,416.12
CCEA	OCCUPANCY SPECIALIST (232)	3	24.9719	4,328.46	51,941.50
CCEA	OCCUPANCY SPECIALIST (232)	4	26.2490	4,549.83	54,597.92
CCEA	OCCUPANCY SPECIALIST (232)	5	27.5927	4,782.74	57,392.92
CCEA	OFFICE AUTOMATION SPECIALIST (229)	1	30.5986	5,303.76	63,645.14
CCEA	OFFICE AUTOMATION SPECIALIST (229)	2	32.1622	5,574.79	66,897.48
CCEA	OFFICE AUTOMATION SPECIALIST (229)	3	33.8060	5,859.71	70,316.48

# Culver CITY

## Salary Schedule

### Effective Date 07/01/2021

**Note:** For FIRE job titles, the printed hourly rates are for 40-hour employees. To determine the hourly rates for 56-hour employees, divide the annual rate by 2912. (Titles with two codes in parentheses indicate they are 40-hour & 56-hour positions. The first code is for 40-hr, the second one for 56-hr.)

Group	Title	Step	Hourly Rate	Monthly Rate	Annual Rate
CCEA	OFFICE AUTOMATION SPECIALIST (229)	4	35.5328	6,159.01	73,908.12
CCEA	OFFICE AUTOMATION SPECIALIST (229)	5	37.3485	6,473.74	77,684.88
CCEA	PARK MAINTENANCE CREWLEADER (315)	1	28.6990	4,974.49	59,693.92
CCEA	PARK MAINTENANCE CREWLEADER (315)	2	30.1438	5,224.92	62,699.00
CCEA	PARK MAINTENANCE CREWLEADER (315)	3	31.6845	5,491.98	65,903.76
CCEA	PARK MAINTENANCE CREWLEADER (315)	4	33.3033	5,772.56	69,270.76
CCEA	PARK MAINTENANCE CREWLEADER (315)	5	35.0047	6,067.49	72,809.88
CCEA	PARK PATROL OFFICER (220)	1	26.2490	4,549.83	54,597.92
CCEA	PARK PATROL OFFICER (220)	2	27.5927	4,782.74	57,392.92
CCEA	PARK PATROL OFFICER (220)	3	28.9798	5,023.16	60,277.88
CCEA	PARK PATROL OFFICER (220)	4	30.4463	5,277.35	63,328.20
CCEA	PARK PATROL OFFICER (220)	5	32.0027	5,547.14	66,565.72
CCEA	PARKING ENFORCEMENT OFFICER (214)	1	24.1154	4,180.00	50,159.98
CCEA	PARKING ENFORCEMENT OFFICER (214)	2	25.3490	4,393.83	52,725.92
CCEA	PARKING ENFORCEMENT OFFICER (214)	3	26.6447	4,618.42	55,421.08
CCEA	PARKING ENFORCEMENT OFFICER (214)	4	28.0092	4,854.94	58,259.24
CCEA	PARKING ENFORCEMENT OFFICER (214)	5	29.4084	5,097.45	61,169.42
CCEA	PARKING METER TECHNICIAN (310)	1	27.6986	4,801.10	57,613.14
CCEA	PARKING METER TECHNICIAN (310)	2	29.1173	5,046.99	60,563.88
CCEA	PARKING METER TECHNICIAN (310)	3	30.5788	5,300.32	63,603.80
CCEA	PARKING METER TECHNICIAN (310)	4	32.1284	5,568.92	66,827.02
CCEA	PARKING METER TECHNICIAN (310)	5	33.7702	5,853.51	70,242.12
CCEA	PARKING SUPERVISOR (446)	1	33.1378	5,743.88	68,926.52
CCEA	PARKING SUPERVISOR (446)	2	34.8308	6,037.33	72,447.96
CCEA	PARKING SUPERVISOR (446)	3	36.6115	6,345.99	76,151.92
CCEA	PARKING SUPERVISOR (446)	4	38.4822	6,670.26	80,043.08
CCEA	PARKING SUPERVISOR (446)	5	40.4478	7,010.94	84,131.32
CCEA	PAYROLL TECHNICIAN (423)	1	34.6788	6,010.98	72,131.80
CCEA	PAYROLL TECHNICIAN (423)	2	36.4515	6,318.26	75,819.12
CCEA	PAYROLL TECHNICIAN (423)	3	38.3140	6,641.09	79,693.12
CCEA	PAYROLL TECHNICIAN (423)	4	40.2728	6,980.61	83,767.32
CCEA	PAYROLL TECHNICIAN (423)	5	42.3304	7,337.27	88,047.18
CCEA	PERMIT TECHNICIAN (215)	1	24.7236	4,285.43	51,425.14
CCEA	PERMIT TECHNICIAN (215)	2	25.9886	4,504.70	54,056.34
CCEA	PERMIT TECHNICIAN (215)	3	27.3190	4,735.29	56,823.52
CCEA	PERMIT TECHNICIAN (215)	4	28.6990	4,974.49	59,693.92
CCEA	PERMIT TECHNICIAN (215)	5	30.1438	5,224.92	62,699.00
CCEA	PERMIT TECHNICIAN II (230)	1	28.4321	4,928.24	59,138.82
CCEA	PERMIT TECHNICIAN II (230)	2	29.8868	5,180.37	62,164.44
CCEA	PERMIT TECHNICIAN II (230)	3	31.4169	5,445.59	65,347.10
CCEA	PERMIT TECHNICIAN II (230)	4	33.0038	5,720.65	68,647.80

# Culver CITY

## Salary Schedule

### Effective Date 07/01/2021

**Note:** For FIRE job titles, the printed hourly rates are for 40-hour employees. To determine the hourly rates for 56-hour employees, divide the annual rate by 2912. (Titles with two codes in parentheses indicate they are 40-hour & 56-hour positions. The first code is for 40-hr, the second one for 56-hr.)

Group	Title	Step	Hourly Rate	Monthly Rate	Annual Rate
CCEA	PERMIT TECHNICIAN II (230)	5	34.6653	6,008.64	72,103.72
CCEA	PERMIT TECHNICIAN-REG PT (215R)	1	24.7236	4,285.43	51,425.14
CCEA	PERMIT TECHNICIAN-REG PT (215R)	2	25.9886	4,504.70	54,056.34
CCEA	PERMIT TECHNICIAN-REG PT (215R)	3	27.3190	4,735.29	56,823.52
CCEA	PLAN CHECK ENGINEER (436)	1	42.4889	7,364.74	88,376.86
CCEA	PLAN CHECK ENGINEER (436)	2	44.6595	7,740.98	92,891.76
CCEA	PLAN CHECK ENGINEER (436)	3	46.9418	8,136.57	97,638.84
CCEA	PLAN CHECK ENGINEER (436)	4	49.3406	8,552.38	102,628.50
CCEA	PLAN CHECK ENGINEER (436)	5	51.8628	8,989.54	107,874.52
CCEA	PLANNING TECHNICIAN (400)	1	26.2490	4,549.83	54,597.92
CCEA	PLANNING TECHNICIAN (400)	2	27.5927	4,782.74	57,392.92
CCEA	PLANNING TECHNICIAN (400)	3	28.9798	5,023.16	60,277.88
CCEA	PLANNING TECHNICIAN (400)	4	30.4463	5,277.35	63,328.20
CCEA	PLANNING TECHNICIAN (400)	5	32.0027	5,547.14	66,565.72
CCEA	PLANNING TECHNICIAN II (449)	1	33.1378	5,743.88	68,926.52
CCEA	PLANNING TECHNICIAN II (449)	2	34.8308	6,037.33	72,447.96
CCEA	PLANNING TECHNICIAN II (449)	3	36.6115	6,345.99	76,151.92
CCEA	PLANNING TECHNICIAN II (449)	4	38.4822	6,670.26	80,043.08
CCEA	PLANNING TECHNICIAN II (449)	5	40.4478	7,010.94	84,131.32
CCEA	POLICE RCRDS/PROPERTY SPRVSR (447)	1	33.1378	5,743.88	68,926.52
CCEA	POLICE RCRDS/PROPERTY SPRVSR (447)	2	34.8308	6,037.33	72,447.96
CCEA	POLICE RCRDS/PROPERTY SPRVSR (447)	3	36.6115	6,345.99	76,151.92
CCEA	POLICE RCRDS/PROPERTY SPRVSR (447)	4	38.4822	6,670.26	80,043.08
CCEA	POLICE RCRDS/PROPERTY SPRVSR (447)	5	40.4478	7,010.94	84,131.32
CCEA	POLICE RECORDS TECH-Y-RATE (296)	1	32.3439	5,606.27	67,275.26
CCEA	POLICE RECORDS TECHNICIAN (208)	1	22.6021	3,917.70	47,012.42
CCEA	POLICE RECORDS TECHNICIAN (208)	2	23.7578	4,118.01	49,416.12
CCEA	POLICE RECORDS TECHNICIAN (208)	3	24.9719	4,328.46	51,941.50
CCEA	POLICE RECORDS TECHNICIAN (208)	4	26.2490	4,549.83	54,597.92
CCEA	POLICE RECORDS TECHNICIAN (208)	5	27.5927	4,782.74	57,392.92
CCEA	POOL MAINTENANCE TECHNICIAN (330)	1	33.1378	5,743.88	68,926.52
CCEA	POOL MAINTENANCE TECHNICIAN (330)	2	34.8308	6,037.33	72,447.96
CCEA	POOL MAINTENANCE TECHNICIAN (330)	3	36.6115	6,345.99	76,151.92
CCEA	POOL MAINTENANCE TECHNICIAN (330)	4	38.4822	6,670.26	80,043.08
CCEA	POOL MAINTENANCE TECHNICIAN (330)	5	40.4478	7,010.94	84,131.32
CCEA	PROPERTY INSPECTOR (443)	1	36.2493	6,283.20	75,398.44
CCEA	PROPERTY INSPECTOR (443)	2	38.1020	6,604.35	79,252.16
CCEA	PROPERTY INSPECTOR (443)	3	40.0483	6,941.70	83,300.36
CCEA	PROPERTY INSPECTOR (443)	4	42.0953	7,296.51	87,558.12
CCEA	PROPERTY INSPECTOR (443)	5	44.2457	7,669.26	92,031.16



# Culver CITY

## Salary Schedule

### Effective Date 07/01/2021

**Note:** For FIRE job titles, the printed hourly rates are for 40-hour employees. To determine the hourly rates for 56-hour employees, divide the annual rate by 2912. (Titles with two codes in parentheses indicate they are 40-hour & 56-hour positions. The first code is for 40-hr, the second one for 56-hr.)

Group	Title	Step	Hourly Rate	Monthly Rate	Annual Rate
CCEA	PROPERTY TECHNICIAN (221)	1	26.5128	4,595.54	55,146.52
CCEA	PROPERTY TECHNICIAN (221)	2	27.8699	4,830.78	57,969.34
CCEA	PROPERTY TECHNICIAN (221)	3	29.2654	5,072.67	60,871.98
CCEA	PROPERTY TECHNICIAN (221)	4	30.7509	5,330.15	63,961.82
CCEA	PROPERTY TECHNICIAN (221)	5	32.3228	5,602.61	67,231.32
CCEA	PUBLIC ARTS COORDINATOR (457)	1	33.1378	5,743.88	68,926.52
CCEA	PUBLIC ARTS COORDINATOR (457)	2	34.8308	6,037.33	72,447.96
CCEA	PUBLIC ARTS COORDINATOR (457)	3	36.6115	6,345.99	76,151.92
CCEA	PUBLIC ARTS COORDINATOR (457)	4	38.4822	6,670.26	80,043.08
CCEA	PUBLIC ARTS COORDINATOR (457)	5	40.4478	7,010.94	84,131.32
CCEA	PUBLIC WORKS INSPECTOR (417)	1	33.3033	5,772.56	69,270.76
CCEA	PUBLIC WORKS INSPECTOR (417)	2	35.0047	6,067.49	72,809.88
CCEA	PUBLIC WORKS INSPECTOR (417)	3	36.7939	6,377.61	76,531.26
CCEA	PUBLIC WORKS INSPECTOR (417)	4	38.6742	6,703.54	80,442.44
CCEA	PUBLIC WORKS INSPECTOR (417)	5	40.6505	7,046.09	84,553.04
CCEA	REC & COMMUNITY SVCS COORDINAT (454)	1	30.7509	5,330.15	63,961.82
CCEA	REC & COMMUNITY SVCS COORDINAT (454)	2	32.3228	5,602.61	67,231.32
CCEA	REC & COMMUNITY SVCS COORDINAT (454)	3	33.9741	5,888.85	70,666.18
CCEA	REC & COMMUNITY SVCS COORDINAT (454)	4	35.7103	6,189.78	74,277.32
CCEA	REC & COMMUNITY SVCS COORDINAT (454)	5	37.5354	6,506.13	78,073.58
CCEA	REC & COMMUNITY SVCS COORDINAT-REG PT (454R)	1	30.7509	5,330.15	63,961.82
CCEA	REC & COMMUNITY SVCS COORDINAT-REG PT (454R)	2	32.3228	5,602.61	67,231.32
CCEA	REC & COMMUNITY SVCS COORDINAT-REG PT (454R)	3	33.9741	5,888.85	70,666.18
CCEA	RECORDS MGMT COORDINATOR (450)	1	31.5263	5,464.55	65,574.60
CCEA	RECORDS MGMT COORDINATOR (450)	2	33.1378	5,743.88	68,926.52
CCEA	RECORDS MGMT COORDINATOR (450)	3	34.8308	6,037.33	72,447.96
CCEA	RECORDS MGMT COORDINATOR (450)	4	36.6115	6,345.99	76,151.92
CCEA	RECORDS MGMT COORDINATOR (450)	5	38.4822	6,670.26	80,043.08
CCEA	RECREATION COORDINATOR (227)	1	29.9937	5,198.92	62,387.00
CCEA	RECREATION COORDINATOR (227)	2	31.5263	5,464.55	65,574.60
CCEA	RECREATION COORDINATOR (227)	3	33.1378	5,743.88	68,926.52
CCEA	RECREATION COORDINATOR (227)	4	34.8308	6,037.33	72,447.96
CCEA	RECREATION COORDINATOR (227)	5	36.6115	6,345.99	76,151.92
CCEA	RECREATION COORDINATOR-REG PT (227R)	1	29.9937	5,198.92	62,387.00
CCEA	RECREATION COORDINATOR-REG PT (227R)	2	31.5263	5,464.55	65,574.60
CCEA	RECREATION COORDINATOR-REG PT (227R)	3	33.1378	5,743.88	68,926.52
CCEA	SAFETY OFFICER (444)	1	36.4291	6,314.38	75,772.58
CCEA	SAFETY OFFICER (444)	2	38.2902	6,636.98	79,643.72
CCEA	SAFETY OFFICER (444)	3	40.2472	6,976.19	83,714.28

# Culver CITY

## Salary Schedule

### Effective Date 07/01/2021

**Note:** For FIRE job titles, the printed hourly rates are for 40-hour employees. To determine the hourly rates for 56-hour employees, divide the annual rate by 2912. (Titles with two codes in parentheses indicate they are 40-hour & 56-hour positions. The first code is for 40-hr, the second one for 56-hr.)

Group	Title	Step	Hourly Rate	Monthly Rate	Annual Rate
CCEA	SAFETY OFFICER (444)	4	42.3041	7,332.72	87,992.58
CCEA	SAFETY OFFICER (444)	5	44.4652	7,707.31	92,487.72
CCEA	SAFETY SERVICES COMM OPER (225)	1	28.5586	4,950.16	59,401.94
CCEA	SAFETY SERVICES COMM OPER (225)	2	29.9937	5,198.92	62,387.00
CCEA	SAFETY SERVICES COMM OPER (225)	3	31.5263	5,464.55	65,574.60
CCEA	SAFETY SERVICES COMM OPER (225)	4	33.1378	5,743.88	68,926.52
CCEA	SAFETY SERVICES COMM OPER (225)	5	34.8308	6,037.33	72,447.96
CCEA	SANITATION COLLECTOR (301)	1	22.8290	3,957.03	47,484.32
CCEA	SANITATION COLLECTOR (301)	2	23.9966	4,159.42	49,912.98
CCEA	SANITATION COLLECTOR (301)	3	25.2229	4,371.97	52,463.58
CCEA	SANITATION COLLECTOR (301)	4	26.5128	4,595.54	55,146.52
CCEA	SANITATION COLLECTOR (301)	5	27.8699	4,830.78	57,969.34
CCEA	SANITATION DISPATCH (226)	1	29.2654	5,072.67	60,871.98
CCEA	SANITATION DISPATCH (226)	2	30.7509	5,330.15	63,961.82
CCEA	SANITATION DISPATCH (226)	3	32.3228	5,602.61	67,231.32
CCEA	SANITATION DISPATCH (226)	4	33.9741	5,888.85	70,666.18
CCEA	SANITATION DISPATCH (226)	5	35.7103	6,189.78	74,277.32
CCEA	SANITATION DISPATCH-REG PT (226R)	1	29.2654	5,072.67	60,871.98
CCEA	SANITATION DISPATCH-REG PT (226R)	2	30.7509	5,330.15	63,961.82
CCEA	SANITATION DISPATCH-REG PT (226R)	3	32.3228	5,602.61	67,231.32
CCEA	SANITATION DRIVER (306)	1	25.8588	4,482.18	53,786.20
CCEA	SANITATION DRIVER (306)	2	27.1824	4,711.61	56,539.34
CCEA	SANITATION DRIVER (306)	3	28.5586	4,950.16	59,401.94
CCEA	SANITATION DRIVER (306)	4	29.9937	5,198.92	62,387.00
CCEA	SANITATION DRIVER (306)	5	31.5263	5,464.55	65,574.60
CCEA	SANITATION DRIVER-REG PT (306R)	1	25.8588	4,482.18	53,786.20
CCEA	SANITATION DRIVER-REG PT (306R)	2	27.1824	4,711.61	56,539.34
CCEA	SANITATION DRIVER-REG PT (306R)	3	28.5586	4,950.16	59,401.94
CCEA	SANITATION ROLL-OFF DRIVER (311)	1	26.3796	4,572.47	54,869.62
CCEA	SANITATION ROLL-OFF DRIVER (311)	2	27.7307	4,806.66	57,679.96
CCEA	SANITATION ROLL-OFF DRIVER (311)	3	29.1227	5,047.94	60,575.32
CCEA	SANITATION ROLL-OFF DRIVER (311)	4	30.5986	5,303.76	63,645.14
CCEA	SANITATION ROLL-OFF DRIVER (311)	5	32.1622	5,574.79	66,897.48
CCEA	SCOUT VEHICLE OPERATOR (212)	1	23.2886	4,036.70	48,440.34
CCEA	SCOUT VEHICLE OPERATOR (212)	2	24.4777	4,242.81	50,913.72
CCEA	SCOUT VEHICLE OPERATOR (212)	3	25.7293	4,459.74	53,516.84
CCEA	SCOUT VEHICLE OPERATOR (212)	4	27.0467	4,688.10	56,257.24
CCEA	SCOUT VEHICLE OPERATOR (212)	5	28.4196	4,926.07	59,112.82
CCEA	SCOUT VEHICLE OPERATOR-REG PT (212R)	1	23.2886	4,036.70	48,440.34
CCEA	SCOUT VEHICLE OPERATOR-REG PT (212R)	2	24.4777	4,242.81	50,913.72

# Culver CITY

## Salary Schedule

### Effective Date 07/01/2021

**Note:** For FIRE job titles, the printed hourly rates are for 40-hour employees. To determine the hourly rates for 56-hour employees, divide the annual rate by 2912. (Titles with two codes in parentheses indicate they are 40-hour & 56-hour positions. The first code is for 40-hr, the second one for 56-hr.)

Group	Title	Step	Hourly Rate	Monthly Rate	Annual Rate
CCEA	SCOUT VEHICLE OPERATOR-REG PT (212R)	3	25.7293	4,459.74	53,516.84
CCEA	SECRETARY (216)	1	24.7236	4,285.43	51,425.14
CCEA	SECRETARY (216)	2	25.9886	4,504.70	54,056.34
CCEA	SECRETARY (216)	3	27.3190	4,735.29	56,823.52
CCEA	SECRETARY (216)	4	28.6990	4,974.49	59,693.92
CCEA	SECRETARY (216)	5	30.1438	5,224.92	62,699.00
CCEA	SECRETARY Y-RATE (295)	1	32.8451	5,693.16	68,317.86
CCEA	SERVICE DESK TECHNICIAN (403)	1	29.1227	5,047.94	60,575.32
CCEA	SERVICE DESK TECHNICIAN (403)	2	30.5986	5,303.76	63,645.14
CCEA	SERVICE DESK TECHNICIAN (403)	3	32.1622	5,574.79	66,897.48
CCEA	SERVICE DESK TECHNICIAN (403)	4	33.8060	5,859.71	70,316.48
CCEA	SERVICE DESK TECHNICIAN (403)	5	35.5328	6,159.01	73,908.12
CCEA	SEWER LIFT STATION ELECTRO MEC (318)	1	29.4084	5,097.45	61,169.42
CCEA	SEWER LIFT STATION ELECTRO MEC (318)	2	30.9047	5,356.82	64,281.88
CCEA	SEWER LIFT STATION ELECTRO MEC (318)	3	32.4849	5,630.71	67,568.54
CCEA	SEWER LIFT STATION ELECTRO MEC (318)	4	34.1444	5,918.36	71,020.30
CCEA	SEWER LIFT STATION ELECTRO MEC (318)	5	35.8891	6,220.78	74,649.38
CCEA	SOLID WASTE & RECYC CRW SPVR (405)	1	34.5763	5,993.22	71,918.60
CCEA	SOLID WASTE & RECYC CRW SPVR (405)	2	36.3396	6,298.87	75,586.42
CCEA	SOLID WASTE & RECYC CRW SPVR (405)	3	38.1969	6,620.79	79,449.50
CCEA	SOLID WASTE & RECYC CRW SPVR (405)	4	40.1484	6,959.05	83,508.62
CCEA	SOLID WASTE & RECYC CRW SPVR (405)	5	42.2009	7,314.82	87,777.82
CCEA	SR & SOCIAL SERVICES SPEC (408)	1	30.7509	5,330.15	63,961.82
CCEA	SR & SOCIAL SERVICES SPEC (408)	2	32.3228	5,602.61	67,231.32
CCEA	SR & SOCIAL SERVICES SPEC (408)	3	33.9741	5,888.85	70,666.18
CCEA	SR & SOCIAL SERVICES SPEC (408)	4	35.7103	6,189.78	74,277.32
CCEA	SR & SOCIAL SERVICES SPEC (408)	5	37.5354	6,506.13	78,073.58
CCEA	SR ACCOUNT CLERK (217)	1	24.9719	4,328.46	51,941.50
CCEA	SR ACCOUNT CLERK (217)	2	26.2490	4,549.83	54,597.92
CCEA	SR ACCOUNT CLERK (217)	3	27.5927	4,782.74	57,392.92
CCEA	SR ACCOUNT CLERK (217)	4	28.9798	5,023.16	60,277.88
CCEA	SR ACCOUNT CLERK (217)	5	30.4463	5,277.35	63,328.20
CCEA	SR COMP PROGRAMMER ANALYST (442)	1	47.9174	8,305.68	99,668.14
CCEA	SR COMP PROGRAMMER ANALYST (442)	2	50.3666	8,730.22	104,762.58
CCEA	SR COMP PROGRAMMER ANALYST (442)	3	52.9403	9,176.31	110,115.72
CCEA	SR COMP PROGRAMMER ANALYST (442)	4	55.6451	9,645.16	115,741.86
CCEA	SR COMP PROGRAMMER ANALYST (442)	5	58.4890	10,138.09	121,657.12
CCEA	SR ENGINEERING TECHNICIAN (416)	1	33.3033	5,772.56	69,270.76
CCEA	SR ENGINEERING TECHNICIAN (416)	2	35.0047	6,067.49	72,809.88
CCEA	SR ENGINEERING TECHNICIAN (416)	3	36.7939	6,377.61	76,531.26

# Culver CITY

## Salary Schedule

### Effective Date 07/01/2021

**Note:** For FIRE job titles, the printed hourly rates are for 40-hour employees. To determine the hourly rates for 56-hour employees, divide the annual rate by 2912. (Titles with two codes in parentheses indicate they are 40-hour & 56-hour positions. The first code is for 40-hr, the second one for 56-hr.)

Group	Title	Step	Hourly Rate	Monthly Rate	Annual Rate
CCEA	SR ENGINEERING TECHNICIAN (416)	4	38.6742	6,703.54	80,442.44
CCEA	SR ENGINEERING TECHNICIAN (416)	5	40.6505	7,046.09	84,553.04
CCEA	SR FLEET SERVICES TECHNICIAN (321)	1	29.9937	5,198.92	62,387.00
CCEA	SR FLEET SERVICES TECHNICIAN (321)	2	31.5263	5,464.55	65,574.60
CCEA	SR FLEET SERVICES TECHNICIAN (321)	3	33.1378	5,743.88	68,926.52
CCEA	SR FLEET SERVICES TECHNICIAN (321)	4	34.8308	6,037.33	72,447.96
CCEA	SR FLEET SERVICES TECHNICIAN (321)	5	36.6115	6,345.99	76,151.92
CCEA	SR FORENSIC SPECIALIST (448)	1	40.8795	7,085.78	85,029.36
CCEA	SR FORENSIC SPECIALIST (448)	2	42.9681	7,447.81	89,373.70
CCEA	SR FORENSIC SPECIALIST (448)	3	45.1643	7,828.47	93,941.64
CCEA	SR FORENSIC SPECIALIST (448)	4	47.4717	8,228.44	98,741.24
CCEA	SR FORENSIC SPECIALIST (448)	5	49.8978	8,648.94	103,787.32
CCEA	SR JAILER (404)	1	29.5524	5,122.41	61,468.94
CCEA	SR JAILER (404)	2	31.0594	5,383.63	64,603.50
CCEA	SR JAILER (404)	3	32.6468	5,658.77	67,905.24
CCEA	SR JAILER (404)	4	34.3148	5,947.89	71,374.68
CCEA	SR JAILER (404)	5	36.0692	6,252.00	75,024.04
CCEA	SR PUBLIC WORKS INSPECTOR (445)	1	37.5354	6,506.13	78,073.58
CCEA	SR PUBLIC WORKS INSPECTOR (445)	2	39.4529	6,838.50	82,061.98
CCEA	SR PUBLIC WORKS INSPECTOR (445)	3	41.4701	7,188.16	86,257.86
CCEA	SR PUBLIC WORKS INSPECTOR (445)	4	43.5892	7,555.47	90,665.64
CCEA	SR PUBLIC WORKS INSPECTOR (445)	5	45.8163	7,941.48	95,297.80
CCEA	SR WELDER (340)	1	31.8060	5,513.04	66,156.48
CCEA	SR WELDER (340)	2	33.4317	5,794.84	69,538.04
CCEA	SR WELDER (340)	3	35.1397	6,090.89	73,090.68
CCEA	SR WELDER (340)	4	37.1188	6,433.92	77,207.00
CCEA	SR WELDER (340)	5	38.8229	6,729.30	80,751.58
CCEA	STAFF ASST/SOLID WASTE OPS (421)	1	36.4291	6,314.38	75,772.58
CCEA	STAFF ASST/SOLID WASTE OPS (421)	2	38.2902	6,636.98	79,643.72
CCEA	STAFF ASST/SOLID WASTE OPS (421)	3	40.2472	6,976.19	83,714.28
CCEA	STAFF ASST/SOLID WASTE OPS (421)	4	42.3041	7,332.72	87,992.58
CCEA	STAFF ASST/SOLID WASTE OPS (421)	5	44.4652	7,707.31	92,487.72
CCEA	STORES SPECIALIST (211)	1	23.2874	4,036.48	48,437.74
CCEA	STORES SPECIALIST (211)	2	24.4789	4,243.01	50,916.06
CCEA	STORES SPECIALIST (211)	3	25.7296	4,459.80	53,517.62
CCEA	STORES SPECIALIST (211)	4	27.0457	4,687.93	56,255.16
CCEA	STORES SPECIALIST (211)	5	28.4299	4,927.85	59,134.14
CCEA	STREET LIGHTS TECHNICIAN (331)	1	33.1378	5,743.88	68,926.52
CCEA	STREET LIGHTS TECHNICIAN (331)	2	34.8308	6,037.33	72,447.96
CCEA	STREET LIGHTS TECHNICIAN (331)	3	36.6115	6,345.99	76,151.92
CCEA	STREET LIGHTS TECHNICIAN (331)	4	38.4822	6,670.26	80,043.08

# Culver CITY

## Salary Schedule

### Effective Date 07/01/2021

**Note:** For FIRE job titles, the printed hourly rates are for 40-hour employees. To determine the hourly rates for 56-hour employees, divide the annual rate by 2912. (Titles with two codes in parentheses indicate they are 40-hour & 56-hour positions. The first code is for 40-hr, the second one for 56-hr.)

Group	Title	Step	Hourly Rate	Monthly Rate	Annual Rate
CCEA	STREET LIGHTS TECHNICIAN (331)	5	40.4478	7,010.94	84,131.32
CCEA	STREET MAINTENANCE CREW LEADER (323)	1	31.5263	5,464.55	65,574.60
CCEA	STREET MAINTENANCE CREW LEADER (323)	2	33.1378	5,743.88	68,926.52
CCEA	STREET MAINTENANCE CREW LEADER (323)	3	34.8308	6,037.33	72,447.96
CCEA	STREET MAINTENANCE CREW LEADER (323)	4	36.6115	6,345.99	76,151.92
CCEA	STREET MAINTENANCE CREW LEADER (323)	5	38.4822	6,670.26	80,043.08
CCEA	STRUCTURAL REHAB SPECIALIST (334)	1	38.0617	6,597.37	79,168.44
CCEA	STRUCTURAL REHAB SPECIALIST (334)	2	40.0071	6,934.57	83,214.82
CCEA	STRUCTURAL REHAB SPECIALIST (334)	3	42.0507	7,288.80	87,465.56
CCEA	STRUCTURAL REHAB SPECIALIST (334)	4	44.2001	7,661.36	91,936.26
CCEA	STRUCTURAL REHAB SPECIALIST (334)	5	46.4579	8,052.70	96,632.38
CCEA	SUBDRAIN CREWLEADER (324)	1	31.5263	5,464.55	65,574.60
CCEA	SUBDRAIN CREWLEADER (324)	2	33.1378	5,743.88	68,926.52
CCEA	SUBDRAIN CREWLEADER (324)	3	34.8308	6,037.33	72,447.96
CCEA	SUBDRAIN CREWLEADER (324)	4	36.6115	6,345.99	76,151.92
CCEA	SUBDRAIN CREWLEADER (324)	5	38.4822	6,670.26	80,043.08
CCEA	SUBDRAIN WORKER (302)	1	24.1154	4,180.00	50,159.98
CCEA	SUBDRAIN WORKER (302)	2	25.3490	4,393.83	52,725.92
CCEA	SUBDRAIN WORKER (302)	3	26.6447	4,618.42	55,421.08
CCEA	SUBDRAIN WORKER (302)	4	28.0092	4,854.94	58,259.24
CCEA	SUBDRAIN WORKER (302)	5	29.4084	5,097.45	61,169.42
CCEA	TELECOMMUNICATIONS ANALYST (430)	1	42.5417	7,373.90	88,486.84
CCEA	TELECOMMUNICATIONS ANALYST (430)	2	44.7156	7,750.71	93,008.50
CCEA	TELECOMMUNICATIONS ANALYST (430)	3	47.0005	8,146.75	97,761.04
CCEA	TELECOMMUNICATIONS ANALYST (430)	4	49.4028	8,563.14	102,757.72
CCEA	TELECOMMUNICATIONS ANALYST (430)	5	51.9264	9,000.57	108,006.86
CCEA	TRAFFIC PAINTER (308)	1	26.2490	4,549.83	54,597.92
CCEA	TRAFFIC PAINTER (308)	2	27.5927	4,782.74	57,392.92
CCEA	TRAFFIC PAINTER (308)	3	28.9798	5,023.16	60,277.88
CCEA	TRAFFIC PAINTER (308)	4	30.4463	5,277.35	63,328.20
CCEA	TRAFFIC PAINTER (308)	5	32.0027	5,547.14	66,565.72
CCEA	TRAFFIC PAINTING CREWLEADER (325)	1	32.0027	5,547.14	66,565.72
CCEA	TRAFFIC PAINTING CREWLEADER (325)	2	33.6369	5,830.39	69,964.70
CCEA	TRAFFIC PAINTING CREWLEADER (325)	3	35.3564	6,128.44	73,541.26
CCEA	TRAFFIC PAINTING CREWLEADER (325)	4	37.1635	6,441.67	77,300.08
CCEA	TRAFFIC PAINTING CREWLEADER (325)	5	39.0619	6,770.73	81,248.70
CCEA	TRAFFIC SIGNAL TECHNICIAN (336)	1	39.0619	6,770.73	81,248.70
CCEA	TRAFFIC SIGNAL TECHNICIAN (336)	2	41.0585	7,116.81	85,401.68
CCEA	TRAFFIC SIGNAL TECHNICIAN (336)	3	43.1562	7,480.42	89,765.00
CCEA	TRAFFIC SIGNAL TECHNICIAN (336)	4	45.3616	7,862.68	94,352.18
CCEA	TRAFFIC SIGNAL TECHNICIAN (336)	5	47.6798	8,264.49	99,173.88

# Culver CITY

## Salary Schedule

### Effective Date 07/01/2021

**Note:** For FIRE job titles, the printed hourly rates are for 40-hour employees. To determine the hourly rates for 56-hour employees, divide the annual rate by 2912. (Titles with two codes in parentheses indicate they are 40-hour & 56-hour positions. The first code is for 40-hr, the second one for 56-hr.)

Group	Title	Step	Hourly Rate	Monthly Rate	Annual Rate
CCEA	TRAINING & SAFETY INSTRUCTOR (414)	1	35.7103	6,189.78	74,277.32
CCEA	TRAINING & SAFETY INSTRUCTOR (414)	2	37.5354	6,506.13	78,073.58
CCEA	TRAINING & SAFETY INSTRUCTOR (414)	3	39.4529	6,838.50	82,061.98
CCEA	TRAINING & SAFETY INSTRUCTOR (414)	4	41.4701	7,188.16	86,257.86
CCEA	TRAINING & SAFETY INSTRUCTOR (414)	5	43.5892	7,555.47	90,665.64
CCEA	TRANSIT OPERATIONS SUPERVISOR (407)	1	35.6728	6,183.28	74,199.32
CCEA	TRANSIT OPERATIONS SUPERVISOR (407)	2	37.4958	6,499.26	77,991.16
CCEA	TRANSIT OPERATIONS SUPERVISOR (407)	3	39.4122	6,831.46	81,977.48
CCEA	TRANSIT OPERATIONS SUPERVISOR (407)	4	41.4255	7,180.42	86,165.04
CCEA	TRANSIT OPERATIONS SUPERVISOR (407)	5	43.5436	7,547.56	90,570.74
CCEA	URBAN FORESTER (316)	1	30.1441	5,224.98	62,699.78
CCEA	URBAN FORESTER (316)	2	31.6850	5,492.07	65,904.80
CCEA	URBAN FORESTER (316)	3	33.3029	5,772.50	69,269.98
CCEA	URBAN FORESTER (316)	4	35.0049	6,067.51	72,810.14
CCEA	URBAN FORESTER (316)	5	36.7941	6,377.65	76,531.78
CCEA	VAN DRIVER (300)	1	21.2882	3,689.96	44,279.56
CCEA	VAN DRIVER (300)	2	22.2661	3,859.46	46,313.54
CCEA	VAN DRIVER (300)	3	23.4050	4,056.87	48,682.40
CCEA	VAN DRIVER (300)	4	24.6012	4,264.22	51,170.60
CCEA	VAN DRIVER (300)	5	25.8588	4,482.18	53,786.20
CCEA	WAREHOUSE SUPERVISOR (401)	1	29.1879	5,059.23	60,710.78
CCEA	WAREHOUSE SUPERVISOR (401)	2	30.6816	5,318.15	63,817.78
CCEA	WAREHOUSE SUPERVISOR (401)	3	32.2120	5,583.41	67,000.96
CCEA	WAREHOUSE SUPERVISOR (401)	4	33.8548	5,868.16	70,417.88
CCEA	WAREHOUSE SUPERVISOR (401)	5	35.5851	6,168.09	74,017.06
CCEA	WEBMASTER (441)	1	47.2058	8,182.33	98,187.96
CCEA	WEBMASTER (441)	2	49.6190	8,600.63	103,207.52
CCEA	WEBMASTER (441)	3	52.1544	9,040.09	108,481.10
CCEA	WEBMASTER (441)	4	54.8195	9,502.05	114,024.56
CCEA	WEBMASTER (441)	5	57.6203	9,987.51	119,850.12
CCEA	WELDER (320)	1	30.2915	5,250.53	63,006.32
CCEA	WELDER (320)	2	31.8398	5,518.89	66,226.68
CCEA	WELDER (320)	3	33.4663	5,800.82	69,609.80
CCEA	WELDER (320)	4	35.3512	6,127.55	73,530.60
CCEA	WELDER (320)	5	36.9743	6,408.87	76,906.44
CCEA	WELDER-REG PT (320R)	1	30.2915	5,250.53	63,006.32
CCEA	WELDER-REG PT (320R)	2	31.8398	5,518.89	66,226.68
CCEA	WELDER-REG PT (320R)	3	33.4663	5,800.82	69,609.80

1   **RESOLUTION NO. 2021-R 091**

2   A RESOLUTION OF THE CITY COUNCIL OF THE CITY OF  
3   CULVER CITY, CALIFORNIA, APPROVING AND  
4   ADOPTING A MASTER MEMORANDUM OF  
5   UNDERSTANDING AND RELATED CLASSIFICATION AND  
6   SALARY PLAN WITH THE CULVER CITY MANAGEMENT  
7   GROUP

8   WHEREAS, the Culver City Management Group employee representatives and City  
9   representatives have met and conferred and executed a Master Memorandum of  
10   Understanding.

11   NOW, THEREFORE, the City Council of the City of Culver City, DOES  
12   RESOLVE as follows:

- 13   1. The Master Memorandum of Understanding, a copy of which is  
14   attached hereto as Exhibit A and made a part hereof, is hereby approved for the period July  
15   1, 2021 through June 30, 2023.
- 16   2. The Classification and Salary Plan, attached hereto as Exhibit Band  
17   incorporated herein by this reference, is hereby adopted effective July 1, 2021 and shall  
18   supersede and replace all previously adopted salary plans for all members of the Culver  
19   City Management Group.

20  
21 ///

22 ///

23 ///

24 ///

25 ///

26 ///


27 ///

28

1  
2  
3  
4  
5  
6  
7  
8  
9  
10  
11  
12  
13  
14  
15  
16  
17  
18  
19  
20  
21  
22  
23  
24  
25  
26  
27  
28

3. The City Manager and Chief Financial Officer are hereby authorized to adjust the budget and records of employees necessary to pay the salaries and costs related to the terms of the approved Master Memorandum of Understanding.


APPROVED and ADOPTED this 27<sup>th</sup> day of September 2021.

  
\_\_\_\_\_  
ALEX FISCH Mayor  
City of Culver City, California

ATTEST:

APPROVED AS TO FORM:

  
\_\_\_\_\_  
JEREMY GREEN  
City Clerk

  
\_\_\_\_\_  
*for* CAROL A. SCHWAB  
City Attorney

A21-00153



**EXHIBIT A**

**MAJOR MEMORANDUM OF DIRECTORIAL**

**BETWEEN**

**CITY OF CULVER CITY**

**AND**

**CULVER CITY MAJORITY MATRONS**

*July 1, 2021 through June 30, 2023*





**M M O U O F U N D E R S T A N D I N G  
B E T W E E N  
T H E C I T Y O F L O S A N G E L E S A N D  
T H E C I T Y M A N A G E M E N T G R O U P**

**ARTICLE 1**

**SCOPE AND PURPOSE**

**I. ARTICLE TO THE MEMORANDUM OF UNDERSTANDING**

This Memorandum of Understanding, hereinafter called the "MOU" is made by and between the City of Los Angeles and the City Management Group, hereinafter called "CCMG", representing the employees of the City of Los Angeles, as set forth in Appendix "A," as amended, and attached hereto, pursuant to the City's Employer-Roster of Employees.

**II. RECOGNITION**

**A. FULL-TIME PERMANENT MANAGERIAL EMPLOYEES**

The City recognizes and acknowledges the right of the employees of the City of Los Angeles, as set forth in Appendix "A," as amended, and attached hereto, pursuant to the City's Employer-Roster of Employees, to be represented by the CCMG for purposes of collective bargaining.

**III. OPERATIONAL MATTERS**

**A. OLIG**

The City and the CCMG agree to meet and confer in good faith to discuss and negotiate the terms and conditions of employment of the employees of the City of Los Angeles, as set forth in Appendix "A," as amended, and attached hereto, pursuant to the City's Employer-Roster of Employees, including but not limited to wages, hours, and other terms and conditions of employment.

**B M A R OT TO DI RIMI AT**

Il presente articolo ha lo scopo di disciplinare l'attività di ricerca e di sviluppo nel settore delle telecomunicazioni, in particolare nel campo delle reti di telecomunicazioni e delle applicazioni delle stesse. Le disposizioni del presente articolo si applicano alle attività di ricerca e di sviluppo che hanno come oggetto la realizzazione di nuove tecnologie, prodotti o servizi di telecomunicazioni.

**I D I RA K-O**

Il presente articolo ha lo scopo di disciplinare l'attività di ricerca e di sviluppo nel settore delle telecomunicazioni, in particolare nel campo delle reti di telecomunicazioni e delle applicazioni delle stesse.

**A D D D TIO**

Il presente articolo ha lo scopo di disciplinare l'attività di ricerca e di sviluppo nel settore delle telecomunicazioni, in particolare nel campo delle reti di telecomunicazioni e delle applicazioni delle stesse. Le disposizioni del presente articolo si applicano alle attività di ricerca e di sviluppo che hanno come oggetto la realizzazione di nuove tecnologie, prodotti o servizi di telecomunicazioni.

Il presente articolo ha lo scopo di disciplinare l'attività di ricerca e di sviluppo nel settore delle telecomunicazioni, in particolare nel campo delle reti di telecomunicazioni e delle applicazioni delle stesse. Le disposizioni del presente articolo si applicano alle attività di ricerca e di sviluppo che hanno come oggetto la realizzazione di nuove tecnologie, prodotti o servizi di telecomunicazioni.

Il presente articolo ha lo scopo di disciplinare l'attività di ricerca e di sviluppo nel settore delle telecomunicazioni, in particolare nel campo delle reti di telecomunicazioni e delle applicazioni delle stesse. Le disposizioni del presente articolo si applicano alle attività di ricerca e di sviluppo che hanno come oggetto la realizzazione di nuove tecnologie, prodotti o servizi di telecomunicazioni.

4. Il presente articolo ha lo scopo di disciplinare l'attività di ricerca e di sviluppo nel settore delle telecomunicazioni, in particolare nel campo delle reti di telecomunicazioni e delle applicazioni delle stesse. Le disposizioni del presente articolo si applicano alle attività di ricerca e di sviluppo che hanno come oggetto la realizzazione di nuove tecnologie, prodotti o servizi di telecomunicazioni.

**B I RA D D TIO**

Il presente articolo ha lo scopo di disciplinare l'attività di ricerca e di sviluppo nel settore delle telecomunicazioni, in particolare nel campo delle reti di telecomunicazioni e delle applicazioni delle stesse. Le disposizioni del presente articolo si applicano alle attività di ricerca e di sviluppo che hanno come oggetto la realizzazione di nuove tecnologie, prodotti o servizi di telecomunicazioni.

**I D M I ATIO**

Il presente articolo ha lo scopo di disciplinare l'attività di ricerca e di sviluppo nel settore delle telecomunicazioni, in particolare nel campo delle reti di telecomunicazioni e delle applicazioni delle stesse. Le disposizioni del presente articolo si applicano alle attività di ricerca e di sviluppo che hanno come oggetto la realizzazione di nuove tecnologie, prodotti o servizi di telecomunicazioni.

**I R I T**

**A M LO R I T**

... r... ..

... r... ..

... r... ..

**B IT RI T**

... r... ..

D... ..

... ..

D... ..

4 R... ..

D... ..

D... ..

... ..

... ..

R... ..

... d... d... d...

D... d...

D... d... d... d... d... d... d... d... d... d...

d... d... d... d... d... d... d... d... d... d...

4... d... d... d... d... d... d... d... d... d...

d... d... d... d... d... d... d... d... d... d...

ARTICLE TWO

SALARY AND COMPOSITION

I. SALARY

The salary range for each classification covered herein is set forth in Appendix "A,"

II. ANNUAL TWELVE MONTH AND ANNUAL RATE

The salary range for each classification covered herein is set forth in Appendix "A,"

III. REVISIONS OR ASSIGNMENTS

Revisions or assignments shall be made in accordance with the provisions of this contract.

IV. COLLECTIVE BARGAINING AND COMPOSITION OF LA

The salary range for each classification covered herein is set forth in Appendix "A,"

Conversion of the Annual

The amount of the annual contribution shall be converted to a bi-weekly contribution of the amount shown in the table below.

Annual Contribution

The amount of the annual contribution shall be converted to a bi-weekly contribution of the amount shown in the table below.

The amount of the annual contribution shall be converted to a bi-weekly contribution of the amount shown in the table below.

LOANS TO A

A. R.O.

The amount of the loan shall be converted to a bi-weekly contribution of the amount shown in the table below.

B. OMATIO

<u>Contribution Period</u>	<u>Bi-weekly Amount</u>
□	□□□□□□ □□ □□ □□□□□□
□□	□□□□□□ □□ □□ □□□□□□
□□	□□□□□□ □□ □□ □□□□□□
□□	□4□□□□ □□ □□ □□□□□□
□□	□4□□□□ □□ □□ □□□□□□

LIMITATION

The amount of the loan shall be converted to a bi-weekly contribution of the amount shown in the table below.



ARTICLE A

ARTICLE A - LIABILITY

A. Any employee who is injured or becomes ill as a result of his or her job shall be eligible for workers' compensation benefits under the laws of the State of Michigan. The employee's employer shall be responsible for the payment of such benefits. The employee shall not be required to file a lawsuit against the employer to receive such benefits.

B. The employee's employer shall be responsible for the payment of such benefits. The employee shall not be required to file a lawsuit against the employer to receive such benefits.

The employee's employer shall be responsible for the payment of such benefits. The employee shall not be required to file a lawsuit against the employer to receive such benefits.

4. The employee's employer shall be responsible for the payment of such benefits. The employee shall not be required to file a lawsuit against the employer to receive such benefits.

ARTICLE B - COMPENSATION

- A. Any employee who is injured or becomes ill as a result of his or her job shall be eligible for workers' compensation benefits under the laws of the State of Michigan. The employee's employer shall be responsible for the payment of such benefits. The employee shall not be required to file a lawsuit against the employer to receive such benefits.
- The employee's employer shall be responsible for the payment of such benefits. The employee shall not be required to file a lawsuit against the employer to receive such benefits.
- The employee's employer shall be responsible for the payment of such benefits. The employee shall not be required to file a lawsuit against the employer to receive such benefits.

- D. The employee's employer shall be responsible for the payment of such benefits. The employee shall not be required to file a lawsuit against the employer to receive such benefits.
- The employee's employer shall be responsible for the payment of such benefits. The employee shall not be required to file a lawsuit against the employer to receive such benefits.
- The employee's employer shall be responsible for the payment of such benefits. The employee shall not be required to file a lawsuit against the employer to receive such benefits.

- E. The employee's employer shall be responsible for the payment of such benefits. The employee shall not be required to file a lawsuit against the employer to receive such benefits.
- The employee's employer shall be responsible for the payment of such benefits. The employee shall not be required to file a lawsuit against the employer to receive such benefits.
- The employee's employer shall be responsible for the payment of such benefits. The employee shall not be required to file a lawsuit against the employer to receive such benefits.

- [Illegible] [Illegible] [Illegible] [Illegible] [Illegible] [Illegible] [Illegible] [Illegible] [Illegible] [Illegible]

II LIMITATION

- [Illegible] [Illegible] [Illegible] [Illegible] [Illegible] [Illegible] [Illegible] [Illegible] [Illegible] [Illegible]
- Pursuant to Administrative Policy, "domino" assignments, in which  
 [Illegible] [Illegible] [Illegible] [Illegible] [Illegible] [Illegible] [Illegible] [Illegible] [Illegible] [Illegible]
- Department and division heads are required to minimize "domino"  
 [Illegible] [Illegible] [Illegible] [Illegible] [Illegible] [Illegible] [Illegible] [Illegible] [Illegible] [Illegible]
4. [Illegible] [Illegible] [Illegible] [Illegible] [Illegible] [Illegible] [Illegible] [Illegible] [Illegible] [Illegible]  
 manager's functions laterally or upward in the organization thereby  
 [Illegible] [Illegible] [Illegible] [Illegible] [Illegible] [Illegible]
- [Illegible] [Illegible] [Illegible] [Illegible] [Illegible] [Illegible] [Illegible] [Illegible] [Illegible] [Illegible]  
 [Illegible] [Illegible] [Illegible] [Illegible] [Illegible] [Illegible]

II OFFICIAL COMPOSITION A

A PRO

- A. [Illegible] [Illegible] [Illegible] [Illegible] [Illegible] [Illegible] [Illegible] [Illegible] [Illegible] [Illegible]  
 employee's regular classification when operational conditions necessitate  
 [Illegible] [Illegible] [Illegible] [Illegible] [Illegible] [Illegible] [Illegible] [Illegible] [Illegible] [Illegible]  
 [Illegible] [Illegible] [Illegible] [Illegible] [Illegible] [Illegible] [Illegible] [Illegible] [Illegible] [Illegible]  
 [Illegible] [Illegible] [Illegible] [Illegible] [Illegible] [Illegible]
- [Illegible] [Illegible] [Illegible] [Illegible] [Illegible] [Illegible] [Illegible] [Illegible] [Illegible] [Illegible]  
 [Illegible] [Illegible] [Illegible] [Illegible] [Illegible] [Illegible] [Illegible] [Illegible] [Illegible] [Illegible]
- [Illegible] [Illegible] [Illegible] [Illegible] [Illegible] [Illegible] [Illegible] [Illegible] [Illegible] [Illegible]  
 [Illegible] [Illegible] [Illegible] [Illegible] [Illegible] [Illegible] [Illegible] [Illegible] [Illegible] [Illegible]  
 [Illegible] [Illegible] [Illegible] [Illegible] [Illegible] [Illegible] [Illegible] [Illegible] [Illegible] [Illegible]
4. [Illegible] [Illegible] [Illegible] [Illegible] [Illegible] [Illegible] [Illegible] [Illegible] [Illegible] [Illegible]

... permanent classification.

B. LIABILITY

...

C. REGULAR

... the employee's regular base pay.

...

...

III. TRANSLATOR

A. REGULATIONS

...

...

conversational in the applicable language.

**B. ALIENATION**

1. The Recipient shall not be deemed to have alienated the property described in paragraph "A" above.

2. The Recipient shall not be deemed to have alienated the property described in paragraph "A" above.

**C. COMPLETION**

1. The Recipient shall not be deemed to have alienated the property described in paragraph "A" above.

**D. LIMITATION**

1. A Recipient shall not be deemed to have alienated the property described in paragraph "A" above.

2. The Recipient shall not be deemed to have alienated the property described in paragraph "A" above.

**I. DEFINITIONS AND A**

**A. REO**

1. The Recipient shall not be deemed to have alienated the property described in paragraph "A" above.

1. Member shall not be deemed to have alienated the property described in paragraph "A" above.
2. Recipient shall not be deemed to have alienated the property described in paragraph "A" above.
3. Recipient shall not be deemed to have alienated the property described in paragraph "A" above.
4. Recipient shall not be deemed to have alienated the property described in paragraph "A" above.

**B. COMPLETION**

1. The Recipient shall not be deemed to have alienated the property described in paragraph "A" above.

<b>A Accredited Degree</b>	<b>Annual Amount</b>
A	4
MA M JD	4

A... ..

**A R D I T D O L L O R D O R**

D... ..

... ..

**I O R M A T I O T O O L L O A L L O W A**

... ..

**L I L O R T R A I O I O R A L I O R I A R I T R A T I O A**

**A R O**

... ..

**B O M A T I O**

... ..

- ... ..
- ... ..
- M... ..

- Credit Accounting
- Credit Management

II ARTICLE AT RO IO AL LI A

A RO

... credit ...

B OM ATIO

... certification pays of 5% of the employee's base ...

Cr

... credit ...

Accrd A

... credit ...

Cr

A Cr ...

Ar Ar

Ar Ar

Cr

Ar

Cr A

A ...

ARTICLE TOR

WORK PERIOD AND OVERTIME

I. MAT FROM OVERTIME

AM... ..

M... ..

II. WORK PERIOD

A. IT WORK PERIOD

... ..

Work schedule... .. 4... ..

Work schedule... ..

Work schedule... .. 4... ..

B. ADJUSTI WORK PERIOD

M... ..

ARTICLE FOUR

EMPLOYMENT BENEFITS

I. RETIREMENT

A. GENERAL RETIREMENT BENEFITS

These benefits shall be provided to eligible employees in accordance with the applicable provisions of the applicable Retirement Plan. Retirement benefits shall be provided to eligible employees in accordance with the applicable provisions of the applicable Retirement Plan.

OPERATIONAL PROVISIONS	BENEFIT
<p>Section 401(a)</p>	<p><b><u>“New” Members defined as the public employee Pension Reform Act of 2011 required on or after January 1, 2012</u></b></p> <p>As of the date of the enactment of the Pension Reform Act of 2011, defined as “new” members as of 4/1/12 and prior to the January 1, 2012.</p>
<p>Section 401(a)</p>	<p><b><u>for unit employee hired on or after July 1, 2012</u></b></p> <p>Employees who are employed by the County of San Diego on or after July 1, 2012 and who are not covered by the County of San Diego Employees’ Retirement System shall be covered by the County of San Diego Employees’ Retirement System.</p>
<p>Section 401(a)</p>	<p><b><u>for unit employee hired prior to July 1, 2012</u></b></p> <p>Employees who are employed by the County of San Diego on or after July 1, 2012 and who are not covered by the County of San Diego Employees’ Retirement System shall be covered by the County of San Diego Employees’ Retirement System.</p>
<p>Section 401(a)</p>	<p><b><u>for unit employee hired on or after July 1, 2012</u></b></p>
<p>Section 401(a)</p>	<p><b><u>Members hired on or after July 1, 2012</u></b></p>



<p>OPTIONAL                      MODIFICATION</p>	<p>BENEFIT</p>
<p>OPTIONAL</p>	<p><u>OPTIONAL</u> BENEFIT. The amount of the optional benefit shall be determined by the Board of Directors. The optional benefit shall be payable in a lump sum at the time of retirement. The optional benefit shall be subject to the provisions of the plan regarding the payment of benefits to surviving spouses or other designated beneficiaries.</p>
<p>OPTIONAL</p>	<p><u>OPTIONAL</u> BENEFIT. The amount of the optional benefit shall be determined by the Board of Directors. The optional benefit shall be payable in a lump sum at the time of retirement. The optional benefit shall be subject to the provisions of the plan regarding the payment of benefits to surviving spouses or other designated beneficiaries.</p>
<p>44</p>	<p><u>44</u> BENEFIT. The amount of the benefit shall be determined by the Board of Directors. The benefit shall be payable in a lump sum at the time of retirement. The benefit shall be subject to the provisions of the plan regarding the payment of benefits to surviving spouses or other designated beneficiaries.</p>
<p>4</p>	<p><u>4</u> BENEFIT. The amount of the benefit shall be determined by the Board of Directors. The benefit shall be payable in a lump sum at the time of retirement. The benefit shall be subject to the provisions of the plan regarding the payment of benefits to surviving spouses or other designated beneficiaries.</p>
<p>OPTIONAL</p>	<p><u>OPTIONAL</u> BENEFIT. The amount of the optional benefit shall be determined by the Board of Directors. The optional benefit shall be payable in a lump sum at the time of retirement. The optional benefit shall be subject to the provisions of the plan regarding the payment of benefits to surviving spouses or other designated beneficiaries.</p>
<p>OPTIONAL</p>	<p><u>OPTIONAL</u> BENEFIT. The amount of the optional benefit shall be determined by the Board of Directors. The optional benefit shall be payable in a lump sum at the time of retirement. The optional benefit shall be subject to the provisions of the plan regarding the payment of benefits to surviving spouses or other designated beneficiaries. (\$500) will be paid to the retiree's designated survivor(s), or to the retiree's estate.</p>

**B. ANNUAL MEMBERSHIP CONTRIBUTION OR "CLASSIC MEMBER" MEMBERSHIP PRIOR TO 1994**

- OPTIONAL. The amount of the optional benefit shall be determined by the Board of Directors. The optional benefit shall be payable in a lump sum at the time of retirement. The optional benefit shall be subject to the provisions of the plan regarding the payment of benefits to surviving spouses or other designated beneficiaries.
- OPTIONAL. The amount of the optional benefit shall be determined by the Board of Directors. The optional benefit shall be payable in a lump sum at the time of retirement. The optional benefit shall be subject to the provisions of the plan regarding the payment of benefits to surviving spouses or other designated beneficiaries.
- OPTIONAL. The amount of the optional benefit shall be determined by the Board of Directors. The optional benefit shall be payable in a lump sum at the time of retirement. The optional benefit shall be subject to the provisions of the plan regarding the payment of benefits to surviving spouses or other designated beneficiaries.

**ALABAMA MLOORS CONTRIBUTION FOR "CLASSIC MEMBER" MLOORS IRDO OR ATRAL**

When the member is a classic member, the member shall contribute to the MLOORS IRDO OR ATRAL account in the amount of \$100.00 per month.

The member shall contribute to the MLOORS IRDO OR ATRAL account in the amount of \$100.00 per month.

The member shall contribute to the MLOORS IRDO OR ATRAL account in the amount of \$100.00 per month.

**CALPERS EMPLOYEE CONTRIBUTION FOR "NEW MEMBER" MLOORS IRDO OR ATRAL**

When the member is a new member, the member shall contribute to the MLOORS IRDO OR ATRAL account in the amount of \$100.00 per month.

The member shall contribute to the MLOORS IRDO OR ATRAL account in the amount of \$100.00 per month.

The member shall contribute to the MLOORS IRDO OR ATRAL account in the amount of \$100.00 per month.

**ALABAMA MLOORS OUT ARI**

The member shall contribute to the MLOORS OUT ARI account in the amount of \$100.00 per month.

... shall be deemed to be a contribution to the Public Employees' Retirement System ...

... shall be deemed to be a contribution to the Public Employees' Retirement System ...

**TA LIMITATION**

... shall be deemed to be a contribution to the Public Employees' Retirement System ...

... shall be deemed to be a contribution to the Public Employees' Retirement System ...

... contribution rate can be considered on a "pre-tax" basis. The rendered legal opinion is supportive of City treatment of said contributions as "pre-tax"; ... these distributions as "pre-tax". It is expressly understood and agreed to by ... any other agency (collective "Entities") to a determination that such contributions are indeed "pre-tax". Thus, the parties agree and ... Entities reject treatment of said contributions as "pre-tax".

**MEDICAL INSURANCE**

**MEDICAL INSURANCE - PUBLIC MEDICAL CARE**

... Public Employees' Retirement System ... Employees' Medical and Hospital Care Act (PEMHCA) ...

The Board shall have the authority to... (text is mostly illegible)

**B. ARTICLE 1A**

The Board shall have the authority to... (text is mostly illegible)

- ...
- ...44...
- ...

The Board shall have the authority to... (text is mostly illegible)

- ...
- ...4...
- ...

The Board shall have the authority to... (text is mostly illegible)

The Board shall have the authority to... (text is mostly illegible)

The Board shall have the authority to... (text is mostly illegible)

Employees who are covered by the City's health insurance plan shall be deemed to have elected to participate in the plan unless they have elected otherwise in writing. Employees who are covered by the City's health insurance plan shall be deemed to have elected to participate in the plan unless they have elected otherwise in writing.

**MEDICAL INSURANCE PREMIUM – OUT-OF-THE-POCKET OPTION**

Employees who are covered by the City's health insurance plan shall be deemed to have elected to participate in the plan unless they have elected otherwise in writing. Employees who are covered by the City's health insurance plan shall be deemed to have elected to participate in the plan unless they have elected otherwise in writing.

**PROVISIONS OF WORKERS' COMPENSATION LIABILITY**

Employees who are covered by the City's health insurance plan shall be deemed to have elected to participate in the plan unless they have elected otherwise in writing. Employees who are covered by the City's health insurance plan shall be deemed to have elected to participate in the plan unless they have elected otherwise in writing.

**OUT-OF**

Upon proof of other coverage, unit employees may elect to waive the City's health insurance plan. Employees who are covered by the City's health insurance plan shall be deemed to have elected to participate in the plan unless they have elected otherwise in writing.

**MISCELLANEOUS PROVISIONS OF THE CITY'S HEALTH INSURANCE PLAN**

- Employees who are covered by the City's health insurance plan shall be deemed to have elected to participate in the plan unless they have elected otherwise in writing.
- Employees who are covered by the City's health insurance plan shall be deemed to have elected to participate in the plan unless they have elected otherwise in writing.

**RE-ENROLLMENT INTO MEDICAL INSURANCE PLAN**

Employees who are covered by the City's health insurance plan shall be deemed to have elected to participate in the plan unless they have elected otherwise in writing. Employees who are covered by the City's health insurance plan shall be deemed to have elected to participate in the plan unless they have elected otherwise in writing.

Employees who are not covered by the City's health and dental benefit plan shall be eligible for the City's health and dental benefit plan if they are covered by a health and dental benefit plan provided by their former employer and they are not covered by any other health and dental benefit plan.

A. A former employee who is covered by a health and dental benefit plan provided by their former employer and who is not covered by any other health and dental benefit plan shall be eligible for the City's health and dental benefit plan if they are covered by a health and dental benefit plan provided by their former employer and they are not covered by any other health and dental benefit plan.

**RETIREMENT MEDICAL INSURANCE**

The City's monthly contribution for medical insurance provided through the City's health and dental benefit plan shall be provided to employees who are covered by a health and dental benefit plan provided by their former employer and who are not covered by any other health and dental benefit plan.

**All Ineffect Retirees**

- Employees who are covered by a health and dental benefit plan provided by their former employer and who are not covered by any other health and dental benefit plan.
- Employees who are covered by a health and dental benefit plan provided by their former employer and who are not covered by any other health and dental benefit plan.

**Retiree Plan**

- Employees who are covered by a health and dental benefit plan provided by their former employer and who are not covered by any other health and dental benefit plan.
- Employees who are covered by a health and dental benefit plan provided by their former employer and who are not covered by any other health and dental benefit plan.

"Grandfathered Employees" is defined as employees who are covered by a health and dental benefit plan provided by their former employer and who are not covered by any other health and dental benefit plan (excluding "Air Time") or, unit employees that retire on or after January 1, 2000 and who are covered by a health and dental benefit plan provided by their former employer and who are not covered by any other health and dental benefit plan.

The City's monthly contribution for medical insurance provided through the City's health and dental benefit plan shall be provided to employees who are covered by a health and dental benefit plan provided by their former employer and who are not covered by any other health and dental benefit plan.

Employees who are covered by a health and dental benefit plan provided by their former employer and who are not covered by any other health and dental benefit plan shall be eligible for the City's health and dental benefit plan if they are covered by a health and dental benefit plan provided by their former employer and they are not covered by any other health and dental benefit plan. Employees who are covered by a health and dental benefit plan provided by their former employer and who are not covered by any other health and dental benefit plan shall be eligible for the City's health and dental benefit plan if they are covered by a health and dental benefit plan provided by their former employer and they are not covered by any other health and dental benefit plan.

The City's contribution towards retiree medical insurance shall not exceed the amount provided in the City's budget for the fiscal year.

The City's contribution towards retiree medical insurance shall not exceed the amount provided in the City's budget for the fiscal year.

The City's contribution towards retiree medical insurance shall not exceed the amount provided in the City's budget for the fiscal year. The City's contribution towards retiree medical insurance shall not exceed the amount provided in the City's budget for the fiscal year.

The City's contribution towards retiree medical insurance shall not exceed the amount provided in the City's budget for the fiscal year.

4. The City's monthly contribution for medical insurance provided

There shall be a Roster of Employees of the City of Los Angeles...

Employees shall be eligible for membership in the California Public Employees' Medical and Hospital Care Act (MCHA)...

The City shall provide for the Roster of Employees... and shall be subject to the provisions of the MCHA...

LIABILITY FOR RETIREMENT MEDICAL INSURANCE OLD TIME IT AND ARTIFICIAL LIMBS OR ALTP LA

Employees of the City of Los Angeles shall be eligible for membership in the Roster of Employees...

Any employee who is a member of the Roster of Employees shall be eligible for membership in the MCHA...

The City shall provide for the Roster of Employees... and shall be subject to the provisions of the MCHA...



... shall include a person joined by marriage after the date of the employee's retirement.

“Spouse” shall include a person joined by marriage after the date of the employee’s retirement.

Retired employees who are not members of the Plan shall be eligible to receive a lump sum distribution of their vested account balance...

Retired employees who are not members of the Plan shall be eligible to receive a lump sum distribution of their vested account balance...

4. Employees who are not members of the Plan shall be eligible to receive a lump sum distribution of their vested account balance...

III. DENTAL INSURANCE

Employees who are not members of the Plan shall be eligible to receive a lump sum distribution of their vested account balance...

Employees who are not members of the Plan shall be eligible to receive a lump sum distribution of their vested account balance...

- ...
- ...

I IO AR IRA

... A...

- ...
- ...

II LI IRA

...

III IT RI T - OT T A D O TRA TOR

...

...

...

IV IR TIO L IBL DI A O T

...

...



These terms shall include any and all terms or conditions set forth in the RFP or any amendments thereto.

**ARTICLE I**

The term "contract" shall mean the contract documents including the RFP, the M&A documents and any amendments thereto. The term "contractor" shall mean the contractor selected by the City to perform the work under the contract.

**MILITARY REIMBURSEMENT**

The term "military reimbursement" shall mean the reimbursement of the contractor for the cost of the contractor's military service members' expenses incurred while performing the work under the contract.

**MANAGEMENT FEE**

The term "management fee" shall mean the fee payable to the contractor for the management of the project. The management fee shall be calculated as a percentage of the total project cost, including the contractor's management fee. The management fee shall be payable to the contractor on a monthly basis.

**TITLE REIMBURSEMENT**

The term "title reimbursement" shall mean the reimbursement of the contractor for the cost of the contractor's title insurance. The title insurance shall be required for the project. The title insurance shall be payable to the contractor on a monthly basis.

**JOB-RELATED TRAINING**

The term "job-related training" shall mean the training provided to the contractor's employees for the purpose of performing the work under the contract. The training shall be provided by the contractor at its own expense.

Reimbursement shall be provided to the contractor for the cost of the contractor's job-related training. The reimbursement shall be payable to the contractor on a monthly basis.

The term "contractor's training" shall mean the training provided to the contractor's employees for the purpose of performing the work under the contract. The training shall be provided by the contractor at its own expense.

4. ... r...d ... d...r ... ..  
... ..  
... ..

**O-D T D AT RAL B IT**

... r... ..  
... M ... d ... ..  
... ..

... ..  
... R ... r ... d ... ..

... ..  
... ..

ARTICLE 1

LABOR AGREEMENT

I. POLICY

It is the policy of the City to provide a fair and equitable benefit program for its employees. The City's policy is to provide a pension plan for its employees based on their unit employee's total length of service with the City. Unit employees are expected to remain with the City for the duration of their employment.

II. ACCUMULATION AND RETIREMENT OR LEAVE

A. ACCUMULATION OF LEAVE

Employees shall accumulate leave based on their length of service with the City. The City shall provide a leave bank for its employees to accumulate leave for future use.

The City shall provide a leave bank for its employees to accumulate leave for future use. The leave bank shall be used for the purpose of providing a benefit to the employee.

B. LEAVE

Employees shall be entitled to a certain amount of leave per year of service.

Employees shall be entitled to a certain amount of leave per year of service. The leave shall be used for the purpose of providing a benefit to the employee.

Employees shall be entitled to a certain amount of leave per year of service. The leave shall be used for the purpose of providing a benefit to the employee.

4. Employees shall be entitled to a certain amount of leave per year of service. The leave shall be used for the purpose of providing a benefit to the employee.

ADDITIONAL OR OTHER LEAVE

Any other leave provided by the City shall be subject to the provisions of this agreement. The City shall provide a benefit to the employee for the purpose of providing a benefit to the employee.

**D. REGISTRATION LAWS**

1. The registration laws shall not be construed to require the registration of any person or entity who is not a resident of the State and who is not engaged in business within the State.

2. The registration laws shall not be construed to require the registration of any person or entity who is not a resident of the State and who is not engaged in business within the State.

3. The registration laws shall not be construed to require the registration of any person or entity who is not a resident of the State and who is not engaged in business within the State.

**E. MAILING TO ILA PRIOR REPORT**

1. The mailing to ILA prior report shall be required for all persons or entities who are required to register under the registration laws.

**III. OFFICIAL AID TO SOLIDARITY**

**A. OFFICIAL AID TO SOLIDARITY**

1. The official aid to solidarity shall be provided to all persons or entities who are required to register under the registration laws.

2. The official aid to solidarity shall be provided to all persons or entities who are required to register under the registration laws:
- The State's Department of Justice
  - The State's Department of Labor
  - The State's Department of Health
  - The State's Department of Education
  - The State's Department of Transportation
  - The State's Department of Social Services
  - The State's Department of Corrections
  - The State's Department of Public Safety

3. The official aid to solidarity shall be provided to all persons or entities who are required to register under the registration laws.

4. The official aid to solidarity shall be provided to all persons or entities who are required to register under the registration laws.

11.01 The Board may, in its discretion, determine the dates of the holidays listed in this article. The Board may also determine the dates of the holidays listed in this article to be observed by employees of the unit.

11.02 The Board may, in its discretion, determine the dates of the holidays listed in this article to be observed by employees of the unit. The Board may also determine the dates of the holidays listed in this article to be observed by employees of the unit.

**11.03 OFFICIAL HOLIDAYS OCCURRING ON A SCHEDULED DAY OFF**

**A. AMOUNT OR ARR-OFFER WITHIN THE FISCAL YEAR**

Official Holidays occurring on a unit employee's regularly scheduled day off may, at the unit employee's discretion, be:

- used in the same fiscal year as the day off or carried over
- carried-over for use in the same fiscal year as the day off or the same fiscal year as the day off.

**B. LIMITATION**

11.04 The Board may, in its discretion, determine the dates of the holidays listed in this article to be observed by employees of the unit.

11.05 The Board may, in its discretion, determine the dates of the holidays listed in this article to be observed by employees of the unit. The Board may also determine the dates of the holidays listed in this article to be observed by employees of the unit.

**11.06 LOADING HOLIDAY LEAVE TIME**

11.07 The Board may, in its discretion, determine the dates of the holidays listed in this article to be observed by employees of the unit. The Board may also determine the dates of the holidays listed in this article to be observed by employees of the unit.

**A. LIABILITY FOR LOADING HOLIDAY LEAVE**

11.08 The Board may, in its discretion, determine the dates of the holidays listed in this article to be observed by employees of the unit. The Board may also determine the dates of the holidays listed in this article to be observed by employees of the unit.



1. This Agreement shall be governed by the laws of the State of New York. The parties hereby irrevocably and exclusively agree to submit to the jurisdiction of the courts of the State of New York for the resolution of any dispute arising out of or in connection with this Agreement. The parties agree to waive their right to a jury trial.

ARTICLE 1

SECTION 1.1

1.1.1 This Agreement shall be governed by the laws of the State of New York. The parties hereby irrevocably and exclusively agree to submit to the jurisdiction of the courts of the State of New York for the resolution of any dispute arising out of or in connection with this Agreement. The parties agree to waive their right to a jury trial.

SECTION 1.2

1.2.1 This Agreement shall be governed by the laws of the State of New York. The parties hereby irrevocably and exclusively agree to submit to the jurisdiction of the courts of the State of New York for the resolution of any dispute arising out of or in connection with this Agreement. The parties agree to waive their right to a jury trial.

1.2.2 This Agreement shall be governed by the laws of the State of New York. The parties hereby irrevocably and exclusively agree to submit to the jurisdiction of the courts of the State of New York for the resolution of any dispute arising out of or in connection with this Agreement. The parties agree to waive their right to a jury trial.

1.2.3 This Agreement shall be governed by the laws of the State of New York. The parties hereby irrevocably and exclusively agree to submit to the jurisdiction of the courts of the State of New York for the resolution of any dispute arising out of or in connection with this Agreement. The parties agree to waive their right to a jury trial.

SECTION 1.3

1.3.1 This Agreement shall be governed by the laws of the State of New York. The parties hereby irrevocably and exclusively agree to submit to the jurisdiction of the courts of the State of New York for the resolution of any dispute arising out of or in connection with this Agreement. The parties agree to waive their right to a jury trial.

1.3.2 This Agreement shall be governed by the laws of the State of New York. The parties hereby irrevocably and exclusively agree to submit to the jurisdiction of the courts of the State of New York for the resolution of any dispute arising out of or in connection with this Agreement. The parties agree to waive their right to a jury trial.

TABLE OF APPLICATION LEAVE BENEFITS FOR ALL TIME IT EMPLOYEES			
First Year	Second Year	Third Year	Fourth Year and thereafter
10 days	10 days	10 days	10 days or more for 10 years or more continuous service

**DEFINITION OF APPLICATION LEAVE**

Application leave is defined as the leave taken by an employee for the purpose of attending to the business of the employee or the business of the employee's family or the business of the employee's estate.

Application leave shall be granted to an employee on the basis of the employee's level of accrued vacation has been reduced to less than the amount of the employee's accrued vacation. The employee shall be required to exhaust all accrued vacation leave before applying for application leave.

**BI-WEEKLY AVOIDANCE OF APPLICATION AVOIDANCE - NON-RECURRING**

Application leave shall be granted to an employee on the basis of the employee's level of accrued vacation has been reduced to less than the amount of the employee's accrued vacation. The employee shall be required to exhaust all accrued vacation leave before applying for application leave.

**LIMITATION**

Application leave shall be granted to an employee on the basis of the employee's level of accrued vacation has been reduced to less than the amount of the employee's accrued vacation. The employee shall be required to exhaust all accrued vacation leave before applying for application leave.

**APPLICATION AVOIDANCE OF TERMINATION - NON-RECURRING**

Application leave shall be granted to an employee on the basis of the employee's level of accrued vacation has been reduced to less than the amount of the employee's accrued vacation. The employee shall be required to exhaust all accrued vacation leave before applying for application leave.

The City shall provide a reasonable amount of time for the employee to complete the necessary paperwork.

**II. BI-ANNUAL APPRAISAL ACTION OUTLET**

**A. LIABILITY**

The City shall provide unit employees' with the opportunity to appeal their appraisal rating to the City's Personnel Director.

**B. PROHIBITION**

Appraisal ratings shall not be used as a basis for disciplinary action or for the denial of promotion or transfer. The City shall not use appraisal ratings as a basis for determining an employee's eligibility for a promotion or transfer.

**III. ABBIATIAL LEAVE**

**A. PROVISIONS**

The City shall provide the following provisions for sabbatical leave:

- Employees shall be eligible for sabbatical leave after ten years of service.
- Employees shall be eligible for sabbatical leave after ten years of service.
- Travel/study programs related to the employee's City responsibilities.
- Directed research projects related to the City's operations and the employee's field of expertise.
- Other programs of interest to the City.

**B. LIABILITY FOR ABBIATIAL LEAVE**

The City shall provide the following provisions for sabbatical leave:

- Employees shall be eligible for sabbatical leave after ten years of service.
- Employees shall be eligible for sabbatical leave after ten years of service.
- Employees shall be eligible for sabbatical leave after ten years of service.

- o Dues and assessments
- o The employee's ability to perform the essential functions of the position
- o The employee's ability to perform the essential functions of the position

**TITLE 11 - TRAINING AND DEVELOPMENT**

The City shall provide training and development opportunities for employees to enhance their skills and knowledge and to prepare them for advancement.

**DEPARTMENT OR AGENCY OR ABBATIAL LEAVE**

A request for a department or agency transfer shall be considered on the basis of the employee's qualifications, the needs of the City, and the availability of positions.

- o An employee's request for a department or agency transfer shall be considered on the basis of the employee's qualifications, the needs of the City, and the availability of positions.
- The ability of the City to continue the employee's job functions
- The ability of the City to continue the employee's job functions
- The ability of the City to continue the employee's job functions

**LEAVE OR ABBATIAL LEAVE**

An employee who is on leave or abbatial leave shall be reinstated to the same position upon return.

An employee who is on leave or abbatial leave shall be reinstated to the same position upon return.

The City shall provide training and development opportunities for employees to enhance their skills and knowledge and to prepare them for advancement.

**LIMITATIONS**

The provisions of this agreement shall not be construed to limit the liability of the Contractor in any way, and the Contractor shall remain liable for any damages, including consequential damages, caused by its negligence, active or passive, or any breach of contract, whether or not such damages are foreseeable.

**WARRANTY**

**A. LIABILITY OR WARRANTY**

The Contractor warrants that the work shall be performed in accordance with the applicable industry standards and specifications, and that the work shall be free from defects in materials and workmanship for a period of one year from the date of completion of the work.

**B. REAL OR WAREHOUSE**

The Contractor warrants that the work shall be performed in accordance with the applicable industry standards and specifications, and that the work shall be free from defects in materials and workmanship for a period of one year from the date of completion of the work.

Warranty Annual Rate		
Bi-weekly Annual Rate	Monthly Annual Rate	Annual Annual Rate
4% per annum 4% per annum per annum	per annum	4% per annum

**C. REPRODUCTION AND DISTRIBUTION OF WAREHOUSE**

The Contractor warrants that the work shall be performed in accordance with the applicable industry standards and specifications, and that the work shall be free from defects in materials and workmanship for a period of one year from the date of completion of the work.

- The Contractor warrants that the work shall be performed in accordance with the applicable industry standards and specifications, and that the work shall be free from defects in materials and workmanship for a period of one year from the date of completion of the work.
- The Contractor warrants that the work shall be performed in accordance with the applicable industry standards and specifications, and that the work shall be free from defects in materials and workmanship for a period of one year from the date of completion of the work.
- The Contractor warrants that the work shall be performed in accordance with the applicable industry standards and specifications, and that the work shall be free from defects in materials and workmanship for a period of one year from the date of completion of the work.
- The Contractor warrants that the work shall be performed in accordance with the applicable industry standards and specifications, and that the work shall be free from defects in materials and workmanship for a period of one year from the date of completion of the work.
- The Contractor warrants that the work shall be performed in accordance with the applicable industry standards and specifications, and that the work shall be free from defects in materials and workmanship for a period of one year from the date of completion of the work.
- The Contractor warrants that the work shall be performed in accordance with the applicable industry standards and specifications, and that the work shall be free from defects in materials and workmanship for a period of one year from the date of completion of the work.

The Contractor warrants that the work shall be performed in accordance with the applicable industry standards and specifications, and that the work shall be free from defects in materials and workmanship for a period of one year from the date of completion of the work.

The Contractor warrants that the work shall be performed in accordance with the applicable industry standards and specifications, and that the work shall be free from defects in materials and workmanship for a period of one year from the date of completion of the work.

4. The Contractor warrants that the work shall be performed in accordance with the applicable industry standards and specifications, and that the work shall be free from defects in materials and workmanship for a period of one year from the date of completion of the work.



... shall be ...

... to the unit employee's accruals up to the seven hundred and twenty ...

4. A ...

- ...
- ...

... shall be ...

11.10 K L A A O O R T I R M T O R A O R A B L R A T I O - O - R A B L

... at the unit employee's base hourly rate.

11.11 K L A A O O T O D A T O A M L O - O - R A B L

Upon a unit employee's death, his/her beneficiaries or estate shall ...

A ...

11.12 R - R T I R M T D I T R I B T I O O L A A A O R A L - O - R A B L

A. The Commission shall ensure that the information provided by the Member States is accurate and reliable. It shall also ensure that the information is presented in a clear and concise manner and that it is accessible to the public. The Commission shall also ensure that the information is updated regularly and that it is consistent with the information provided by the Member States.

The Commission shall also ensure that the information is presented in a clear and concise manner and that it is accessible to the public. The Commission shall also ensure that the information is updated regularly and that it is consistent with the information provided by the Member States.

**10.1. R. O. D. T. L. A. I. O. D.**

**A. TO I. M. O. T. M. A. I. M. A. L. A. R. O. T. I. A.**

The Commission shall ensure that the information provided by the Member States is accurate and reliable. It shall also ensure that the information is presented in a clear and concise manner and that it is accessible to the public. The Commission shall also ensure that the information is updated regularly and that it is consistent with the information provided by the Member States.

The Commission shall also ensure that the information is presented in a clear and concise manner and that it is accessible to the public. The Commission shall also ensure that the information is updated regularly and that it is consistent with the information provided by the Member States.

The Commission shall also ensure that the information is presented in a clear and concise manner and that it is accessible to the public. The Commission shall also ensure that the information is updated regularly and that it is consistent with the information provided by the Member States.

**B. T. I. O. L. A. A. D. A. L. A. R. O. T. I. A.**

The Commission shall ensure that the information provided by the Member States is accurate and reliable. It shall also ensure that the information is presented in a clear and concise manner and that it is accessible to the public. The Commission shall also ensure that the information is updated regularly and that it is consistent with the information provided by the Member States.

**A. T. I. O. A. L. A. R. O. T. I. A.**



Il presente articolo disciplina le modalità di attuazione delle disposizioni di cui all'articolo 10, comma 1, lett. a) del presente decreto, relative alla presentazione delle domande di ammissione a concorso per l'assunzione di personale a tempo determinato, nonché le modalità di svolgimento delle prove di selezione.

Il presente articolo disciplina le modalità di attuazione delle disposizioni di cui all'articolo 10, comma 1, lett. b) del presente decreto, relative alla presentazione delle domande di ammissione a concorso per l'assunzione di personale a tempo determinato, nonché le modalità di svolgimento delle prove di selezione.

**D. ITINERARIO DI ABILITAZIONE**

Il presente articolo disciplina le modalità di attuazione delle disposizioni di cui all'articolo 10, comma 1, lett. c) del presente decreto, relative alla presentazione delle domande di ammissione a concorso per l'assunzione di personale a tempo determinato, nonché le modalità di svolgimento delle prove di selezione.

**LIMITAZIONI**

A. Il presente articolo disciplina le modalità di attuazione delle disposizioni di cui all'articolo 10, comma 1, lett. d) del presente decreto, relative alla presentazione delle domande di ammissione a concorso per l'assunzione di personale a tempo determinato, nonché le modalità di svolgimento delle prove di selezione.

B. Il presente articolo disciplina le modalità di attuazione delle disposizioni di cui all'articolo 10, comma 1, lett. e) del presente decreto, relative alla presentazione delle domande di ammissione a concorso per l'assunzione di personale a tempo determinato, nonché le modalità di svolgimento delle prove di selezione.

**II. AMMINISTRATIVE**

Il presente articolo disciplina le modalità di attuazione delle disposizioni di cui all'articolo 10, comma 1, lett. f) del presente decreto, relative alla presentazione delle domande di ammissione a concorso per l'assunzione di personale a tempo determinato, nonché le modalità di svolgimento delle prove di selezione.

Administrative leave shall be used at the employee's discretion. Administrative leave is not to be used for any purpose other than that stated herein. Administrative leave shall be used at the discretion of the employee and shall not be used for any purpose other than that stated herein.

Administrative leave shall be used at the discretion of the employee and shall not be used for any purpose other than that stated herein. Administrative leave shall be used at the discretion of the employee and shall not be used for any purpose other than that stated herein.

III. MICHIGAN LABOR WITNESSES

A. BERMONT LA

Administrative leave shall be used at the discretion of the employee and shall not be used for any purpose other than that stated herein. Administrative leave shall be used at the discretion of the employee and shall not be used for any purpose other than that stated herein.

Administrative leave shall be used at the discretion of the employee and shall not be used for any purpose other than that stated herein.

- Spouse
- Child's Spouse
- Spouse's Brothers
- Spouse's Grandparents
- Spouse's Parents
- Spouse's Sisters
- Siblings' Spouse

Administrative leave shall be used at the discretion of the employee and shall not be used for any purpose other than that stated herein.

Administrative leave shall be used at the discretion of the employee and shall not be used for any purpose other than that stated herein.

Administrative leave shall be used at the discretion of the employee and shall not be used for any purpose other than that stated herein.

... m ... r ... d ...

B M R L A

A ... r ... d ...

... r ... d ...

A ... r ... d ...

4 ... r ... d ...

R D T

A ... r ... d ...

... r ... d ...

J ... r ... d ...

4 ... r ... d ...

1. The Government of the State of New York shall have the right to regulate the business and financial affairs of any corporation organized under the laws of any other state or country, including, but not limited to, the right to require such corporation to file with the Department of State a true and correct copy of its annual report, to pay such corporation the same annual tax as if it were organized under the laws of this state, and to regulate the management of such corporation in all respects as if it were organized under the laws of this state.

2. The powers and duties of the Department of State in relation to the registration and operation of corporations organized under the laws of any other state or country, including, but not limited to, the right to require such corporation to file with the Department of State a true and correct copy of its annual report, to pay such corporation the same annual tax as if it were organized under the laws of this state, and to regulate the management of such corporation in all respects as if it were organized under the laws of this state, shall be subject to the provisions of the laws of this state relating to the registration and operation of corporations organized under the laws of this state.

3. The Department of State shall have the right to require any corporation organized under the laws of any other state or country, including, but not limited to, the right to require such corporation to file with the Department of State a true and correct copy of its annual report, to pay such corporation the same annual tax as if it were organized under the laws of this state, and to regulate the management of such corporation in all respects as if it were organized under the laws of this state.

4. The Department of State shall have the right to require any corporation organized under the laws of any other state or country, including, but not limited to, the right to require such corporation to file with the Department of State a true and correct copy of its annual report, to pay such corporation the same annual tax as if it were organized under the laws of this state, and to regulate the management of such corporation in all respects as if it were organized under the laws of this state.

5. The Department of State shall have the right to require any corporation organized under the laws of any other state or country, including, but not limited to, the right to require such corporation to file with the Department of State a true and correct copy of its annual report, to pay such corporation the same annual tax as if it were organized under the laws of this state, and to regulate the management of such corporation in all respects as if it were organized under the laws of this state.

**D. OUTSIDE DIRECTORS AND OFFICERS**

1. The Department of State shall have the right to require any corporation organized under the laws of any other state or country, including, but not limited to, the right to require such corporation to file with the Department of State a true and correct copy of its annual report, to pay such corporation the same annual tax as if it were organized under the laws of this state, and to regulate the management of such corporation in all respects as if it were organized under the laws of this state.

**E. RELIGIOUS CORPORATIONS**

- 1. The Department of State shall have the right to require any religious corporation organized under the laws of any other state or country, including, but not limited to, the right to require such corporation to file with the Department of State a true and correct copy of its annual report, to pay such corporation the same annual tax as if it were organized under the laws of this state, and to regulate the management of such corporation in all respects as if it were organized under the laws of this state.
- The Department of State shall have the right to require any religious corporation organized under the laws of any other state or country, including, but not limited to, the right to require such corporation to file with the Department of State a true and correct copy of its annual report, to pay such corporation the same annual tax as if it were organized under the laws of this state, and to regulate the management of such corporation in all respects as if it were organized under the laws of this state.
- The Department of State shall have the right to require any religious corporation organized under the laws of any other state or country, including, but not limited to, the right to require such corporation to file with the Department of State a true and correct copy of its annual report, to pay such corporation the same annual tax as if it were organized under the laws of this state, and to regulate the management of such corporation in all respects as if it were organized under the laws of this state.

2. The Department of State shall have the right to require any religious corporation organized under the laws of any other state or country, including, but not limited to, the right to require such corporation to file with the Department of State a true and correct copy of its annual report, to pay such corporation the same annual tax as if it were organized under the laws of this state, and to regulate the management of such corporation in all respects as if it were organized under the laws of this state.

**F. MILITARY LABOR ORGANIZATIONS**

Military labor organizations shall have the right to regulate the business and financial affairs of any corporation organized under the laws of any other state or country, including, but not limited to, the right to require such corporation to file with the Department of State a true and correct copy of its annual report, to pay such corporation the same annual tax as if it were organized under the laws of this state, and to regulate the management of such corporation in all respects as if it were organized under the laws of this state.

OTI LU A

OTI LU A ...

OTI LU A ...

OTI LU A ...

OOOOL AOTIIT LU A

OOOOL AOTIIT LU A ...

OOOOL AOTIIT LU A ...

OOOOL AOTIIT LU A ...

OOOOL AOTIIT LU A ...

OOOOL AOTIIT LU A ...

OOOOL AOTIIT LU A ...

AMIL MODIAL LU A AT MLAAD ALIORIA AMIL RIOT AT ORA

AMIL MODIAL LU A AT MLAAD ALIORIA AMIL RIOT AT ORA ...

10.1. The Board shall determine the amount of the MSA and RA for each year.

10.2. The Board shall determine the amount of the R... for each year.

4. The Board shall determine the amount of the R... for each year.

**A. LIABILITY FOR MLA AND RA**

The Board shall determine the amount of the MSA for each year.

- The care of the employee's child
- The care of the employee's spouse
- The care of the employee's dependent
- The care of the employee's child
- The care of the employee's spouse
- The care of the employee's dependent
- The care of the employee's child

The Board shall determine the amount of the MSA for each year.

**B. MEMORIAL RIGHT FOR MLA**

The Board shall determine the amount of the MSA for each year.

The Board shall determine the amount of the MSA for each year.

The Board shall determine the amount of the MSA for each year.

4. The Board shall determine the amount of the MSA for each year.

The Board shall determine the amount of the MSA for each year.

... ..

**ANNUAL ROBERTSON OR MLA**

... ..

... .. required for absences relating to the unit employee's or family ... ..

... .. R ... ..

**RIANDA R MLA**

... ..

**OB AURAL WIL O MLA**

... ..

... ..

**IRATIO O MLA**

... ..

**RIANDA DIABILIT LA DL**

... .. 4 ... ..

1. The provisions of this article shall apply to any person who is a citizen of the United States and who is a resident of the State of New York at the time of his death.

2. The provisions of this article shall not apply to a will executed by a testator who is a citizen of the United States and who is a resident of the State of New York at the time of his death.

4. The provisions of this article shall not apply to a will executed by a testator who is a citizen of the United States and who is a resident of the State of New York at the time of his death.

**ARTICLE 11. MAINTENANCE OF PUBLIC ORDER AND THE INTERESTS OF THE STATE**

1. The provisions of this article shall apply to any person who is a citizen of the United States and who is a resident of the State of New York at the time of his death.

*Example:* A person who is a citizen of the United States and who is a resident of the State of New York at the time of his death.

2. The provisions of this article shall not apply to a will executed by a testator who is a citizen of the United States and who is a resident of the State of New York at the time of his death.

**ARTICLE 12. REAL PROPERTY OF A PERSON WHO IS A RESIDENT OF THE STATE**

1. The provisions of this article shall apply to any person who is a citizen of the United States and who is a resident of the State of New York at the time of his death.

**ARTICLE 13. REAL PROPERTY OF A PERSON WHO IS A RESIDENT OF THE STATE**

1. The provisions of this article shall apply to any person who is a citizen of the United States and who is a resident of the State of New York at the time of his death.

2. The provisions of this article shall not apply to a will executed by a testator who is a citizen of the United States and who is a resident of the State of New York at the time of his death.



The Board shall have the authority to... (text is mirrored and mostly illegible)

The Board shall have the authority to... (text is mirrored and mostly illegible)

**SECTION 11.01 AB WITNESS**

**A. OLDFATHER LA WITNESS**

A witness shall be a person who... (text is mirrored and mostly illegible)

A witness shall be a person who... (text is mirrored and mostly illegible)

A witness shall be a person who... (text is mirrored and mostly illegible)

4. A witness shall be a person who... (text is mirrored and mostly illegible)

**B. INITIATED LA WITNESS**

A witness shall be a person who... (text is mirrored and mostly illegible)

**B. WITNESS LIABILITY WILSON LA WITNESS**

A witness shall be a person who... (text is mirrored and mostly illegible)

A person who is appointed to a position shall be notified of the City's intent, and shall be given the opportunity to be heard at a public hearing before the City Council. The person shall be notified in writing at least 15 days before the hearing. The person shall be given the opportunity to be heard at the hearing. The person shall be given the opportunity to be heard at the hearing.

**DEPARTMENT OF LABOR AND INDUSTRY**

**NOTIFICATION TO DEPARTMENT**

For each position, the Department shall be notified of the City's intent, and shall be given the opportunity to be heard at a public hearing before the City Council. The Department shall be notified in writing at least 15 days before the hearing. The Department shall be given the opportunity to be heard at the hearing. The Department shall be given the opportunity to be heard at the hearing.

**ORDINANCE**

The City Council shall be notified of the City's intent, and shall be given the opportunity to be heard at a public hearing before the City Council. The City Council shall be notified in writing at least 15 days before the hearing. The City Council shall be given the opportunity to be heard at the hearing. The City Council shall be given the opportunity to be heard at the hearing.

**DURATION OF LAW**

The City Council shall be notified of the City's intent, and shall be given the opportunity to be heard at a public hearing before the City Council. The City Council shall be notified in writing at least 15 days before the hearing. The City Council shall be given the opportunity to be heard at the hearing. The City Council shall be given the opportunity to be heard at the hearing.

- The City Council shall be notified of the City's intent, and shall be given the opportunity to be heard at a public hearing before the City Council.
- The City Council shall be notified of the City's intent, and shall be given the opportunity to be heard at a public hearing before the City Council.
- The City Council shall be notified of the City's intent, and shall be given the opportunity to be heard at a public hearing before the City Council.

**APPELLATION OF LABOR AND INDUSTRY**

The City Council shall be notified of the City's intent, and shall be given the opportunity to be heard at a public hearing before the City Council. The City Council shall be notified in writing at least 15 days before the hearing. The City Council shall be given the opportunity to be heard at the hearing. The City Council shall be given the opportunity to be heard at the hearing.

**RETURN FROM LEAVE OF ABSENCE WITHOUT A BENEFIT WAITING PERIOD**

When an employee returns from a leave of absence without pay, the employee's anniversary date shall be adjusted to exclude such leave. The employee's anniversary date shall be the date the employee was last employed by the City before the leave of absence.

When an employee returns from a leave of absence without pay, the employee shall provide medical information upon the request of the City's physician in order to determine the employee's fitness-to-work.

When an employee returns from a leave of absence without pay, the employee, or the employee's representative, may delay the unit employee's return to work and constitute a violation of the City's policies.

**ANTI-DISCRIMINATION AND ABANDONMENT OF POSITION**

A person who is a member of the City's workforce shall not be discriminated against on the basis of race, ethnicity, gender, age, religion, or disability. Any person who is found to be in violation of this policy shall be subject to disciplinary action, up to and including termination.

The City shall not discriminate against any person on the basis of race, ethnicity, gender, age, religion, or disability. Any person who is found to be in violation of this policy shall be subject to disciplinary action, up to and including termination.

The City shall not discriminate against any person on the basis of race, ethnicity, gender, age, religion, or disability. Any person who is found to be in violation of this policy shall be subject to disciplinary action, up to and including termination.

4. The City shall not discriminate against any person on the basis of race, ethnicity, gender, age, religion, or disability. Any person who is found to be in violation of this policy shall be subject to disciplinary action, up to and including termination.

ARTICLE 01

WORKING CONDITIONS

I PRIORITY

A PRIORITY LIST

... shall ...

B PRIORITY WITNESS REPORT LADDITIONAL

... shall ...

II LADDITIONAL MLO REPORT

A ... shall ...

III DICTIONARY

A DICTIONARY OF LADDITIONAL IT MLO

D ... shall ...

B DICTIONARY OF LADDITIONAL IT MLO

... shall ...

... shall ...

I. ARTICLE

A. REO

1. The State shall have the right to regulate the use of property so long as it does not deprive the owner of all use of his property. The State shall have the right to acquire or condemn property for public use, but the right shall not be exercised unless the public use is a public use.

2. The State shall have the right to regulate the use of property so long as it does not deprive the owner of all use of his property. The State shall have the right to acquire or condemn property for public use, but the right shall not be exercised unless the public use is a public use.

3. The State shall have the right to regulate the use of property so long as it does not deprive the owner of all use of his property. The State shall have the right to acquire or condemn property for public use, but the right shall not be exercised unless the public use is a public use.

II. DRUGS, WORKING AND DRUGS AND ALCOHOL IN THE WORKING

1. The State shall have the right to regulate the use of property so long as it does not deprive the owner of all use of his property. The State shall have the right to acquire or condemn property for public use, but the right shall not be exercised unless the public use is a public use.

2. The State shall have the right to regulate the use of property so long as it does not deprive the owner of all use of his property. The State shall have the right to acquire or condemn property for public use, but the right shall not be exercised unless the public use is a public use.

III. LOCAL DISPOSITION

The State shall have the right to regulate the use of property so long as it does not deprive the owner of all use of his property. The State shall have the right to acquire or condemn property for public use, but the right shall not be exercised unless the public use is a public use.

ARTICLE 00000

GENERAL PROVISIONS

I. TERMS MEMORANDUM OF UNDERSTANDING

The Memorandum of Understanding between the City and the Union is hereby adopted and approved as a part of the City's personnel policy and shall be in full force and effect from the date of its adoption.

II. EMERGENCY WAIVER

The City hereby waives its right to restrict the City's ability to respond to these emergencies in the event of a strike or lockout. The City's ability to respond to these emergencies shall not be restricted by any provision of the Memorandum of Understanding. The City's ability to respond to these emergencies shall not be restricted by any provision of the Memorandum of Understanding. The City's ability to respond to these emergencies shall not be restricted by any provision of the Memorandum of Understanding.

III. REHABILITATION PROVISIONS

The City shall provide for the rehabilitation of employees who are unable to perform their duties due to a physical condition. The City shall provide for the rehabilitation of employees who are unable to perform their duties due to a physical condition. The City shall provide for the rehabilitation of employees who are unable to perform their duties due to a physical condition.

IV. CIVIL RIGHTS RELIQUATION POLICY

- 1. The City shall not discriminate on the basis of race, sex, religion, or ethnicity in its personnel policies and practices.
- 2. The City shall not discriminate on the basis of race, sex, religion, or ethnicity in its personnel policies and practices.
- 3. The City shall not discriminate on the basis of race, sex, religion, or ethnicity in its personnel policies and practices.

or "permanent" status, seniority, layoff rights, or appeals of discipline or reassignment in the unclassified range of the classification.

4. The employee shall remain in the unclassified range of the classification R000000 if the employee is assigned to a position in the unclassified range of the classification M000000.

The employee shall remain in the unclassified range of the classification R000000 if the employee is assigned to a position in the unclassified range of the classification M000000 and the employee is not assigned to a position in the unclassified range of the classification R000000.

ALL ADMINISTRATIVE

A. ALL ADMINISTRATIVE

The employee shall remain in the unclassified range of the classification R000000 if the employee is assigned to a position in the unclassified range of the classification M000000.

The employee shall remain in the unclassified range of the classification R000000 if the employee is assigned to a position in the unclassified range of the classification M000000 and the employee is not assigned to a position in the unclassified range of the classification R000000.

The employee shall remain in the unclassified range of the classification R000000 if the employee is assigned to a position in the unclassified range of the classification M000000 and the employee is not assigned to a position in the unclassified range of the classification R000000.

B. ALAR

The employee shall remain in the unclassified range of the classification R000000 if the employee is assigned to a position in the unclassified range of the classification M000000.

The employee shall remain in the unclassified range of the classification R000000 if the employee is assigned to a position in the unclassified range of the classification M000000.

The employee shall remain in the unclassified range of the classification R000000 if the employee is assigned to a position in the unclassified range of the classification M000000.

4. The employee shall remain in the unclassified range of the classification R000000 if the employee is assigned to a position in the unclassified range of the classification M000000.

**D. COMPLIANCE**

The Company shall comply with all applicable laws, regulations, and standards. The Company shall also comply with all applicable industry standards and best practices. The Company shall maintain accurate records of all compliance activities and shall be available for review by the appropriate authorities. The Company shall promptly report any non-compliance to the appropriate authorities and shall take corrective action to address any identified deficiencies.

**I. RATIONALE AND IMPLEMENTATION**

**A. KNOWLEDGE**

The Company shall ensure that all employees are provided with the necessary training and education to perform their duties in accordance with the applicable laws, regulations, and standards. The Company shall also ensure that all employees are aware of the Company's policies and procedures and are held accountable for their actions. The Company shall provide ongoing training and education to ensure that all employees remain up-to-date on the latest developments in their field.

**B. MATERIAL RECOMMENDATION - APPROVAL OF MO**

The Company shall ensure that all material recommendations are properly reviewed and approved by the appropriate authorities. The Company shall also ensure that all material recommendations are based on accurate and reliable information. The Company shall maintain accurate records of all material recommendations and shall be available for review by the appropriate authorities. The Company shall promptly report any material recommendations that are not in compliance with the applicable laws, regulations, and standards.



**Note:** For FIRE job titles, the printed hourly rates are for 40-hour employees. To determine the hourly rates for 56-hour employees, divide the annual rate by 2912. (Titles with two codes in parentheses indicate they are 40-hour & 56-hour positions. The first code is for 40-hr, the second one for 56-hr.)

Group	Title	Step	Hourly Rate	Monthly Rate	Annual Rate
CCMG	ACCOUNTG & INVESTMENTS MANAGER (837)	1	56.7940	9,844.29	118,131.52
CCMG	ACCOUNTG & INVESTMENTS MANAGER (837)	2	59.6967	10,347.44	124,169.24
CCMG	ACCOUNTG & INVESTMENTS MANAGER (837)	3	62.7461	10,876.00	130,511.94
CCMG	ACCOUNTG & INVESTMENTS MANAGER (837)	4	65.9531	11,431.88	137,182.50
CCMG	ACCOUNTG & INVESTMENTS MANAGER (837)	5	69.3229	12,015.97	144,191.58
CCMG	ACCOUNTING OPERATIONS MANAGER (803)	1	51.6308	8,949.33	107,391.96
CCMG	ACCOUNTING OPERATIONS MANAGER (803)	2	54.2697	9,406.76	112,881.08
CCMG	ACCOUNTING OPERATIONS MANAGER (803)	3	57.0420	9,887.28	118,647.36
CCMG	ACCOUNTING OPERATIONS MANAGER (803)	4	59.9573	10,392.59	124,711.08
CCMG	ACCOUNTING OPERATIONS MANAGER (803)	5	63.0209	10,923.62	131,083.42
CCMG	ADVANCE PLANNING MANAGER (826)	1	66.9044	11,596.76	139,161.10
CCMG	ADVANCE PLANNING MANAGER (826)	2	70.3242	12,189.54	146,274.44
CCMG	ADVANCE PLANNING MANAGER (826)	3	73.9177	12,812.41	153,748.92
CCMG	ADVANCE PLANNING MANAGER (826)	4	77.6949	13,467.11	161,605.34
CCMG	ADVANCE PLANNING MANAGER (826)	5	81.6642	14,155.14	169,861.64
CCMG	ASSISTANT CITY ATTORNEY (818)	1	85.6392	14,844.14	178,129.64
CCMG	ASSISTANT CITY ATTORNEY (818)	2	90.0170	15,602.95	187,235.36
CCMG	ASSISTANT CITY ATTORNEY (818)	3	94.6160	16,400.11	196,801.28
CCMG	ASSISTANT CITY ATTORNEY (818)	4	99.4500	17,238.00	206,856.00
CCMG	ASSISTANT CITY ATTORNEY (818)	5	104.5310	18,118.71	217,424.48
CCMG	ASST CHIEF FINANCIAL OFFICER (824)	1	70.3242	12,189.54	146,274.44
CCMG	ASST CHIEF FINANCIAL OFFICER (824)	2	73.9177	12,812.41	153,748.92
CCMG	ASST CHIEF FINANCIAL OFFICER (824)	3	77.6949	13,467.11	161,605.34
CCMG	ASST CHIEF FINANCIAL OFFICER (824)	4	81.6642	14,155.14	169,861.64
CCMG	ASST CHIEF FINANCIAL OFFICER (824)	5	85.8376	14,878.52	178,542.26
CCMG	ASST CHIEF TRANSPRTN OFFICER (821)	1	64.9326	11,254.99	135,059.86
CCMG	ASST CHIEF TRANSPRTN OFFICER (821)	2	68.2507	11,830.13	141,961.56
CCMG	ASST CHIEF TRANSPRTN OFFICER (821)	3	71.7378	12,434.54	149,214.52
CCMG	ASST CHIEF TRANSPRTN OFFICER (821)	4	75.4034	13,069.92	156,839.02
CCMG	ASST CHIEF TRANSPRTN OFFICER (821)	5	79.2564	13,737.77	164,853.26
CCMG	ASST ENVRN PROGAMS/OPS MGR (832)	1	53.7299	9,313.18	111,758.14
CCMG	ASST ENVRN PROGAMS/OPS MGR (832)	2	56.4765	9,789.26	117,471.12
CCMG	ASST ENVRN PROGAMS/OPS MGR (832)	3	59.3625	10,289.50	123,474.00
CCMG	ASST ENVRN PROGAMS/OPS MGR (832)	4	62.3955	10,815.22	129,782.64
CCMG	ASST ENVRN PROGAMS/OPS MGR (832)	5	65.5828	11,367.68	136,412.12
CCMG	ASST MAINT OPERATIONS MANAGER (823)	1	47.6727	8,263.28	99,159.32
CCMG	ASST MAINT OPERATIONS MANAGER (823)	2	50.1084	8,685.45	104,225.42
CCMG	ASST MAINT OPERATIONS MANAGER (823)	3	52.6687	9,129.25	109,551.00
CCMG	ASST MAINT OPERATIONS MANAGER (823)	4	55.3603	9,595.78	115,149.32

# Culver CITY

## Salary Schedule

### Effective Date 07/01/2021

**Note:** For FIRE job titles, the printed hourly rates are for 40-hour employees. To determine the hourly rates for 56-hour employees, divide the annual rate by 2912. (Titles with two codes in parentheses indicate they are 40-hour & 56-hour positions. The first code is for 40-hr, the second one for 56-hr.)

Group	Title	Step	Hourly Rate	Monthly Rate	Annual Rate
CCMG	ASST MAINT OPERATIONS MANAGER (823)	5	58.1901	10,086.29	121,035.46
CCMG	BUDGET & FINANCIAL OPS MANAGER (804)	1	56.7940	9,844.29	118,131.52
CCMG	BUDGET & FINANCIAL OPS MANAGER (804)	2	59.6967	10,347.44	124,169.24
CCMG	BUDGET & FINANCIAL OPS MANAGER (804)	3	62.7461	10,876.00	130,511.94
CCMG	BUDGET & FINANCIAL OPS MANAGER (804)	4	65.9531	11,431.88	137,182.50
CCMG	BUDGET & FINANCIAL OPS MANAGER (804)	5	69.3229	12,015.97	144,191.58
CCMG	BUDGET MANAGEMENT ANALYST (709)	1	43.3655	7,516.69	90,200.24
CCMG	BUDGET MANAGEMENT ANALYST (709)	2	45.5821	7,900.90	94,810.82
CCMG	BUDGET MANAGEMENT ANALYST (709)	3	47.9113	8,304.62	99,655.40
CCMG	BUDGET MANAGEMENT ANALYST (709)	4	50.3593	8,728.94	104,747.24
CCMG	BUDGET MANAGEMENT ANALYST (709)	5	52.9320	9,174.88	110,098.56
CCMG	BUILDING MAINTENANCE SUPV (706)	1	40.6459	7,045.29	84,543.42
CCMG	BUILDING MAINTENANCE SUPV (706)	2	42.7230	7,405.32	88,863.84
CCMG	BUILDING MAINTENANCE SUPV (706)	3	44.9065	7,783.79	93,405.52
CCMG	BUILDING MAINTENANCE SUPV (706)	4	47.2014	8,181.57	98,178.86
CCMG	BUILDING MAINTENANCE SUPV (706)	5	49.6125	8,599.50	103,194.00
CCMG	BUILDING OFFICIAL (817)	1	68.9349	11,948.71	143,384.54
CCMG	BUILDING OFFICIAL (817)	2	72.4576	12,559.32	150,711.86
CCMG	BUILDING OFFICIAL (817)	3	76.1601	13,201.09	158,413.06
CCMG	BUILDING OFFICIAL (817)	4	80.0497	13,875.29	166,503.48
CCMG	BUILDING OFFICIAL (817)	5	84.1426	14,584.72	175,016.66
CCMG	CITY CLERK (828)	1	70.3242	12,189.54	146,274.44
CCMG	CITY CLERK (828)	2	73.9177	12,812.41	153,748.92
CCMG	CITY CLERK (828)	3	77.6949	13,467.11	161,605.34
CCMG	CITY CLERK (828)	4	81.6642	14,155.14	169,861.64
CCMG	CITY CLERK (828)	5	85.8376	14,878.52	178,542.26
CCMG	CLAIMS & SAFETY COORDINATOR (711)	1	44.0192	7,630.00	91,560.04
CCMG	CLAIMS & SAFETY COORDINATOR (711)	2	46.2688	8,019.92	96,239.00
CCMG	CLAIMS & SAFETY COORDINATOR (711)	3	48.6334	8,429.79	101,157.42
CCMG	CLAIMS & SAFETY COORDINATOR (711)	4	51.1179	8,860.43	106,325.18
CCMG	CLAIMS & SAFETY COORDINATOR (711)	5	53.7299	9,313.18	111,758.14
CCMG	COMMUNICATION SUPERVISOR (830)	1	44.0610	7,637.24	91,646.88
CCMG	COMMUNICATION SUPERVISOR (830)	2	46.3137	8,027.72	96,332.60
CCMG	COMMUNICATION SUPERVISOR (830)	3	48.6800	8,437.87	101,254.40
CCMG	COMMUNICATION SUPERVISOR (830)	4	51.1664	8,868.84	106,426.06
CCMG	COMMUNICATION SUPERVISOR (830)	5	53.7819	9,322.19	111,866.30
CCMG	CULTURAL AFFAIRS MANAGER (724)	1	56.7940	9,844.29	118,131.52
CCMG	CULTURAL AFFAIRS MANAGER (724)	2	59.6967	10,347.44	124,169.24
CCMG	CULTURAL AFFAIRS MANAGER (724)	3	62.7461	10,876.00	130,511.94
CCMG	CULTURAL AFFAIRS MANAGER (724)	4	65.9531	11,431.88	137,182.50
CCMG	CULTURAL AFFAIRS MANAGER (724)	5	69.3229	12,015.97	144,191.58

# Culver CITY

## Salary Schedule

### Effective Date 07/01/2021

**Note:** For FIRE job titles, the printed hourly rates are for 40-hour employees. To determine the hourly rates for 56-hour employees, divide the annual rate by 2912. (Titles with two codes in parentheses indicate they are 40-hour & 56-hour positions. The first code is for 40-hr, the second one for 56-hr.)

Group	Title	Step	Hourly Rate	Monthly Rate	Annual Rate
CCMG	CURRENT PLANNING MANAGER (831)	1	66.9044	11,596.76	139,161.10
CCMG	CURRENT PLANNING MANAGER (831)	2	70.3242	12,189.54	146,274.44
CCMG	CURRENT PLANNING MANAGER (831)	3	73.9177	12,812.41	153,748.92
CCMG	CURRENT PLANNING MANAGER (831)	4	77.6949	13,467.11	161,605.34
CCMG	CURRENT PLANNING MANAGER (831)	5	81.6642	14,155.14	169,861.64
CCMG	DEP CMTY DEV DIR/ECON DEV MGR (819)	1	70.3242	12,189.54	146,274.44
CCMG	DEP CMTY DEV DIR/ECON DEV MGR (819)	2	73.9177	12,812.41	153,748.92
CCMG	DEP CMTY DEV DIR/ECON DEV MGR (819)	3	77.6949	13,467.11	161,605.34
CCMG	DEP CMTY DEV DIR/ECON DEV MGR (819)	4	81.6642	14,155.14	169,861.64
CCMG	DEP CMTY DEV DIR/ECON DEV MGR (819)	5	85.8376	14,878.52	178,542.26
CCMG	DEP CMTY DEV DIR/PLANNING MGR (816)	1	66.9044	11,596.76	139,161.10
CCMG	DEP CMTY DEV DIR/PLANNING MGR (816)	2	70.3242	12,189.54	146,274.44
CCMG	DEP CMTY DEV DIR/PLANNING MGR (816)	3	73.9177	12,812.41	153,748.92
CCMG	DEP CMTY DEV DIR/PLANNING MGR (816)	4	77.6949	13,467.11	161,605.34
CCMG	DEP CMTY DEV DIR/PLANNING MGR (816)	5	81.6642	14,155.14	169,861.64
CCMG	DEPUTY BUILDING OFFICIAL (835)	1	56.7940	9,844.29	118,131.52
CCMG	DEPUTY BUILDING OFFICIAL (835)	2	59.6967	10,347.44	124,169.24
CCMG	DEPUTY BUILDING OFFICIAL (835)	3	62.7461	10,876.00	130,511.94
CCMG	DEPUTY BUILDING OFFICIAL (835)	4	65.9531	11,431.88	137,182.50
CCMG	DEPUTY BUILDING OFFICIAL (835)	5	69.3229	12,015.97	144,191.58
CCMG	DEPUTY CITY ATTORNEY I (720)	1	60.2573	10,444.59	125,335.08
CCMG	DEPUTY CITY ATTORNEY I (720)	2	63.3366	10,978.35	131,740.18
CCMG	DEPUTY CITY ATTORNEY I (720)	3	66.5717	11,539.10	138,469.24
CCMG	DEPUTY CITY ATTORNEY I (720)	4	69.9729	12,128.63	145,543.58
CCMG	DEPUTY CITY ATTORNEY I (720)	5	73.5505	12,748.75	152,985.04
CCMG	DEPUTY CITY ATTORNEY II (721)	1	64.9326	11,254.99	135,059.86
CCMG	DEPUTY CITY ATTORNEY II (721)	2	68.2507	11,830.13	141,961.56
CCMG	DEPUTY CITY ATTORNEY II (721)	3	71.7378	12,434.54	149,214.52
CCMG	DEPUTY CITY ATTORNEY II (721)	4	75.4034	13,069.92	156,839.02
CCMG	DEPUTY CITY ATTORNEY II (721)	5	79.2564	13,737.77	164,853.26
CCMG	ECON DEV PROJECT MANAGER (718)	1	53.7299	9,313.18	111,758.14
CCMG	ECON DEV PROJECT MANAGER (718)	2	56.4765	9,789.26	117,471.12
CCMG	ECON DEV PROJECT MANAGER (718)	3	59.3625	10,289.50	123,474.00
CCMG	ECON DEV PROJECT MANAGER (718)	4	62.3955	10,815.22	129,782.64
CCMG	ECON DEV PROJECT MANAGER (718)	5	65.5828	11,367.68	136,412.12
CCMG	ECONOMIC DEV MANAGER (806)	1	53.7299	9,313.18	111,758.14
CCMG	ECONOMIC DEV MANAGER (806)	2	56.4765	9,789.26	117,471.12
CCMG	ECONOMIC DEV MANAGER (806)	3	59.3625	10,289.50	123,474.00
CCMG	ECONOMIC DEV MANAGER (806)	4	62.3955	10,815.22	129,782.64
CCMG	ECONOMIC DEV MANAGER (806)	5	65.5828	11,367.68	136,412.12

# Culver CITY

## Salary Schedule

### Effective Date 07/01/2021

**Note:** For FIRE job titles, the printed hourly rates are for 40-hour employees. To determine the hourly rates for 56-hour employees, divide the annual rate by 2912. (Titles with two codes in parentheses indicate they are 40-hour & 56-hour positions. The first code is for 40-hr, the second one for 56-hr.)

Group	Title	Step	Hourly Rate	Monthly Rate	Annual Rate
CCMG	EMERGENCY PREPAREDNESS COORD (712)	1	45.8046	7,939.47	95,273.62
CCMG	EMERGENCY PREPAREDNESS COORD (712)	2	48.1455	8,345.22	100,142.64
CCMG	EMERGENCY PREPAREDNESS COORD (712)	3	50.6048	8,771.49	105,257.88
CCMG	EMERGENCY PREPAREDNESS COORD (712)	4	53.1915	9,219.86	110,638.32
CCMG	EMERGENCY PREPAREDNESS COORD (712)	5	55.9094	9,690.96	116,291.50
CCMG	ENFORCMENT SERVICES MANAGER (800)	1	53.7299	9,313.18	111,758.14
CCMG	ENFORCMENT SERVICES MANAGER (800)	2	56.4765	9,789.26	117,471.12
CCMG	ENFORCMENT SERVICES MANAGER (800)	3	59.3625	10,289.50	123,474.00
CCMG	ENFORCMENT SERVICES MANAGER (800)	4	62.3955	10,815.22	129,782.64
CCMG	ENFORCMENT SERVICES MANAGER (800)	5	65.5828	11,367.68	136,412.12
CCMG	ENGINEERING SERVICES MANAGER (814)	1	64.6085	11,198.81	134,385.68
CCMG	ENGINEERING SERVICES MANAGER (814)	2	67.9105	11,771.15	141,253.84
CCMG	ENGINEERING SERVICES MANAGER (814)	3	71.3804	12,372.60	148,471.18
CCMG	ENGINEERING SERVICES MANAGER (814)	4	75.0291	13,005.05	156,060.58
CCMG	ENGINEERING SERVICES MANAGER (814)	5	78.8613	13,669.28	164,031.40
CCMG	ENVIRONMENTAL COORDINATOR (722)	1	44.9065	7,783.79	93,405.52
CCMG	ENVIRONMENTAL COORDINATOR (722)	2	47.2014	8,181.57	98,178.86
CCMG	ENVIRONMENTAL COORDINATOR (722)	3	49.6125	8,599.50	103,194.00
CCMG	ENVIRONMENTAL COORDINATOR (722)	4	52.1487	9,039.12	108,469.40
CCMG	ENVIRONMENTAL COORDINATOR (722)	5	54.8132	9,500.96	114,011.56
CCMG	ENVIRONMENTAL PROGS/OPS MANAGE (815)	1	64.6085	11,198.81	134,385.68
CCMG	ENVIRONMENTAL PROGS/OPS MANAGE (815)	2	67.9105	11,771.15	141,253.84
CCMG	ENVIRONMENTAL PROGS/OPS MANAGE (815)	3	71.3804	12,372.60	148,471.18
CCMG	ENVIRONMENTAL PROGS/OPS MANAGE (815)	4	75.0291	13,005.05	156,060.58
CCMG	ENVIRONMENTAL PROGS/OPS MANAGE (815)	5	78.8613	13,669.28	164,031.40
CCMG	FACILITY MAINT SUPERVISOR (730)	1	47.6727	8,263.28	99,159.32
CCMG	FACILITY MAINT SUPERVISOR (730)	2	50.1084	8,685.45	104,225.42
CCMG	FACILITY MAINT SUPERVISOR (730)	3	52.6687	9,129.25	109,551.00
CCMG	FACILITY MAINT SUPERVISOR (730)	4	55.3603	9,595.78	115,149.32
CCMG	FACILITY MAINT SUPERVISOR (730)	5	58.1901	10,086.29	121,035.46
CCMG	FINANCE MANAGER (838)	1	66.9044	11,596.76	139,161.10
CCMG	FINANCE MANAGER (838)	2	70.3242	12,189.54	146,274.44
CCMG	FINANCE MANAGER (838)	3	73.9177	12,812.41	153,748.92
CCMG	FINANCE MANAGER (838)	4	77.6949	13,467.11	161,605.34
CCMG	FINANCE MANAGER (838)	5	81.6642	14,155.14	169,861.64
CCMG	FINANCIAL SYSTM/PURCHASING MGR (836)	1	56.7940	9,844.29	118,131.52
CCMG	FINANCIAL SYSTM/PURCHASING MGR (836)	2	59.6967	10,347.44	124,169.24
CCMG	FINANCIAL SYSTM/PURCHASING MGR (836)	3	62.7461	10,876.00	130,511.94
CCMG	FINANCIAL SYSTM/PURCHASING MGR (836)	4	65.9531	11,431.88	137,182.50

# Culver CITY

## Salary Schedule Effective Date 07/01/2021

**Note:** For FIRE job titles, the printed hourly rates are for 40-hour employees. To determine the hourly rates for 56-hour employees, divide the annual rate by 2912. (Titles with two codes in parentheses indicate they are 40-hour & 56-hour positions. The first code is for 40-hr, the second one for 56-hr.)

Group	Title	Step	Hourly Rate	Monthly Rate	Annual Rate
CCMG	FINANCIAL SYSTM/PURCHASING MGR (836)	5	69.3229	12,015.97	144,191.58
CCMG	FLEET SERVICES MANAGER (811)	1	58.1901	10,086.29	121,035.46
CCMG	FLEET SERVICES MANAGER (811)	2	61.1629	10,601.57	127,218.78
CCMG	FLEET SERVICES MANAGER (811)	3	64.2876	11,143.19	133,718.26
CCMG	FLEET SERVICES MANAGER (811)	4	67.5728	11,712.61	140,551.32
CCMG	FLEET SERVICES MANAGER (811)	5	71.0268	12,311.30	147,735.64
CCMG	HOUSING & RENT STABILIZATION M (809)	1	66.9044	11,596.76	139,161.10
CCMG	HOUSING & RENT STABILIZATION M (809)	2	70.3242	12,189.54	146,274.44
CCMG	HOUSING & RENT STABILIZATION M (809)	3	73.9177	12,812.41	153,748.92
CCMG	HOUSING & RENT STABILIZATION M (809)	4	77.6949	13,467.11	161,605.34
CCMG	HOUSING & RENT STABILIZATION M (809)	5	81.6642	14,155.14	169,861.64
CCMG	HOUSING PROGRAMS SUPERVISOR (827)	1	43.3299	7,510.51	90,126.14
CCMG	HOUSING PROGRAMS SUPERVISOR (827)	2	45.4962	7,886.02	94,632.20
CCMG	HOUSING PROGRAMS SUPERVISOR (827)	3	47.7712	8,280.35	99,364.20
CCMG	HOUSING PROGRAMS SUPERVISOR (827)	4	50.1598	8,694.36	104,332.28
CCMG	HOUSING PROGRAMS SUPERVISOR (827)	5	52.6678	9,129.08	109,548.92
CCMG	HUMAN RESOURCES ANALYST (702)	1	40.0426	6,940.72	83,288.66
CCMG	HUMAN RESOURCES ANALYST (702)	2	42.0890	7,295.43	87,545.12
CCMG	HUMAN RESOURCES ANALYST (702)	3	44.2394	7,668.16	92,017.90
CCMG	HUMAN RESOURCES ANALYST (702)	4	46.5000	8,060.00	96,720.00
CCMG	HUMAN RESOURCES ANALYST (702)	5	48.8756	8,471.78	101,661.30
CCMG	HUMAN RESOURCES EQUITY MGR (833)	1	66.9044	11,596.76	139,161.10
CCMG	HUMAN RESOURCES EQUITY MGR (833)	2	70.3242	12,189.54	146,274.44
CCMG	HUMAN RESOURCES EQUITY MGR (833)	3	73.9177	12,812.41	153,748.92
CCMG	HUMAN RESOURCES EQUITY MGR (833)	4	77.6949	13,467.11	161,605.34
CCMG	HUMAN RESOURCES EQUITY MGR (833)	5	81.6642	14,155.14	169,861.64
CCMG	LEGAL OPERATIONS MANAGER (715)	1	47.6727	8,263.28	99,159.32
CCMG	LEGAL OPERATIONS MANAGER (715)	2	50.1084	8,685.45	104,225.42
CCMG	LEGAL OPERATIONS MANAGER (715)	3	52.6687	9,129.25	109,551.00
CCMG	LEGAL OPERATIONS MANAGER (715)	4	55.3603	9,595.78	115,149.32
CCMG	LEGAL OPERATIONS MANAGER (715)	5	58.1901	10,086.29	121,035.46
CCMG	MAINTENANCE OPERATIONS MGR (813)	1	58.7726	10,187.26	122,247.06
CCMG	MAINTENANCE OPERATIONS MGR (813)	2	61.7760	10,707.84	128,494.08
CCMG	MAINTENANCE OPERATIONS MGR (813)	3	64.9326	11,254.99	135,059.86
CCMG	MAINTENANCE OPERATIONS MGR (813)	4	68.2507	11,830.13	141,961.56
CCMG	MAINTENANCE OPERATIONS MGR (813)	5	71.7378	12,434.54	149,214.52
CCMG	MANAGEMENT ANALYST (703)	1	40.0426	6,940.72	83,288.66
CCMG	MANAGEMENT ANALYST (703)	2	42.0890	7,295.43	87,545.12
CCMG	MANAGEMENT ANALYST (703)	3	44.2394	7,668.16	92,017.90
CCMG	MANAGEMENT ANALYST (703)	4	46.5000	8,060.00	96,720.00
CCMG	MANAGEMENT ANALYST (703)	5	48.8756	8,471.78	101,661.30

# Culver CITY

## Salary Schedule

### Effective Date 07/01/2021

**Note:** For FIRE job titles, the printed hourly rates are for 40-hour employees. To determine the hourly rates for 56-hour employees, divide the annual rate by 2912. (Titles with two codes in parentheses indicate they are 40-hour & 56-hour positions. The first code is for 40-hr, the second one for 56-hr.)

Group	Title	Step	Hourly Rate	Monthly Rate	Annual Rate
CCMG	MOBILITY & TRAFFIC ENGINEER (801)	1	70.3242	12,189.54	146,274.44
CCMG	MOBILITY & TRAFFIC ENGINEER (801)	2	73.9177	12,812.41	153,748.92
CCMG	MOBILITY & TRAFFIC ENGINEER (801)	3	77.6949	13,467.11	161,605.34
CCMG	MOBILITY & TRAFFIC ENGINEER (801)	4	81.6642	14,155.14	169,861.64
CCMG	MOBILITY & TRAFFIC ENGINEER (801)	5	85.8376	14,878.52	178,542.26
CCMG	PARK MAINTENANCE SUPERVISOR (700)	1	39.0561	6,769.73	81,236.74
CCMG	PARK MAINTENANCE SUPERVISOR (700)	2	41.0523	7,115.72	85,388.68
CCMG	PARK MAINTENANCE SUPERVISOR (700)	3	43.1502	7,479.38	89,752.52
CCMG	PARK MAINTENANCE SUPERVISOR (700)	4	45.3545	7,861.45	94,337.36
CCMG	PARK MAINTENANCE SUPERVISOR (700)	5	47.6727	8,263.28	99,159.32
CCMG	PARKS MANAGER (802)	1	52.6138	9,119.72	109,436.60
CCMG	PARKS MANAGER (802)	2	55.3022	9,585.72	115,028.68
CCMG	PARKS MANAGER (802)	3	58.1281	10,075.54	120,906.50
CCMG	PARKS MANAGER (802)	4	61.0995	10,590.58	127,086.96
CCMG	PARKS MANAGER (802)	5	64.2210	11,131.64	133,579.68
CCMG	PAYROLL ANALYST (726)	1	40.0426	6,940.72	83,288.66
CCMG	PAYROLL ANALYST (726)	2	42.0890	7,295.43	87,545.12
CCMG	PAYROLL ANALYST (726)	3	44.2394	7,668.16	92,017.90
CCMG	PAYROLL ANALYST (726)	4	46.5000	8,060.00	96,720.00
CCMG	PAYROLL ANALYST (726)	5	48.8756	8,471.78	101,661.30
CCMG	PAYROLL SUPERVISOR (732)	1	47.6727	8,263.28	99,159.32
CCMG	PAYROLL SUPERVISOR (732)	2	50.1084	8,685.45	104,225.42
CCMG	PAYROLL SUPERVISOR (732)	3	52.6687	9,129.25	109,551.00
CCMG	PAYROLL SUPERVISOR (732)	4	55.3603	9,595.78	115,149.32
CCMG	PAYROLL SUPERVISOR (732)	5	58.1901	10,086.29	121,035.46
CCMG	PROCURE & FINANCIAL SVCS MGR (820)	1	51.6308	8,949.33	107,391.96
CCMG	PROCURE & FINANCIAL SVCS MGR (820)	2	54.2697	9,406.76	112,881.08
CCMG	PROCURE & FINANCIAL SVCS MGR (820)	3	57.0420	9,887.28	118,647.36
CCMG	PROCURE & FINANCIAL SVCS MGR (820)	4	59.9573	10,392.59	124,711.08
CCMG	PROCURE & FINANCIAL SVCS MGR (820)	5	63.0209	10,923.62	131,083.42
CCMG	REC & COMM SVCS MGR (834)	1	57.9024	10,036.41	120,436.94
CCMG	REC & COMM SVCS MGR (834)	2	60.8606	10,549.18	126,590.10
CCMG	REC & COMM SVCS MGR (834)	3	63.9707	11,088.26	133,059.16
CCMG	REC & COMM SVCS MGR (834)	4	67.2398	11,654.89	139,858.68
CCMG	REC & COMM SVCS MGR (834)	5	70.6755	12,250.42	147,005.04
CCMG	REC & COMM SVCS SUPERVISOR (729)	1	39.2518	6,803.64	81,643.64
CCMG	REC & COMM SVCS SUPERVISOR (729)	2	41.2567	7,151.17	85,814.04
CCMG	REC & COMM SVCS SUPERVISOR (729)	3	43.3655	7,516.69	90,200.24
CCMG	REC & COMM SVCS SUPERVISOR (729)	4	45.5821	7,900.90	94,810.82
CCMG	REC & COMM SVCS SUPERVISOR (729)	5	47.9113	8,304.62	99,655.40

# Culver CITY

## Salary Schedule

### Effective Date 07/01/2021

**Note:** For FIRE job titles, the printed hourly rates are for 40-hour employees. To determine the hourly rates for 56-hour employees, divide the annual rate by 2912. (Titles with two codes in parentheses indicate they are 40-hour & 56-hour positions. The first code is for 40-hr, the second one for 56-hr.)

Group	Title	Step	Hourly Rate	Monthly Rate	Annual Rate
CCMG	RECREATION SUPERVISOR (701)	1	39.2518	6,803.64	81,643.64
CCMG	RECREATION SUPERVISOR (701)	2	41.2567	7,151.17	85,814.04
CCMG	RECREATION SUPERVISOR (701)	3	43.3655	7,516.69	90,200.24
CCMG	RECREATION SUPERVISOR (701)	4	45.5821	7,900.90	94,810.82
CCMG	RECREATION SUPERVISOR (701)	5	47.9113	8,304.62	99,655.40
CCMG	RENT STABILIZATION COORDINATOR (731)	1	47.6727	8,263.28	99,159.32
CCMG	RENT STABILIZATION COORDINATOR (731)	2	50.1084	8,685.45	104,225.42
CCMG	RENT STABILIZATION COORDINATOR (731)	3	52.6687	9,129.25	109,551.00
CCMG	RENT STABILIZATION COORDINATOR (731)	4	55.3603	9,595.78	115,149.32
CCMG	RENT STABILIZATION COORDINATOR (731)	5	58.1901	10,086.29	121,035.46
CCMG	REVENUE & BUDGET SUPERVISOR (727)	1	47.6727	8,263.28	99,159.32
CCMG	REVENUE & BUDGET SUPERVISOR (727)	2	50.1084	8,685.45	104,225.42
CCMG	REVENUE & BUDGET SUPERVISOR (727)	3	52.6687	9,129.25	109,551.00
CCMG	REVENUE & BUDGET SUPERVISOR (727)	4	55.3603	9,595.78	115,149.32
CCMG	REVENUE & BUDGET SUPERVISOR (727)	5	58.1901	10,086.29	121,035.46
CCMG	REVENUE OPERATIONS MANAGER (805)	1	51.6308	8,949.33	107,391.96
CCMG	REVENUE OPERATIONS MANAGER (805)	2	54.2697	9,406.76	112,881.08
CCMG	REVENUE OPERATIONS MANAGER (805)	3	57.0420	9,887.28	118,647.36
CCMG	REVENUE OPERATIONS MANAGER (805)	4	59.9573	10,392.59	124,711.08
CCMG	REVENUE OPERATIONS MANAGER (805)	5	63.0209	10,923.62	131,083.42
CCMG	SAFETY & TRAINING COORDINATOR (728)	1	42.5417	7,373.90	88,486.84
CCMG	SAFETY & TRAINING COORDINATOR (728)	2	44.7156	7,750.71	93,008.50
CCMG	SAFETY & TRAINING COORDINATOR (728)	3	47.0005	8,146.75	97,761.04
CCMG	SAFETY & TRAINING COORDINATOR (728)	4	49.4028	8,563.14	102,757.72
CCMG	SAFETY & TRAINING COORDINATOR (728)	5	51.9264	9,000.57	108,006.86
CCMG	SENIOR ACCOUNTANT (707)	1	41.2567	7,151.17	85,814.04
CCMG	SENIOR ACCOUNTANT (707)	2	43.3655	7,516.69	90,200.24
CCMG	SENIOR ACCOUNTANT (707)	3	45.5821	7,900.90	94,810.82
CCMG	SENIOR ACCOUNTANT (707)	4	47.9113	8,304.62	99,655.40
CCMG	SENIOR ACCOUNTANT (707)	5	50.3593	8,728.94	104,747.24
CCMG	SPECIAL EVENTS COORDINATOR (708)	1	43.1502	7,479.38	89,752.52
CCMG	SPECIAL EVENTS COORDINATOR (708)	2	45.3545	7,861.45	94,337.36
CCMG	SPECIAL EVENTS COORDINATOR (708)	3	47.6727	8,263.28	99,159.32
CCMG	SPECIAL EVENTS COORDINATOR (708)	4	50.1084	8,685.45	104,225.42
CCMG	SPECIAL EVENTS COORDINATOR (708)	5	52.6687	9,129.25	109,551.00
CCMG	SR & SOCIAL SERVICES MANAGER (810)	1	57.9024	10,036.41	120,436.94
CCMG	SR & SOCIAL SERVICES MANAGER (810)	2	60.8606	10,549.18	126,590.10
CCMG	SR & SOCIAL SERVICES MANAGER (810)	3	63.9707	11,088.26	133,059.16
CCMG	SR & SOCIAL SERVICES MANAGER (810)	4	67.2398	11,654.89	139,858.68
CCMG	SR & SOCIAL SERVICES MANAGER (810)	5	70.6755	12,250.42	147,005.04
CCMG	SR BUILDING & SAFETY INSPECTOR (705)	1	40.2420	6,975.28	83,703.36

# Culver CITY

## Salary Schedule Effective Date 07/01/2021

**Note:** For FIRE job titles, the printed hourly rates are for 40-hour employees. To determine the hourly rates for 56-hour employees, divide the annual rate by 2912. (Titles with two codes in parentheses indicate they are 40-hour & 56-hour positions. The first code is for 40-hr, the second one for 56-hr.)

Group	Title	Step	Hourly Rate	Monthly Rate	Annual Rate
CCMG	SR BUILDING & SAFETY INSPECTOR (705)	2	42.2995	7,331.91	87,982.96
CCMG	SR BUILDING & SAFETY INSPECTOR (705)	3	44.4611	7,706.60	92,479.14
CCMG	SR BUILDING & SAFETY INSPECTOR (705)	4	46.7327	8,100.34	97,204.12
CCMG	SR BUILDING & SAFETY INSPECTOR (705)	5	49.1206	8,514.24	102,170.90
CCMG	SR CIVIL ENGINEER (719)	1	57.6147	9,986.56	119,838.68
CCMG	SR CIVIL ENGINEER (719)	2	60.5582	10,496.76	125,961.16
CCMG	SR CIVIL ENGINEER (719)	3	63.6524	11,033.08	132,396.94
CCMG	SR CIVIL ENGINEER (719)	4	66.9044	11,596.76	139,161.10
CCMG	SR CIVIL ENGINEER (719)	5	70.3242	12,189.54	146,274.44
CCMG	SR DEPUTY CITY ATTORNEY II (725)	1	73.3740	12,718.16	152,617.92
CCMG	SR DEPUTY CITY ATTORNEY II (725)	2	77.1234	13,368.05	160,416.62
CCMG	SR DEPUTY CITY ATTORNEY II (725)	3	81.0637	14,051.05	168,612.60
CCMG	SR DEPUTY CITY ATTORNEY II (725)	4	85.2059	14,769.02	177,228.22
CCMG	SR DEPUTY CITY ATTORNEY II (725)	5	89.5598	15,523.69	186,284.28
CCMG	SR ENTERPRISE BUSINESS ANALYST (716)	1	48.8756	8,471.78	101,661.30
CCMG	SR ENTERPRISE BUSINESS ANALYST (716)	2	51.3739	8,904.81	106,857.66
CCMG	SR ENTERPRISE BUSINESS ANALYST (716)	3	53.9991	9,359.85	112,318.18
CCMG	SR ENTERPRISE BUSINESS ANALYST (716)	4	56.7580	9,838.05	118,056.64
CCMG	SR ENTERPRISE BUSINESS ANALYST (716)	5	59.6586	10,340.83	124,089.94
CCMG	SR MANAGEMENT ANALYST (713)	1	47.6727	8,263.28	99,159.32
CCMG	SR MANAGEMENT ANALYST (713)	2	50.1084	8,685.45	104,225.42
CCMG	SR MANAGEMENT ANALYST (713)	3	52.6687	9,129.25	109,551.00
CCMG	SR MANAGEMENT ANALYST (713)	4	55.3603	9,595.78	115,149.32
CCMG	SR MANAGEMENT ANALYST (713)	5	58.1901	10,086.29	121,035.46
CCMG	SR MANAGEMENT ANALYST/BUDGET (714)	1	47.6727	8,263.28	99,159.32
CCMG	SR MANAGEMENT ANALYST/BUDGET (714)	2	50.1084	8,685.45	104,225.42
CCMG	SR MANAGEMENT ANALYST/BUDGET (714)	3	52.6687	9,129.25	109,551.00
CCMG	SR MANAGEMENT ANALYST/BUDGET (714)	4	55.3603	9,595.78	115,149.32
CCMG	SR MANAGEMENT ANALYST/BUDGET (714)	5	58.1901	10,086.29	121,035.46
CCMG	SR MGMT ANALYST Y-RATE (795)	1	57.3874	9,947.15	119,365.74
CCMG	SR PLANNER (717)	1	51.6308	8,949.33	107,391.96
CCMG	SR PLANNER (717)	2	54.2697	9,406.76	112,881.08
CCMG	SR PLANNER (717)	3	57.0420	9,887.28	118,647.36
CCMG	SR PLANNER (717)	4	59.9573	10,392.59	124,711.08
CCMG	SR PLANNER (717)	5	63.0209	10,923.62	131,083.42
CCMG	SR SOLID WASTE & REC CRW SUPV (710)	1	47.6727	8,263.28	99,159.32
CCMG	SR SOLID WASTE & REC CRW SUPV (710)	2	50.1084	8,685.45	104,225.42
CCMG	SR SOLID WASTE & REC CRW SUPV (710)	3	52.6687	9,129.25	109,551.00
CCMG	SR SOLID WASTE & REC CRW SUPV (710)	4	55.3603	9,595.78	115,149.32
CCMG	SR SOLID WASTE & REC CRW SUPV (710)	5	58.1901	10,086.29	121,035.46



# Culver CITY

## Salary Schedule Effective Date 07/01/2021

**Note:** For FIRE job titles, the printed hourly rates are for 40-hour employees. To determine the hourly rates for 56-hour employees, divide the annual rate by 2912. (Titles with two codes in parentheses indicate they are 40-hour & 56-hour positions. The first code is for 40-hr, the second one for 56-hr.)

Group	Title	Step	Hourly Rate	Monthly Rate	Annual Rate
CCMG	SYSTEMS DEVELOPMENT MANAGER (807)	1	56.4765	9,789.26	117,471.12
CCMG	SYSTEMS DEVELOPMENT MANAGER (807)	2	59.3625	10,289.50	123,474.00
CCMG	SYSTEMS DEVELOPMENT MANAGER (807)	3	62.3955	10,815.22	129,782.64
CCMG	SYSTEMS DEVELOPMENT MANAGER (807)	4	65.5828	11,367.68	136,412.12
CCMG	SYSTEMS DEVELOPMENT MANAGER (807)	5	68.9349	11,948.71	143,384.54
CCMG	SYSTEMS SUPPORT MANAGER (825)	1	62.1241	10,768.18	129,218.18
CCMG	SYSTEMS SUPPORT MANAGER (825)	2	65.2987	11,318.45	135,821.40
CCMG	SYSTEMS SUPPORT MANAGER (825)	3	68.6350	11,896.73	142,760.80
CCMG	SYSTEMS SUPPORT MANAGER (825)	4	72.1411	12,504.46	150,053.54
CCMG	SYSTEMS SUPPORT MANAGER (825)	5	75.8284	13,143.59	157,723.02
CCMG	TECHNICAL SERVICES MANAGER (808)	1	62.1241	10,768.18	129,218.18
CCMG	TECHNICAL SERVICES MANAGER (808)	2	65.2987	11,318.45	135,821.40
CCMG	TECHNICAL SERVICES MANAGER (808)	3	68.6350	11,896.73	142,760.80
CCMG	TECHNICAL SERVICES MANAGER (808)	4	72.1411	12,504.46	150,053.54
CCMG	TECHNICAL SERVICES MANAGER (808)	5	75.8284	13,143.59	157,723.02
CCMG	TRAFFIC ENGINEERING MGR (822)	1	49.8610	8,642.57	103,710.88
CCMG	TRAFFIC ENGINEERING MGR (822)	2	52.4092	9,084.27	109,011.24
CCMG	TRAFFIC ENGINEERING MGR (822)	3	55.0873	9,548.46	114,581.48
CCMG	TRAFFIC ENGINEERING MGR (822)	4	57.9024	10,036.41	120,436.94
CCMG	TRAFFIC ENGINEERING MGR (822)	5	60.8606	10,549.18	126,590.10
CCMG	TRANSIT OPERATIONS ANALYST (704)	1	40.0426	6,940.72	83,288.66
CCMG	TRANSIT OPERATIONS ANALYST (704)	2	42.0890	7,295.43	87,545.12
CCMG	TRANSIT OPERATIONS ANALYST (704)	3	44.2394	7,668.16	92,017.90
CCMG	TRANSIT OPERATIONS ANALYST (704)	4	46.5000	8,060.00	96,720.00
CCMG	TRANSIT OPERATIONS ANALYST (704)	5	48.8756	8,471.78	101,661.30
CCMG	TRANSIT OPERATIONS MANAGER (812)	1	58.1901	10,086.29	121,035.46
CCMG	TRANSIT OPERATIONS MANAGER (812)	2	61.1629	10,601.57	127,218.78
CCMG	TRANSIT OPERATIONS MANAGER (812)	3	64.2876	11,143.19	133,718.26
CCMG	TRANSIT OPERATIONS MANAGER (812)	4	67.5728	11,712.61	140,551.32
CCMG	TRANSIT OPERATIONS MANAGER (812)	5	71.0268	12,311.30	147,735.64
CCMG	TRANSIT PLANNING MANAGER (829)	1	58.1901	10,086.29	121,035.46
CCMG	TRANSIT PLANNING MANAGER (829)	2	61.1629	10,601.57	127,218.78
CCMG	TRANSIT PLANNING MANAGER (829)	3	64.2876	11,143.19	133,718.26
CCMG	TRANSIT PLANNING MANAGER (829)	4	67.5728	11,712.61	140,551.32
CCMG	TRANSIT PLANNING MANAGER (829)	5	71.0268	12,311.30	147,735.64
CCMG	TRFC ENG ANALYST (723)	1	44.2394	7,668.16	92,017.90
CCMG	TRFC ENG ANALYST (723)	2	46.5000	8,060.00	96,720.00
CCMG	TRFC ENG ANALYST (723)	3	48.8756	8,471.78	101,661.30
CCMG	TRFC ENG ANALYST (723)	4	51.3739	8,904.81	106,857.66
CCMG	TRFC ENG ANALYST (723)	5	53.9991	9,359.85	112,318.18

1 **RESOLUTION NO. 2021-R 092**

2  
3 A RESOLUTION OF THE CITY COUNCIL OF THE CITY OF  
4 CULVER CITY, CALIFORNIA, APPROVING AND  
5 ADOPTING AN AMENDED EXECUTIVE COMPENSATION  
6 PLAN AND RELATED CLASSIFICATION AND SALARY  
7 PLAN

8 WHEREAS, City representatives have met and determined to amend the Executive  
9 Compensation Plan which outlines wages, hours, terms and conditions of employment for  
10 the following classifications:

11 Assistant City Manager	Assistant to the City Manager
12 Chief Financial Officer	Chief Information Officer
13 Community Development Director	Human Resources Director
14 Parks, Recreation and Community Services Director	
15 Public Works Director/City Engineer	
16 Transportation Director/Chief Transportation Officer	

17 NOW, THEREFORE, the City Council of the City of Culver City, DOES  
18 RESOLVE as follows:

19 1. The Executive Compensation Plan, a copy of which is attached hereto  
20 as Exhibit A and made a part hereof, is hereby approved.

21 2. The Classification and Salary Plan, attached hereto as Exhibit B and  
22 incorporated herein by this reference, is hereby adopted effective July 1, 2021 and shall  
23 supersede and replace all previously adopted salary plans for the classifications covered  
24 under the Executive Compensation Plan.

25  
26 ///

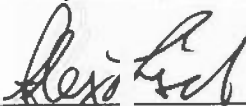
27 ///

28

1  
2  
3  
4  
5  
6  
7  
8  
9  
10  
11  
12  
13  
14  
15  
16  
17  
18  
19  
20  
21  
22  
23  
24  
25  
26  
27  
28


3. The City Manager and Chief Financial Officer are hereby authorized to adjust the budget and records of employees necessary to pay the salaries and costs related to the terms of the Executive Compensation Plan.


APPROVED and ADOPTED this 27<sup>th</sup> day of September 2021.

  
\_\_\_\_\_  
ALEX FISCO Mayor  
City of Culver City, California

ATTEST:

APPROVED AS TO FORM:

  
\_\_\_\_\_  
JEREMY GREEN  
City Clerk

  
\_\_\_\_\_  
*for* CAROL A. SCHWAB  
City Attorney

A21-00152

**EXHIBIT A**

**CULVER CITY EXECUTIVE MANAGEMENT  
COMPENSATION PLAN**



**Amended and Adopted September 2021**

## **I. SPIRIT OF COMPENSATION PLAN**

It is the spirit and intent of the compensation plan to recognize the collective responsibilities that the participants in this plan hold as executives for the City of Culver City. The participants are committed to providing the leadership necessary to continue the excellent service provided to the Culver City community.

## **II. PARTICIPANTS**

The Executive Compensation Plan (hereinafter "Plan") shall cover the following classifications (hereinafter "Employees"), as may be amended.

Administrative Services Director  
Assistant City Manager  
Assistant to the City Manager  
Chief Financial Officer  
Chief Information Officer  
Community Development Director  
Human Resources Director  
Parks, Recreation and Community Services Director  
Public Works Director/City Engineer  
Transportation Director

## **III. COMPENSATION**

**A. Salary.** Effective in the first full pay period which includes July 1, 2021, Employees shall receive a 5% base salary increase. The salary schedules specifying the salary range for each classification covered by the Plan is attached as Appendix A. The City Manager shall set salaries for each employee covered by the Plan within the specified salary range. Annual salary adjustments shall be based upon demonstrated consistent performance as evidenced by the annual performance planning, review and evaluation process. The evaluation shall include an assessment of general management skills and specific attainment of the goals and objectives set forth by the City Council and City Manager.

Employees in possession of the following professional certifications shall receive an additional 5% compensation:

- Registration as a Civil Engineer in the State of California
- Certification from the American Institute of Certified Planners
- Certified Public Accountant from the National Association of State Boards of Accountancy
- Certified Building Official from the International Code Council
- Licensed Architect from the California Architects Board

**Voluntary 457 and 401(a) Deferred Compensation Plans.** City agrees to provide deferred compensation plans for employees covered herein pursuant to IRS Code Sections 457 and 401(a). The City's maximum contribution to the 401(a) deferred compensation plan shall be one hundred sixty dollars (\$160.00) per pay period for employees that contribute a minimum of seventy-six dollars and twenty-five cents (\$76.25) per pay period and a dollar per dollar match for employees that contribute less than seventy-six dollars and twenty-five cents (\$76.25) per pay period. All contributions to the 457 deferred compensation plan shall be made solely by the employee on a voluntary basis.

The deferred compensation plan is a benefit, and as such the contribution by the City on behalf of the employee shall not change the employee's salary range. Employees may, at their option, contribute in excess of the City's matching contribution per pay period to the plans.

**a. Conversion of Excess Accruals**

The City will permit employees to convert and defer the dollar value of excess accruals of floating holiday hours or vacation time.

**b. Changing Contributions**

Employees may reduce the amount of their bi-weekly deferred compensation contribution at any time with a minimum of two (2) weeks advance written notice on the appropriate form to Human Resources. Employees may increase the amount of their bi-weekly deferred compensation contribution during quarterly open enrollment.

**IV. LONGEVITY PAY**

Effective the first full pay period which includes July 1, 2021, in recognition of full-time City employment, the City shall provide the following compensation. Years of service shall be calculated using all time actively employed with the City of Culver City, regardless of breaks in service.

<u>Years of City Service</u>	<u>Bi-weekly Amount</u>
5	\$115.38 per pay period
10	\$192.31 per pay period
15	\$269.23 per pay period
20	\$346.15 per pay period
25	\$423.07 per pay period

**V. EDUCATION INCENTIVE PAY**

The purpose of the Education Incentive benefit is to encourage and reward employees for the pursuit and attainment of higher-level education not required by the employee's current job classification.

Employees that possess a master's degree or higher from an accredited organization recognized by the Department of Education shall receive a \$4,800 annual education incentive, provided that said degree is not a requirement of the employee's current job classification.

Employees shall provide a copy of his or her degree certificate to Human Resources.

**VI. RETIREMENT**

**A. CalPERS Retirement Benefits**

The City agrees to provide retirement benefits to eligible employees under the California Public Employees' Retirement System (PERS) as follows.

<b>GOVERNMENT CODE SECTION</b>	<b>BENEFIT</b>
7522.20 (a)	<p><b>"New" Members, as defined by the Public Employees' Pension Reform Act (PEPRA), hired on or after January 1, 2013</b></p> <p><i>2% @ Age 62:</i> Base retirement plan of two percent (2%) at age 62 for all unit employees defined as "new" members by AB 340 and hired on or after January 1, 2013.</p>
20037	<p><b>For unit employees that retire on or before December 31, 2006, and hired after July 1, 2011:</b></p> <p><i>Three-year Final Compensation:</i> Final compensation is the average full-time monthly pay rate for the highest thirty-six (36) consecutive months; the City also coordinates with Social Security, therefore the final compensation will be reduced by \$133.33.</p>

GOVERNMENT CODE SECTION	BENEFIT
20042	<p style="text-align: center;"><b>For unit employees that retire on or after January 1, 2007 and hired prior to July 1, 2011:</b></p> <p><i>One-Year Final Compensation:</i> Final compensation is the average full-time monthly pay rate for the highest twelve (12) consecutive months; the City also coordinates with Social Security, therefore the final compensation will be reduced by \$133.33.</p>
20055	<i>Prior Service Credit:</i> Employees may be eligible to purchase prior service credit.
20124	<i>Military Service Credit:</i> Employees may be eligible to purchase up to four (4) years of service credit.
21329	<i>Two percent (2%) COLA:</i> Beginning the 2 <sup>nd</sup> calendar year after the year of retirement, retirement and survivor allowances will be adjusted annually on a compound basis of two percent (2%); the adjustment may not be greater than the change in the CPI.
21353	<i>2% at Age 60:</i> Base retirement plan of two percent (2%) at age 60 for all unit employees hired after July 1, 2011.
21354.4	<i>2.5% at Age 55:</i> Base retirement plan of two and one-half percent (2.5%) at age 55 for all employees hired prior to July 1, 2011.
21548	<i>Pre-retirement Option 2:</i> Upon the death of a member who was eligible to retire, the spouse may receive an allowance equal to the amount the member would have received if the member had retired for service retirement on the date of death and elected Option 2W.
21551	<i>Death Benefit:</i> Provides that death benefits paid to a spouse of a member who died prior to retirement will continue in full should the spouse remarry.
21620	<i>Retired Death Benefit of \$500:</i> Upon the death of a retiree, a one-time lump sum payment of five-hundred dollars (\$500) will be paid to the retiree's designated survivor(s), or to the retiree's estate.

**B. CALPERS EMPLOYEE CONTRIBUTION FOR  
"CLASSIC MEMBER" EMPLOYEES HIRED PRIOR TO  
JULY 1, 2011**

1. The CalPERS employee contribution of eight percent (8%) for the 2.5% @ 55 retirement plan is established by State legislation.



Employees shall be responsible for the full PERS employee contribution payment which is currently eight percent (8%)

2. The City continues to pay all other PERS employer related costs for PERS benefits provided by the City, except as indicated in Section V(E) below.
3. The City has adopted the CalPERS resolution in accordance with Internal Revenue Code section 414(h)(2) to ensure that the employee contribution is made on a pre-tax basis.

**C. CALPERS EMPLOYEE CONTRIBUTION FOR  
"CLASSIC MEMBER" EMPLOYEES HIRED ON OR AFTER  
JULY 1, 2011**

1. The PERS employee contribution rate of seven percent (7%) for the 2% @ 60 retirement plan is established by State legislation. Unit employees shall be responsible for the full PERS employee contribution payment which is currently seven percent (7%).
2. The City continues to pay all other PERS employer related costs for PERS benefits provided by the City, except as indicated in Section V(E) below.
3. The City has adopted the CalPERS resolution in accordance with Internal Revenue Code section 414(h)(2) to ensure that the employee contribution is made on a pre-tax basis.

**D. CALPERS EMPLOYEE CONTRIBUTION FOR "NEW MEMBER"  
EMPLOYEES HIRED ON OR AFTER JANUARY 1, 2013**

1. Unit employees defined as new members by PEPRA are covered under the 2% at age 62 retirement formula. New members shall be responsible for paying the employee contribution rate of one-half of the total normal cost of the plan as determined by CalPERS.
2. The City continues to pay all other PERS employer related costs for PERS benefits provided by the City, except as indicated in Section V(E) below.
3. The City has adopted the CalPERS resolution in accordance with Internal Revenue Code section 414(h)(2) to ensure that the employee contribution is made on a pre-tax basis.

## **E. CALPERS EMPLOYEE COST SHARING**

Employer contribution requirements are calculated and adjusted annually by CalPERS. The total employer contribution requirement is comprised of the Employer Normal Cost Rate (a percentage) and the Employer Payment of Unfunded Liability (a fixed dollar amount). The Employer Payment of Unfunded Liability is converted to a percentage by dividing the CalPERS projected payroll. Adding the Employer Normal Cost Rate to the percentage equivalent of the Employer Payment of Unfunded Liability results in the Total Employer Contribution Rate. It was agreed that, effective July 1, 2019, in the event that the Total Employer Contribution Rate exceeds 25%, unit employees shall pay 50% of the increase, up to 3.5%. For example, if the employer contribution rate increases to 27%, the City would pay 26% and the unit employee would pay 1%.

The Total Employer Contribution Rate for Fiscal Year 2021-22 is 31.37% of pensionable income. Therefore, the employee share of cost is 3.185%.

## **F. TAX LIMITATIONS**

Cost Sharing contributions shall be made on a pre-tax basis unless and until a Private Letter Ruling (PLR) by the Internal Revenue Service is issued to the City by the Internal Revenue Service designating that the payments must be post-tax.

The City does not warrant that this contribution is "qualified" for tax deferral and is not to be held liable for such tax payments as may be determined assessable.

The City has retained specialized legal counsel in order to render a written opinion as to whether or not said employee contributions to the employer contribution rate can be considered on a "pre-tax" basis. The rendered legal opinion is supportive of City treatment of said contributions as "pre-tax"; therefore, the City shall take the steps necessary, including adoption of appropriate City Council resolution(s), to allow the Payroll Section to treat these distributions as "pre-tax". It is expressly understood and agreed to by the parties that the City has no authority or jurisdiction by which to bind CalPERS, the Internal Revenue Service (IRS), the Franchise Tax Board or any other agency (collective "Entities") to a determination that such contributions are indeed "pre-tax". Thus, the parties agree and acknowledge that the City shall have no liability to any individual unit employee or collective bargaining unit, should any of the aforementioned Entities reject treatment of said contributions as "pre-tax".

## VII. MEDICAL INSURANCE

### A. CAFETERIA PLAN

The City contracts with the California Public Employees' Retirement System (PERS) for medical insurance coverage. Eligible new hires are covered under the program on the first day of the month following enrollment. The City will contribute the PERS statutory minimum on behalf of each participant in the program. The PEMCHA statutory minimum for 2021 is \$143 per month and for 2022 is \$149 per month. A participant is defined as any of the following individuals: (1) a covered employee, (2) a covered current retiree, and (3) a covered surviving annuitant of a deceased retiree. Inclusive of the statutory minimum, the City will provide current employees with flexible benefits through a cafeteria plan as provided below:

Employee only:	\$ 818.00
Employee + 1:	\$ 1,440.00
Family:	\$ 1,801.00

The monthly dollar allowance for 2022, which is inclusive of the statutory PEMHCA minimum, shall be:

Employee only:	\$ 825.00
Employee + 1:	\$ 1,452.00
Family:	\$ 1,817.00

The monthly flex dollar allowance may be used in accordance with the terms of the cafeteria plan to purchase benefits offered under the cafeteria plan and other supplementary products or, after mandatory health elections have been made, converted to taxable income.

In the event that premiums and/or costs for the selected benefits exceed the monthly flex dollar allowance, the balance will be paid by the employee through automatic pre-tax payroll deduction, as permitted under IRS Code Section 125.

The City will contribute up to an additional 4% towards the increased cost of medical premiums in a calendar year. The average increase in PERS monthly health care premiums for active employees shall be calculated by subtracting the average cost of Los Angeles area Basic premiums for all available City-offered CalPERS health-care plans for the current year from the average cost of Los Angeles area Basic premiums for all available City-offered CalPERS health-care plans for the upcoming year. If this percentage is less than 4%, then the City allowances shall be increased only by that percentage. If this percentage equals or exceeds 4%, the City

Allowances shall be increased by 4%. If there is a year where the average premium increase is 0%, or there is an overall decrease, the City contribution shall not be adjusted. In addition, the City shall continue to provide flex dollars to cover 100% of HMO dental, vision and life insurance premiums.

**B. Medical Insurance Premiums – Opt-Out Option (NON-PERSABLE)**

Employees may elect to discontinue participation in the CalPERS Health Plan (“Opt-Out). Employees electing to cancel City medical insurance coverage for themselves and all eligible family members must provide proof of coverage through another (non-City) benefit plan (e.g., spouse's coverage through another employer), and must waive any liability to the City for their decision to cease coverage under the City's medical insurance plan. Employees electing to opt out will receive the above allotted single- party flex dollars toward other items in the full flex cafeteria plan or convert it to taxable income.

**C. Re-Enrollment in City Medical Insurance Plan**

After opting-out, re-enrollment can only occur during the open enrollment period or after a qualifying event (proof of loss of coverage by the non-City plan). Coverage will commence per the plan document.

A qualifying event shall be defined as set forth in the PERS medical plan, a copy of which is available in the Human Resources Department.

**D. DENTAL INSURANCE**

The City shall continue contracting for the current or comparable program. All unit employees shall be eligible to enroll qualified dependents and will pay the premium costs for such enrollment through the full flex cafeteria plan.

The City retains the exclusive right to determine the contents, limits of coverage, and the contractor for such insurance.

For dental insurance plans, when a unit employee is the spouse of another benefited City employee, the affected employees shall have the option of:

- individual coverage; or
- one (1) employee may select a plan and list the spouse as a dependent.

**E. VISION INSURANCE**

The City shall continue contracting for the current or comparable program. All unit employees shall be eligible to enroll qualified dependents and will pay the premium costs for such enrollment through the full flex cafeteria plan.

For vision insurance plans, when a unit employee is the spouse of another benefited City employee, the affected employees shall have the option of:

- individual coverage; or
- one (1) employee may select a plan and list the spouse as a dependent.

**F. LIFE INSURANCE**

The City shall contract for Term Life Insurance Group coverage of \$250,000. The program shall allow for the purchase of additional coverage at the employee's expense through payroll deduction.

**G. SHORT- AND LONG-TERM DISABILITY**

The City shall contract for a Short-Term Disability plan that provides employees with 66 2/3% of the first \$5,250 of monthly salary for a benefit duration of 180 days. The City shall contract for a Long-Term Disability plan that provides employees with 66 2/3% of the first \$22,500 of monthly salary.

**H. RETIREE MEDICAL INSURANCE**

1. The City's monthly contribution for medical insurance provided through the PERS Health plan for "Grandfathered Employees, shall be as follows:

**All plans except PERSCare:**

- City shall pay ninety-five percent (95%) of the monthly medical plan premium; and
- Employees and retirees shall pay Five percent (5%) of the monthly medical plan premium.

**PERSCare Plan:**

- City shall pay seventy percent (70%) of the monthly PERSCare premium; and
- Employee and retirees shall pay thirty percent (30%) of the monthly PERSCare premium.

"Grandfathered Employees" is defined as unit employees that, as of December 31, 2011, have twenty (20) or more years of CalPERS service (excluding "Air Time") or, unit employees that retire on or before January 1, 2022 with twenty-five (25) years or more of Culver City service.

2. The City's monthly contribution for medical insurance provided through the PERS Health plan, for employees hired prior to July 1, 2011, and are not "Grandfathered Employees" shall be as follows:

Upon retirement with a minimum of 5 years City service, employees who were hired prior to July 1, 2011 shall be eligible to receive up to \$675.32/mo. based on plan enrollment for retiree only, which is inclusive of the statutory minimum; and pre-65 spousal/dependent coverage shall be provided up to an additional \$589.47/mo. subject to vesting. Effective January 1, 2022, employees with a minimum of 5 years of City service who were hired prior to July 1, 2011 shall be eligible to receive up to \$681.40/mo based on plan enrollment for retiree only; and pre-65 spousal/dependent coverage shall be provided up to an additional \$594.77/mo subject to vesting. Vesting for pre-65 spousal/dependent coverage is contingent upon the employees' years of City service. Employees who retire with 6 years of City service shall be eligible to receive 20% of the maximum pre-65 spousal/dependent allowance, and another 20% for each additional year of City service up to 100% of the maximum dependent allowance after 10 years of City service (i.e., 6 years = 20%, 7 years = 40%, 8 years = 60%, 9 years = 80%, 10 years= 100%).

The City's contribution towards retiree medical insurance shall not increase by more than 4% annually based on the CalPERS rates in effect as of January 1, 2011. If the average premium increase of CalPERS medical insurance plans exceeds 4%, any additional amount shall be borne by the annuitant. The average increase in PERS monthly health care premiums shall be calculated by subtracting the average cost of Los Angeles area Basic (non-Medicare) premiums for all available City-offered CalPERS health-care plans for the current year from the average cost of Los Angeles area Basic (non-Medicare) premiums for all available City-offered CalPERS health-care plans for the upcoming year. If this percentage is less than 4%, then the City allowances shall be increased only by that percentage. If this percentage equals or exceeds 4%, the City allowances shall be increased by 4%. If there is a year where the average premium increase is 0%, or there is an overall decrease, the City contribution shall not be adjusted. Employees shall only be eligible to receive the City contribution towards retiree medical insurance based on his or her family status at the time of retirement. This amount shall only be increased by up to 4% of the average cost of CalPERS Basic (non-Medicare) Los Angeles area premiums as described above.

The City shall make available a retiree health care trust (RHS) to enable employees to prefund retiree health care expenses while employed by the City. The City shall match the first \$25 per pay period

of the employee contribution to the RHS. In addition, unit employees shall be required to convert 10 hours sick leave accrual the first full pay period beginning on or after July 1<sup>st</sup> each year into the RHS. The individual accounts can be utilized after separation of service for reimbursement of all qualified medical expenses, including insurance premiums, in accordance with IRS Section 213. The Retiree Health Savings Trust shall reimburse expenses in accordance with the Internal Revenue Code. Employees understand that changes to contributions and/or disbursements from the RHS can change at any time pursuant to federal laws and regulations.

3. The City's monthly contribution for medical insurance provided through the PERS Health plan, for employees hired on or after July 1, 2011 shall be as follows:

Upon retirement, employees hired on or after July 1, 2011 shall be eligible to receive a City contribution for retiree medical in accordance with Government Code 22892. The City shall contribute an amount not to exceed the California Public Employees' Medical and Hospital Care Act (PEMHCA) contribution, as determined by CalPERS on an annual basis. The statutory minimum amount for 2021 is \$143 per month and for 2022 is \$149 per month.

In addition to the receipt of the CalPERS statutory minimum as provided in the previous paragraph, the City shall make available a retiree health care trust (RHS) to enable employees to prefund retiree health care expenses while employed by the City. Mandatory participation is required. The City shall match the first \$25 per pay period of the employee contribution to the RHS. The individual accounts can be utilized after separation of service for reimbursement of all qualified medical expenses, including insurance premiums, in accordance with IRS Section 213. The Retiree Health Savings Trust shall reimburse expenses in accordance with the Internal Revenue Code. Employees understand that changes to contributions and/or disbursements from the RHS can change at any time pursuant to federal laws and regulations.

#### **VIII. IRS SECTION 125 FLEXIBLE SPENDING ACCOUNT**

The City provides a flexible spending account for medical expenses and dependent care, pursuant to Section 125 of the Internal Revenue Service Code (Section 125), as amended. Under Section 125, the maximum annual amount an employee may contribute for future medical and dependent care expenses reimbursement is two thousand seven hundred fifty dollars (\$2,750), exclusively.

Pursuant to Section 125, employees may contribute pre-tax earnings into these accounts. The medical expense contribution may be used for reimbursement of medical expenses such as deductibles, co-pays and expenses in excess of what insurance covers. Dependent care expenses may not be reimbursed until after they are actually incurred - i.e., after the care has been provided, and not when the participant is formally billed. Reimbursable dependent care expenses are non-health care expenses that include insuring a qualified dependent's well-being and protection. Qualified dependents are children under age 13, disabled spouses and other dependents who are physically or mentally incapable of self-care, and who regularly spend at least eight hours each day in the taxpayer's household.

Pursuant to Section 125, eligible reimbursable expenses must be incurred within the calendar year, January 1<sup>st</sup> through December 31<sup>st</sup>, and must be submitted for reimbursement no later than March 31<sup>st</sup> of the following calendar year. Receipts submitted after March 31<sup>st</sup> in the following calendar year shall be forfeited.

There are other limitations and restrictions set forth by the Internal Revenue Service.

#### **IX. PHYSICAL WELL-BEING**

The City agrees to provide \$500 annually to each unit employee effective the first full pay period after July 1<sup>st</sup>.

The Physical Well-being benefit is recommended to be used for one (1) or more of the following purposes:

- Medical examination by the health provider of the employee's choice.
- Membership in a health club or fitness center.
- Other formal wellness programs provided by professionals (smoking cessation, weight control, nutrition, or similar programs).
- Reimbursement for employee or eligible dependent medical expenses (deductibles or co-payments) not covered by the Employee's health, dental or vision insurance.

#### **X. CAR ALLOWANCE**

In accordance with City Policy, employees shall receive a monthly stipend in the amount of \$375, paid bi-weekly. This amount shall be inclusive of any mileage reimbursement owed for business related travel in personal vehicles.



#### **XI. CELL PHONE ALLOWANCE**

In accordance with City Policy, employees shall receive a taxable stipend of \$60 per pay period to cover business related phone calls.

#### **XII. TUITION REIMBURSEMENT**

The City agrees to reimburse employees up to two hundred fifty dollars (\$250) per applicable accredited college unit, plus the actual costs of books, registration fees and parking permit fees. Applicable procedures and eligibility requirements shall be pursuant to Administrative Policy II-08, as amended.

#### **XIII. ON-DUTY DEATH/FUNERAL BENEFIT**

In recognition of services rendered, should any employee die in the line of duty, the City will provide the family of the employee a funeral benefit of seven thousand five-hundred dollars (\$7,500).

#### **XIV. HOURS OF WORK/ EXEMPT FROM OVERTIME**

Hours of work shall be whatever is needed to successfully accomplish the operations of the department and goals/objectives of the City. All positions covered herein are considered exempt from the overtime provisions of the Fair Labor Standards Act (FLSA).

#### **XV. OFFICIAL PAID CITY HOLIDAYS**

Official Paid City Holidays for employees shall be considered nine (9) hours leave with pay. Official Paid City Holidays occurring on an employee's regularly scheduled day off may, at the employee's discretion, be paid to the employee in the same pay period; or carried over for use on another day, no later than June 30th of the same fiscal year.

Official City Paid Holidays shall be as follows:

- New Year's Day (The first day of January)
- Martin Luther King Day (Third Monday in January)
- Memorial Day (Last Monday in May)
- Independence Day (The fourth day of July)
- Labor Day (First Monday in September)
- Thanksgiving Day (Fourth Thursday in November)
- Friday after Thanksgiving Day
- Christmas Day (Twenty-fifth day of December)

- Any one-time special day designated by the President of the United States or the Governor of California requiring the City offices to close in recognition of a public feast, thanksgiving or holiday.
- Any day authorized by the City Manager.
- When an Official Holiday falls on a Saturday, the Friday immediately preceding the Saturday shall be deemed to be the day of the Official Paid City Holiday.
- When an Official Holiday falls on a Sunday, the Monday immediately following the Sunday shall be deemed to be day of the Official Paid City Holiday.

## **XVI. OFFICIAL HOLIDAYS OCCURRING ON A SCHEDULED DAY OFF**

### **A. PAYMENT OR CARRY-OVER WITHIN THE CURRENT FISCAL YEAR**

Official Holidays occurring on an employee's regularly scheduled day off may, at the employee's discretion, be:

- Paid to the employee in the same pay period; or
- Carried over for use on another day no later than the last day of the pay period containing June 30<sup>th</sup> of the *same fiscal year*.

### **B. LIMITATIONS**

1. Official Holidays carried over have no cash value, and therefore, cannot be cashed out at a later date.
2. Employees must use official holiday time carried-over no later than the last day of the pay period containing June 30<sup>th</sup> of the same fiscal year or forfeit it effective the pay period beginning on or after July 1<sup>st</sup> of the next fiscal year ("use it by June 30<sup>th</sup> or lose it").

## **XVII. FLOATING HOLIDAY LEAVE TIME**

Employees shall be eligible to receive fifty-seven (57) hours of paid Floating Holiday leave time each July. Eight (8) of these hours have been provided in recognition of Cesar Chavez day and nine (9) of the hours are in recognition of Juneteenth (June 19), also known as "Emancipation Day" or "Jubilee Day" commemorating the end of slavery in the United States. Floating Holiday hours taken as time off must be used prior to the first paycheck in July. Remaining Floating Holiday balances shall be paid in the first paycheck in July and the new accrual bank will be available and eligible for use in the first full pay period that begins after July 1<sup>st</sup>.

Employees hired after July 1<sup>st</sup> shall receive pro-rated floating holiday leave time in proportion to the months remaining within the respective fiscal year calculated from the first day of the month following the date of hire divided by twelve, rounded to the nearest hour. For example, an employee hired

On October 4th would be prorated at 8/12th (November through June, divided by twelve).

**XVIII. VACATION LEAVE**

Vacation hours shall accrue each pay period at one twenty-sixth (1/26) of the annual accrual rate (i.e., annual accrual rate divided by 26). Exceptions to the maximum allowable accruals may be granted by the City Manager or his/her designee, to meet exceptional departmental staffing needs.

<b>TABLE OF VACATION LEAVE BENEFITS FOR FULL TIME UNIT EMPLOYEES</b>			
<b>1<sup>st</sup> thru 4<sup>th</sup> Year</b>	<b>5<sup>th</sup> thru 14<sup>th</sup> Year</b>	<b>15<sup>th</sup> thru 20<sup>th</sup> Year</b>	<b>21<sup>st</sup> Year and thereafter</b>
80 hours	120 hours	160 hours	8 hours per year for each year of service

**A. ACCUMULATION OF VACATION LEAVE**

Vacation time may be accumulated by employees to a maximum of twice the annual accrual of vacation hours for which the employee is eligible. Once an employee has accrued the maximum amount of vacation leave, no further vacation leave shall be accrued until the employee's level of accrued vacation has been reduced to less than the maximum. At that time, the employee shall again begin accruing vacation but at no time may he/she accrue more than the maximum allowed pursuant to this section.

**B. BI-WEEKLY PAYOFF OF EXCESS VACATION ACCRUALS – NON-PERSABLE**

Vacation time which accumulates in excess of the maximum allowed shall be paid on the next regular bi-weekly paycheck, thereby bringing the employee's vacation balance to no more than the maximum allowable.

**C. VACATION PAYOFF UPON TERMINATION – NON-PERSABLE**

Any employee who terminates employment shall be paid (non-PERSable) for such vacation time accrued but unused as of the date of the termination.

**XIX. BI-ANNUAL ACCRUAL CASH OUT ELECTION**

**A. ELIGIBILITY**

The City shall provide unit employees' the option to cash out vacation and floating holiday leave banks. Unit employees must maintain a minimum vacation leave bank balance of forty (40) hours in order to be eligible.

**B. PROCEDURE**

Accrual cash outs shall only be permitted each June 1<sup>st</sup> and December 1<sup>st</sup>. Unit employees must submit a written request to the Human Resources Department by December 15th of the prior year designating the number of hours in each leave bank the employee will cash out in the subsequent year. Upon proper notification, cash out elections shall be included in the paycheck for the first full pay period that includes June 1<sup>st</sup> and December 1<sup>st</sup> as requested.

**XX. SABBATICAL LEAVE**

Sabbatical Leave with pay may be approved for up to three (3) weeks by the City Manager for employees with at least ten (10) years of service for the purpose of participating in programs including but not limited to:

- Internships in conjunction with advanced degree programs;
- On-loan executive programs;
- Travel/study programs related to the employee's City responsibilities;
- Directed research pursuant to a pre-approved outline and submission of a report on a subject of benefit to the City/City employees; and/or,
- Professional development or certification programs.

Upon approval, employees shall be required to submit a report to the City Manager detailing or summarizing, as appropriate, the program or activities attended and the value gained, and will be required to share his/her experience as training for other City employees within sixty (60) days after his/her return to active duty.

**XXI. SICK LEAVE**

Employees shall accrue sick leave each bi-weekly pay period pro-rated on an annual basis and be credited as follows:

<b>Sick Leave Accrual Rate</b>		
<b>Bi-weekly Accrual rate</b>	<b>Monthly Accrual rate</b>	<b>Annual accrual rate</b>
4.0 hours (104 hrs / 26 pay periods)	8.667 hours	104 hours

**A. BI-WEEKLY PAYOFF PLAN: UNUSED SICK LEAVE ACCRUAL (NON-PERSABLE)**

1. When an employee has accumulated three hundred and eighty-four hours (384) hours of unused sick leave credit, the employee will, thereafter, be eligible for payment in each pay period of a portion of the unused sick leave accrued during the preceding pay period, subject to the following conditions:

<b>TIER 1: SICK LEAVE PAYOFF AT THREE HUNDRED AND EIGHTY FOUR (384) HOURS</b>			
<b>Bi-weekly Accrual Rate</b>	<b>Tier 1 Maximum Accumulation</b>	<b>Amount of Bi-weekly Sick Leave Payoff @50% (Non-PERSable)</b>	<b>Amount of Bi-weekly Sick Leave Accrued @50%</b>
4.0 hours	384 hours	2.0 hrs X hourly rate  (1/2 [50%] of bi-weekly accrual rate of 4.0 hours)	2.0 hours
<ul style="list-style-type: none"> <li>• The unit employee must maintain at least three hundred and eighty four (384) hours of sick leave accruals.</li> <li>• If the sick leave accrual balance falls below three hundred and eighty four (384) hours at any time, the unit employee will become ineligible for any unused sick leave payment until such time as her/her sick leave accruals again exceed three hundred and eighty four (384) hours.</li> </ul>			

2. Employees with at least three hundred and eighty-four (384) hours but less than seven hundred and twenty (720) hours of accrued sick leave may be paid for one-half (50%) of sick leave accrued and unused in each pay period as set forth in the Tier 1 table above.
3. The remaining unused sick leave in each pay period shall be added to the employee's accrual bank up to the seven hundred and twenty (720) hour maximum.
4. As an alternative to Tier 1 Sick Leave payoff, eligible employees may:
  - Elect on or before December 1 of each year not to participate in the bi-weekly payoff plan and instead accrue unused sick leave for the ensuing calendar year (January through December). However, eligible employees may only accrue to a maximum of seven hundred and twenty (720) hours; or

- Employees who accumulate and maintain a minimum credit of three hundred and eighty-four (384) hours of unused sick leave may elect, once annually, to have a lump sum of ninety-six (96) hours of accrued sick leave paid to him/her. In order to qualify for this benefit, this time would need to be otherwise payable to the employee upon separation from employment.

5. Employees at the maximum accrual of seven hundred and twenty (720) hours will be paid for one hundred percent (100%) of accrued unused sick leave in that pay period.

**B. SICK LEAVE PAYOFF UPON RETIREMENT OR FAVORABLE RESIGNATION – (NON-PERSABLE)**

With retirement or favorable resignation after 10 years (120 months) or more of City service, all accumulated sick leave accruals shall be paid off at the unit employee's base hourly rate.

**C. SICK LEAVE PAYOFF UPON THE DEATH OF AN EMPLOYEE– NON- PERSABLE**

Upon an employee's death, his/her beneficiaries or estate shall be entitled to receive the same accumulated leave benefit payoff as the employee would have received were he/she alive and had favorably resigned or retired.

Any payoff under this benefit is non-PERSable.

**XXII. PRE-RETIREMENT DISTRIBUTION OF LEAVE ACCRUALS – NON-PERSABLE**

1. An employee giving irrevocable notice of his/her intent to retire within three (3) years (36 calendar months) may have accrued leaves, which are otherwise payable upon retirement, distributed in equal installments to his/her paychecks over the months preceding retirement, with a maximum duration of thirty-six (36) months.
2. Such distributions may be taken as taxable earnings or may be used for deposit in the deferred compensation account under the terms of the Section 457 Catch-up provisions.

3. Such distributions are not reportable to PERS as compensation and will not affect PERS retirement benefits.

### **XXIII. INJURY ON DUTY LEAVE (IOD)**

#### **A. UP TO SIX (6) MONTHS MAXIMUM SALARY CONTINUANCE**

1. If an employee is injured-on-duty (IOD) and the claim is determined to be compensable, an employee may be eligible for salary continuance. Salary continuance is to be paid during the period for which temporary disability is required pursuant to Workers' Compensation Laws of the State of California, an amount which, when added to such temporary disability benefits and earnings from other employment, will equal the employee's normal base salary for the period.
2. Salary continuance payments shall be subject to normal tax deductions and other mandatory or voluntary deductions, but without deduction from sick leave or vacation leave accruals and shall be provided for a period not to exceed six (6) calendar months from the date of the injury.
3. In no case shall such compensation be paid for a period of time in excess of the employee's continuous service immediately prior to such injury.

#### **B. EXTENSION OF LEAVE AND SALARY CONTINUANCE**

When an employee's temporary disability exceeds the six (6) calendar months of salary continuance set forth above, the City may extend this salary continuance for up to an additional six (6) months if the unit employee is not otherwise eligible for retirement, light or modified duty or disability transfer, subject to the approval of the City Manager.

#### **C. EXHAUSTION OF SALARY CONTINUANCE**

1. When an employee exhausts such salary continuance as set forth above, or is denied extension of salary continuance, he/she may elect to utilize accumulated sick leave or vacation leave accruals which, when added to temporary disability payments and earnings from other employment, will equal his/her normal base salary, subject to normal deductions.

2. When an employee's temporary disability payments stop, and he/she is still unable to return to work, he/she may elect to utilize accumulated sick leave or vacation leave accruals equal to his/her normal base salary, subject to normal deductions.

#### **D. CITY INITIATED DISABILITY RETIREMENT**

If, at any time during a temporary disability absence, the City receives medical information which indicates that the employee will not be able to return to performance of the duties of his/her position, the City may initiate disability retirement procedures.

#### **E. LIMITATIONS**

1. An employee who is absent, as a result of a compensable injury, for a period of three (3) days or less, shall have such leave deducted from sick leave credit unless temporary disability payments are required to be paid pursuant to Workers' Compensation Laws of the State of California.
2. Unit employees receiving IOD payments, salary continuance, and/or temporary disability payments:
  - a. Shall be available for follow-up treatment, diagnosis, therapy, and related matters, unless authorized to leave the area for extenuating circumstances with prior authorization from Risk Management, and
  - b. Shall be required to provide an address and phone number where they can be contacted, if they plan to be away from their residence.
  - c. Shall be required to notify Risk Management immediately upon change of residence and contact information.
  - d. May not receive CalPERS service credit during the time of absence.

#### **XXIV. ADMINISTRATIVE LEAVE**

In accordance with City Policy, employees shall receive one hundred twelve (112) hours of paid administrative leave in recognition of the leadership roles that the employees have within the City organization and that the fulfillment of their duties and responsibilities may require an extended work effort. Administrative leave time is not accrued and has no cash value.



Employees hired after July 1<sup>st</sup> receive pro-rated Administrative Leave time in proportion to the months remaining within the respective fiscal year calculated from the first day of the month following the date of hire divided by twelve, rounded to the nearest hour. For example, an employee hired on October 4<sup>th</sup> would be prorated at 8/12<sup>th</sup> (November through June, divided by twelve).

**XXV. MISCELLANEOUS LEAVES WITH PAY**

**A. BEREAVEMENT LEAVE**

Paid bereavement leave of up to forty (40) hours shall be provided for leave of absence due to the death of a member of an employee's immediate family. Immediate family, for the purposes of this Section only, shall be defined as follows:

- |                                   |                       |
|-----------------------------------|-----------------------|
| Brothers                          | Sisters               |
| Children                          | Spouse                |
| Child's Spouse                    | Spouse's Brothers     |
| Grandchildren                     | Spouse's Grandparents |
| Grandparents                      | Spouse's Parents      |
| Parents                           | Spouse's Sisters      |
| State Registered Domestic Partner | Stepchildren          |
| Siblings' Spouse                  | Stepparents           |

If special circumstance exists wherein a unit employee believes another person reasonably substitutes for one of the foregoing, (i.e., foster parent, legal guardian, foster child, legal ward, etc.) the unit employee must register that special circumstance with Human Resources in writing in advance in order to qualify for the bereavement leave. (Note: The special circumstance does not permit substitution of individuals in the place of persons already deceased.)

**B. JURYDUTY**

An employee called to serve on any jury during scheduled workdays shall receive his/her regular base compensation for such time served to a maximum of ten (10) working days for each jury summons.

The employee shall forfeit jury fees to the City but shall retain any mileage compensation provided. In the event the employee is required to serve in excess of ten (10) compensated workdays, he/she may use accrued leave and retain excess jury fees for that period.

**C. MILITARY LEAVES OF ABSENCE**

Military leave with pay shall be granted in accordance with applicable state and federal law; and applicable City policies.

## **XXVI. FAMILY MEDICAL LEAVE ACT (FMLA) AND CALIFORNIA FAMILY RIGHTS ACT (CFRA)**

Pursuant to State and Federal laws, employees shall be eligible for Family and Medical Leave of absence (FMLA) and California Family Rights Act (CFRA) for:

- The birth of a child of the employee;
- Disability due to pregnancy – FMLA only;
- The placement of a child with an employee in connection with the adoption or foster care by that employee;
- The care of the employee's child with a serious health condition;
- The care of a spouse or parent with a serious health condition;
- Any qualifying exigency arising out of a spouse, child or parent called to active military duty ; or
- The employee's own serious health condition.

Such leave rights apply to all employees with twelve (12) months or more service with the City prior to the leave request who have worked a minimum of 1,250 hours in the preceding twelve (12) months. The employee shall be required to use sick leave for any FMLA illness or medical-related absence, and may use vacation or other accrued leaves if sick leave has been exhausted. Upon expiration of FMLA, if the unit employee remains on leave, he/she shall be responsible for maintaining his/her insurance benefits, either by use of sufficient accrued paid leave or by payment of the required premiums.

Employees should contact Human Resources for specific provisions and requirements. Failure to do so could result in a misunderstanding of rights and obligations and could cause loss of leave benefits or loss of insurance coverage.

## **XXVII. PREGNANCY DISABILITY LEAVE (PDL)**

Pregnancy Disability Leave of up to four (4) months shall be provided to eligible employees covered herein pursuant to the Fair Employment Housing Act (FEHA). Pregnancy Disability Leave without pay shall not be granted until accrued sick leave has been exhausted.

## **XXVIII. MAINTENANCE OF BENEFITS WHILE ON LEAVE**

Employees must be paid a minimum of thirty-five percent (35%) of their regularly scheduled bi-weekly working hours to be eligible to receive City provided benefits including vacation and sick leave accruals.

*Example:* An employee who regularly works eighty (80) hours each bi-weekly pay period, must be paid a minimum of twenty-eight (28) hours (35% of 80 = 28) of his/her accruals when out on leave to be eligible for City provided benefits including vacation and sick leave accruals.

Employees who are not paid the minimum number of hours required shall be responsible for the payment of their insurance benefits and shall not be eligible for vacation and sick leave accruals.

#### **XXIX. LEAVES OF ABSENCE WITHOUT PAY**

An employee may present to the City Manager for approval a request for a leave of absence without pay not to exceed one (1) year. The employee shall indicate the basis of the leave in his/her request.

Leaves of absence without pay may be granted for illness exceeding accumulated sick leave, child care absences exceeding pregnancy disability leave, special education, and special duty for another governmental agency, extension of vacation time, seeking political office or any other reason which is deemed to be in the best interests of City government.

#### **XXX. LEGAL DEFENSE**

In the event an employee covered herein is named as an individual defendant in litigation involving conduct in his/her official capacity as an agent for the City and/or the Successor Agency to the Culver City Redevelopment Agency, the Culver City Housing Authority, the Culver City Parking Authority, and other similar bodies, the City Attorney may at his or her sole discretion, prior to recommending any settlement of the litigation to the City Council and/or the Successor Agency to the Culver City Redevelopment Agency, the Culver City Housing Authority, the Culver City Parking Authority, and other similar bodies, consult with the employee concerning the proposed settlement and present the employee's oral or written comments concerning the proposed settlement to the City Council and/or the Successor Agency to the Culver City Redevelopment Agency, the Culver City Housing Authority, the Culver City Parking Authority, and other similar bodies at any session at which the settlement is to be discussed.

**Culver CITY**  
**Salary Schedule**  
**Effective Date 07/01/2021**

**EXHIBIT B**

**Note:** For FIRE job titles, the printed hourly rates are for 40-hour employees. To determine the hourly rates for 56-hour employees, divide the annual rate by 2912. (Titles with two codes in parentheses indicate they are 40-hour & 56-hour positions. The first code is for 40-hr, the second one for 56-hr.)

Group	Title	Step	Hourly Rate	Monthly Rate	Annual Rate
EXEC	ADMIN SERVICES DIRECTOR (911)	1	88.3093	15,306.94	183,683.24
EXEC	ADMIN SERVICES DIRECTOR (911)	2	92.8197	16,088.76	193,065.08
EXEC	ADMIN SERVICES DIRECTOR (911)	3	97.5635	16,911.01	202,932.08
EXEC	ADMIN SERVICES DIRECTOR (911)	4	102.5479	17,774.97	213,299.58
EXEC	ADMIN SERVICES DIRECTOR (911)	5	107.7901	18,683.62	224,203.46
EXEC	ASSISTANT CITY MANAGER (908)	1	95.2936	16,517.56	198,210.74
EXEC	ASSISTANT CITY MANAGER (908)	2	100.1636	17,361.70	208,340.34
EXEC	ASSISTANT CITY MANAGER (908)	3	105.2810	18,248.71	218,984.48
EXEC	ASSISTANT CITY MANAGER (908)	4	110.6614	19,181.31	230,175.66
EXEC	ASSISTANT CITY MANAGER (908)	5	116.3157	20,161.40	241,936.76
EXEC	ASSTANT TO CITY MANAGER (900)	1	58.7726	10,187.26	122,247.06
EXEC	ASSTANT TO CITY MANAGER (900)	2	61.7760	10,707.84	128,494.08
EXEC	ASSTANT TO CITY MANAGER (900)	3	64.9326	11,254.99	135,059.86
EXEC	ASSTANT TO CITY MANAGER (900)	4	68.2507	11,830.13	141,961.56
EXEC	ASSTANT TO CITY MANAGER (900)	5	71.7378	12,434.54	149,214.52
EXEC	CHIEF FINANCIAL OFFICER (907)	1	91.5804	15,873.93	190,487.18
EXEC	CHIEF FINANCIAL OFFICER (907)	2	96.2607	16,685.20	200,222.36
EXEC	CHIEF FINANCIAL OFFICER (907)	3	101.1785	17,537.61	210,451.28
EXEC	CHIEF FINANCIAL OFFICER (907)	4	106.3497	18,433.96	221,207.48
EXEC	CHIEF FINANCIAL OFFICER (907)	5	111.7841	19,375.92	232,510.98
EXEC	CHIEF INFO OFFICER (905)	1	82.8916	14,367.88	172,414.58
EXEC	CHIEF INFO OFFICER (905)	2	87.1264	15,101.91	181,222.86
EXEC	CHIEF INFO OFFICER (905)	3	91.5804	15,873.93	190,487.18
EXEC	CHIEF INFO OFFICER (905)	4	96.2607	16,685.20	200,222.36
EXEC	CHIEF INFO OFFICER (905)	5	101.1785	17,537.61	210,451.28
EXEC	CHIEF TRANSPORTATION OFFICER (903)	1	82.8391	14,358.78	172,305.38
EXEC	CHIEF TRANSPORTATION OFFICER (903)	2	87.0716	15,092.42	181,108.98
EXEC	CHIEF TRANSPORTATION OFFICER (903)	3	91.5203	15,863.51	190,362.12
EXEC	CHIEF TRANSPORTATION OFFICER (903)	4	96.1968	16,674.10	200,089.24
EXEC	CHIEF TRANSPORTATION OFFICER (903)	5	101.1131	17,526.28	210,315.30
EXEC	CITY ATTORNEY (909)	1	109.5078	18,981.34	227,776.12
EXEC	CITY ATTORNEY (909)	2	115.1034	19,951.25	239,415.02
EXEC	CITY ATTORNEY (909)	3	120.9854	20,970.80	251,649.58
EXEC	CITY ATTORNEY (909)	4	127.1680	22,042.45	264,509.44
EXEC	CITY ATTORNEY (909)	5	133.6663	23,168.82	278,025.80
EXEC	CITY MANAGER (910)	1	118.6859	20,572.22	246,866.62
EXEC	CITY MANAGER (910)	2	124.7492	21,623.20	259,478.44
EXEC	CITY MANAGER (910)	3	131.1248	22,728.29	272,739.48
EXEC	CITY MANAGER (910)	4	137.8258	23,889.80	286,677.56
EXEC	CITY MANAGER (910)	5	144.8684	25,110.52	301,326.22
EXEC	COMMUNITY DEVOPMENT DIRECTOR (904)	1	82.0703	14,225.51	170,706.12

# Culver CITY

## Salary Schedule

### Effective Date 07/01/2021

**Note:** For FIRE job titles, the printed hourly rates are for 40-hour employees. To determine the hourly rates for 56-hour employees, divide the annual rate by 2912. (Titles with two codes in parentheses indicate they are 40-hour & 56-hour positions. The first code is for 40-hr, the second one for 56-hr.)

Group	Title	Step	Hourly Rate	Monthly Rate	Annual Rate
EXEC	COMMUNITY DEVOPMENT DIRECTOR (904)	2	86.2633	14,952.30	179,427.56
EXEC	COMMUNITY DEVOPMENT DIRECTOR (904)	3	90.6741	15,716.85	188,602.18
EXEC	COMMUNITY DEVOPMENT DIRECTOR (904)	4	95.3073	16,519.92	198,239.08
EXEC	COMMUNITY DEVOPMENT DIRECTOR (904)	5	100.1779	17,364.17	208,369.98
EXEC	HUMAN RESOURCES DIRECTOR (902)	1	82.5320	14,305.55	171,666.56
EXEC	HUMAN RESOURCES DIRECTOR (902)	2	86.7472	15,036.19	180,434.28
EXEC	HUMAN RESOURCES DIRECTOR (902)	3	91.1808	15,804.66	189,655.96
EXEC	HUMAN RESOURCES DIRECTOR (902)	4	95.8391	16,612.12	199,345.38
EXEC	HUMAN RESOURCES DIRECTOR (902)	5	100.7385	17,461.34	209,536.08
EXEC	PRCS DIRECTOR (901)	1	76.8953	13,328.51	159,942.12
EXEC	PRCS DIRECTOR (901)	2	80.8235	14,009.41	168,112.88
EXEC	PRCS DIRECTOR (901)	3	84.9536	14,725.30	176,703.54
EXEC	PRCS DIRECTOR (901)	4	89.2966	15,478.08	185,736.98
EXEC	PRCS DIRECTOR (901)	5	93.8590	16,268.89	195,226.72
EXEC	PUBLIC WORKS DIRECTOR (906)	1	87.1264	15,101.91	181,222.86
EXEC	PUBLIC WORKS DIRECTOR (906)	2	91.5804	15,873.93	190,487.18
EXEC	PUBLIC WORKS DIRECTOR (906)	3	96.2607	16,685.20	200,222.36
EXEC	PUBLIC WORKS DIRECTOR (906)	4	101.1785	17,537.61	210,451.28
EXEC	PUBLIC WORKS DIRECTOR (906)	5	106.3497	18,433.96	221,207.48

STATE OF CALIFORNIA )  
COUNTY OF LOS ANGELES ) SS  
CITY OF CULVER CITY )

**Certification of Resolution No. 2021-R092**

I, Jeremy Green, City Clerk of the City of Culver City, do hereby certify that the foregoing Resolution was duly passed, approved, and adopted at a regular meeting of the City Council, which was held on the 27<sup>th</sup> day of September 2021, at the Mike Balkman Council Chambers by the following vote:


**AYES:** Eriksson, McMorrin, Vera, Lee, Fisch

**NOES:** None

**ABSENT:** None

**ABSTAIN:** None

Certified on this 27<sup>th</sup> day of September 2021, at the City of Culver City.

  
\_\_\_\_\_  
Jeremy Green, CMC, City Clerk  
Ex-Officio Clerk of the City Council  
City of Culver City, State of California

1 **RESOLUTION NO. 2022-R\_002**

2  
3 A RESOLUTION OF THE CITY COUNCIL OF THE CITY OF  
4 CULVER CITY, CALIFORNIA, ADOPTING THE  
5 CLASSIFICATION AND SALARY PLAN FOR CITY  
6 EMPLOYEES EFFECTIVE JANUARY 1, 2022.

7 NOW, THEREFORE, the City Council of the City of Culver City, DOES  
8 RESOLVE as follows:

9 1. The Classification and Salary Plan, attached hereto as Exhibit "A" and  
10 incorporated herein by this reference, is hereby adopted effective January 1, 2022.

11 2. The Classification and Salary Plan attached hereto as Exhibit "A" shall  
12 supersede and replace all previously adopted salary plans for City employees.


13 3. The City Manager and Chief Financial Officer are hereby authorized to  
14 adjust and pay salaries of the City employees in accordance with the Classification and  
15 Salary Plan adopted and approved by this Resolution, effective January 1, 2022.

16  
17 APPROVED and ADOPTED this 10th day of January 2022.

18  
19 

20  
21 DR. DANIEL LEE, Mayor  
22 City of Culver City, California

23 ATTEST:

24  
25   
26 JEREMY GREEN  
27 City Clerk

23 APPROVED AS TO FORM:

24  
25   
26 HEATHER BAKER  
27 City Attorney

28 A21-00003

**Culver CITY**  
**Salary Schedule**  
**Effective Date 01/01/2022**

**Exhibit A**

**Note:** For FIRE job titles, the printed hourly rates are for 40-hour employees. To determine the hourly rates for 56-hour employees, divide the annual rate by 2912. (Titles with two codes in parentheses indicate they are 40-hour & 56-hour positions. The first code is for 40-hr, the second one for 56-hr.)

Group	Title	Step	Hourly Rate	Monthly Rate	Annual Rate
CCEA	ACCOUNT CLERK (205)	1	22.8290	3,957.03	47,484.32
CCEA	ACCOUNT CLERK (205)	2	23.9966	4,159.42	49,912.98
CCEA	ACCOUNT CLERK (205)	3	25.2229	4,371.97	52,463.58
CCEA	ACCOUNT CLERK (205)	4	26.5128	4,595.54	55,146.52
CCEA	ACCOUNT CLERK (205)	5	27.8699	4,830.78	57,969.34
CCEA	ACCOUNT CLERK-REG PT (205R)	1	22.8290	3,957.03	47,484.32
CCEA	ACCOUNT CLERK-REG PT (205R)	2	23.9966	4,159.42	49,912.98
CCEA	ACCOUNT CLERK-REG PT (205R)	3	25.2229	4,371.97	52,463.58
CCEA	ACCOUNTANT (419)	1	33.8060	5,859.71	70,316.48
CCEA	ACCOUNTANT (419)	2	35.5328	6,159.01	73,908.12
CCEA	ACCOUNTANT (419)	3	37.3485	6,473.74	77,684.88
CCEA	ACCOUNTANT (419)	4	39.2575	6,804.63	81,655.60
CCEA	ACCOUNTANT (419)	5	41.2636	7,152.36	85,828.34
CCEA	ACCOUNTANT II (428)	1	36.9774	6,409.41	76,912.94
CCEA	ACCOUNTANT II (428)	2	38.8673	6,736.99	80,843.88
CCEA	ACCOUNTANT II (428)	3	40.8532	7,081.23	84,974.76
CCEA	ACCOUNTANT II (428)	4	42.9411	7,443.13	89,317.54
CCEA	ACCOUNTANT II (428)	5	45.1359	7,823.55	93,882.62
CCEA	ACCOUNTING TECHNICIAN (223)	1	27.7307	4,806.66	57,679.96
CCEA	ACCOUNTING TECHNICIAN (223)	2	29.1227	5,047.94	60,575.32
CCEA	ACCOUNTING TECHNICIAN (223)	3	30.5986	5,303.76	63,645.14
CCEA	ACCOUNTING TECHNICIAN (223)	4	32.1622	5,574.79	66,897.48
CCEA	ACCOUNTING TECHNICIAN (223)	5	33.8060	5,859.71	70,316.48
CCEA	ADMIN CLERK (207)	1	22.6021	3,917.70	47,012.42
CCEA	ADMIN CLERK (207)	2	23.7578	4,118.01	49,416.12
CCEA	ADMIN CLERK (207)	3	24.9719	4,328.46	51,941.50
CCEA	ADMIN CLERK (207)	4	26.2490	4,549.83	54,597.92
CCEA	ADMIN CLERK (207)	5	27.5927	4,782.74	57,392.92
CCEA	ADMIN CLERK-REG PT (207R)	1	22.6021	3,917.70	47,012.42
CCEA	ADMIN CLERK-REG PT (207R)	2	23.7578	4,118.01	49,416.12
CCEA	ADMIN CLERK-REG PT (207R)	3	24.9719	4,328.46	51,941.50
CCEA	ADMIN SECRETARY (222)	1	27.5927	4,782.74	57,392.92
CCEA	ADMIN SECRETARY (222)	2	28.9798	5,023.16	60,277.88
CCEA	ADMIN SECRETARY (222)	3	30.4463	5,277.35	63,328.20
CCEA	ADMIN SECRETARY (222)	4	32.0027	5,547.14	66,565.72
CCEA	ADMIN SECRETARY (222)	5	33.6369	5,830.39	69,964.70
CCEA	ANIMAL SERVICES OFFICER (307)	1	26.2490	4,549.83	54,597.92
CCEA	ANIMAL SERVICES OFFICER (307)	2	27.5927	4,782.74	57,392.92
CCEA	ANIMAL SERVICES OFFICER (307)	3	28.9798	5,023.16	60,277.88
CCEA	ANIMAL SERVICES OFFICER (307)	4	30.4463	5,277.35	63,328.20
CCEA	ANIMAL SERVICES OFFICER (307)	5	32.0027	5,547.14	66,565.72



Group	Title	Step	Hourly Rate	Monthly Rate	Annual Rate
CCEA	ASSISTANT ENGINEER (425)	1	36.5887	6,342.05	76,104.60
CCEA	ASSISTANT ENGINEER (425)	2	38.4582	6,666.10	79,993.16
CCEA	ASSISTANT ENGINEER (425)	3	40.4226	7,006.59	84,079.06
CCEA	ASSISTANT ENGINEER (425)	4	42.4889	7,364.74	88,376.86
CCEA	ASSISTANT ENGINEER (425)	5	44.6595	7,740.98	92,891.76
CCEA	ASSISTANT PLANNER (420)	1	34.1444	5,918.36	71,020.30
CCEA	ASSISTANT PLANNER (420)	2	35.8891	6,220.78	74,649.38
CCEA	ASSISTANT PLANNER (420)	3	37.7226	6,538.59	78,463.06
CCEA	ASSISTANT PLANNER (420)	4	39.6510	6,872.84	82,474.08
CCEA	ASSISTANT PLANNER (420)	5	41.6764	7,223.91	86,686.86
CCEA	ASSOC ANL Y-RATE (495)	1	39.1041	6,778.05	81,336.58
CCEA	ASSOCIATE ANALYST (415)	1	33.1378	5,743.88	68,926.52
CCEA	ASSOCIATE ANALYST (415)	2	34.8308	6,037.33	72,447.96
CCEA	ASSOCIATE ANALYST (415)	3	36.6115	6,345.99	76,151.92
CCEA	ASSOCIATE ANALYST (415)	4	38.4822	6,670.26	80,043.08
CCEA	ASSOCIATE ANALYST (415)	5	40.4478	7,010.94	84,131.32
CCEA	ASSOCIATE ENGINEER (439)	1	43.7802	7,588.58	91,062.92
CCEA	ASSOCIATE ENGINEER (439)	2	46.0167	7,976.24	95,714.84
CCEA	ASSOCIATE ENGINEER (439)	3	48.3686	8,383.90	100,606.74
CCEA	ASSOCIATE ENGINEER (439)	4	50.8392	8,812.14	105,745.64
CCEA	ASSOCIATE ENGINEER (439)	5	53.4384	9,262.65	111,151.82
CCEA	ASSOCIATE PLANNER (431)	1	39.2575	6,804.63	81,655.60
CCEA	ASSOCIATE PLANNER (431)	2	41.2636	7,152.36	85,828.34
CCEA	ASSOCIATE PLANNER (431)	3	43.3720	7,517.81	90,213.76
CCEA	ASSOCIATE PLANNER (431)	4	45.5882	7,901.96	94,823.56
CCEA	ASSOCIATE PLANNER (431)	5	47.9174	8,305.68	99,668.14
CCEA	AUDIO VISUAL OP/ANALYST-REG PT (455R)	1	41.2636	7,152.36	85,828.34
CCEA	AUDIO VISUAL OP/ANALYST-REG PT (455R)	2	43.3720	7,517.81	90,213.76
CCEA	AUDIO VISUAL OP/ANALYST-REG PT (455R)	3	45.5882	7,901.96	94,823.56
CCEA	AUTOMATED ENFORCEMENT TECH (219)	1	26.2490	4,549.83	54,597.92
CCEA	AUTOMATED ENFORCEMENT TECH (219)	2	27.5927	4,782.74	57,392.92
CCEA	AUTOMATED ENFORCEMENT TECH (219)	3	28.9798	5,023.16	60,277.88
CCEA	AUTOMATED ENFORCEMENT TECH (219)	4	30.4463	5,277.35	63,328.20
CCEA	AUTOMATED ENFORCEMENT TECH (219)	5	32.0027	5,547.14	66,565.72
CCEA	BICYCLE/PEDESTRIAN COORD (456)	1	43.7802	7,588.58	91,062.92
CCEA	BICYCLE/PEDESTRIAN COORD (456)	2	46.0167	7,976.24	95,714.84
CCEA	BICYCLE/PEDESTRIAN COORD (456)	3	48.3686	8,383.90	100,606.74
CCEA	BICYCLE/PEDESTRIAN COORD (456)	4	50.8392	8,812.14	105,745.64
CCEA	BICYCLE/PEDESTRIAN COORD (456)	5	53.4384	9,262.65	111,151.82
CCEA	BUILDING AND SAFETY INSPECTOR (327)	1	33.1378	5,743.88	68,926.52

**Note:** For FIRE job titles, the printed hourly rates are for 40-hour employees. To determine the hourly rates for 56-hour employees, divide the annual rate by 2912. (Titles with two codes in parentheses indicate they are 40-hour & 56-hour positions. The first code is for 40-hr, the second one for 56-hr.)

Group	Title	Step	Hourly Rate	Monthly Rate	Annual Rate
CCEA	BUILDING AND SAFETY INSPECTOR (327)	2	34.8308	6,037.33	72,447.96
CCEA	BUILDING AND SAFETY INSPECTOR (327)	3	36.6115	6,345.99	76,151.92
CCEA	BUILDING AND SAFETY INSPECTOR (327)	4	38.4822	6,670.26	80,043.08
CCEA	BUILDING AND SAFETY INSPECTOR (327)	5	40.4478	7,010.94	84,131.32
CCEA	BUILDING ENGINEER (433)	1	40.8532	7,081.23	84,974.76
CCEA	BUILDING ENGINEER (433)	2	42.9411	7,443.13	89,317.54
CCEA	BUILDING ENGINEER (433)	3	45.1359	7,823.55	93,882.62
CCEA	BUILDING ENGINEER (433)	4	47.4422	8,223.32	98,679.88
CCEA	BUILDING ENGINEER (433)	5	49.8661	8,643.46	103,721.54
CCEA	BUS OPERATOR (305)	0	23.1734	4,016.72	48,200.62
CCEA	BUS OPERATOR (305)	1	25.6022	4,437.72	53,252.68
CCEA	BUS OPERATOR (305)	2	26.9123	4,664.79	55,977.48
CCEA	BUS OPERATOR (305)	3	28.2826	4,902.32	58,827.86
CCEA	BUS OPERATOR (305)	4	29.6975	5,147.57	61,770.80
CCEA	BUS OPERATOR (305)	5	31.2155	5,410.69	64,928.24
CCEA	BUS OPERATOR-REG PT (305R)	1	20.9728	3,635.28	43,623.32
CCEA	BUS OPERATOR-REG PT (305R)	2	22.0443	3,821.00	45,852.04
CCEA	BUS OPERATOR-REG PT (305R)	3	23.1734	4,016.72	48,200.62
CCEA	BUSINESS TAX INSPECTOR (224)	1	27.8699	4,830.78	57,969.34
CCEA	BUSINESS TAX INSPECTOR (224)	2	29.2654	5,072.67	60,871.98
CCEA	BUSINESS TAX INSPECTOR (224)	3	30.7509	5,330.15	63,961.82
CCEA	BUSINESS TAX INSPECTOR (224)	4	32.3228	5,602.61	67,231.32
CCEA	BUSINESS TAX INSPECTOR (224)	5	33.9741	5,888.85	70,666.18
CCEA	BUYER (434)	1	41.0585	7,116.81	85,401.68
CCEA	BUYER (434)	2	43.1562	7,480.42	89,765.00
CCEA	BUYER (434)	3	45.3616	7,862.68	94,352.18
CCEA	BUYER (434)	4	47.6798	8,264.49	99,173.88
CCEA	BUYER (434)	5	50.1156	8,686.71	104,240.50
CCEA	CEMENT FINISHER (314)	1	28.4196	4,926.07	59,112.82
CCEA	CEMENT FINISHER (314)	2	29.8451	5,173.16	62,077.86
CCEA	CEMENT FINISHER (314)	3	31.3702	5,437.51	65,250.12
CCEA	CEMENT FINISHER (314)	4	32.9734	5,715.39	68,584.62
CCEA	CEMENT FINISHER (314)	5	34.6581	6,007.41	72,088.90
CCEA	CITY CLERK SPECIALIST (452)	1	31.5263	5,464.55	65,574.60
CCEA	CITY CLERK SPECIALIST (452)	2	33.1378	5,743.88	68,926.52
CCEA	CITY CLERK SPECIALIST (452)	3	34.8308	6,037.33	72,447.96
CCEA	CITY CLERK SPECIALIST (452)	4	36.6115	6,345.99	76,151.92
CCEA	CITY CLERK SPECIALIST (452)	5	38.4822	6,670.26	80,043.08
CCEA	CLAIMS/SAFETY TECHNICIAN (402)	1	31.5263	5,464.55	65,574.60
CCEA	CLAIMS/SAFETY TECHNICIAN (402)	2	33.1378	5,743.88	68,926.52
CCEA	CLAIMS/SAFETY TECHNICIAN (402)	3	34.8308	6,037.33	72,447.96

**Note:** For FIRE job titles, the printed hourly rates are for 40-hour employees. To determine the hourly rates for 56-hour employees, divide the annual rate by 2912. (Titles with two codes in parentheses indicate they are 40-hour & 56-hour positions. The first code is for 40-hr, the second one for 56-hr.)

Group	Title	Step	Hourly Rate	Monthly Rate	Annual Rate
CCEA	CLAIMS/SAFETY TECHNICIAN (402)	4	36.6115	6,345.99	76,151.92
CCEA	CLAIMS/SAFETY TECHNICIAN (402)	5	38.4822	6,670.26	80,043.08
CCEA	CLERK (200)	1	18.2326	3,160.32	37,923.86
CCEA	CLERK (200)	2	19.1645	3,321.85	39,862.16
CCEA	CLERK (200)	3	20.1447	3,491.76	41,901.08
CCEA	CLERK (200)	4	21.1756	3,670.44	44,045.30
CCEA	CLERK (200)	5	22.2570	3,857.88	46,294.56
CCEA	CLERK TYPIST (202)	1	19.4608	3,373.20	40,478.36
CCEA	CLERK TYPIST (202)	2	20.4567	3,545.84	42,550.04
CCEA	CLERK TYPIST (202)	3	21.5019	3,726.99	44,723.90
CCEA	CLERK TYPIST (202)	4	22.6021	3,917.70	47,012.42
CCEA	CLERK TYPIST (202)	5	23.7578	4,118.01	49,416.12
CCEA	CLERK TYPIST-REG PT (202R)	1	19.4608	3,373.20	40,478.36
CCEA	CLERK TYPIST-REG PT (202R)	2	20.4567	3,545.84	42,550.04
CCEA	CLERK TYPIST-REG PT (202R)	3	21.5019	3,726.99	44,723.90
CCEA	CLERK-REG PT (200R)	1	18.2326	3,160.32	37,923.86
CCEA	CLERK-REG PT (200R)	2	19.1645	3,321.85	39,862.16
CCEA	CLERK-REG PT (200R)	3	20.1447	3,491.76	41,901.08
CCEA	COACH CLEANER (231)	1	21.1825	3,671.63	44,059.60
CCEA	COACH CLEANER (231)	2	22.2661	3,859.46	46,313.54
CCEA	COACH CLEANER (231)	3	23.4050	4,056.87	48,682.40
CCEA	COACH CLEANER (231)	4	24.6012	4,264.22	51,170.60
CCEA	COACH CLEANER (231)	5	25.8588	4,482.18	53,786.20
CCEA	CODE ENFORCEMENT ANALYST (429)	1	38.1020	6,604.35	79,252.16
CCEA	CODE ENFORCEMENT ANALYST (429)	2	40.0483	6,941.70	83,300.36
CCEA	CODE ENFORCEMENT ANALYST (429)	3	42.0953	7,296.51	87,558.12
CCEA	CODE ENFORCEMENT ANALYST (429)	4	44.2457	7,669.26	92,031.16
CCEA	CODE ENFORCEMENT ANALYST (429)	5	46.5077	8,061.34	96,736.12
CCEA	CODE ENFORCEMENT OFFICER (228)	1	30.9008	5,356.13	64,273.56
CCEA	CODE ENFORCEMENT OFFICER (228)	2	32.4799	5,629.85	67,558.14
CCEA	CODE ENFORCEMENT OFFICER (228)	3	34.1395	5,917.51	71,010.16
CCEA	CODE ENFORCEMENT OFFICER (228)	4	35.8838	6,219.85	74,638.20
CCEA	CODE ENFORCEMENT OFFICER (228)	5	37.7169	6,537.59	78,451.10
CCEA	COMM SVCS OFFICER-REG PT (201R)	1	18.1480	3,145.65	37,747.84
CCEA	COMM SVCS OFFICER-REG PT (201R)	2	19.0756	3,306.44	39,677.30
CCEA	COMM SVCS OFFICER-REG PT (201R)	3	20.0511	3,475.53	41,706.34
CCEA	COMMUNICATION SUPERVISOR (453)	1	44.0610	7,637.24	91,646.88
CCEA	COMMUNICATION SUPERVISOR (453)	2	46.3137	8,027.72	96,332.60
CCEA	COMMUNICATION SUPERVISOR (453)	3	48.6800	8,437.87	101,254.40
CCEA	COMMUNICATION SUPERVISOR (453)	4	51.1664	8,868.84	106,426.06

**Note:** For FIRE job titles, the printed hourly rates are for 40-hour employees. To determine the hourly rates for 56-hour employees, divide the annual rate by 2912. (Titles with two codes in parentheses indicate they are 40-hour & 56-hour positions. The first code is for 40-hr, the second one for 56-hr.)

Group	Title	Step	Hourly Rate	Monthly Rate	Annual Rate
CCEA	COMMUNICATION SUPERVISOR (453)	5	53.7819	9,322.19	111,866.30
CCEA	COMMUNICATIONS TECHNICIAN (333)	1	38.3140	6,641.09	79,693.12
CCEA	COMMUNICATIONS TECHNICIAN (333)	2	40.2728	6,980.61	83,767.32
CCEA	COMMUNICATIONS TECHNICIAN (333)	3	42.3304	7,337.27	88,047.18
CCEA	COMMUNICATIONS TECHNICIAN (333)	4	44.4925	7,712.03	92,544.40
CCEA	COMMUNICATIONS TECHNICIAN (333)	5	46.7668	8,106.24	97,274.84
CCEA	COMPUTER PROGRAMMER (422)	1	35.0047	6,067.49	72,809.88
CCEA	COMPUTER PROGRAMMER (422)	2	36.7939	6,377.61	76,531.26
CCEA	COMPUTER PROGRAMMER (422)	3	38.6742	6,703.54	80,442.44
CCEA	COMPUTER PROGRAMMER (422)	4	40.6505	7,046.09	84,553.04
CCEA	COMPUTER PROGRAMMER (422)	5	42.7277	7,406.14	88,873.72
CCEA	CUSTODIAN (203)	1	19.7548	3,424.16	41,089.88
CCEA	CUSTODIAN (203)	2	20.7640	3,599.09	43,189.12
CCEA	CUSTODIAN (203)	3	21.8259	3,783.15	45,397.82
CCEA	CUSTODIAN (203)	4	22.9428	3,976.74	47,720.92
CCEA	CUSTODIAN (203)	5	24.1154	4,180.00	50,159.98
CCEA	CUSTODIAN-REG PT (203R)	1	19.7548	3,424.16	41,089.88
CCEA	CUSTODIAN-REG PT (203R)	2	20.7640	3,599.09	43,189.12
CCEA	CUSTODIAN-REG PT (203R)	3	21.8259	3,783.15	45,397.82
CCEA	ELEC FLEET SVCS TECH (338)	1	32.9932	5,718.83	68,625.96
CCEA	ELEC FLEET SVCS TECH (338)	2	34.6788	6,010.98	72,131.80
CCEA	ELEC FLEET SVCS TECH (338)	3	36.4515	6,318.26	75,819.12
CCEA	ELEC FLEET SVCS TECH (338)	4	38.3140	6,641.09	79,693.12
CCEA	ELEC FLEET SVCS TECH (338)	5	40.2728	6,980.61	83,767.32
CCEA	ELECTRICAL MAINT CREWLEADER (337)	1	41.0149	7,109.25	85,310.94
CCEA	ELECTRICAL MAINT CREWLEADER (337)	2	43.1115	7,472.66	89,671.92
CCEA	ELECTRICAL MAINT CREWLEADER (337)	3	45.3140	7,854.43	94,253.12
CCEA	ELECTRICAL MAINT CREWLEADER (337)	4	47.6297	8,255.82	99,069.88
CCEA	ELECTRICAL MAINT CREWLEADER (337)	5	50.0638	8,677.72	104,132.60
CCEA	ENGINEERING DRAWING & DOC TECH (432)	1	39.2575	6,804.63	81,655.60
CCEA	ENGINEERING DRAWING & DOC TECH (432)	2	41.2636	7,152.36	85,828.34
CCEA	ENGINEERING DRAWING & DOC TECH (432)	3	43.3720	7,517.81	90,213.76
CCEA	ENGINEERING DRAWING & DOC TECH (432)	4	45.5882	7,901.96	94,823.56
CCEA	ENGINEERING DRAWING & DOC TECH (432)	5	47.9174	8,305.68	99,668.14
CCEA	ENGINEERING TECHNICIAN (406)	1	30.5986	5,303.76	63,645.14
CCEA	ENGINEERING TECHNICIAN (406)	2	32.1622	5,574.79	66,897.48
CCEA	ENGINEERING TECHNICIAN (406)	3	33.8060	5,859.71	70,316.48
CCEA	ENGINEERING TECHNICIAN (406)	4	35.5328	6,159.01	73,908.12
CCEA	ENGINEERING TECHNICIAN (406)	5	37.3485	6,473.74	77,684.88
CCEA	ENVIRONMENTAL COMPLIANCE INSP (451)	1	33.3033	5,772.56	69,270.76

**Note:** For FIRE job titles, the printed hourly rates are for 40-hour employees. To determine the hourly rates for 56-hour employees, divide the annual rate by 2912. (Titles with two codes in parentheses indicate they are 40-hour & 56-hour positions. The first code is for 40-hr, the second one for 56-hr.)

Group	Title	Step	Hourly Rate	Monthly Rate	Annual Rate
CCEA	ENVIRONMENTAL COMPLIANCE INSP (451)	2	35.0047	6,067.49	72,809.88
CCEA	ENVIRONMENTAL COMPLIANCE INSP (451)	3	36.7939	6,377.61	76,531.26
CCEA	ENVIRONMENTAL COMPLIANCE INSP (451)	4	38.6742	6,703.54	80,442.44
CCEA	ENVIRONMENTAL COMPLIANCE INSP (451)	5	40.6505	7,046.09	84,553.04
CCEA	FACILITIES LEADWORKER (332)	1	34.8308	6,037.33	72,447.96
CCEA	FACILITIES LEADWORKER (332)	2	36.6115	6,345.99	76,151.92
CCEA	FACILITIES LEADWORKER (332)	3	38.4822	6,670.26	80,043.08
CCEA	FACILITIES LEADWORKER (332)	4	40.4478	7,010.94	84,131.32
CCEA	FACILITIES LEADWORKER (332)	5	42.5152	7,369.31	88,431.72
CCEA	FACILITIES MAINT CREW LEADER (322)	1	31.5263	5,464.55	65,574.60
CCEA	FACILITIES MAINT CREW LEADER (322)	2	33.1378	5,743.88	68,926.52
CCEA	FACILITIES MAINT CREW LEADER (322)	3	34.8308	6,037.33	72,447.96
CCEA	FACILITIES MAINT CREW LEADER (322)	4	36.6115	6,345.99	76,151.92
CCEA	FACILITIES MAINT CREW LEADER (322)	5	38.4822	6,670.26	80,043.08
CCEA	FACILITIES MAINTENANCE WORKER (303)	1	25.4749	4,415.65	52,987.74
CCEA	FACILITIES MAINTENANCE WORKER (303)	2	26.7778	4,641.48	55,697.72
CCEA	FACILITIES MAINTENANCE WORKER (303)	3	28.1483	4,879.03	58,548.36
CCEA	FACILITIES MAINTENANCE WORKER (303)	4	29.5524	5,122.41	61,468.94
CCEA	FACILITIES MAINTENANCE WORKER (303)	5	31.0594	5,383.63	64,603.50
CCEA	FIRE PREVENTION SPECIALIST (437)	1	42.3472	7,340.19	88,082.28
CCEA	FIRE PREVENTION SPECIALIST (437)	2	44.5119	7,715.39	92,584.70
CCEA	FIRE PREVENTION SPECIALIST (437)	3	46.7859	8,109.55	97,314.62
CCEA	FIRE PREVENTION SPECIALIST (437)	4	49.1775	8,524.10	102,289.20
CCEA	FIRE PREVENTION SPECIALIST (437)	5	51.6899	8,959.58	107,514.94
CCEA	FIRE PREVENTION SPECIALIST-REG PT (437R)	1	42.3472	7,340.19	88,082.28
CCEA	FIRE PREVENTION SPECIALIST-REG PT (437R)	2	44.5119	7,715.39	92,584.70
CCEA	FIRE PREVENTION SPECIALIST-REG PT (437R)	3	46.7859	8,109.55	97,314.62
CCEA	FLEET SERVICES ASSISTANT (210)	1	22.8290	3,957.03	47,484.32
CCEA	FLEET SERVICES ASSISTANT (210)	2	23.9966	4,159.42	49,912.98
CCEA	FLEET SERVICES ASSISTANT (210)	3	25.2229	4,371.97	52,463.58
CCEA	FLEET SERVICES ASSISTANT (210)	4	26.5128	4,595.54	55,146.52
CCEA	FLEET SERVICES ASSISTANT (210)	5	27.8699	4,830.78	57,969.34
CCEA	FLEET SERVICES ASSISTANT-REG PT (210R)	1	22.8290	3,957.03	47,484.32
CCEA	FLEET SERVICES ASSISTANT-REG PT (210R)	2	23.9966	4,159.42	49,912.98
CCEA	FLEET SERVICES ASSISTANT-REG PT (210R)	3	25.2229	4,371.97	52,463.58
CCEA	FLEET SERVICES SUPERVISOR (427)	1	37.5298	6,505.16	78,061.88
CCEA	FLEET SERVICES SUPERVISOR (427)	2	39.4478	6,837.61	82,051.32
CCEA	FLEET SERVICES SUPERVISOR (427)	3	41.4635	7,187.01	86,244.08
CCEA	FLEET SERVICES SUPERVISOR (427)	4	43.5824	7,554.28	90,651.34

**Note:** For FIRE job titles, the printed hourly rates are for 40-hour employees. To determine the hourly rates for 56-hour employees, divide the annual rate by 2912. (Titles with two codes in parentheses indicate they are 40-hour & 56-hour positions. The first code is for 40-hr, the second one for 56-hr.)

Group	Title	Step	Hourly Rate	Monthly Rate	Annual Rate
CCEA	FLEET SERVICES SUPERVISOR (427)	5	45.8098	7,940.36	95,284.28
CCEA	FLEET SERVICES TECHNICIAN (309)	1	26.3796	4,572.47	54,869.62
CCEA	FLEET SERVICES TECHNICIAN (309)	2	27.7307	4,806.66	57,679.96
CCEA	FLEET SERVICES TECHNICIAN (309)	3	29.1227	5,047.94	60,575.32
CCEA	FLEET SERVICES TECHNICIAN (309)	4	30.5986	5,303.76	63,645.14
CCEA	FLEET SERVICES TECHNICIAN (309)	5	32.1622	5,574.79	66,897.48
CCEA	FORENSIC SPECIALIST (335)	1	37.1635	6,441.67	77,300.08
CCEA	FORENSIC SPECIALIST (335)	2	39.0619	6,770.73	81,248.70
CCEA	FORENSIC SPECIALIST (335)	3	41.0585	7,116.81	85,401.68
CCEA	FORENSIC SPECIALIST (335)	4	43.1562	7,480.42	89,765.00
CCEA	FORENSIC SPECIALIST (335)	5	45.3616	7,862.68	94,352.18
CCEA	GIS ANALYST (438)	1	43.3720	7,517.81	90,213.76
CCEA	GIS ANALYST (438)	2	45.5882	7,901.96	94,823.56
CCEA	GIS ANALYST (438)	3	47.9174	8,305.68	99,668.14
CCEA	GIS ANALYST (438)	4	50.3666	8,730.22	104,762.58
CCEA	GIS ANALYST (438)	5	52.9403	9,176.31	110,115.72
CCEA	GIS TECHNICIAN (424)	1	36.0692	6,252.00	75,024.04
CCEA	GIS TECHNICIAN (424)	2	37.9122	6,571.46	78,857.48
CCEA	GIS TECHNICIAN (424)	3	39.8490	6,907.16	82,885.92
CCEA	GIS TECHNICIAN (424)	4	41.8852	7,260.11	87,121.32
CCEA	GIS TECHNICIAN (424)	5	44.0260	7,631.17	91,574.08
CCEA	GRAPHIC SERVICES ASSISTANT (209)	1	22.7138	3,937.05	47,244.60
CCEA	GRAPHIC SERVICES ASSISTANT (209)	2	23.8765	4,138.59	49,663.12
CCEA	GRAPHIC SERVICES ASSISTANT (209)	3	25.0970	4,350.15	52,201.76
CCEA	GRAPHIC SERVICES ASSISTANT (209)	4	26.3796	4,572.47	54,869.62
CCEA	GRAPHIC SERVICES ASSISTANT (209)	5	27.7307	4,806.66	57,679.96
CCEA	GRAPHIC SERVICES SUPERVISOR (413)	1	32.3228	5,602.61	67,231.32
CCEA	GRAPHIC SERVICES SUPERVISOR (413)	2	33.9741	5,888.85	70,666.18
CCEA	GRAPHIC SERVICES SUPERVISOR (413)	3	35.7103	6,189.78	74,277.32
CCEA	GRAPHIC SERVICES SUPERVISOR (413)	4	37.5354	6,506.13	78,073.58
CCEA	GRAPHIC SERVICES SUPERVISOR (413)	5	39.4529	6,838.50	82,061.98
CCEA	HEAVY EQUIPMENT OPERATOR (313)	1	27.8699	4,830.78	57,969.34
CCEA	HEAVY EQUIPMENT OPERATOR (313)	2	29.2654	5,072.67	60,871.98
CCEA	HEAVY EQUIPMENT OPERATOR (313)	3	30.7509	5,330.15	63,961.82
CCEA	HEAVY EQUIPMENT OPERATOR (313)	4	32.3228	5,602.61	67,231.32
CCEA	HEAVY EQUIPMENT OPERATOR (313)	5	33.9741	5,888.85	70,666.18
CCEA	HEAVY EQUIPMENT OPERATOR-REG PT (313R)	1	27.8699	4,830.78	57,969.34
CCEA	HEAVY EQUIPMENT OPERATOR-REG PT (313R)	2	29.2654	5,072.67	60,871.98
CCEA	HEAVY EQUIPMENT OPERATOR-REG PT (313R)	3	30.7509	5,330.15	63,961.82

**Note:** For FIRE job titles, the printed hourly rates are for 40-hour employees. To determine the hourly rates for 56-hour employees, divide the annual rate by 2912. (Titles with two codes in parentheses indicate they are 40-hour & 56-hour positions. The first code is for 40-hr, the second one for 56-hr.)

Group	Title	Step	Hourly Rate	Monthly Rate	Annual Rate
CCEA	HEAVY TRUCK DRIVER (312)	1	26.7778	4,641.48	55,697.72
CCEA	HEAVY TRUCK DRIVER (312)	2	28.1483	4,879.03	58,548.36
CCEA	HEAVY TRUCK DRIVER (312)	3	29.5524	5,122.41	61,468.94
CCEA	HEAVY TRUCK DRIVER (312)	4	31.0594	5,383.63	64,603.50
CCEA	HEAVY TRUCK DRIVER (312)	5	32.6468	5,658.77	67,905.24
CCEA	HEAVY TRUCK DRIVER-REG PT (312R)	1	26.7778	4,641.48	55,697.72
CCEA	HEAVY TRUCK DRIVER-REG PT (312R)	2	28.1483	4,879.03	58,548.36
CCEA	HEAVY TRUCK DRIVER-REG PT (312R)	3	29.5524	5,122.41	61,468.94
CCEA	HOUSING ASSISTANT (409)	1	30.7509	5,330.15	63,961.82
CCEA	HOUSING ASSISTANT (409)	2	32.3228	5,602.61	67,231.32
CCEA	HOUSING ASSISTANT (409)	3	33.9741	5,888.85	70,666.18
CCEA	HOUSING ASSISTANT (409)	4	35.7103	6,189.78	74,277.32
CCEA	HOUSING ASSISTANT (409)	5	37.5354	6,506.13	78,073.58
CCEA	HOUSING SPECIALIST (426)	1	36.6115	6,345.99	76,151.92
CCEA	HOUSING SPECIALIST (426)	2	38.4822	6,670.26	80,043.08
CCEA	HOUSING SPECIALIST (426)	3	40.4478	7,010.94	84,131.32
CCEA	HOUSING SPECIALIST (426)	4	42.5152	7,369.31	88,431.72
CCEA	HOUSING SPECIALIST (426)	5	44.6882	7,745.96	92,951.56
CCEA	HUMAN RESOURCES ASSOCIATE (410)	1	34.6788	6,010.98	72,131.80
CCEA	HUMAN RESOURCES ASSOCIATE (410)	2	36.4515	6,318.26	75,819.12
CCEA	HUMAN RESOURCES ASSOCIATE (410)	3	38.3140	6,641.09	79,693.12
CCEA	HUMAN RESOURCES ASSOCIATE (410)	4	40.2728	6,980.61	83,767.32
CCEA	HUMAN RESOURCES ASSOCIATE (410)	5	42.3304	7,337.27	88,047.18
CCEA	HUMAN RESOURCES TECHNICIAN (411)	1	31.5263	5,464.55	65,574.60
CCEA	HUMAN RESOURCES TECHNICIAN (411)	2	33.1378	5,743.88	68,926.52
CCEA	HUMAN RESOURCES TECHNICIAN (411)	3	34.8308	6,037.33	72,447.96
CCEA	HUMAN RESOURCES TECHNICIAN (411)	4	36.6115	6,345.99	76,151.92
CCEA	HUMAN RESOURCES TECHNICIAN (411)	5	38.4822	6,670.26	80,043.08
CCEA	HVAC MAINTENANCE WORKER (326)	1	32.6468	5,658.77	67,905.24
CCEA	HVAC MAINTENANCE WORKER (326)	2	34.3148	5,947.89	71,374.68
CCEA	HVAC MAINTENANCE WORKER (326)	3	36.0692	6,252.00	75,024.04
CCEA	HVAC MAINTENANCE WORKER (326)	4	37.9122	6,571.46	78,857.48
CCEA	HVAC MAINTENANCE WORKER (326)	5	39.8490	6,907.16	82,885.92
CCEA	HVAC TECHNICIAN (339)	1	34.2791	5,941.72	71,300.58
CCEA	HVAC TECHNICIAN (339)	2	36.0238	6,244.12	74,929.40
CCEA	HVAC TECHNICIAN (339)	3	37.8726	6,564.59	78,775.06
CCEA	HVAC TECHNICIAN (339)	4	39.8078	6,900.01	82,800.12
CCEA	HVAC TECHNICIAN (339)	5	41.8415	7,252.53	87,030.32
CCEA	INFORMATION SYSTEMS ANALYST (435)	1	41.2636	7,152.36	85,828.34
CCEA	INFORMATION SYSTEMS ANALYST (435)	2	43.3720	7,517.81	90,213.76
CCEA	INFORMATION SYSTEMS ANALYST (435)	3	45.5882	7,901.96	94,823.56

**Note:** For FIRE job titles, the printed hourly rates are for 40-hour employees. To determine the hourly rates for 56-hour employees, divide the annual rate by 2912. (Titles with two codes in parentheses indicate they are 40-hour & 56-hour positions. The first code is for 40-hr, the second one for 56-hr.)

Group	Title	Step	Hourly Rate	Monthly Rate	Annual Rate
CCEA	INFORMATION SYSTEMS ANALYST (435)	4	47.9174	8,305.68	99,668.14
CCEA	INFORMATION SYSTEMS ANALYST (435)	5	50.3666	8,730.22	104,762.58
CCEA	INFORMATION TECHNOLOGY ANALYST (418)	1	33.4701	5,801.49	69,617.86
CCEA	INFORMATION TECHNOLOGY ANALYST (418)	2	35.1801	6,097.89	73,174.66
CCEA	INFORMATION TECHNOLOGY ANALYST (418)	3	36.9774	6,409.41	76,912.94
CCEA	INFORMATION TECHNOLOGY ANALYST (418)	4	38.8673	6,736.99	80,843.88
CCEA	INFORMATION TECHNOLOGY ANALYST (418)	5	40.8532	7,081.23	84,974.76
CCEA	IRRIGATION MAINTENANCE TECHNIC (304)	1	25.4749	4,415.65	52,987.74
CCEA	IRRIGATION MAINTENANCE TECHNIC (304)	2	26.7778	4,641.48	55,697.72
CCEA	IRRIGATION MAINTENANCE TECHNIC (304)	3	28.1483	4,879.03	58,548.36
CCEA	IRRIGATION MAINTENANCE TECHNIC (304)	4	29.5524	5,122.41	61,468.94
CCEA	IRRIGATION MAINTENANCE TECHNIC (304)	5	31.0594	5,383.63	64,603.50
CCEA	JAILER (218)	1	25.4749	4,415.65	52,987.74
CCEA	JAILER (218)	2	26.7778	4,641.48	55,697.72
CCEA	JAILER (218)	3	28.1483	4,879.03	58,548.36
CCEA	JAILER (218)	4	29.5524	5,122.41	61,468.94
CCEA	JAILER (218)	5	31.0594	5,383.63	64,603.50
CCEA	JAILER - Y-RATE (297)	1	32.3439	5,606.27	67,275.26
CCEA	LABORER (204)	1	21.1825	3,671.63	44,059.60
CCEA	LABORER (204)	2	22.2661	3,859.46	46,313.54
CCEA	LABORER (204)	3	23.4050	4,056.87	48,682.40
CCEA	LABORER (204)	4	24.6012	4,264.22	51,170.60
CCEA	LABORER (204)	5	25.8588	4,482.18	53,786.20
CCEA	LABORER-REG PT (204R)	1	21.1825	3,671.63	44,059.60
CCEA	LABORER-REG PT (204R)	2	22.2661	3,859.46	46,313.54
CCEA	LABORER-REG PT (204R)	3	23.4050	4,056.87	48,682.40
CCEA	LEGAL SECRETARY (412)	1	32.1622	5,574.79	66,897.48
CCEA	LEGAL SECRETARY (412)	2	33.8060	5,859.71	70,316.48
CCEA	LEGAL SECRETARY (412)	3	35.5328	6,159.01	73,908.12
CCEA	LEGAL SECRETARY (412)	4	37.3485	6,473.74	77,684.88
CCEA	LEGAL SECRETARY (412)	5	39.2575	6,804.63	81,655.60
CCEA	MAINTENANCE CARPENTER (319)	1	29.5524	5,122.41	61,468.94
CCEA	MAINTENANCE CARPENTER (319)	2	31.0594	5,383.63	64,603.50
CCEA	MAINTENANCE CARPENTER (319)	3	32.6468	5,658.77	67,905.24
CCEA	MAINTENANCE CARPENTER (319)	4	34.3148	5,947.89	71,374.68
CCEA	MAINTENANCE CARPENTER (319)	5	36.0692	6,252.00	75,024.04
CCEA	MAINTENANCE ELECTRICIAN (328)	1	33.1378	5,743.88	68,926.52
CCEA	MAINTENANCE ELECTRICIAN (328)	2	34.8308	6,037.33	72,447.96
CCEA	MAINTENANCE ELECTRICIAN (328)	3	36.6115	6,345.99	76,151.92
CCEA	MAINTENANCE ELECTRICIAN (328)	4	38.4822	6,670.26	80,043.08



**Note:** For FIRE job titles, the printed hourly rates are for 40-hour employees. To determine the hourly rates for 56-hour employees, divide the annual rate by 2912. (Titles with two codes in parentheses indicate they are 40-hour & 56-hour positions. The first code is for 40-hr, the second one for 56-hr.)

Group	Title	Step	Hourly Rate	Monthly Rate	Annual Rate
CCEA	MAINTENANCE ELECTRICIAN (328)	5	40.4478	7,010.94	84,131.32
CCEA	MAINTENANCE PAINTER (317)	1	29.4084	5,097.45	61,169.42
CCEA	MAINTENANCE PAINTER (317)	2	30.9047	5,356.82	64,281.88
CCEA	MAINTENANCE PAINTER (317)	3	32.4849	5,630.71	67,568.54
CCEA	MAINTENANCE PAINTER (317)	4	34.1444	5,918.36	71,020.30
CCEA	MAINTENANCE PAINTER (317)	5	35.8891	6,220.78	74,649.38
CCEA	MAINTENANCE PLUMBER (329)	1	33.1378	5,743.88	68,926.52
CCEA	MAINTENANCE PLUMBER (329)	2	34.8308	6,037.33	72,447.96
CCEA	MAINTENANCE PLUMBER (329)	3	36.6115	6,345.99	76,151.92
CCEA	MAINTENANCE PLUMBER (329)	4	38.4822	6,670.26	80,043.08
CCEA	MAINTENANCE PLUMBER (329)	5	40.4478	7,010.94	84,131.32
CCEA	MAINTENANCE WORKER I (206)	1	22.1546	3,840.14	46,081.62
CCEA	MAINTENANCE WORKER I (206)	2	23.2886	4,036.70	48,440.34
CCEA	MAINTENANCE WORKER I (206)	3	24.4777	4,242.81	50,913.72
CCEA	MAINTENANCE WORKER I (206)	4	25.7293	4,459.74	53,516.84
CCEA	MAINTENANCE WORKER I (206)	5	27.0467	4,688.10	56,257.24
CCEA	MAINTENANCE WORKER I-REG PT (206R)	1	22.1546	3,840.14	46,081.62
CCEA	MAINTENANCE WORKER I-REG PT (206R)	2	23.2886	4,036.70	48,440.34
CCEA	MAINTENANCE WORKER I-REG PT (206R)	3	24.4777	4,242.81	50,913.72
CCEA	MAINTENANCE WORKER II (213)	1	23.5226	4,077.26	48,927.06
CCEA	MAINTENANCE WORKER II (213)	2	24.7236	4,285.43	51,425.14
CCEA	MAINTENANCE WORKER II (213)	3	25.9886	4,504.70	54,056.34
CCEA	MAINTENANCE WORKER II (213)	4	27.3190	4,735.29	56,823.52
CCEA	MAINTENANCE WORKER II (213)	5	28.6990	4,974.49	59,693.92
CCEA	MAINTENANCE WORKER II-REG PT (213R)	1	23.5226	4,077.26	48,927.06
CCEA	MAINTENANCE WORKER II-REG PT (213R)	2	24.7236	4,285.43	51,425.14
CCEA	MAINTENANCE WORKER II-REG PT (213R)	3	25.9886	4,504.70	54,056.34
CCEA	NETWORK ADMINISTRATOR (440)	1	45.3616	7,862.68	94,352.18
CCEA	NETWORK ADMINISTRATOR (440)	2	47.6798	8,264.49	99,173.88
CCEA	NETWORK ADMINISTRATOR (440)	3	50.1156	8,686.71	104,240.50
CCEA	NETWORK ADMINISTRATOR (440)	4	52.6765	9,130.59	109,567.12
CCEA	NETWORK ADMINISTRATOR (440)	5	55.3691	9,597.32	115,167.78
CCEA	OCCUPANCY SPECIALIST (232)	1	22.6021	3,917.70	47,012.42
CCEA	OCCUPANCY SPECIALIST (232)	2	23.7578	4,118.01	49,416.12
CCEA	OCCUPANCY SPECIALIST (232)	3	24.9719	4,328.46	51,941.50
CCEA	OCCUPANCY SPECIALIST (232)	4	26.2490	4,549.83	54,597.92
CCEA	OCCUPANCY SPECIALIST (232)	5	27.5927	4,782.74	57,392.92
CCEA	OFFICE AUTOMATION SPECIALIST (229)	1	30.5986	5,303.76	63,645.14
CCEA	OFFICE AUTOMATION SPECIALIST (229)	2	32.1622	5,574.79	66,897.48
CCEA	OFFICE AUTOMATION SPECIALIST (229)	3	33.8060	5,859.71	70,316.48

**Note:** For FIRE job titles, the printed hourly rates are for 40-hour employees. To determine the hourly rates for 56-hour employees, divide the annual rate by 2912. (Titles with two codes in parentheses indicate they are 40-hour & 56-hour positions. The first code is for 40-hr, the second one for 56-hr.)

Group	Title	Step	Hourly Rate	Monthly Rate	Annual Rate
CCEA	OFFICE AUTOMATION SPECIALIST (229)	4	35.5328	6,159.01	73,908.12
CCEA	OFFICE AUTOMATION SPECIALIST (229)	5	37.3485	6,473.74	77,684.88
CCEA	PARK MAINTENANCE CREWLEADER (315)	1	28.6990	4,974.49	59,693.92
CCEA	PARK MAINTENANCE CREWLEADER (315)	2	30.1438	5,224.92	62,699.00
CCEA	PARK MAINTENANCE CREWLEADER (315)	3	31.6845	5,491.98	65,903.76
CCEA	PARK MAINTENANCE CREWLEADER (315)	4	33.3033	5,772.56	69,270.76
CCEA	PARK MAINTENANCE CREWLEADER (315)	5	35.0047	6,067.49	72,809.88
CCEA	PARK PATROL OFFICER (220)	1	26.2490	4,549.83	54,597.92
CCEA	PARK PATROL OFFICER (220)	2	27.5927	4,782.74	57,392.92
CCEA	PARK PATROL OFFICER (220)	3	28.9798	5,023.16	60,277.88
CCEA	PARK PATROL OFFICER (220)	4	30.4463	5,277.35	63,328.20
CCEA	PARK PATROL OFFICER (220)	5	32.0027	5,547.14	66,565.72
CCEA	PARKING ENFORCEMENT OFFICER (214)	1	24.1154	4,180.00	50,159.98
CCEA	PARKING ENFORCEMENT OFFICER (214)	2	25.3490	4,393.83	52,725.92
CCEA	PARKING ENFORCEMENT OFFICER (214)	3	26.6447	4,618.42	55,421.08
CCEA	PARKING ENFORCEMENT OFFICER (214)	4	28.0092	4,854.94	58,259.24
CCEA	PARKING ENFORCEMENT OFFICER (214)	5	29.4084	5,097.45	61,169.42
CCEA	PARKING ENFORCEMENT SUPERVISOR (446)	1	33.1378	5,743.88	68,926.52
CCEA	PARKING ENFORCEMENT SUPERVISOR (446)	2	34.8308	6,037.33	72,447.96
CCEA	PARKING ENFORCEMENT SUPERVISOR (446)	3	36.6115	6,345.99	76,151.92
CCEA	PARKING ENFORCEMENT SUPERVISOR (446)	4	38.4822	6,670.26	80,043.08
CCEA	PARKING ENFORCEMENT SUPERVISOR (446)	5	40.4478	7,010.94	84,131.32
CCEA	PARKING METER TECHNICIAN (310)	1	27.6986	4,801.10	57,613.14
CCEA	PARKING METER TECHNICIAN (310)	2	29.1173	5,046.99	60,563.88
CCEA	PARKING METER TECHNICIAN (310)	3	30.5788	5,300.32	63,603.80
CCEA	PARKING METER TECHNICIAN (310)	4	32.1284	5,568.92	66,827.02
CCEA	PARKING METER TECHNICIAN (310)	5	33.7702	5,853.51	70,242.12
CCEA	PAYROLL TECHNICIAN (423)	1	34.6788	6,010.98	72,131.80
CCEA	PAYROLL TECHNICIAN (423)	2	36.4515	6,318.26	75,819.12
CCEA	PAYROLL TECHNICIAN (423)	3	38.3140	6,641.09	79,693.12
CCEA	PAYROLL TECHNICIAN (423)	4	40.2728	6,980.61	83,767.32
CCEA	PAYROLL TECHNICIAN (423)	5	42.3304	7,337.27	88,047.18
CCEA	PERMIT TECHNICIAN (215)	1	24.7236	4,285.43	51,425.14
CCEA	PERMIT TECHNICIAN (215)	2	25.9886	4,504.70	54,056.34
CCEA	PERMIT TECHNICIAN (215)	3	27.3190	4,735.29	56,823.52
CCEA	PERMIT TECHNICIAN (215)	4	28.6990	4,974.49	59,693.92
CCEA	PERMIT TECHNICIAN (215)	5	30.1438	5,224.92	62,699.00
CCEA	PERMIT TECHNICIAN II (230)	1	28.4321	4,928.24	59,138.82
CCEA	PERMIT TECHNICIAN II (230)	2	29.8868	5,180.37	62,164.44
CCEA	PERMIT TECHNICIAN II (230)	3	31.4169	5,445.59	65,347.10
CCEA	PERMIT TECHNICIAN II (230)	4	33.0038	5,720.65	68,647.80

**Note:** For FIRE job titles, the printed hourly rates are for 40-hour employees. To determine the hourly rates for 56-hour employees, divide the annual rate by 2912. (Titles with two codes in parentheses indicate they are 40-hour & 56-hour positions. The first code is for 40-hr, the second one for 56-hr.)

Group	Title	Step	Hourly Rate	Monthly Rate	Annual Rate
CCEA	PERMIT TECHNICIAN II (230)	5	34.6653	6,008.64	72,103.72
CCEA	PERMIT TECHNICIAN-REG PT (215R)	1	24.7236	4,285.43	51,425.14
CCEA	PERMIT TECHNICIAN-REG PT (215R)	2	25.9886	4,504.70	54,056.34
CCEA	PERMIT TECHNICIAN-REG PT (215R)	3	27.3190	4,735.29	56,823.52
CCEA	PLAN CHECK ENGINEER (436)	1	42.4889	7,364.74	88,376.86
CCEA	PLAN CHECK ENGINEER (436)	2	44.6595	7,740.98	92,891.76
CCEA	PLAN CHECK ENGINEER (436)	3	46.9418	8,136.57	97,638.84
CCEA	PLAN CHECK ENGINEER (436)	4	49.3406	8,552.38	102,628.50
CCEA	PLAN CHECK ENGINEER (436)	5	51.8628	8,989.54	107,874.52
CCEA	PLANNING TECHNICIAN (400)	1	26.2490	4,549.83	54,597.92
CCEA	PLANNING TECHNICIAN (400)	2	27.5927	4,782.74	57,392.92
CCEA	PLANNING TECHNICIAN (400)	3	28.9798	5,023.16	60,277.88
CCEA	PLANNING TECHNICIAN (400)	4	30.4463	5,277.35	63,328.20
CCEA	PLANNING TECHNICIAN (400)	5	32.0027	5,547.14	66,565.72
CCEA	PLANNING TECHNICIAN II (449)	1	33.1378	5,743.88	68,926.52
CCEA	PLANNING TECHNICIAN II (449)	2	34.8308	6,037.33	72,447.96
CCEA	PLANNING TECHNICIAN II (449)	3	36.6115	6,345.99	76,151.92
CCEA	PLANNING TECHNICIAN II (449)	4	38.4822	6,670.26	80,043.08
CCEA	PLANNING TECHNICIAN II (449)	5	40.4478	7,010.94	84,131.32
CCEA	POLICE RCRDS/PROPERTY SPRVSR (447)	1	33.1378	5,743.88	68,926.52
CCEA	POLICE RCRDS/PROPERTY SPRVSR (447)	2	34.8308	6,037.33	72,447.96
CCEA	POLICE RCRDS/PROPERTY SPRVSR (447)	3	36.6115	6,345.99	76,151.92
CCEA	POLICE RCRDS/PROPERTY SPRVSR (447)	4	38.4822	6,670.26	80,043.08
CCEA	POLICE RCRDS/PROPERTY SPRVSR (447)	5	40.4478	7,010.94	84,131.32
CCEA	POLICE RECORDS TECH-Y-RATE (296)	1	32.3439	5,606.27	67,275.26
CCEA	POLICE RECORDS TECHNICIAN (208)	1	22.6021	3,917.70	47,012.42
CCEA	POLICE RECORDS TECHNICIAN (208)	2	23.7578	4,118.01	49,416.12
CCEA	POLICE RECORDS TECHNICIAN (208)	3	24.9719	4,328.46	51,941.50
CCEA	POLICE RECORDS TECHNICIAN (208)	4	26.2490	4,549.83	54,597.92
CCEA	POLICE RECORDS TECHNICIAN (208)	5	27.5927	4,782.74	57,392.92
CCEA	POOL MAINTENANCE TECHNICIAN (330)	1	33.1378	5,743.88	68,926.52
CCEA	POOL MAINTENANCE TECHNICIAN (330)	2	34.8308	6,037.33	72,447.96
CCEA	POOL MAINTENANCE TECHNICIAN (330)	3	36.6115	6,345.99	76,151.92
CCEA	POOL MAINTENANCE TECHNICIAN (330)	4	38.4822	6,670.26	80,043.08
CCEA	POOL MAINTENANCE TECHNICIAN (330)	5	40.4478	7,010.94	84,131.32
CCEA	PROPERTY INSPECTOR (443)	1	36.2493	6,283.20	75,398.44
CCEA	PROPERTY INSPECTOR (443)	2	38.1020	6,604.35	79,252.16
CCEA	PROPERTY INSPECTOR (443)	3	40.0483	6,941.70	83,300.36
CCEA	PROPERTY INSPECTOR (443)	4	42.0953	7,296.51	87,558.12
CCEA	PROPERTY INSPECTOR (443)	5	44.2457	7,669.26	92,031.16

**Note:** For FIRE job titles, the printed hourly rates are for 40-hour employees. To determine the hourly rates for 56-hour employees, divide the annual rate by 2912. (Titles with two codes in parentheses indicate they are 40-hour & 56-hour positions. The first code is for 40-hr, the second one for 56-hr.)

Group	Title	Step	Hourly Rate	Monthly Rate	Annual Rate
CCEA	PROPERTY TECHNICIAN (221)	1	26.5128	4,595.54	55,146.52
CCEA	PROPERTY TECHNICIAN (221)	2	27.8699	4,830.78	57,969.34
CCEA	PROPERTY TECHNICIAN (221)	3	29.2654	5,072.67	60,871.98
CCEA	PROPERTY TECHNICIAN (221)	4	30.7509	5,330.15	63,961.82
CCEA	PROPERTY TECHNICIAN (221)	5	32.3228	5,602.61	67,231.32
CCEA	PUBLIC ARTS COORDINATOR (457)	1	33.1378	5,743.88	68,926.52
CCEA	PUBLIC ARTS COORDINATOR (457)	2	34.8308	6,037.33	72,447.96
CCEA	PUBLIC ARTS COORDINATOR (457)	3	36.6115	6,345.99	76,151.92
CCEA	PUBLIC ARTS COORDINATOR (457)	4	38.4822	6,670.26	80,043.08
CCEA	PUBLIC ARTS COORDINATOR (457)	5	40.4478	7,010.94	84,131.32
CCEA	PUBLIC WORKS INSPECTOR (417)	1	33.3033	5,772.56	69,270.76
CCEA	PUBLIC WORKS INSPECTOR (417)	2	35.0047	6,067.49	72,809.88
CCEA	PUBLIC WORKS INSPECTOR (417)	3	36.7939	6,377.61	76,531.26
CCEA	PUBLIC WORKS INSPECTOR (417)	4	38.6742	6,703.54	80,442.44
CCEA	PUBLIC WORKS INSPECTOR (417)	5	40.6505	7,046.09	84,553.04
CCEA	REC & COMMUNITY SVCS COORDINAT (454)	1	30.7509	5,330.15	63,961.82
CCEA	REC & COMMUNITY SVCS COORDINAT (454)	2	32.3228	5,602.61	67,231.32
CCEA	REC & COMMUNITY SVCS COORDINAT (454)	3	33.9741	5,888.85	70,666.18
CCEA	REC & COMMUNITY SVCS COORDINAT (454)	4	35.7103	6,189.78	74,277.32
CCEA	REC & COMMUNITY SVCS COORDINAT (454)	5	37.5354	6,506.13	78,073.58
CCEA	REC & COMMUNITY SVCS COORDINAT-REG PT (454R)	1	30.7509	5,330.15	63,961.82
CCEA	REC & COMMUNITY SVCS COORDINAT-REG PT (454R)	2	32.3228	5,602.61	67,231.32
CCEA	REC & COMMUNITY SVCS COORDINAT-REG PT (454R)	3	33.9741	5,888.85	70,666.18
CCEA	RECORDS MGMT COORDINATOR (450)	1	31.5263	5,464.55	65,574.60
CCEA	RECORDS MGMT COORDINATOR (450)	2	33.1378	5,743.88	68,926.52
CCEA	RECORDS MGMT COORDINATOR (450)	3	34.8308	6,037.33	72,447.96
CCEA	RECORDS MGMT COORDINATOR (450)	4	36.6115	6,345.99	76,151.92
CCEA	RECORDS MGMT COORDINATOR (450)	5	38.4822	6,670.26	80,043.08
CCEA	RECREATION COORDINATOR (227)	1	29.9937	5,198.92	62,387.00
CCEA	RECREATION COORDINATOR (227)	2	31.5263	5,464.55	65,574.60
CCEA	RECREATION COORDINATOR (227)	3	33.1378	5,743.88	68,926.52
CCEA	RECREATION COORDINATOR (227)	4	34.8308	6,037.33	72,447.96
CCEA	RECREATION COORDINATOR (227)	5	36.6115	6,345.99	76,151.92
CCEA	RECREATION COORDINATOR-REG PT (227R)	1	29.9937	5,198.92	62,387.00
CCEA	RECREATION COORDINATOR-REG PT (227R)	2	31.5263	5,464.55	65,574.60
CCEA	RECREATION COORDINATOR-REG PT (227R)	3	33.1378	5,743.88	68,926.52
CCEA	SAFETY OFFICER (444)	1	36.4291	6,314.38	75,772.58
CCEA	SAFETY OFFICER (444)	2	38.2902	6,636.98	79,643.72
CCEA	SAFETY OFFICER (444)	3	40.2472	6,976.19	83,714.28

## Salary Schedule Effective Date 01/01/2022

**Note:** For FIRE job titles, the printed hourly rates are for 40-hour employees. To determine the hourly rates for 56-hour employees, divide the annual rate by 2912. (Titles with two codes in parentheses indicate they are 40-hour & 56-hour positions. The first code is for 40-hr, the second one for 56-hr.)

Group	Title	Step	Hourly Rate	Monthly Rate	Annual Rate
CCEA	SAFETY OFFICER (444)	4	42.3041	7,332.72	87,992.58
CCEA	SAFETY OFFICER (444)	5	44.4652	7,707.31	92,487.72
CCEA	SAFETY SERVICES COMM OPER (225)	1	28.5586	4,950.16	59,401.94
CCEA	SAFETY SERVICES COMM OPER (225)	2	29.9937	5,198.92	62,387.00
CCEA	SAFETY SERVICES COMM OPER (225)	3	31.5263	5,464.55	65,574.60
CCEA	SAFETY SERVICES COMM OPER (225)	4	33.1378	5,743.88	68,926.52
CCEA	SAFETY SERVICES COMM OPER (225)	5	34.8308	6,037.33	72,447.96
CCEA	SANITATION COLLECTOR (301)	1	22.8290	3,957.03	47,484.32
CCEA	SANITATION COLLECTOR (301)	2	23.9966	4,159.42	49,912.98
CCEA	SANITATION COLLECTOR (301)	3	25.2229	4,371.97	52,463.58
CCEA	SANITATION COLLECTOR (301)	4	26.5128	4,595.54	55,146.52
CCEA	SANITATION COLLECTOR (301)	5	27.8699	4,830.78	57,969.34
CCEA	SANITATION DISPATCH (226)	1	29.2654	5,072.67	60,871.98
CCEA	SANITATION DISPATCH (226)	2	30.7509	5,330.15	63,961.82
CCEA	SANITATION DISPATCH (226)	3	32.3228	5,602.61	67,231.32
CCEA	SANITATION DISPATCH (226)	4	33.9741	5,888.85	70,666.18
CCEA	SANITATION DISPATCH (226)	5	35.7103	6,189.78	74,277.32
CCEA	SANITATION DISPATCH-REG PT (226R)	1	29.2654	5,072.67	60,871.98
CCEA	SANITATION DISPATCH-REG PT (226R)	2	30.7509	5,330.15	63,961.82
CCEA	SANITATION DISPATCH-REG PT (226R)	3	32.3228	5,602.61	67,231.32
CCEA	SANITATION DRIVER (306)	1	25.8588	4,482.18	53,786.20
CCEA	SANITATION DRIVER (306)	2	27.1824	4,711.61	56,539.34
CCEA	SANITATION DRIVER (306)	3	28.5586	4,950.16	59,401.94
CCEA	SANITATION DRIVER (306)	4	29.9937	5,198.92	62,387.00
CCEA	SANITATION DRIVER (306)	5	31.5263	5,464.55	65,574.60
CCEA	SANITATION DRIVER-REG PT (306R)	1	25.8588	4,482.18	53,786.20
CCEA	SANITATION DRIVER-REG PT (306R)	2	27.1824	4,711.61	56,539.34
CCEA	SANITATION DRIVER-REG PT (306R)	3	28.5586	4,950.16	59,401.94
CCEA	SANITATION ROLL-OFF DRIVER (311)	1	26.3796	4,572.47	54,869.62
CCEA	SANITATION ROLL-OFF DRIVER (311)	2	27.7307	4,806.66	57,679.96
CCEA	SANITATION ROLL-OFF DRIVER (311)	3	29.1227	5,047.94	60,575.32
CCEA	SANITATION ROLL-OFF DRIVER (311)	4	30.5986	5,303.76	63,645.14
CCEA	SANITATION ROLL-OFF DRIVER (311)	5	32.1622	5,574.79	66,897.48
CCEA	SCOUT VEHICLE OPERATOR (212)	1	23.2886	4,036.70	48,440.34
CCEA	SCOUT VEHICLE OPERATOR (212)	2	24.4777	4,242.81	50,913.72
CCEA	SCOUT VEHICLE OPERATOR (212)	3	25.7293	4,459.74	53,516.84
CCEA	SCOUT VEHICLE OPERATOR (212)	4	27.0467	4,688.10	56,257.24
CCEA	SCOUT VEHICLE OPERATOR (212)	5	28.4196	4,926.07	59,112.82
CCEA	SCOUT VEHICLE OPERATOR-REG PT (212R)	1	23.2886	4,036.70	48,440.34
CCEA	SCOUT VEHICLE OPERATOR-REG PT (212R)	2	24.4777	4,242.81	50,913.72

**Note:** For FIRE job titles, the printed hourly rates are for 40-hour employees. To determine the hourly rates for 56-hour employees, divide the annual rate by 2912. (Titles with two codes in parentheses indicate they are 40-hour & 56-hour positions. The first code is for 40-hr, the second one for 56-hr.)

Group	Title	Step	Hourly Rate	Monthly Rate	Annual Rate
CCEA	SCOUT VEHICLE OPERATOR-REG PT (212R)	3	25.7293	4,459.74	53,516.84
CCEA	SECRETARY (216)	1	24.7236	4,285.43	51,425.14
CCEA	SECRETARY (216)	2	25.9886	4,504.70	54,056.34
CCEA	SECRETARY (216)	3	27.3190	4,735.29	56,823.52
CCEA	SECRETARY (216)	4	28.6990	4,974.49	59,693.92
CCEA	SECRETARY (216)	5	30.1438	5,224.92	62,699.00
CCEA	SECRETARY Y-RATE (295)	1	32.8451	5,693.16	68,317.86
CCEA	SERVICE DESK TECHNICIAN (403)	1	29.1227	5,047.94	60,575.32
CCEA	SERVICE DESK TECHNICIAN (403)	2	30.5986	5,303.76	63,645.14
CCEA	SERVICE DESK TECHNICIAN (403)	3	32.1622	5,574.79	66,897.48
CCEA	SERVICE DESK TECHNICIAN (403)	4	33.8060	5,859.71	70,316.48
CCEA	SERVICE DESK TECHNICIAN (403)	5	35.5328	6,159.01	73,908.12
CCEA	SEWER LIFT STATION ELECTRO MEC (318)	1	29.4084	5,097.45	61,169.42
CCEA	SEWER LIFT STATION ELECTRO MEC (318)	2	30.9047	5,356.82	64,281.88
CCEA	SEWER LIFT STATION ELECTRO MEC (318)	3	32.4849	5,630.71	67,568.54
CCEA	SEWER LIFT STATION ELECTRO MEC (318)	4	34.1444	5,918.36	71,020.30
CCEA	SEWER LIFT STATION ELECTRO MEC (318)	5	35.8891	6,220.78	74,649.38
CCEA	SOLID WASTE & RECYC CRW SPVR (405)	1	34.5763	5,993.22	71,918.60
CCEA	SOLID WASTE & RECYC CRW SPVR (405)	2	36.3396	6,298.87	75,586.42
CCEA	SOLID WASTE & RECYC CRW SPVR (405)	3	38.1969	6,620.79	79,449.50
CCEA	SOLID WASTE & RECYC CRW SPVR (405)	4	40.1484	6,959.05	83,508.62
CCEA	SOLID WASTE & RECYC CRW SPVR (405)	5	42.2009	7,314.82	87,777.82
CCEA	SR & SOCIAL SERVICES SPEC (408)	1	30.7509	5,330.15	63,961.82
CCEA	SR & SOCIAL SERVICES SPEC (408)	2	32.3228	5,602.61	67,231.32
CCEA	SR & SOCIAL SERVICES SPEC (408)	3	33.9741	5,888.85	70,666.18
CCEA	SR & SOCIAL SERVICES SPEC (408)	4	35.7103	6,189.78	74,277.32
CCEA	SR & SOCIAL SERVICES SPEC (408)	5	37.5354	6,506.13	78,073.58
CCEA	SR ACCOUNT CLERK (217)	1	24.9719	4,328.46	51,941.50
CCEA	SR ACCOUNT CLERK (217)	2	26.2490	4,549.83	54,597.92
CCEA	SR ACCOUNT CLERK (217)	3	27.5927	4,782.74	57,392.92
CCEA	SR ACCOUNT CLERK (217)	4	28.9798	5,023.16	60,277.88
CCEA	SR ACCOUNT CLERK (217)	5	30.4463	5,277.35	63,328.20
CCEA	SR COMP PROGRAMMER ANALYST (442)	1	47.9174	8,305.68	99,668.14
CCEA	SR COMP PROGRAMMER ANALYST (442)	2	50.3666	8,730.22	104,762.58
CCEA	SR COMP PROGRAMMER ANALYST (442)	3	52.9403	9,176.31	110,115.72
CCEA	SR COMP PROGRAMMER ANALYST (442)	4	55.6451	9,645.16	115,741.86
CCEA	SR COMP PROGRAMMER ANALYST (442)	5	58.4890	10,138.09	121,657.12
CCEA	SR ENGINEERING TECHNICIAN (416)	1	33.3033	5,772.56	69,270.76
CCEA	SR ENGINEERING TECHNICIAN (416)	2	35.0047	6,067.49	72,809.88
CCEA	SR ENGINEERING TECHNICIAN (416)	3	36.7939	6,377.61	76,531.26

**Note:** For FIRE job titles, the printed hourly rates are for 40-hour employees. To determine the hourly rates for 56-hour employees, divide the annual rate by 2912. (Titles with two codes in parentheses indicate they are 40-hour & 56-hour positions. The first code is for 40-hr, the second one for 56-hr.)

Group	Title	Step	Hourly Rate	Monthly Rate	Annual Rate
CCEA	SR ENGINEERING TECHNICIAN (416)	4	38.6742	6,703.54	80,442.44
CCEA	SR ENGINEERING TECHNICIAN (416)	5	40.6505	7,046.09	84,553.04
CCEA	SR FLEET SERVICES TECHNICIAN (321)	1	29.9937	5,198.92	62,387.00
CCEA	SR FLEET SERVICES TECHNICIAN (321)	2	31.5263	5,464.55	65,574.60
CCEA	SR FLEET SERVICES TECHNICIAN (321)	3	33.1378	5,743.88	68,926.52
CCEA	SR FLEET SERVICES TECHNICIAN (321)	4	34.8308	6,037.33	72,447.96
CCEA	SR FLEET SERVICES TECHNICIAN (321)	5	36.6115	6,345.99	76,151.92
CCEA	SR FORENSIC SPECIALIST (448)	1	40.8795	7,085.78	85,029.36
CCEA	SR FORENSIC SPECIALIST (448)	2	42.9681	7,447.81	89,373.70
CCEA	SR FORENSIC SPECIALIST (448)	3	45.1643	7,828.47	93,941.64
CCEA	SR FORENSIC SPECIALIST (448)	4	47.4717	8,228.44	98,741.24
CCEA	SR FORENSIC SPECIALIST (448)	5	49.8978	8,648.94	103,787.32
CCEA	SR JAILER (404)	1	29.5524	5,122.41	61,468.94
CCEA	SR JAILER (404)	2	31.0594	5,383.63	64,603.50
CCEA	SR JAILER (404)	3	32.6468	5,658.77	67,905.24
CCEA	SR JAILER (404)	4	34.3148	5,947.89	71,374.68
CCEA	SR JAILER (404)	5	36.0692	6,252.00	75,024.04
CCEA	SR PUBLIC WORKS INSPECTOR (445)	1	37.5354	6,506.13	78,073.58
CCEA	SR PUBLIC WORKS INSPECTOR (445)	2	39.4529	6,838.50	82,061.98
CCEA	SR PUBLIC WORKS INSPECTOR (445)	3	41.4701	7,188.16	86,257.86
CCEA	SR PUBLIC WORKS INSPECTOR (445)	4	43.5892	7,555.47	90,665.64
CCEA	SR PUBLIC WORKS INSPECTOR (445)	5	45.8163	7,941.48	95,297.80
CCEA	SR WELDER (340)	1	31.8060	5,513.04	66,156.48
CCEA	SR WELDER (340)	2	33.4317	5,794.84	69,538.04
CCEA	SR WELDER (340)	3	35.1397	6,090.89	73,090.68
CCEA	SR WELDER (340)	4	37.1188	6,433.92	77,207.00
CCEA	SR WELDER (340)	5	38.8229	6,729.30	80,751.58
CCEA	STAFF ASST/SOLID WASTE OPS (421)	1	36.4291	6,314.38	75,772.58
CCEA	STAFF ASST/SOLID WASTE OPS (421)	2	38.2902	6,636.98	79,643.72
CCEA	STAFF ASST/SOLID WASTE OPS (421)	3	40.2472	6,976.19	83,714.28
CCEA	STAFF ASST/SOLID WASTE OPS (421)	4	42.3041	7,332.72	87,992.58
CCEA	STAFF ASST/SOLID WASTE OPS (421)	5	44.4652	7,707.31	92,487.72
CCEA	STORES SPECIALIST (211)	1	23.2874	4,036.48	48,437.74
CCEA	STORES SPECIALIST (211)	2	24.4789	4,243.01	50,916.06
CCEA	STORES SPECIALIST (211)	3	25.7296	4,459.80	53,517.62
CCEA	STORES SPECIALIST (211)	4	27.0457	4,687.93	56,255.16
CCEA	STORES SPECIALIST (211)	5	28.4299	4,927.85	59,134.14
CCEA	STREET LIGHTS TECHNICIAN (331)	1	33.1378	5,743.88	68,926.52
CCEA	STREET LIGHTS TECHNICIAN (331)	2	34.8308	6,037.33	72,447.96
CCEA	STREET LIGHTS TECHNICIAN (331)	3	36.6115	6,345.99	76,151.92
CCEA	STREET LIGHTS TECHNICIAN (331)	4	38.4822	6,670.26	80,043.08

**Note:** For FIRE job titles, the printed hourly rates are for 40-hour employees. To determine the hourly rates for 56-hour employees, divide the annual rate by 2912. (Titles with two codes in parentheses indicate they are 40-hour & 56-hour positions. The first code is for 40-hr, the second one for 56-hr.)

Group	Title	Step	Hourly Rate	Monthly Rate	Annual Rate
CCEA	STREET LIGHTS TECHNICIAN (331)	5	40.4478	7,010.94	84,131.32
CCEA	STREET MAINTENANCE CREW LEADER (323)	1	31.5263	5,464.55	65,574.60
CCEA	STREET MAINTENANCE CREW LEADER (323)	2	33.1378	5,743.88	68,926.52
CCEA	STREET MAINTENANCE CREW LEADER (323)	3	34.8308	6,037.33	72,447.96
CCEA	STREET MAINTENANCE CREW LEADER (323)	4	36.6115	6,345.99	76,151.92
CCEA	STREET MAINTENANCE CREW LEADER (323)	5	38.4822	6,670.26	80,043.08
CCEA	STRUCTURAL REHAB SPECIALIST (334)	1	38.0617	6,597.37	79,168.44
CCEA	STRUCTURAL REHAB SPECIALIST (334)	2	40.0071	6,934.57	83,214.82
CCEA	STRUCTURAL REHAB SPECIALIST (334)	3	42.0507	7,288.80	87,465.56
CCEA	STRUCTURAL REHAB SPECIALIST (334)	4	44.2001	7,661.36	91,936.26
CCEA	STRUCTURAL REHAB SPECIALIST (334)	5	46.4579	8,052.70	96,632.38
CCEA	SUBDRAIN CREWLEADER (324)	1	31.5263	5,464.55	65,574.60
CCEA	SUBDRAIN CREWLEADER (324)	2	33.1378	5,743.88	68,926.52
CCEA	SUBDRAIN CREWLEADER (324)	3	34.8308	6,037.33	72,447.96
CCEA	SUBDRAIN CREWLEADER (324)	4	36.6115	6,345.99	76,151.92
CCEA	SUBDRAIN CREWLEADER (324)	5	38.4822	6,670.26	80,043.08
CCEA	SUBDRAIN WORKER (302)	1	24.1154	4,180.00	50,159.98
CCEA	SUBDRAIN WORKER (302)	2	25.3490	4,393.83	52,725.92
CCEA	SUBDRAIN WORKER (302)	3	26.6447	4,618.42	55,421.08
CCEA	SUBDRAIN WORKER (302)	4	28.0092	4,854.94	58,259.24
CCEA	SUBDRAIN WORKER (302)	5	29.4084	5,097.45	61,169.42
CCEA	TELECOMMUNICATIONS ANALYST (430)	1	42.5417	7,373.90	88,486.84
CCEA	TELECOMMUNICATIONS ANALYST (430)	2	44.7156	7,750.71	93,008.50
CCEA	TELECOMMUNICATIONS ANALYST (430)	3	47.0005	8,146.75	97,761.04
CCEA	TELECOMMUNICATIONS ANALYST (430)	4	49.4028	8,563.14	102,757.72
CCEA	TELECOMMUNICATIONS ANALYST (430)	5	51.9264	9,000.57	108,006.86
CCEA	TRAFFIC PAINTER (308)	1	26.2490	4,549.83	54,597.92
CCEA	TRAFFIC PAINTER (308)	2	27.5927	4,782.74	57,392.92
CCEA	TRAFFIC PAINTER (308)	3	28.9798	5,023.16	60,277.88
CCEA	TRAFFIC PAINTER (308)	4	30.4463	5,277.35	63,328.20
CCEA	TRAFFIC PAINTER (308)	5	32.0027	5,547.14	66,565.72
CCEA	TRAFFIC PAINTING CREWLEADER (325)	1	32.0027	5,547.14	66,565.72
CCEA	TRAFFIC PAINTING CREWLEADER (325)	2	33.6369	5,830.39	69,964.70
CCEA	TRAFFIC PAINTING CREWLEADER (325)	3	35.3564	6,128.44	73,541.26
CCEA	TRAFFIC PAINTING CREWLEADER (325)	4	37.1635	6,441.67	77,300.08
CCEA	TRAFFIC PAINTING CREWLEADER (325)	5	39.0619	6,770.73	81,248.70
CCEA	TRAFFIC SIGNAL TECHNICIAN (336)	1	39.0619	6,770.73	81,248.70
CCEA	TRAFFIC SIGNAL TECHNICIAN (336)	2	41.0585	7,116.81	85,401.68
CCEA	TRAFFIC SIGNAL TECHNICIAN (336)	3	43.1562	7,480.42	89,765.00
CCEA	TRAFFIC SIGNAL TECHNICIAN (336)	4	45.3616	7,862.68	94,352.18
CCEA	TRAFFIC SIGNAL TECHNICIAN (336)	5	47.6798	8,264.49	99,173.88



**Note:** For FIRE job titles, the printed hourly rates are for 40-hour employees. To determine the hourly rates for 56-hour employees, divide the annual rate by 2912. (Titles with two codes in parentheses indicate they are 40-hour & 56-hour positions. The first code is for 40-hr, the second one for 56-hr.)

Group	Title	Step	Hourly Rate	Monthly Rate	Annual Rate
CCEA	TRAINING & SAFETY INSTRUCTOR (414)	1	35.7103	6,189.78	74,277.32
CCEA	TRAINING & SAFETY INSTRUCTOR (414)	2	37.5354	6,506.13	78,073.58
CCEA	TRAINING & SAFETY INSTRUCTOR (414)	3	39.4529	6,838.50	82,061.98
CCEA	TRAINING & SAFETY INSTRUCTOR (414)	4	41.4701	7,188.16	86,257.86
CCEA	TRAINING & SAFETY INSTRUCTOR (414)	5	43.5892	7,555.47	90,665.64
CCEA	TRANSIT OPERATIONS SUPERVISOR (407)	1	35.6728	6,183.28	74,199.32
CCEA	TRANSIT OPERATIONS SUPERVISOR (407)	2	37.4958	6,499.26	77,991.16
CCEA	TRANSIT OPERATIONS SUPERVISOR (407)	3	39.4122	6,831.46	81,977.48
CCEA	TRANSIT OPERATIONS SUPERVISOR (407)	4	41.4255	7,180.42	86,165.04
CCEA	TRANSIT OPERATIONS SUPERVISOR (407)	5	43.5436	7,547.56	90,570.74
CCEA	URBAN FORESTER (316)	1	30.1441	5,224.98	62,699.78
CCEA	URBAN FORESTER (316)	2	31.6850	5,492.07	65,904.80
CCEA	URBAN FORESTER (316)	3	33.3029	5,772.50	69,269.98
CCEA	URBAN FORESTER (316)	4	35.0049	6,067.51	72,810.14
CCEA	URBAN FORESTER (316)	5	36.7941	6,377.65	76,531.78
CCEA	VAN DRIVER (300)	1	21.2882	3,689.96	44,279.56
CCEA	VAN DRIVER (300)	2	22.2661	3,859.46	46,313.54
CCEA	VAN DRIVER (300)	3	23.4050	4,056.87	48,682.40
CCEA	VAN DRIVER (300)	4	24.6012	4,264.22	51,170.60
CCEA	VAN DRIVER (300)	5	25.8588	4,482.18	53,786.20
CCEA	WAREHOUSE SUPERVISOR (401)	1	29.1879	5,059.23	60,710.78
CCEA	WAREHOUSE SUPERVISOR (401)	2	30.6816	5,318.15	63,817.78
CCEA	WAREHOUSE SUPERVISOR (401)	3	32.2120	5,583.41	67,000.96
CCEA	WAREHOUSE SUPERVISOR (401)	4	33.8548	5,868.16	70,417.88
CCEA	WAREHOUSE SUPERVISOR (401)	5	35.5851	6,168.09	74,017.06
CCEA	WEBMASTER (441)	1	47.2058	8,182.33	98,187.96
CCEA	WEBMASTER (441)	2	49.6190	8,600.63	103,207.52
CCEA	WEBMASTER (441)	3	52.1544	9,040.09	108,481.10
CCEA	WEBMASTER (441)	4	54.8195	9,502.05	114,024.56
CCEA	WEBMASTER (441)	5	57.6203	9,987.51	119,850.12
CCEA	WELDER (320)	1	30.2915	5,250.53	63,006.32
CCEA	WELDER (320)	2	31.8398	5,518.89	66,226.68
CCEA	WELDER (320)	3	33.4663	5,800.82	69,609.80
CCEA	WELDER (320)	4	35.3512	6,127.55	73,530.60
CCEA	WELDER (320)	5	36.9743	6,408.87	76,906.44
CCEA	WELDER-REG PT (320R)	1	30.2915	5,250.53	63,006.32
CCEA	WELDER-REG PT (320R)	2	31.8398	5,518.89	66,226.68
CCEA	WELDER-REG PT (320R)	3	33.4663	5,800.82	69,609.80

**Note:** For FIRE job titles, the printed hourly rates are for 40-hour employees. To determine the hourly rates for 56-hour employees, divide the annual rate by 2912. (Titles with two codes in parentheses indicate they are 40-hour & 56-hour positions. The first code is for 40-hr, the second one for 56-hr.)

Group	Title	Step	Hourly Rate	Monthly Rate	Annual Rate
CCMG	ACCOUNTG & INVESTMENTS MANAGER (837)	1	56.7940	9,844.29	118,131.52
CCMG	ACCOUNTG & INVESTMENTS MANAGER (837)	2	59.6967	10,347.44	124,169.24
CCMG	ACCOUNTG & INVESTMENTS MANAGER (837)	3	62.7461	10,876.00	130,511.94
CCMG	ACCOUNTG & INVESTMENTS MANAGER (837)	4	65.9531	11,431.88	137,182.50
CCMG	ACCOUNTG & INVESTMENTS MANAGER (837)	5	69.3229	12,015.97	144,191.58
CCMG	ACCOUNTING OPERATIONS MANAGER (803)	1	51.6308	8,949.33	107,391.96
CCMG	ACCOUNTING OPERATIONS MANAGER (803)	2	54.2697	9,406.76	112,881.08
CCMG	ACCOUNTING OPERATIONS MANAGER (803)	3	57.0420	9,887.28	118,647.36
CCMG	ACCOUNTING OPERATIONS MANAGER (803)	4	59.9573	10,392.59	124,711.08
CCMG	ACCOUNTING OPERATIONS MANAGER (803)	5	63.0209	10,923.62	131,083.42
CCMG	ADVANCE PLANNING MANAGER (826)	1	66.9044	11,596.76	139,161.10
CCMG	ADVANCE PLANNING MANAGER (826)	2	70.3242	12,189.54	146,274.44
CCMG	ADVANCE PLANNING MANAGER (826)	3	73.9177	12,812.41	153,748.92
CCMG	ADVANCE PLANNING MANAGER (826)	4	77.6949	13,467.11	161,605.34
CCMG	ADVANCE PLANNING MANAGER (826)	5	81.6642	14,155.14	169,861.64
CCMG	ASSISTANT CITY ATTORNEY (818)	1	85.6392	14,844.14	178,129.64
CCMG	ASSISTANT CITY ATTORNEY (818)	2	90.0170	15,602.95	187,235.36
CCMG	ASSISTANT CITY ATTORNEY (818)	3	94.6160	16,400.11	196,801.28
CCMG	ASSISTANT CITY ATTORNEY (818)	4	99.4500	17,238.00	206,856.00
CCMG	ASSISTANT CITY ATTORNEY (818)	5	104.5310	18,118.71	217,424.48
CCMG	ASST CHIEF FINANCIAL OFFICER (824)	1	70.3242	12,189.54	146,274.44
CCMG	ASST CHIEF FINANCIAL OFFICER (824)	2	73.9177	12,812.41	153,748.92
CCMG	ASST CHIEF FINANCIAL OFFICER (824)	3	77.6949	13,467.11	161,605.34
CCMG	ASST CHIEF FINANCIAL OFFICER (824)	4	81.6642	14,155.14	169,861.64
CCMG	ASST CHIEF FINANCIAL OFFICER (824)	5	85.8376	14,878.52	178,542.26
CCMG	ASST CHIEF TRANSPRTN OFFICER (821)	1	64.9326	11,254.99	135,059.86
CCMG	ASST CHIEF TRANSPRTN OFFICER (821)	2	68.2507	11,830.13	141,961.56
CCMG	ASST CHIEF TRANSPRTN OFFICER (821)	3	71.7378	12,434.54	149,214.52
CCMG	ASST CHIEF TRANSPRTN OFFICER (821)	4	75.4034	13,069.92	156,839.02
CCMG	ASST CHIEF TRANSPRTN OFFICER (821)	5	79.2564	13,737.77	164,853.26
CCMG	ASST ENVRN PROGAMS/OPS MGR (832)	1	53.7299	9,313.18	111,758.14
CCMG	ASST ENVRN PROGAMS/OPS MGR (832)	2	56.4765	9,789.26	117,471.12
CCMG	ASST ENVRN PROGAMS/OPS MGR (832)	3	59.3625	10,289.50	123,474.00
CCMG	ASST ENVRN PROGAMS/OPS MGR (832)	4	62.3955	10,815.22	129,782.64
CCMG	ASST ENVRN PROGAMS/OPS MGR (832)	5	65.5828	11,367.68	136,412.12
CCMG	ASST MAINT OPERATIONS MANAGER (823)	1	47.6727	8,263.28	99,159.32
CCMG	ASST MAINT OPERATIONS MANAGER (823)	2	50.1084	8,685.45	104,225.42
CCMG	ASST MAINT OPERATIONS MANAGER (823)	3	52.6687	9,129.25	109,551.00
CCMG	ASST MAINT OPERATIONS MANAGER (823)	4	55.3603	9,595.78	115,149.32

## Salary Schedule Effective Date 01/01/2022

**Note:** For FIRE job titles, the printed hourly rates are for 40-hour employees. To determine the hourly rates for 56-hour employees, divide the annual rate by 2912. (Titles with two codes in parentheses indicate they are 40-hour & 56-hour positions. The first code is for 40-hr, the second one for 56-hr.)

Group	Title	Step	Hourly Rate	Monthly Rate	Annual Rate
CCMG	ASST MAINT OPERATIONS MANAGER (823)	5	58.1901	10,086.29	121,035.46
CCMG	BUDGET & FINANCIAL OPS MANAGER (804)	1	56.7940	9,844.29	118,131.52
CCMG	BUDGET & FINANCIAL OPS MANAGER (804)	2	59.6967	10,347.44	124,169.24
CCMG	BUDGET & FINANCIAL OPS MANAGER (804)	3	62.7461	10,876.00	130,511.94
CCMG	BUDGET & FINANCIAL OPS MANAGER (804)	4	65.9531	11,431.88	137,182.50
CCMG	BUDGET & FINANCIAL OPS MANAGER (804)	5	69.3229	12,015.97	144,191.58
CCMG	BUDGET MANAGEMENT ANALYST (709)	1	43.3655	7,516.69	90,200.24
CCMG	BUDGET MANAGEMENT ANALYST (709)	2	45.5821	7,900.90	94,810.82
CCMG	BUDGET MANAGEMENT ANALYST (709)	3	47.9113	8,304.62	99,655.40
CCMG	BUDGET MANAGEMENT ANALYST (709)	4	50.3593	8,728.94	104,747.24
CCMG	BUDGET MANAGEMENT ANALYST (709)	5	52.9320	9,174.88	110,098.56
CCMG	BUILDING MAINTENANCE SUPV (706)	1	40.6459	7,045.29	84,543.42
CCMG	BUILDING MAINTENANCE SUPV (706)	2	42.7230	7,405.32	88,863.84
CCMG	BUILDING MAINTENANCE SUPV (706)	3	44.9065	7,783.79	93,405.52
CCMG	BUILDING MAINTENANCE SUPV (706)	4	47.2014	8,181.57	98,178.86
CCMG	BUILDING MAINTENANCE SUPV (706)	5	49.6125	8,599.50	103,194.00
CCMG	BUILDING OFFICIAL (817)	1	68.9349	11,948.71	143,384.54
CCMG	BUILDING OFFICIAL (817)	2	72.4576	12,559.32	150,711.86
CCMG	BUILDING OFFICIAL (817)	3	76.1601	13,201.09	158,413.06
CCMG	BUILDING OFFICIAL (817)	4	80.0497	13,875.29	166,503.48
CCMG	BUILDING OFFICIAL (817)	5	84.1426	14,584.72	175,016.66
CCMG	CITY CLERK (828)	1	70.3242	12,189.54	146,274.44
CCMG	CITY CLERK (828)	2	73.9177	12,812.41	153,748.92
CCMG	CITY CLERK (828)	3	77.6949	13,467.11	161,605.34
CCMG	CITY CLERK (828)	4	81.6642	14,155.14	169,861.64
CCMG	CITY CLERK (828)	5	85.8376	14,878.52	178,542.26
CCMG	CLAIMS & SAFETY COORDINATOR (711)	1	44.0192	7,630.00	91,560.04
CCMG	CLAIMS & SAFETY COORDINATOR (711)	2	46.2688	8,019.92	96,239.00
CCMG	CLAIMS & SAFETY COORDINATOR (711)	3	48.6334	8,429.79	101,157.42
CCMG	CLAIMS & SAFETY COORDINATOR (711)	4	51.1179	8,860.43	106,325.18
CCMG	CLAIMS & SAFETY COORDINATOR (711)	5	53.7299	9,313.18	111,758.14
CCMG	COMMUNICATION SUPERVISOR (830)	1	44.0610	7,637.24	91,646.88
CCMG	COMMUNICATION SUPERVISOR (830)	2	46.3137	8,027.72	96,332.60
CCMG	COMMUNICATION SUPERVISOR (830)	3	48.6800	8,437.87	101,254.40
CCMG	COMMUNICATION SUPERVISOR (830)	4	51.1664	8,868.84	106,426.06
CCMG	COMMUNICATION SUPERVISOR (830)	5	53.7819	9,322.19	111,866.30
CCMG	CULTURAL AFFAIRS MANAGER (724)	1	56.7940	9,844.29	118,131.52
CCMG	CULTURAL AFFAIRS MANAGER (724)	2	59.6967	10,347.44	124,169.24
CCMG	CULTURAL AFFAIRS MANAGER (724)	3	62.7461	10,876.00	130,511.94
CCMG	CULTURAL AFFAIRS MANAGER (724)	4	65.9531	11,431.88	137,182.50
CCMG	CULTURAL AFFAIRS MANAGER (724)	5	69.3229	12,015.97	144,191.58

**Note:** For FIRE job titles, the printed hourly rates are for 40-hour employees. To determine the hourly rates for 56-hour employees, divide the annual rate by 2912. (Titles with two codes in parentheses indicate they are 40-hour & 56-hour positions. The first code is for 40-hr, the second one for 56-hr.)

Group	Title	Step	Hourly Rate	Monthly Rate	Annual Rate
CCMG	CURRENT PLANNING MANAGER (831)	1	66.9044	11,596.76	139,161.10
CCMG	CURRENT PLANNING MANAGER (831)	2	70.3242	12,189.54	146,274.44
CCMG	CURRENT PLANNING MANAGER (831)	3	73.9177	12,812.41	153,748.92
CCMG	CURRENT PLANNING MANAGER (831)	4	77.6949	13,467.11	161,605.34
CCMG	CURRENT PLANNING MANAGER (831)	5	81.6642	14,155.14	169,861.64
CCMG	DEP CMTY DEV DIR/ECON DEV MGR (819)	1	70.3242	12,189.54	146,274.44
CCMG	DEP CMTY DEV DIR/ECON DEV MGR (819)	2	73.9177	12,812.41	153,748.92
CCMG	DEP CMTY DEV DIR/ECON DEV MGR (819)	3	77.6949	13,467.11	161,605.34
CCMG	DEP CMTY DEV DIR/ECON DEV MGR (819)	4	81.6642	14,155.14	169,861.64
CCMG	DEP CMTY DEV DIR/ECON DEV MGR (819)	5	85.8376	14,878.52	178,542.26
CCMG	DEP CMTY DEV DIR/PLANNING MGR (816)	1	66.9044	11,596.76	139,161.10
CCMG	DEP CMTY DEV DIR/PLANNING MGR (816)	2	70.3242	12,189.54	146,274.44
CCMG	DEP CMTY DEV DIR/PLANNING MGR (816)	3	73.9177	12,812.41	153,748.92
CCMG	DEP CMTY DEV DIR/PLANNING MGR (816)	4	77.6949	13,467.11	161,605.34
CCMG	DEP CMTY DEV DIR/PLANNING MGR (816)	5	81.6642	14,155.14	169,861.64
CCMG	DEPUTY BUILDING OFFICIAL (835)	1	56.7940	9,844.29	118,131.52
CCMG	DEPUTY BUILDING OFFICIAL (835)	2	59.6967	10,347.44	124,169.24
CCMG	DEPUTY BUILDING OFFICIAL (835)	3	62.7461	10,876.00	130,511.94
CCMG	DEPUTY BUILDING OFFICIAL (835)	4	65.9531	11,431.88	137,182.50
CCMG	DEPUTY BUILDING OFFICIAL (835)	5	69.3229	12,015.97	144,191.58
CCMG	DEPUTY CITY ATTORNEY I (720)	1	60.2573	10,444.59	125,335.08
CCMG	DEPUTY CITY ATTORNEY I (720)	2	63.3366	10,978.35	131,740.18
CCMG	DEPUTY CITY ATTORNEY I (720)	3	66.5717	11,539.10	138,469.24
CCMG	DEPUTY CITY ATTORNEY I (720)	4	69.9729	12,128.63	145,543.58
CCMG	DEPUTY CITY ATTORNEY I (720)	5	73.5505	12,748.75	152,985.04
CCMG	DEPUTY CITY ATTORNEY II (721)	1	64.9326	11,254.99	135,059.86
CCMG	DEPUTY CITY ATTORNEY II (721)	2	68.2507	11,830.13	141,961.56
CCMG	DEPUTY CITY ATTORNEY II (721)	3	71.7378	12,434.54	149,214.52
CCMG	DEPUTY CITY ATTORNEY II (721)	4	75.4034	13,069.92	156,839.02
CCMG	DEPUTY CITY ATTORNEY II (721)	5	79.2564	13,737.77	164,853.26
CCMG	DEPUTY CITY ATTORNEY III (725)	1	73.3740	12,718.16	152,617.92
CCMG	DEPUTY CITY ATTORNEY III (725)	2	77.1234	13,368.05	160,416.62
CCMG	DEPUTY CITY ATTORNEY III (725)	3	81.0637	14,051.05	168,612.60
CCMG	DEPUTY CITY ATTORNEY III (725)	4	85.2059	14,769.02	177,228.22
CCMG	DEPUTY CITY ATTORNEY III (725)	5	89.5598	15,523.69	186,284.28
CCMG	ECON DEV PROJECT MANAGER (718)	1	53.7299	9,313.18	111,758.14
CCMG	ECON DEV PROJECT MANAGER (718)	2	56.4765	9,789.26	117,471.12
CCMG	ECON DEV PROJECT MANAGER (718)	3	59.3625	10,289.50	123,474.00
CCMG	ECON DEV PROJECT MANAGER (718)	4	62.3955	10,815.22	129,782.64
CCMG	ECON DEV PROJECT MANAGER (718)	5	65.5828	11,367.68	136,412.12

**Note:** For FIRE job titles, the printed hourly rates are for 40-hour employees. To determine the hourly rates for 56-hour employees, divide the annual rate by 2912. (Titles with two codes in parentheses indicate they are 40-hour & 56-hour positions. The first code is for 40-hr, the second one for 56-hr.)

Group	Title	Step	Hourly Rate	Monthly Rate	Annual Rate
CCMG	ECONOMIC DEV MANAGER (806)	1	53.7299	9,313.18	111,758.14
CCMG	ECONOMIC DEV MANAGER (806)	2	56.4765	9,789.26	117,471.12
CCMG	ECONOMIC DEV MANAGER (806)	3	59.3625	10,289.50	123,474.00
CCMG	ECONOMIC DEV MANAGER (806)	4	62.3955	10,815.22	129,782.64
CCMG	ECONOMIC DEV MANAGER (806)	5	65.5828	11,367.68	136,412.12
CCMG	EMERGENCY PREPAREDNESS COORD (712)	1	45.8046	7,939.47	95,273.62
CCMG	EMERGENCY PREPAREDNESS COORD (712)	2	48.1455	8,345.22	100,142.64
CCMG	EMERGENCY PREPAREDNESS COORD (712)	3	50.6048	8,771.49	105,257.88
CCMG	EMERGENCY PREPAREDNESS COORD (712)	4	53.1915	9,219.86	110,638.32
CCMG	EMERGENCY PREPAREDNESS COORD (712)	5	55.9094	9,690.96	116,291.50
CCMG	ENFORCMENT SERVICES MANAGER (800)	1	53.7299	9,313.18	111,758.14
CCMG	ENFORCMENT SERVICES MANAGER (800)	2	56.4765	9,789.26	117,471.12
CCMG	ENFORCMENT SERVICES MANAGER (800)	3	59.3625	10,289.50	123,474.00
CCMG	ENFORCMENT SERVICES MANAGER (800)	4	62.3955	10,815.22	129,782.64
CCMG	ENFORCMENT SERVICES MANAGER (800)	5	65.5828	11,367.68	136,412.12
CCMG	ENGINEERING SERVICES MANAGER (814)	1	64.6085	11,198.81	134,385.68
CCMG	ENGINEERING SERVICES MANAGER (814)	2	67.9105	11,771.15	141,253.84
CCMG	ENGINEERING SERVICES MANAGER (814)	3	71.3804	12,372.60	148,471.18
CCMG	ENGINEERING SERVICES MANAGER (814)	4	75.0291	13,005.05	156,060.58
CCMG	ENGINEERING SERVICES MANAGER (814)	5	78.8613	13,669.28	164,031.40
CCMG	ENVIRONMENTAL COORDINATOR (722)	1	44.9065	7,783.79	93,405.52
CCMG	ENVIRONMENTAL COORDINATOR (722)	2	47.2014	8,181.57	98,178.86
CCMG	ENVIRONMENTAL COORDINATOR (722)	3	49.6125	8,599.50	103,194.00
CCMG	ENVIRONMENTAL COORDINATOR (722)	4	52.1487	9,039.12	108,469.40
CCMG	ENVIRONMENTAL COORDINATOR (722)	5	54.8132	9,500.96	114,011.56
CCMG	ENVIRONMENTAL PROGS/OPS MANAGE (815)	1	64.6085	11,198.81	134,385.68
CCMG	ENVIRONMENTAL PROGS/OPS MANAGE (815)	2	67.9105	11,771.15	141,253.84
CCMG	ENVIRONMENTAL PROGS/OPS MANAGE (815)	3	71.3804	12,372.60	148,471.18
CCMG	ENVIRONMENTAL PROGS/OPS MANAGE (815)	4	75.0291	13,005.05	156,060.58
CCMG	ENVIRONMENTAL PROGS/OPS MANAGE (815)	5	78.8613	13,669.28	164,031.40
CCMG	FACILITY MAINT SUPERVISOR (730)	1	47.6727	8,263.28	99,159.32
CCMG	FACILITY MAINT SUPERVISOR (730)	2	50.1084	8,685.45	104,225.42
CCMG	FACILITY MAINT SUPERVISOR (730)	3	52.6687	9,129.25	109,551.00
CCMG	FACILITY MAINT SUPERVISOR (730)	4	55.3603	9,595.78	115,149.32
CCMG	FACILITY MAINT SUPERVISOR (730)	5	58.1901	10,086.29	121,035.46
CCMG	FINANCE MANAGER (838)	1	66.9044	11,596.76	139,161.10
CCMG	FINANCE MANAGER (838)	2	70.3242	12,189.54	146,274.44
CCMG	FINANCE MANAGER (838)	3	73.9177	12,812.41	153,748.92
CCMG	FINANCE MANAGER (838)	4	77.6949	13,467.11	161,605.34

**Note:** For FIRE job titles, the printed hourly rates are for 40-hour employees. To determine the hourly rates for 56-hour employees, divide the annual rate by 2912. (Titles with two codes in parentheses indicate they are 40-hour & 56-hour positions. The first code is for 40-hr, the second one for 56-hr.)

Group	Title	Step	Hourly Rate	Monthly Rate	Annual Rate
CCMG	FINANCE MANAGER (838)	5	81.6642	14,155.14	169,861.64
CCMG	FINANCIAL SYSTM/PURCHASING MGR (836)	1	56.7940	9,844.29	118,131.52
CCMG	FINANCIAL SYSTM/PURCHASING MGR (836)	2	59.6967	10,347.44	124,169.24
CCMG	FINANCIAL SYSTM/PURCHASING MGR (836)	3	62.7461	10,876.00	130,511.94
CCMG	FINANCIAL SYSTM/PURCHASING MGR (836)	4	65.9531	11,431.88	137,182.50
CCMG	FINANCIAL SYSTM/PURCHASING MGR (836)	5	69.3229	12,015.97	144,191.58
CCMG	FLEET SERVICES MANAGER (811)	1	58.1901	10,086.29	121,035.46
CCMG	FLEET SERVICES MANAGER (811)	2	61.1629	10,601.57	127,218.78
CCMG	FLEET SERVICES MANAGER (811)	3	64.2876	11,143.19	133,718.26
CCMG	FLEET SERVICES MANAGER (811)	4	67.5728	11,712.61	140,551.32
CCMG	FLEET SERVICES MANAGER (811)	5	71.0268	12,311.30	147,735.64
CCMG	HOUSING & RENT STABILIZATION M (809)	1	66.9044	11,596.76	139,161.10
CCMG	HOUSING & RENT STABILIZATION M (809)	2	70.3242	12,189.54	146,274.44
CCMG	HOUSING & RENT STABILIZATION M (809)	3	73.9177	12,812.41	153,748.92
CCMG	HOUSING & RENT STABILIZATION M (809)	4	77.6949	13,467.11	161,605.34
CCMG	HOUSING & RENT STABILIZATION M (809)	5	81.6642	14,155.14	169,861.64
CCMG	HOUSING PROGRAMS SUPERVISOR (827)	1	43.3299	7,510.51	90,126.14
CCMG	HOUSING PROGRAMS SUPERVISOR (827)	2	45.4962	7,886.02	94,632.20
CCMG	HOUSING PROGRAMS SUPERVISOR (827)	3	47.7712	8,280.35	99,364.20
CCMG	HOUSING PROGRAMS SUPERVISOR (827)	4	50.1598	8,694.36	104,332.28
CCMG	HOUSING PROGRAMS SUPERVISOR (827)	5	52.6678	9,129.08	109,548.92
CCMG	HUMAN RESOURCES ANALYST (702)	1	40.0426	6,940.72	83,288.66
CCMG	HUMAN RESOURCES ANALYST (702)	2	42.0890	7,295.43	87,545.12
CCMG	HUMAN RESOURCES ANALYST (702)	3	44.2394	7,668.16	92,017.90
CCMG	HUMAN RESOURCES ANALYST (702)	4	46.5000	8,060.00	96,720.00
CCMG	HUMAN RESOURCES ANALYST (702)	5	48.8756	8,471.78	101,661.30
CCMG	HUMAN RESOURCES EQUITY MGR (833)	1	66.9044	11,596.76	139,161.10
CCMG	HUMAN RESOURCES EQUITY MGR (833)	2	70.3242	12,189.54	146,274.44
CCMG	HUMAN RESOURCES EQUITY MGR (833)	3	73.9177	12,812.41	153,748.92
CCMG	HUMAN RESOURCES EQUITY MGR (833)	4	77.6949	13,467.11	161,605.34
CCMG	HUMAN RESOURCES EQUITY MGR (833)	5	81.6642	14,155.14	169,861.64
CCMG	LEGAL OPERATIONS MANAGER (715)	1	47.6727	8,263.28	99,159.32
CCMG	LEGAL OPERATIONS MANAGER (715)	2	50.1084	8,685.45	104,225.42
CCMG	LEGAL OPERATIONS MANAGER (715)	3	52.6687	9,129.25	109,551.00
CCMG	LEGAL OPERATIONS MANAGER (715)	4	55.3603	9,595.78	115,149.32
CCMG	LEGAL OPERATIONS MANAGER (715)	5	58.1901	10,086.29	121,035.46
CCMG	MAINTENANCE OPERATIONS MGR (813)	1	58.7726	10,187.26	122,247.06
CCMG	MAINTENANCE OPERATIONS MGR (813)	2	61.7760	10,707.84	128,494.08
CCMG	MAINTENANCE OPERATIONS MGR (813)	3	64.9326	11,254.99	135,059.86
CCMG	MAINTENANCE OPERATIONS MGR (813)	4	68.2507	11,830.13	141,961.56
CCMG	MAINTENANCE OPERATIONS MGR (813)	5	71.7378	12,434.54	149,214.52

## Salary Schedule Effective Date 01/01/2022

**Note:** For FIRE job titles, the printed hourly rates are for 40-hour employees. To determine the hourly rates for 56-hour employees, divide the annual rate by 2912. (Titles with two codes in parentheses indicate they are 40-hour & 56-hour positions. The first code is for 40-hr, the second one for 56-hr.)

Group	Title	Step	Hourly Rate	Monthly Rate	Annual Rate
CCMG	MANAGEMENT ANALYST (703)	1	40.0426	6,940.72	83,288.66
CCMG	MANAGEMENT ANALYST (703)	2	42.0890	7,295.43	87,545.12
CCMG	MANAGEMENT ANALYST (703)	3	44.2394	7,668.16	92,017.90
CCMG	MANAGEMENT ANALYST (703)	4	46.5000	8,060.00	96,720.00
CCMG	MANAGEMENT ANALYST (703)	5	48.8756	8,471.78	101,661.30
CCMG	MOBILITY & TRAFFIC ENGNRG MGR (801)	1	70.3242	12,189.54	146,274.44
CCMG	MOBILITY & TRAFFIC ENGNRG MGR (801)	2	73.9177	12,812.41	153,748.92
CCMG	MOBILITY & TRAFFIC ENGNRG MGR (801)	3	77.6949	13,467.11	161,605.34
CCMG	MOBILITY & TRAFFIC ENGNRG MGR (801)	4	81.6642	14,155.14	169,861.64
CCMG	MOBILITY & TRAFFIC ENGNRG MGR (801)	5	85.8376	14,878.52	178,542.26
CCMG	PARK MAINTENANCE SUPERVISOR (700)	1	39.0561	6,769.73	81,236.74
CCMG	PARK MAINTENANCE SUPERVISOR (700)	2	41.0523	7,115.72	85,388.68
CCMG	PARK MAINTENANCE SUPERVISOR (700)	3	43.1502	7,479.38	89,752.52
CCMG	PARK MAINTENANCE SUPERVISOR (700)	4	45.3545	7,861.45	94,337.36
CCMG	PARK MAINTENANCE SUPERVISOR (700)	5	47.6727	8,263.28	99,159.32
CCMG	PARKS MANAGER (802)	1	52.6138	9,119.72	109,436.60
CCMG	PARKS MANAGER (802)	2	55.3022	9,585.72	115,028.68
CCMG	PARKS MANAGER (802)	3	58.1281	10,075.54	120,906.50
CCMG	PARKS MANAGER (802)	4	61.0995	10,590.58	127,086.96
CCMG	PARKS MANAGER (802)	5	64.2210	11,131.64	133,579.68
CCMG	PAYROLL ANALYST (726)	1	40.0426	6,940.72	83,288.66
CCMG	PAYROLL ANALYST (726)	2	42.0890	7,295.43	87,545.12
CCMG	PAYROLL ANALYST (726)	3	44.2394	7,668.16	92,017.90
CCMG	PAYROLL ANALYST (726)	4	46.5000	8,060.00	96,720.00
CCMG	PAYROLL ANALYST (726)	5	48.8756	8,471.78	101,661.30
CCMG	PAYROLL SUPERVISOR (732)	1	47.6727	8,263.28	99,159.32
CCMG	PAYROLL SUPERVISOR (732)	2	50.1084	8,685.45	104,225.42
CCMG	PAYROLL SUPERVISOR (732)	3	52.6687	9,129.25	109,551.00
CCMG	PAYROLL SUPERVISOR (732)	4	55.3603	9,595.78	115,149.32
CCMG	PAYROLL SUPERVISOR (732)	5	58.1901	10,086.29	121,035.46
CCMG	PROCURE & FINANCIAL SVCS MGR (820)	1	51.6308	8,949.33	107,391.96
CCMG	PROCURE & FINANCIAL SVCS MGR (820)	2	54.2697	9,406.76	112,881.08
CCMG	PROCURE & FINANCIAL SVCS MGR (820)	3	57.0420	9,887.28	118,647.36
CCMG	PROCURE & FINANCIAL SVCS MGR (820)	4	59.9573	10,392.59	124,711.08
CCMG	PROCURE & FINANCIAL SVCS MGR (820)	5	63.0209	10,923.62	131,083.42
CCMG	REC & COMM SVCS MGR (834)	1	57.9024	10,036.41	120,436.94
CCMG	REC & COMM SVCS MGR (834)	2	60.8606	10,549.18	126,590.10
CCMG	REC & COMM SVCS MGR (834)	3	63.9707	11,088.26	133,059.16
CCMG	REC & COMM SVCS MGR (834)	4	67.2398	11,654.89	139,858.68
CCMG	REC & COMM SVCS MGR (834)	5	70.6755	12,250.42	147,005.04

**Note:** For FIRE job titles, the printed hourly rates are for 40-hour employees. To determine the hourly rates for 56-hour employees, divide the annual rate by 2912. (Titles with two codes in parentheses indicate they are 40-hour & 56-hour positions. The first code is for 40-hr, the second one for 56-hr.)

Group	Title	Step	Hourly Rate	Monthly Rate	Annual Rate
CCMG	REC & COMM SVCS SUPERVISOR (729)	1	39.2518	6,803.64	81,643.64
CCMG	REC & COMM SVCS SUPERVISOR (729)	2	41.2567	7,151.17	85,814.04
CCMG	REC & COMM SVCS SUPERVISOR (729)	3	43.3655	7,516.69	90,200.24
CCMG	REC & COMM SVCS SUPERVISOR (729)	4	45.5821	7,900.90	94,810.82
CCMG	REC & COMM SVCS SUPERVISOR (729)	5	47.9113	8,304.62	99,655.40
CCMG	RECREATION SUPERVISOR (701)	1	39.2518	6,803.64	81,643.64
CCMG	RECREATION SUPERVISOR (701)	2	41.2567	7,151.17	85,814.04
CCMG	RECREATION SUPERVISOR (701)	3	43.3655	7,516.69	90,200.24
CCMG	RECREATION SUPERVISOR (701)	4	45.5821	7,900.90	94,810.82
CCMG	RECREATION SUPERVISOR (701)	5	47.9113	8,304.62	99,655.40
CCMG	RENT STABILIZATION COORDINATOR (731)	1	47.6727	8,263.28	99,159.32
CCMG	RENT STABILIZATION COORDINATOR (731)	2	50.1084	8,685.45	104,225.42
CCMG	RENT STABILIZATION COORDINATOR (731)	3	52.6687	9,129.25	109,551.00
CCMG	RENT STABILIZATION COORDINATOR (731)	4	55.3603	9,595.78	115,149.32
CCMG	RENT STABILIZATION COORDINATOR (731)	5	58.1901	10,086.29	121,035.46
CCMG	REVENUE & BUDGET SUPERVISOR (727)	1	47.6727	8,263.28	99,159.32
CCMG	REVENUE & BUDGET SUPERVISOR (727)	2	50.1084	8,685.45	104,225.42
CCMG	REVENUE & BUDGET SUPERVISOR (727)	3	52.6687	9,129.25	109,551.00
CCMG	REVENUE & BUDGET SUPERVISOR (727)	4	55.3603	9,595.78	115,149.32
CCMG	REVENUE & BUDGET SUPERVISOR (727)	5	58.1901	10,086.29	121,035.46
CCMG	REVENUE OPERATIONS MANAGER (805)	1	51.6308	8,949.33	107,391.96
CCMG	REVENUE OPERATIONS MANAGER (805)	2	54.2697	9,406.76	112,881.08
CCMG	REVENUE OPERATIONS MANAGER (805)	3	57.0420	9,887.28	118,647.36
CCMG	REVENUE OPERATIONS MANAGER (805)	4	59.9573	10,392.59	124,711.08
CCMG	REVENUE OPERATIONS MANAGER (805)	5	63.0209	10,923.62	131,083.42
CCMG	SAFETY & TRAINING COORDINATOR (728)	1	42.5417	7,373.90	88,486.84
CCMG	SAFETY & TRAINING COORDINATOR (728)	2	44.7156	7,750.71	93,008.50
CCMG	SAFETY & TRAINING COORDINATOR (728)	3	47.0005	8,146.75	97,761.04
CCMG	SAFETY & TRAINING COORDINATOR (728)	4	49.4028	8,563.14	102,757.72
CCMG	SAFETY & TRAINING COORDINATOR (728)	5	51.9264	9,000.57	108,006.86
CCMG	SENIOR ACCOUNTANT (707)	1	41.2567	7,151.17	85,814.04
CCMG	SENIOR ACCOUNTANT (707)	2	43.3655	7,516.69	90,200.24
CCMG	SENIOR ACCOUNTANT (707)	3	45.5821	7,900.90	94,810.82
CCMG	SENIOR ACCOUNTANT (707)	4	47.9113	8,304.62	99,655.40
CCMG	SENIOR ACCOUNTANT (707)	5	50.3593	8,728.94	104,747.24
CCMG	SPECIAL EVENTS COORDINATOR (708)	1	43.1502	7,479.38	89,752.52
CCMG	SPECIAL EVENTS COORDINATOR (708)	2	45.3545	7,861.45	94,337.36
CCMG	SPECIAL EVENTS COORDINATOR (708)	3	47.6727	8,263.28	99,159.32
CCMG	SPECIAL EVENTS COORDINATOR (708)	4	50.1084	8,685.45	104,225.42
CCMG	SPECIAL EVENTS COORDINATOR (708)	5	52.6687	9,129.25	109,551.00
CCMG	SR & SOCIAL SERVICES MANAGER (810)	1	57.9024	10,036.41	120,436.94



## Salary Schedule Effective Date 01/01/2022

**Note:** For FIRE job titles, the printed hourly rates are for 40-hour employees. To determine the hourly rates for 56-hour employees, divide the annual rate by 2912. (Titles with two codes in parentheses indicate they are 40-hour & 56-hour positions. The first code is for 40-hr, the second one for 56-hr.)

Group	Title	Step	Hourly Rate	Monthly Rate	Annual Rate
CCMG	SR & SOCIAL SERVICES MANAGER (810)	2	60.8606	10,549.18	126,590.10
CCMG	SR & SOCIAL SERVICES MANAGER (810)	3	63.9707	11,088.26	133,059.16
CCMG	SR & SOCIAL SERVICES MANAGER (810)	4	67.2398	11,654.89	139,858.68
CCMG	SR & SOCIAL SERVICES MANAGER (810)	5	70.6755	12,250.42	147,005.04
CCMG	SR BUILDING & SAFETY INSPECTOR (705)	1	40.2420	6,975.28	83,703.36
CCMG	SR BUILDING & SAFETY INSPECTOR (705)	2	42.2995	7,331.91	87,982.96
CCMG	SR BUILDING & SAFETY INSPECTOR (705)	3	44.4611	7,706.60	92,479.14
CCMG	SR BUILDING & SAFETY INSPECTOR (705)	4	46.7327	8,100.34	97,204.12
CCMG	SR BUILDING & SAFETY INSPECTOR (705)	5	49.1206	8,514.24	102,170.90
CCMG	SR CIVIL ENGINEER (719)	1	57.6147	9,986.56	119,838.68
CCMG	SR CIVIL ENGINEER (719)	2	60.5582	10,496.76	125,961.16
CCMG	SR CIVIL ENGINEER (719)	3	63.6524	11,033.08	132,396.94
CCMG	SR CIVIL ENGINEER (719)	4	66.9044	11,596.76	139,161.10
CCMG	SR CIVIL ENGINEER (719)	5	70.3242	12,189.54	146,274.44
CCMG	SR FIN SYSTEMS BUSINESS ANLST (716)	1	48.8756	8,471.78	101,661.30
CCMG	SR FIN SYSTEMS BUSINESS ANLST (716)	2	51.3739	8,904.81	106,857.66
CCMG	SR FIN SYSTEMS BUSINESS ANLST (716)	3	53.9991	9,359.85	112,318.18
CCMG	SR FIN SYSTEMS BUSINESS ANLST (716)	4	56.7580	9,838.05	118,056.64
CCMG	SR FIN SYSTEMS BUSINESS ANLST (716)	5	59.6586	10,340.83	124,089.94
CCMG	SR MANAGEMENT ANALYST (713)	1	47.6727	8,263.28	99,159.32
CCMG	SR MANAGEMENT ANALYST (713)	2	50.1084	8,685.45	104,225.42
CCMG	SR MANAGEMENT ANALYST (713)	3	52.6687	9,129.25	109,551.00
CCMG	SR MANAGEMENT ANALYST (713)	4	55.3603	9,595.78	115,149.32
CCMG	SR MANAGEMENT ANALYST (713)	5	58.1901	10,086.29	121,035.46
CCMG	SR MANAGEMENT ANALYST/BUDGET (714)	1	47.6727	8,263.28	99,159.32
CCMG	SR MANAGEMENT ANALYST/BUDGET (714)	2	50.1084	8,685.45	104,225.42
CCMG	SR MANAGEMENT ANALYST/BUDGET (714)	3	52.6687	9,129.25	109,551.00
CCMG	SR MANAGEMENT ANALYST/BUDGET (714)	4	55.3603	9,595.78	115,149.32
CCMG	SR MANAGEMENT ANALYST/BUDGET (714)	5	58.1901	10,086.29	121,035.46
CCMG	SR MGMT ANLYST Y-RATE (795)	1	57.3874	9,947.15	119,365.74
CCMG	SR PLANNER (717)	1	51.6308	8,949.33	107,391.96
CCMG	SR PLANNER (717)	2	54.2697	9,406.76	112,881.08
CCMG	SR PLANNER (717)	3	57.0420	9,887.28	118,647.36
CCMG	SR PLANNER (717)	4	59.9573	10,392.59	124,711.08
CCMG	SR PLANNER (717)	5	63.0209	10,923.62	131,083.42
CCMG	SR SOLID WASTE & REC CRW SUPV (710)	1	47.6727	8,263.28	99,159.32
CCMG	SR SOLID WASTE & REC CRW SUPV (710)	2	50.1084	8,685.45	104,225.42
CCMG	SR SOLID WASTE & REC CRW SUPV (710)	3	52.6687	9,129.25	109,551.00
CCMG	SR SOLID WASTE & REC CRW SUPV (710)	4	55.3603	9,595.78	115,149.32
CCMG	SR SOLID WASTE & REC CRW SUPV (710)	5	58.1901	10,086.29	121,035.46

**Note:** For FIRE job titles, the printed hourly rates are for 40-hour employees. To determine the hourly rates for 56-hour employees, divide the annual rate by 2912. (Titles with two codes in parentheses indicate they are 40-hour & 56-hour positions. The first code is for 40-hr, the second one for 56-hr.)

Group	Title	Step	Hourly Rate	Monthly Rate	Annual Rate
CCMG	SYSTEMS DEVELOPMENT MANAGER (807)	1	56.4765	9,789.26	117,471.12
CCMG	SYSTEMS DEVELOPMENT MANAGER (807)	2	59.3625	10,289.50	123,474.00
CCMG	SYSTEMS DEVELOPMENT MANAGER (807)	3	62.3955	10,815.22	129,782.64
CCMG	SYSTEMS DEVELOPMENT MANAGER (807)	4	65.5828	11,367.68	136,412.12
CCMG	SYSTEMS DEVELOPMENT MANAGER (807)	5	68.9349	11,948.71	143,384.54
CCMG	SYSTEMS SUPPORT MANAGER (825)	1	62.1241	10,768.18	129,218.18
CCMG	SYSTEMS SUPPORT MANAGER (825)	2	65.2987	11,318.45	135,821.40
CCMG	SYSTEMS SUPPORT MANAGER (825)	3	68.6350	11,896.73	142,760.80
CCMG	SYSTEMS SUPPORT MANAGER (825)	4	72.1411	12,504.46	150,053.54
CCMG	SYSTEMS SUPPORT MANAGER (825)	5	75.8284	13,143.59	157,723.02
CCMG	TECHNICAL SERVICES MANAGER (808)	1	62.1241	10,768.18	129,218.18
CCMG	TECHNICAL SERVICES MANAGER (808)	2	65.2987	11,318.45	135,821.40
CCMG	TECHNICAL SERVICES MANAGER (808)	3	68.6350	11,896.73	142,760.80
CCMG	TECHNICAL SERVICES MANAGER (808)	4	72.1411	12,504.46	150,053.54
CCMG	TECHNICAL SERVICES MANAGER (808)	5	75.8284	13,143.59	157,723.02
CCMG	TRAFFIC ENGINEERING MGR (822)	1	49.8610	8,642.57	103,710.88
CCMG	TRAFFIC ENGINEERING MGR (822)	2	52.4092	9,084.27	109,011.24
CCMG	TRAFFIC ENGINEERING MGR (822)	3	55.0873	9,548.46	114,581.48
CCMG	TRAFFIC ENGINEERING MGR (822)	4	57.9024	10,036.41	120,436.94
CCMG	TRAFFIC ENGINEERING MGR (822)	5	60.8606	10,549.18	126,590.10
CCMG	TRANSIT OPERATIONS ANALYST (704)	1	40.0426	6,940.72	83,288.66
CCMG	TRANSIT OPERATIONS ANALYST (704)	2	42.0890	7,295.43	87,545.12
CCMG	TRANSIT OPERATIONS ANALYST (704)	3	44.2394	7,668.16	92,017.90
CCMG	TRANSIT OPERATIONS ANALYST (704)	4	46.5000	8,060.00	96,720.00
CCMG	TRANSIT OPERATIONS ANALYST (704)	5	48.8756	8,471.78	101,661.30
CCMG	TRANSIT OPERATIONS MANAGER (812)	1	58.1901	10,086.29	121,035.46
CCMG	TRANSIT OPERATIONS MANAGER (812)	2	61.1629	10,601.57	127,218.78
CCMG	TRANSIT OPERATIONS MANAGER (812)	3	64.2876	11,143.19	133,718.26
CCMG	TRANSIT OPERATIONS MANAGER (812)	4	67.5728	11,712.61	140,551.32
CCMG	TRANSIT OPERATIONS MANAGER (812)	5	71.0268	12,311.30	147,735.64
CCMG	TRANSIT PLANNING MANAGER (829)	1	58.1901	10,086.29	121,035.46
CCMG	TRANSIT PLANNING MANAGER (829)	2	61.1629	10,601.57	127,218.78
CCMG	TRANSIT PLANNING MANAGER (829)	3	64.2876	11,143.19	133,718.26
CCMG	TRANSIT PLANNING MANAGER (829)	4	67.5728	11,712.61	140,551.32
CCMG	TRANSIT PLANNING MANAGER (829)	5	71.0268	12,311.30	147,735.64
CCMG	TRFC ENG ANALYST (723)	1	44.2394	7,668.16	92,017.90
CCMG	TRFC ENG ANALYST (723)	2	46.5000	8,060.00	96,720.00
CCMG	TRFC ENG ANALYST (723)	3	48.8756	8,471.78	101,661.30
CCMG	TRFC ENG ANALYST (723)	4	51.3739	8,904.81	106,857.66
CCMG	TRFC ENG ANALYST (723)	5	53.9991	9,359.85	112,318.18

**Note:** For FIRE job titles, the printed hourly rates are for 40-hour employees. To determine the hourly rates for 56-hour employees, divide the annual rate by 2912. (Titles with two codes in parentheses indicate they are 40-hour & 56-hour positions. The first code is for 40-hr, the second one for 56-hr.)

Group	Title	Step	Hourly Rate	Monthly Rate	Annual Rate
CNCL	COUNCIL MEMBER (001)	1	27.9870	485.12	5,821.40

**Note:** For FIRE job titles, the printed hourly rates are for 40-hour employees. To determine the hourly rates for 56-hour employees, divide the annual rate by 2912. (Titles with two codes in parentheses indicate they are 40-hour & 56-hour positions. The first code is for 40-hr, the second one for 56-hr.)

Group	Title	Step	Hourly Rate	Monthly Rate	Annual Rate
EXEC	ADMIN SERVICES DIRECTOR (911)	1	88.3093	15,306.94	183,683.24
EXEC	ADMIN SERVICES DIRECTOR (911)	2	92.8197	16,088.76	193,065.08
EXEC	ADMIN SERVICES DIRECTOR (911)	3	97.5635	16,911.01	202,932.08
EXEC	ADMIN SERVICES DIRECTOR (911)	4	102.5479	17,774.97	213,299.58
EXEC	ADMIN SERVICES DIRECTOR (911)	5	107.7901	18,683.62	224,203.46
EXEC	ASSISTANT CITY MANAGER (908)	1	95.2936	16,517.56	198,210.74
EXEC	ASSISTANT CITY MANAGER (908)	2	100.1636	17,361.70	208,340.34
EXEC	ASSISTANT CITY MANAGER (908)	3	105.2810	18,248.71	218,984.48
EXEC	ASSISTANT CITY MANAGER (908)	4	110.6614	19,181.31	230,175.66
EXEC	ASSISTANT CITY MANAGER (908)	5	116.3157	20,161.40	241,936.76
EXEC	ASSTANT TO CITY MANAGER (900)	1	58.7726	10,187.26	122,247.06
EXEC	ASSTANT TO CITY MANAGER (900)	2	61.7760	10,707.84	128,494.08
EXEC	ASSTANT TO CITY MANAGER (900)	3	64.9326	11,254.99	135,059.86
EXEC	ASSTANT TO CITY MANAGER (900)	4	68.2507	11,830.13	141,961.56
EXEC	ASSTANT TO CITY MANAGER (900)	5	71.7378	12,434.54	149,214.52
EXEC	CHIEF FINANCIAL OFFICER (907)	1	91.5804	15,873.93	190,487.18
EXEC	CHIEF FINANCIAL OFFICER (907)	2	96.2607	16,685.20	200,222.36
EXEC	CHIEF FINANCIAL OFFICER (907)	3	101.1785	17,537.61	210,451.28
EXEC	CHIEF FINANCIAL OFFICER (907)	4	106.3497	18,433.96	221,207.48
EXEC	CHIEF FINANCIAL OFFICER (907)	5	111.7841	19,375.92	232,510.98
EXEC	CHIEF INFO OFFICER (905)	1	82.8916	14,367.88	172,414.58
EXEC	CHIEF INFO OFFICER (905)	2	87.1264	15,101.91	181,222.86
EXEC	CHIEF INFO OFFICER (905)	3	91.5804	15,873.93	190,487.18
EXEC	CHIEF INFO OFFICER (905)	4	96.2607	16,685.20	200,222.36
EXEC	CHIEF INFO OFFICER (905)	5	101.1785	17,537.61	210,451.28
EXEC	CHIEF TRANSPORTATION OFFICER (903)	1	82.8391	14,358.78	172,305.38
EXEC	CHIEF TRANSPORTATION OFFICER (903)	2	87.0716	15,092.42	181,108.98
EXEC	CHIEF TRANSPORTATION OFFICER (903)	3	91.5203	15,863.51	190,362.12
EXEC	CHIEF TRANSPORTATION OFFICER (903)	4	96.1968	16,674.10	200,089.24
EXEC	CHIEF TRANSPORTATION OFFICER (903)	5	101.1131	17,526.28	210,315.30
EXEC	CITY ATTORNEY (909)	1	109.5078	18,981.34	227,776.12
EXEC	CITY ATTORNEY (909)	2	115.1034	19,951.25	239,415.02
EXEC	CITY ATTORNEY (909)	3	120.9854	20,970.80	251,649.58
EXEC	CITY ATTORNEY (909)	4	127.1680	22,042.45	264,509.44
EXEC	CITY ATTORNEY (909)	5	133.6663	23,168.82	278,025.80
EXEC	CITY MANAGER (910)	1	118.6859	20,572.22	246,866.62
EXEC	CITY MANAGER (910)	2	124.7492	21,623.20	259,478.44
EXEC	CITY MANAGER (910)	3	131.1248	22,728.29	272,739.48
EXEC	CITY MANAGER (910)	4	137.8258	23,889.80	286,677.56
EXEC	CITY MANAGER (910)	5	144.8684	25,110.52	301,326.22
EXEC	COMMUNITY DEVOPMENT DIRECTOR (904)	1	82.0703	14,225.51	170,706.12

**Note:** For FIRE job titles, the printed hourly rates are for 40-hour employees. To determine the hourly rates for 56-hour employees, divide the annual rate by 2912. (Titles with two codes in parentheses indicate they are 40-hour & 56-hour positions. The first code is for 40-hr, the second one for 56-hr.)

Group	Title	Step	Hourly Rate	Monthly Rate	Annual Rate
EXEC	COMMUNITY DEVOPMENT DIRECTOR (904)	2	86.2633	14,952.30	179,427.56
EXEC	COMMUNITY DEVOPMENT DIRECTOR (904)	3	90.6741	15,716.85	188,602.18
EXEC	COMMUNITY DEVOPMENT DIRECTOR (904)	4	95.3073	16,519.92	198,239.08
EXEC	COMMUNITY DEVOPMENT DIRECTOR (904)	5	100.1779	17,364.17	208,369.98
EXEC	HUMAN RESOURCES DIRECTOR (902)	1	82.5320	14,305.55	171,666.56
EXEC	HUMAN RESOURCES DIRECTOR (902)	2	86.7472	15,036.19	180,434.28
EXEC	HUMAN RESOURCES DIRECTOR (902)	3	91.1808	15,804.66	189,655.96
EXEC	HUMAN RESOURCES DIRECTOR (902)	4	95.8391	16,612.12	199,345.38
EXEC	HUMAN RESOURCES DIRECTOR (902)	5	100.7385	17,461.34	209,536.08
EXEC	PRCS DIRECTOR (901)	1	76.8953	13,328.51	159,942.12
EXEC	PRCS DIRECTOR (901)	2	80.8235	14,009.41	168,112.88
EXEC	PRCS DIRECTOR (901)	3	84.9536	14,725.30	176,703.54
EXEC	PRCS DIRECTOR (901)	4	89.2966	15,478.08	185,736.98
EXEC	PRCS DIRECTOR (901)	5	93.8590	16,268.89	195,226.72
EXEC	PUBLIC WORKS DIRECTOR (906)	1	87.1264	15,101.91	181,222.86
EXEC	PUBLIC WORKS DIRECTOR (906)	2	91.5804	15,873.93	190,487.18
EXEC	PUBLIC WORKS DIRECTOR (906)	3	96.2607	16,685.20	200,222.36
EXEC	PUBLIC WORKS DIRECTOR (906)	4	101.1785	17,537.61	210,451.28
EXEC	PUBLIC WORKS DIRECTOR (906)	5	106.3497	18,433.96	221,207.48

**Note:** For FIRE job titles, the printed hourly rates are for 40-hour employees. To determine the hourly rates for 56-hour employees, divide the annual rate by 2912. (Titles with two codes in parentheses indicate they are 40-hour & 56-hour positions. The first code is for 40-hr, the second one for 56-hr.)

Group	Title	Step	Hourly Rate	Monthly Rate	Annual Rate
FIRE	FIRE CAPTAIN (504/505)	1	65.0680	11,278.46	135,341.54
FIRE	FIRE ENGINEER (502/503)	1	56.5809	9,807.35	117,688.23
FIRE	FIREFIGHTER (500/501)	0	33.8819	5,872.86	70,474.30
FIRE	FIREFIGHTER (500/501)	1	37.8013	6,552.22	78,626.62
FIRE	FIREFIGHTER (500/501)	2	38.7584	6,718.12	80,617.46
FIRE	FIREFIGHTER (500/501)	3	42.3344	7,337.97	88,055.62
FIRE	FIREFIGHTER (500/501)	4	44.7218	7,751.76	93,021.12
FIRE	FIREFIGHTER (500/501)	5	47.2504	8,190.05	98,280.65
FIRE	FIREFIGHTER (500/501)	6	49.2008	8,528.13	102,337.61

**Note:** For FIRE job titles, the printed hourly rates are for 40-hour employees. To determine the hourly rates for 56-hour employees, divide the annual rate by 2912. (Titles with two codes in parentheses indicate they are 40-hour & 56-hour positions. The first code is for 40-hr, the second one for 56-hr.)

Group	Title	Step	Hourly Rate	Monthly Rate	Annual Rate
FMGT	ASST FIRE CHIEF (509)	1	94.1961	16,327.32	195,927.89
FMGT	BATTALION CHIEF (506/507)	1	78.0088	13,521.51	162,258.13
FMGT	FIRE CHIEF (510)	1	109.4090	18,964.23	227,570.74
FMGT	FIRE MARSHAL (508)	1	89.7106	15,549.83	186,597.98

**Note:** For FIRE job titles, the printed hourly rates are for 40-hour employees. To determine the hourly rates for 56-hour employees, divide the annual rate by 2912. (Titles with two codes in parentheses indicate they are 40-hour & 56-hour positions. The first code is for 40-hr, the second one for 56-hr.)

Group	Title	Step	Hourly Rate	Monthly Rate	Annual Rate
NBNE	ADMIN INTERN (107)	1	15.6279	0.00	0.00
NBNE	ADMIN INTERN (107)	2	16.4093	0.00	0.00
NBNE	ADMIN INTERN (107)	3	17.2298	0.00	0.00
NBNE	AMBULANCE OPERATOR (116)	1	16.5375	0.00	0.00
NBNE	AMBULANCE OPERATOR (116)	2	17.3644	0.00	0.00
NBNE	AMBULANCE OPERATOR (116)	3	18.2326	0.00	0.00
NBNE	BUS OPERATOR TRAINEE (106)	1	19.1008	0.00	0.00
NBNE	CASHIER PLUNGE (101)	1	15.0068	0.00	0.00
NBNE	CASHIER PLUNGE (101)	2	15.7572	0.00	0.00
NBNE	CASHIER PLUNGE (101)	3	16.5450	0.00	0.00
NBNE	CONTRACT EMPLOYEE (199)	1	20.0000	0.00	0.00
NBNE	CONTRACT EMPLOYEE (199)	2	30.0000	0.00	0.00
NBNE	CONTRACT EMPLOYEE (199)	3	40.0000	0.00	0.00
NBNE	CONTRACT EMPLOYEE (199)	4	50.0000	0.00	0.00
NBNE	CONTRACT EMPLOYEE (199)	5	60.0000	0.00	0.00
NBNE	CONTRACT EMPLOYEE (199)	6	70.0000	0.00	0.00
NBNE	CONTRACT EMPLOYEE (199)	7	80.0000	0.00	0.00
NBNE	CONTRACT EMPLOYEE (199)	8	90.0000	0.00	0.00
NBNE	CONTRACT EMPLOYEE (199)	9	100.0000	0.00	0.00
NBNE	CONTRACT EMPLOYEE (199)	10	110.0000	0.00	0.00
NBNE	CONTRACT EMPLOYEE (199)	11	120.0000	0.00	0.00
NBNE	CONTRACT EMPLOYEE (199)	12	130.0000	0.00	0.00
NBNE	CROSSING GUARD (104)	1	15.2807	0.00	0.00
NBNE	GIS INTERN (111)	1	17.3644	0.00	0.00
NBNE	GIS INTERN (111)	2	18.2326	0.00	0.00
NBNE	GIS INTERN (111)	3	19.1442	0.00	0.00
NBNE	INSTRCTR/PPL/DISABILITIES (115)	1	23.8471	0.00	0.00
NBNE	LIFEGUARD (108)	1	19.3894	0.00	0.00
NBNE	LIFEGUARD (108)	2	20.2978	0.00	0.00
NBNE	LIFEGUARD (108)	3	21.2515	0.00	0.00
NBNE	LIFEGUARD SWIM INSTRUCTOR NB (110)	1	20.9923	0.00	0.00
NBNE	LIFEGUARD SWIM INSTRUCTOR NB (110)	2	21.9808	0.00	0.00
NBNE	LIFEGUARD SWIM INSTRUCTOR NB (110)	3	23.0186	0.00	0.00
NBNE	POOL MANAGER (113)	1	25.4203	0.00	0.00
NBNE	POOL MANAGER (113)	2	26.3405	0.00	0.00
NBNE	POOL MANAGER (113)	3	27.3068	0.00	0.00
NBNE	RECREATION LEADER I (103)	1	15.0068	0.00	0.00
NBNE	RECREATION LEADER I (103)	2	15.7572	0.00	0.00
NBNE	RECREATION LEADER I (103)	3	16.5450	0.00	0.00



**Note:** For FIRE job titles, the printed hourly rates are for 40-hour employees. To determine the hourly rates for 56-hour employees, divide the annual rate by 2912. (Titles with two codes in parentheses indicate they are 40-hour & 56-hour positions. The first code is for 40-hr, the second one for 56-hr.)

Group	Title	Step	Hourly Rate	Monthly Rate	Annual Rate
NBNE	RECREATION LEADER II (109)	1	17.4849	0.00	0.00
NBNE	RECREATION LEADER II (109)	2	18.3594	0.00	0.00
NBNE	RECREATION LEADER II (109)	3	19.2772	0.00	0.00
NBNE	RECREATION SPECIALIST (114)	1	23.1080	0.00	0.00
NBNE	RECREATION SPECIALIST (114)	2	24.2635	0.00	0.00
NBNE	RECREATION SPECIALIST (114)	3	25.4766	0.00	0.00
NBNE	SR RECREATION LEADER (112)	1	20.5701	0.00	0.00
NBNE	SR RECREATION LEADER (112)	2	21.5986	0.00	0.00
NBNE	SR RECREATION LEADER (112)	3	22.6785	0.00	0.00
NBNE	STUDENT WORKER I (100)	1	15.0000	0.00	0.00
NBNE	STUDENT WORKER I (100)	2	15.7500	0.00	0.00
NBNE	STUDENT WORKER I (100)	3	16.5375	0.00	0.00
NBNE	STUDENT WORKER II (102)	1	15.7500	0.00	0.00
NBNE	STUDENT WORKER II (102)	2	16.5375	0.00	0.00
NBNE	STUDENT WORKER II (102)	3	17.3643	0.00	0.00
NBNE	STUDENT WORKER III (105)	1	18.1658	0.00	0.00
NBNE	STUDENT WORKER III (105)	2	19.0741	0.00	0.00
NBNE	STUDENT WORKER III (105)	3	20.0278	0.00	0.00

**Note:** For FIRE job titles, the printed hourly rates are for 40-hour employees. To determine the hourly rates for 56-hour employees, divide the annual rate by 2912. (Titles with two codes in parentheses indicate they are 40-hour & 56-hour positions. The first code is for 40-hr, the second one for 56-hr.)

Group	Title	Step	Hourly Rate	Monthly Rate	Annual Rate
PMGT	ASSISTANT CHIEF (605)	1	103.3276	17,910.12	214,921.46
PMGT	POLICE CAPTAIN (604)	1	89.4582	15,506.10	186,073.16
PMGT	POLICE CHIEF (606)	1	118.8271	20,596.70	247,160.42
PMGT	POLICE LIEUTENANT (603)	1	71.3687	12,370.58	148,447.00

**Note:** For FIRE job titles, the printed hourly rates are for 40-hour employees. To determine the hourly rates for 56-hour employees, divide the annual rate by 2912. (Titles with two codes in parentheses indicate they are 40-hour & 56-hour positions. The first code is for 40-hr, the second one for 56-hr.)

Group	Title	Step	Hourly Rate	Monthly Rate	Annual Rate
POLC	POLICE OFFICER (601)	1	38.9097	6,744.36	80,932.28
POLC	POLICE OFFICER (601)	2	40.0950	6,949.80	83,397.60
POLC	POLICE OFFICER (601)	3	42.9441	7,443.65	89,323.78
POLC	POLICE OFFICER (601)	4	44.0265	7,631.26	91,575.12
POLC	POLICE OFFICER (601)	5	45.3555	7,861.62	94,339.44
POLC	POLICE OFFICER (601)	6	46.8631	8,122.94	97,475.30
POLC	POLICE OFFICER (601)	7	48.2936	8,370.90	100,450.74
POLC	POLICE OFFICER (601)	8	49.5131	8,582.28	102,987.30
POLC	POLICE OFFICER (601)	9	50.8710	8,817.64	105,811.68
POLC	POLICE SERGEANT (602)	1	58.5946	10,156.40	121,876.82

**Note:** For FIRE job titles, the printed hourly rates are for 40-hour employees. To determine the hourly rates for 56-hour employees, divide the annual rate by 2912. (Titles with two codes in parentheses indicate they are 40-hour & 56-hour positions. The first code is for 40-hr, the second one for 56-hr.)

Group	Title	Step	Hourly Rate	Monthly Rate	Annual Rate
POLR	POLICE RECRUIT (600)	1	38.9097	6,744.36	80,932.28

1  
2  
3  
4  
5  
6  
7  
8  
9  
10  
11  
12  
13  
14  
15  
16  
17  
18  
19  
20  
21  
22  
23  
24  
25  
26  
27  
28


**RESOLUTION NO. 2022-R 025**

A RESOLUTION OF THE CITY COUNCIL OF THE CITY OF  
CULVER CITY, CALIFORNIA, ADOPTING THE  
CLASSIFICATION AND SALARY PLAN FOR CITY  
EMPLOYEES EFFECTIVE MARCH 14, 2022.


NOW, THEREFORE, the City Council of the City of Culver City, DOES  
RESOLVE as follows:

1. The Classification and Salary Plan, attached hereto as Exhibit "A" and incorporated herein by this reference, is hereby adopted effective March 14, 2022.
2. The Classification and Salary Plan attached hereto as Exhibit "A" shall supersede and replace all previously adopted salary plans for City employees.
3. The City Manager and Chief Financial Officer are hereby authorized to adjust and pay salaries of the City employees in accordance with the Classification and Salary Plan adopted and approved by this Resolution, effective March 14, 2022.


APPROVED and ADOPTED this 14th day of March, 2022.

  
 \_\_\_\_\_  
 Dr. DANIEL LEE, Mayor  
 City of Culver City, California

ATTEST:

  
 \_\_\_\_\_  
 JEREMY BOCCINO, City Clerk

APPROVED AS TO FORM:

  
 \_\_\_\_\_  
 HEATHER BAKER, City Attorney

A22-00038

**Culver CITY**  
**Salary Schedule**  
**Effective Date 03/14/2022**

**ATTACHMENT 5**

**Note:** For FIRE job titles, the printed hourly rates are for 40-hour employees. To determine the hourly rates for 56-hour employees, divide the annual rate by 2912. (Titles with two codes in parentheses indicate they are 40-hour & 56-hour positions. The first code is for 40-hr, the second one for 56-hr.)

Group	Title	Step	Hourly Rate	Monthly Rate	Annual Rate
CCEA	ACCOUNT CLERK (205)	1	22.8290	3,957.03	47,484.32
CCEA	ACCOUNT CLERK (205)	2	23.9966	4,159.42	49,912.98
CCEA	ACCOUNT CLERK (205)	3	25.2229	4,371.97	52,463.58
CCEA	ACCOUNT CLERK (205)	4	26.5128	4,595.54	55,146.52
CCEA	ACCOUNT CLERK (205)	5	27.8699	4,830.78	57,969.34
CCEA	ACCOUNT CLERK-REG PT (205R)	1	22.8290	3,957.03	47,484.32
CCEA	ACCOUNT CLERK-REG PT (205R)	2	23.9966	4,159.42	49,912.98
CCEA	ACCOUNT CLERK-REG PT (205R)	3	25.2229	4,371.97	52,463.58
CCEA	ACCOUNTANT (419)	1	33.8060	5,859.71	70,316.48
CCEA	ACCOUNTANT (419)	2	35.5328	6,159.01	73,908.12
CCEA	ACCOUNTANT (419)	3	37.3485	6,473.74	77,684.88
CCEA	ACCOUNTANT (419)	4	39.2575	6,804.63	81,655.60
CCEA	ACCOUNTANT (419)	5	41.2636	7,152.36	85,828.34
CCEA	ACCOUNTANT II (428)	1	36.9774	6,409.41	76,912.94
CCEA	ACCOUNTANT II (428)	2	38.8673	6,736.99	80,843.88
CCEA	ACCOUNTANT II (428)	3	40.8532	7,081.23	84,974.76
CCEA	ACCOUNTANT II (428)	4	42.9411	7,443.13	89,317.54
CCEA	ACCOUNTANT II (428)	5	45.1359	7,823.55	93,882.62
CCEA	ACCOUNTING TECHNICIAN (223)	1	27.7307	4,806.66	57,679.96
CCEA	ACCOUNTING TECHNICIAN (223)	2	29.1227	5,047.94	60,575.32
CCEA	ACCOUNTING TECHNICIAN (223)	3	30.5986	5,303.76	63,645.14
CCEA	ACCOUNTING TECHNICIAN (223)	4	32.1622	5,574.79	66,897.48
CCEA	ACCOUNTING TECHNICIAN (223)	5	33.8060	5,859.71	70,316.48
CCEA	ADMIN CLERK (207)	1	22.6021	3,917.70	47,012.42
CCEA	ADMIN CLERK (207)	2	23.7578	4,118.01	49,416.12
CCEA	ADMIN CLERK (207)	3	24.9719	4,328.46	51,941.50
CCEA	ADMIN CLERK (207)	4	26.2490	4,549.83	54,597.92
CCEA	ADMIN CLERK (207)	5	27.5927	4,782.74	57,392.92
CCEA	ADMIN CLERK-REG PT (207R)	1	22.6021	3,917.70	47,012.42
CCEA	ADMIN CLERK-REG PT (207R)	2	23.7578	4,118.01	49,416.12
CCEA	ADMIN CLERK-REG PT (207R)	3	24.9719	4,328.46	51,941.50
CCEA	ADMIN SECRETARY (222)	1	27.5927	4,782.74	57,392.92
CCEA	ADMIN SECRETARY (222)	2	28.9798	5,023.16	60,277.88
CCEA	ADMIN SECRETARY (222)	3	30.4463	5,277.35	63,328.20
CCEA	ADMIN SECRETARY (222)	4	32.0027	5,547.14	66,565.72
CCEA	ADMIN SECRETARY (222)	5	33.6369	5,830.39	69,964.70
CCEA	ANIMAL SERVICES OFFICER (307)	1	26.2490	4,549.83	54,597.92
CCEA	ANIMAL SERVICES OFFICER (307)	2	27.5927	4,782.74	57,392.92
CCEA	ANIMAL SERVICES OFFICER (307)	3	28.9798	5,023.16	60,277.88
CCEA	ANIMAL SERVICES OFFICER (307)	4	30.4463	5,277.35	63,328.20
CCEA	ANIMAL SERVICES OFFICER (307)	5	32.0027	5,547.14	66,565.72

Group	Title	Step	Hourly Rate	Monthly Rate	Annual Rate
CCEA	ASSISTANT ENGINEER (425)	1	36.5887	6,342.05	76,104.60
CCEA	ASSISTANT ENGINEER (425)	2	38.4582	6,666.10	79,993.16
CCEA	ASSISTANT ENGINEER (425)	3	40.4226	7,006.59	84,079.06
CCEA	ASSISTANT ENGINEER (425)	4	42.4889	7,364.74	88,376.86
CCEA	ASSISTANT ENGINEER (425)	5	44.6595	7,740.98	92,891.76
CCEA	ASSISTANT PLANNER (420)	1	34.1444	5,918.36	71,020.30
CCEA	ASSISTANT PLANNER (420)	2	35.8891	6,220.78	74,649.38
CCEA	ASSISTANT PLANNER (420)	3	37.7226	6,538.59	78,463.06
CCEA	ASSISTANT PLANNER (420)	4	39.6510	6,872.84	82,474.08
CCEA	ASSISTANT PLANNER (420)	5	41.6764	7,223.91	86,686.86
CCEA	ASSOC ANL Y-RATE (495)	1	39.1041	6,778.05	81,336.58
CCEA	ASSOCIATE ANALYST (415)	1	33.1378	5,743.88	68,926.52
CCEA	ASSOCIATE ANALYST (415)	2	34.8308	6,037.33	72,447.96
CCEA	ASSOCIATE ANALYST (415)	3	36.6115	6,345.99	76,151.92
CCEA	ASSOCIATE ANALYST (415)	4	38.4822	6,670.26	80,043.08
CCEA	ASSOCIATE ANALYST (415)	5	40.4478	7,010.94	84,131.32
CCEA	ASSOCIATE ENGINEER (439)	1	43.7802	7,588.58	91,062.92
CCEA	ASSOCIATE ENGINEER (439)	2	46.0167	7,976.24	95,714.84
CCEA	ASSOCIATE ENGINEER (439)	3	48.3686	8,383.90	100,606.74
CCEA	ASSOCIATE ENGINEER (439)	4	50.8392	8,812.14	105,745.64
CCEA	ASSOCIATE ENGINEER (439)	5	53.4384	9,262.65	111,151.82
CCEA	ASSOCIATE PLANNER (431)	1	39.2575	6,804.63	81,655.60
CCEA	ASSOCIATE PLANNER (431)	2	41.2636	7,152.36	85,828.34
CCEA	ASSOCIATE PLANNER (431)	3	43.3720	7,517.81	90,213.76
CCEA	ASSOCIATE PLANNER (431)	4	45.5882	7,901.96	94,823.56
CCEA	ASSOCIATE PLANNER (431)	5	47.9174	8,305.68	99,668.14
CCEA	AUDIO VISUAL OP/ANALYST-REG PT (455R)	1	41.2636	7,152.36	85,828.34
CCEA	AUDIO VISUAL OP/ANALYST-REG PT (455R)	2	43.3720	7,517.81	90,213.76
CCEA	AUDIO VISUAL OP/ANALYST-REG PT (455R)	3	45.5882	7,901.96	94,823.56
CCEA	AUTOMATED ENFORCEMENT TECH (219)	1	26.2490	4,549.83	54,597.92
CCEA	AUTOMATED ENFORCEMENT TECH (219)	2	27.5927	4,782.74	57,392.92
CCEA	AUTOMATED ENFORCEMENT TECH (219)	3	28.9798	5,023.16	60,277.88
CCEA	AUTOMATED ENFORCEMENT TECH (219)	4	30.4463	5,277.35	63,328.20
CCEA	AUTOMATED ENFORCEMENT TECH (219)	5	32.0027	5,547.14	66,565.72
CCEA	BICYCLE/PEDESTRIAN COORD (456)	1	43.7802	7,588.58	91,062.92
CCEA	BICYCLE/PEDESTRIAN COORD (456)	2	46.0167	7,976.24	95,714.84
CCEA	BICYCLE/PEDESTRIAN COORD (456)	3	48.3686	8,383.90	100,606.74
CCEA	BICYCLE/PEDESTRIAN COORD (456)	4	50.8392	8,812.14	105,745.64
CCEA	BICYCLE/PEDESTRIAN COORD (456)	5	53.4384	9,262.65	111,151.82
CCEA	BUILDING AND SAFETY INSPECTOR (327)	1	33.1378	5,743.88	68,926.52

**Culver CITY**  
**Salary Schedule**  
**Effective Date 03/14/2022**

**ATTACHMENT 5**

**Note:** For FIRE job titles, the printed hourly rates are for 40-hour employees. To determine the hourly rates for 56-hour employees, divide the annual rate by 2912. (Titles with two codes in parentheses indicate they are 40-hour & 56-hour positions. The first code is for 40-hr, the second one for 56-hr.)

Group	Title	Step	Hourly Rate	Monthly Rate	Annual Rate
CCEA	BUILDING AND SAFETY INSPECTOR (327)	2	34.8308	6,037.33	72,447.96
CCEA	BUILDING AND SAFETY INSPECTOR (327)	3	36.6115	6,345.99	76,151.92
CCEA	BUILDING AND SAFETY INSPECTOR (327)	4	38.4822	6,670.26	80,043.08
CCEA	BUILDING AND SAFETY INSPECTOR (327)	5	40.4478	7,010.94	84,131.32
CCEA	BUILDING ENGINEER (433)	1	40.8532	7,081.23	84,974.76
CCEA	BUILDING ENGINEER (433)	2	42.9411	7,443.13	89,317.54
CCEA	BUILDING ENGINEER (433)	3	45.1359	7,823.55	93,882.62
CCEA	BUILDING ENGINEER (433)	4	47.4422	8,223.32	98,679.88
CCEA	BUILDING ENGINEER (433)	5	49.8661	8,643.46	103,721.54
CCEA	BUS OPERATOR (305)	0	23.1734	4,016.72	48,200.62
CCEA	BUS OPERATOR (305)	1	25.6022	4,437.72	53,252.68
CCEA	BUS OPERATOR (305)	2	26.9123	4,664.79	55,977.48
CCEA	BUS OPERATOR (305)	3	28.2826	4,902.32	58,827.86
CCEA	BUS OPERATOR (305)	4	29.6975	5,147.57	61,770.80
CCEA	BUS OPERATOR (305)	5	31.2155	5,410.69	64,928.24
CCEA	BUS OPERATOR-REG PT (305R)	1	20.9728	3,635.28	43,623.32
CCEA	BUS OPERATOR-REG PT (305R)	2	22.0443	3,821.00	45,852.04
CCEA	BUS OPERATOR-REG PT (305R)	3	23.1734	4,016.72	48,200.62
CCEA	BUSINESS TAX INSPECTOR (224)	1	27.8699	4,830.78	57,969.34
CCEA	BUSINESS TAX INSPECTOR (224)	2	29.2654	5,072.67	60,871.98
CCEA	BUSINESS TAX INSPECTOR (224)	3	30.7509	5,330.15	63,961.82
CCEA	BUSINESS TAX INSPECTOR (224)	4	32.3228	5,602.61	67,231.32
CCEA	BUSINESS TAX INSPECTOR (224)	5	33.9741	5,888.85	70,666.18
CCEA	BUYER (434)	1	41.0585	7,116.81	85,401.68
CCEA	BUYER (434)	2	43.1562	7,480.42	89,765.00
CCEA	BUYER (434)	3	45.3616	7,862.68	94,352.18
CCEA	BUYER (434)	4	47.6798	8,264.49	99,173.88
CCEA	BUYER (434)	5	50.1156	8,686.71	104,240.50
CCEA	CEMENT FINISHER (314)	1	28.4196	4,926.07	59,112.82
CCEA	CEMENT FINISHER (314)	2	29.8451	5,173.16	62,077.86
CCEA	CEMENT FINISHER (314)	3	31.3702	5,437.51	65,250.12
CCEA	CEMENT FINISHER (314)	4	32.9734	5,715.39	68,584.62
CCEA	CEMENT FINISHER (314)	5	34.6581	6,007.41	72,088.90
CCEA	CITY CLERK SPECIALIST (452)	1	31.5263	5,464.55	65,574.60
CCEA	CITY CLERK SPECIALIST (452)	2	33.1378	5,743.88	68,926.52
CCEA	CITY CLERK SPECIALIST (452)	3	34.8308	6,037.33	72,447.96
CCEA	CITY CLERK SPECIALIST (452)	4	36.6115	6,345.99	76,151.92
CCEA	CITY CLERK SPECIALIST (452)	5	38.4822	6,670.26	80,043.08
CCEA	CLAIMS/SAFETY TECHNICIAN (402)	1	31.5263	5,464.55	65,574.60
CCEA	CLAIMS/SAFETY TECHNICIAN (402)	2	33.1378	5,743.88	68,926.52
CCEA	CLAIMS/SAFETY TECHNICIAN (402)	3	34.8308	6,037.33	72,447.96



**Culver CITY**  
**Salary Schedule**  
**Effective Date 03/14/2022**

**ATTACHMENT 5**

**Note:** For FIRE job titles, the printed hourly rates are for 40-hour employees. To determine the hourly rates for 56-hour employees, divide the annual rate by 2912. (Titles with two codes in parentheses indicate they are 40-hour & 56-hour positions. The first code is for 40-hr, the second one for 56-hr.)

Group	Title	Step	Hourly Rate	Monthly Rate	Annual Rate
CCEA	CLAIMS/SAFETY TECHNICIAN (402)	4	36.6115	6,345.99	76,151.92
CCEA	CLAIMS/SAFETY TECHNICIAN (402)	5	38.4822	6,670.26	80,043.08
CCEA	CLERK (200)	1	18.2326	3,160.32	37,923.86
CCEA	CLERK (200)	2	19.1645	3,321.85	39,862.16
CCEA	CLERK (200)	3	20.1447	3,491.76	41,901.08
CCEA	CLERK (200)	4	21.1756	3,670.44	44,045.30
CCEA	CLERK (200)	5	22.2570	3,857.88	46,294.56
CCEA	CLERK TYPIST (202)	1	19.4608	3,373.20	40,478.36
CCEA	CLERK TYPIST (202)	2	20.4567	3,545.84	42,550.04
CCEA	CLERK TYPIST (202)	3	21.5019	3,726.99	44,723.90
CCEA	CLERK TYPIST (202)	4	22.6021	3,917.70	47,012.42
CCEA	CLERK TYPIST (202)	5	23.7578	4,118.01	49,416.12
CCEA	CLERK TYPIST-REG PT (202R)	1	19.4608	3,373.20	40,478.36
CCEA	CLERK TYPIST-REG PT (202R)	2	20.4567	3,545.84	42,550.04
CCEA	CLERK TYPIST-REG PT (202R)	3	21.5019	3,726.99	44,723.90
CCEA	CLERK-REG PT (200R)	1	18.2326	3,160.32	37,923.86
CCEA	CLERK-REG PT (200R)	2	19.1645	3,321.85	39,862.16
CCEA	CLERK-REG PT (200R)	3	20.1447	3,491.76	41,901.08
CCEA	COACH CLEANER (231)	1	21.1825	3,671.63	44,059.60
CCEA	COACH CLEANER (231)	2	22.2661	3,859.46	46,313.54
CCEA	COACH CLEANER (231)	3	23.4050	4,056.87	48,682.40
CCEA	COACH CLEANER (231)	4	24.6012	4,264.22	51,170.60
CCEA	COACH CLEANER (231)	5	25.8588	4,482.18	53,786.20
CCEA	CODE ENFORCEMENT ANALYST (429)	1	38.1020	6,604.35	79,252.16
CCEA	CODE ENFORCEMENT ANALYST (429)	2	40.0483	6,941.70	83,300.36
CCEA	CODE ENFORCEMENT ANALYST (429)	3	42.0953	7,296.51	87,558.12
CCEA	CODE ENFORCEMENT ANALYST (429)	4	44.2457	7,669.26	92,031.16
CCEA	CODE ENFORCEMENT ANALYST (429)	5	46.5077	8,061.34	96,736.12
CCEA	CODE ENFORCEMENT OFFICER (228)	1	30.9008	5,356.13	64,273.56
CCEA	CODE ENFORCEMENT OFFICER (228)	2	32.4799	5,629.85	67,558.14
CCEA	CODE ENFORCEMENT OFFICER (228)	3	34.1395	5,917.51	71,010.16
CCEA	CODE ENFORCEMENT OFFICER (228)	4	35.8838	6,219.85	74,638.20
CCEA	CODE ENFORCEMENT OFFICER (228)	5	37.7169	6,537.59	78,451.10
CCEA	COMM SVCS OFFICER-REG PT (201R)	1	18.1480	3,145.65	37,747.84
CCEA	COMM SVCS OFFICER-REG PT (201R)	2	19.0756	3,306.44	39,677.30
CCEA	COMM SVCS OFFICER-REG PT (201R)	3	20.0511	3,475.53	41,706.34
CCEA	COMMUNICATION SUPERVISOR (453)	1	44.0610	7,637.24	91,646.88
CCEA	COMMUNICATION SUPERVISOR (453)	2	46.3137	8,027.72	96,332.60
CCEA	COMMUNICATION SUPERVISOR (453)	3	48.6800	8,437.87	101,254.40
CCEA	COMMUNICATION SUPERVISOR (453)	4	51.1664	8,868.84	106,426.06

**Culver CITY**  
**Salary Schedule**  
**Effective Date 03/14/2022**

**ATTACHMENT 5**

**Note:** For FIRE job titles, the printed hourly rates are for 40-hour employees. To determine the hourly rates for 56-hour employees, divide the annual rate by 2912. (Titles with two codes in parentheses indicate they are 40-hour & 56-hour positions. The first code is for 40-hr, the second one for 56-hr.)

Group	Title	Step	Hourly Rate	Monthly Rate	Annual Rate
CCEA	COMMUNICATION SUPERVISOR (453)	5	53.7819	9,322.19	111,866.30
CCEA	COMMUNICATIONS TECHNICIAN (333)	1	38.3140	6,641.09	79,693.12
CCEA	COMMUNICATIONS TECHNICIAN (333)	2	40.2728	6,980.61	83,767.32
CCEA	COMMUNICATIONS TECHNICIAN (333)	3	42.3304	7,337.27	88,047.18
CCEA	COMMUNICATIONS TECHNICIAN (333)	4	44.4925	7,712.03	92,544.40
CCEA	COMMUNICATIONS TECHNICIAN (333)	5	46.7668	8,106.24	97,274.84
CCEA	COMPUTER PROGRAMMER (422)	1	35.0047	6,067.49	72,809.88
CCEA	COMPUTER PROGRAMMER (422)	2	36.7939	6,377.61	76,531.26
CCEA	COMPUTER PROGRAMMER (422)	3	38.6742	6,703.54	80,442.44
CCEA	COMPUTER PROGRAMMER (422)	4	40.6505	7,046.09	84,553.04
CCEA	COMPUTER PROGRAMMER (422)	5	42.7277	7,406.14	88,873.72
CCEA	CUSTODIAN (203)	1	19.7548	3,424.16	41,089.88
CCEA	CUSTODIAN (203)	2	20.7640	3,599.09	43,189.12
CCEA	CUSTODIAN (203)	3	21.8259	3,783.15	45,397.82
CCEA	CUSTODIAN (203)	4	22.9428	3,976.74	47,720.92
CCEA	CUSTODIAN (203)	5	24.1154	4,180.00	50,159.98
CCEA	CUSTODIAN-REG PT (203R)	1	19.7548	3,424.16	41,089.88
CCEA	CUSTODIAN-REG PT (203R)	2	20.7640	3,599.09	43,189.12
CCEA	CUSTODIAN-REG PT (203R)	3	21.8259	3,783.15	45,397.82
CCEA	ELEC FLEET SVCS TECH (338)	1	32.9932	5,718.83	68,625.96
CCEA	ELEC FLEET SVCS TECH (338)	2	34.6788	6,010.98	72,131.80
CCEA	ELEC FLEET SVCS TECH (338)	3	36.4515	6,318.26	75,819.12
CCEA	ELEC FLEET SVCS TECH (338)	4	38.3140	6,641.09	79,693.12
CCEA	ELEC FLEET SVCS TECH (338)	5	40.2728	6,980.61	83,767.32
CCEA	ELECTRICAL MAINT CREWLEADER (337)	1	41.0149	7,109.25	85,310.94
CCEA	ELECTRICAL MAINT CREWLEADER (337)	2	43.1115	7,472.66	89,671.92
CCEA	ELECTRICAL MAINT CREWLEADER (337)	3	45.3140	7,854.43	94,253.12
CCEA	ELECTRICAL MAINT CREWLEADER (337)	4	47.6297	8,255.82	99,069.88
CCEA	ELECTRICAL MAINT CREWLEADER (337)	5	50.0638	8,677.72	104,132.60
CCEA	ENGINEERING DRAWING & DOC TECH (432)	1	39.2575	6,804.63	81,655.60
CCEA	ENGINEERING DRAWING & DOC TECH (432)	2	41.2636	7,152.36	85,828.34
CCEA	ENGINEERING DRAWING & DOC TECH (432)	3	43.3720	7,517.81	90,213.76
CCEA	ENGINEERING DRAWING & DOC TECH (432)	4	45.5882	7,901.96	94,823.56
CCEA	ENGINEERING DRAWING & DOC TECH (432)	5	47.9174	8,305.68	99,668.14
CCEA	ENGINEERING TECHNICIAN (406)	1	30.5986	5,303.76	63,645.14
CCEA	ENGINEERING TECHNICIAN (406)	2	32.1622	5,574.79	66,897.48
CCEA	ENGINEERING TECHNICIAN (406)	3	33.8060	5,859.71	70,316.48
CCEA	ENGINEERING TECHNICIAN (406)	4	35.5328	6,159.01	73,908.12
CCEA	ENGINEERING TECHNICIAN (406)	5	37.3485	6,473.74	77,684.88
CCEA	ENVIRONMENTAL COMPLIANCE INSP (451)	1	33.3033	5,772.56	69,270.76

**Culver CITY**  
**Salary Schedule**  
**Effective Date 03/14/2022**

**ATTACHMENT 5**

**Note:** For FIRE job titles, the printed hourly rates are for 40-hour employees. To determine the hourly rates for 56-hour employees, divide the annual rate by 2912. (Titles with two codes in parentheses indicate they are 40-hour & 56-hour positions. The first code is for 40-hr, the second one for 56-hr.)

Group	Title	Step	Hourly Rate	Monthly Rate	Annual Rate
CCEA	ENVIRONMENTAL COMPLIANCE INSP (451)	2	35.0047	6,067.49	72,809.88
CCEA	ENVIRONMENTAL COMPLIANCE INSP (451)	3	36.7939	6,377.61	76,531.26
CCEA	ENVIRONMENTAL COMPLIANCE INSP (451)	4	38.6742	6,703.54	80,442.44
CCEA	ENVIRONMENTAL COMPLIANCE INSP (451)	5	40.6505	7,046.09	84,553.04
CCEA	FACILITIES LEADWORKER (332)	1	34.8308	6,037.33	72,447.96
CCEA	FACILITIES LEADWORKER (332)	2	36.6115	6,345.99	76,151.92
CCEA	FACILITIES LEADWORKER (332)	3	38.4822	6,670.26	80,043.08
CCEA	FACILITIES LEADWORKER (332)	4	40.4478	7,010.94	84,131.32
CCEA	FACILITIES LEADWORKER (332)	5	42.5152	7,369.31	88,431.72
CCEA	FACILITIES MAINT CREW LEADER (322)	1	31.5263	5,464.55	65,574.60
CCEA	FACILITIES MAINT CREW LEADER (322)	2	33.1378	5,743.88	68,926.52
CCEA	FACILITIES MAINT CREW LEADER (322)	3	34.8308	6,037.33	72,447.96
CCEA	FACILITIES MAINT CREW LEADER (322)	4	36.6115	6,345.99	76,151.92
CCEA	FACILITIES MAINT CREW LEADER (322)	5	38.4822	6,670.26	80,043.08
CCEA	FACILITIES MAINTENANCE WORKER (303)	1	25.4749	4,415.65	52,987.74
CCEA	FACILITIES MAINTENANCE WORKER (303)	2	26.7778	4,641.48	55,697.72
CCEA	FACILITIES MAINTENANCE WORKER (303)	3	28.1483	4,879.03	58,548.36
CCEA	FACILITIES MAINTENANCE WORKER (303)	4	29.5524	5,122.41	61,468.94
CCEA	FACILITIES MAINTENANCE WORKER (303)	5	31.0594	5,383.63	64,603.50
CCEA	FIRE PREVENTION SPECIALIST (437)	1	42.3472	7,340.19	88,082.28
CCEA	FIRE PREVENTION SPECIALIST (437)	2	44.5119	7,715.39	92,584.70
CCEA	FIRE PREVENTION SPECIALIST (437)	3	46.7859	8,109.55	97,314.62
CCEA	FIRE PREVENTION SPECIALIST (437)	4	49.1775	8,524.10	102,289.20
CCEA	FIRE PREVENTION SPECIALIST (437)	5	51.6899	8,959.58	107,514.94
CCEA	FIRE PREVENTION SPECIALIST-REG PT (437R)	1	42.3472	7,340.19	88,082.28
CCEA	FIRE PREVENTION SPECIALIST-REG PT (437R)	2	44.5119	7,715.39	92,584.70
CCEA	FIRE PREVENTION SPECIALIST-REG PT (437R)	3	46.7859	8,109.55	97,314.62
CCEA	FLEET SERVICES ASSISTANT (210)	1	22.8290	3,957.03	47,484.32
CCEA	FLEET SERVICES ASSISTANT (210)	2	23.9966	4,159.42	49,912.98
CCEA	FLEET SERVICES ASSISTANT (210)	3	25.2229	4,371.97	52,463.58
CCEA	FLEET SERVICES ASSISTANT (210)	4	26.5128	4,595.54	55,146.52
CCEA	FLEET SERVICES ASSISTANT (210)	5	27.8699	4,830.78	57,969.34
CCEA	FLEET SERVICES ASSISTANT-REG PT (210R)	1	22.8290	3,957.03	47,484.32
CCEA	FLEET SERVICES ASSISTANT-REG PT (210R)	2	23.9966	4,159.42	49,912.98
CCEA	FLEET SERVICES ASSISTANT-REG PT (210R)	3	25.2229	4,371.97	52,463.58
CCEA	FLEET SERVICES SUPERVISOR (427)	1	37.5298	6,505.16	78,061.88
CCEA	FLEET SERVICES SUPERVISOR (427)	2	39.4478	6,837.61	82,051.32
CCEA	FLEET SERVICES SUPERVISOR (427)	3	41.4635	7,187.01	86,244.08
CCEA	FLEET SERVICES SUPERVISOR (427)	4	43.5824	7,554.28	90,651.34

**Note:** For FIRE job titles, the printed hourly rates are for 40-hour employees. To determine the hourly rates for 56-hour employees, divide the annual rate by 2912. (Titles with two codes in parentheses indicate they are 40-hour & 56-hour positions. The first code is for 40-hr, the second one for 56-hr.)

Group	Title	Step	Hourly Rate	Monthly Rate	Annual Rate
CCEA	FLEET SERVICES SUPERVISOR (427)	5	45.8098	7,940.36	95,284.28
CCEA	FLEET SERVICES TECHNICIAN (309)	1	26.3796	4,572.47	54,869.62
CCEA	FLEET SERVICES TECHNICIAN (309)	2	27.7307	4,806.66	57,679.96
CCEA	FLEET SERVICES TECHNICIAN (309)	3	29.1227	5,047.94	60,575.32
CCEA	FLEET SERVICES TECHNICIAN (309)	4	30.5986	5,303.76	63,645.14
CCEA	FLEET SERVICES TECHNICIAN (309)	5	32.1622	5,574.79	66,897.48
CCEA	FORENSIC SPECIALIST (335)	1	37.1635	6,441.67	77,300.08
CCEA	FORENSIC SPECIALIST (335)	2	39.0619	6,770.73	81,248.70
CCEA	FORENSIC SPECIALIST (335)	3	41.0585	7,116.81	85,401.68
CCEA	FORENSIC SPECIALIST (335)	4	43.1562	7,480.42	89,765.00
CCEA	FORENSIC SPECIALIST (335)	5	45.3616	7,862.68	94,352.18
CCEA	GIS ANALYST (438)	1	43.3720	7,517.81	90,213.76
CCEA	GIS ANALYST (438)	2	45.5882	7,901.96	94,823.56
CCEA	GIS ANALYST (438)	3	47.9174	8,305.68	99,668.14
CCEA	GIS ANALYST (438)	4	50.3666	8,730.22	104,762.58
CCEA	GIS ANALYST (438)	5	52.9403	9,176.31	110,115.72
CCEA	GIS TECHNICIAN (424)	1	36.0692	6,252.00	75,024.04
CCEA	GIS TECHNICIAN (424)	2	37.9122	6,571.46	78,857.48
CCEA	GIS TECHNICIAN (424)	3	39.8490	6,907.16	82,885.92
CCEA	GIS TECHNICIAN (424)	4	41.8852	7,260.11	87,121.32
CCEA	GIS TECHNICIAN (424)	5	44.0260	7,631.17	91,574.08
CCEA	GRAPHIC SERVICES ASSISTANT (209)	1	22.7138	3,937.05	47,244.60
CCEA	GRAPHIC SERVICES ASSISTANT (209)	2	23.8765	4,138.59	49,663.12
CCEA	GRAPHIC SERVICES ASSISTANT (209)	3	25.0970	4,350.15	52,201.76
CCEA	GRAPHIC SERVICES ASSISTANT (209)	4	26.3796	4,572.47	54,869.62
CCEA	GRAPHIC SERVICES ASSISTANT (209)	5	27.7307	4,806.66	57,679.96
CCEA	GRAPHIC SERVICES SUPERVISOR (413)	1	32.3228	5,602.61	67,231.32
CCEA	GRAPHIC SERVICES SUPERVISOR (413)	2	33.9741	5,888.85	70,666.18
CCEA	GRAPHIC SERVICES SUPERVISOR (413)	3	35.7103	6,189.78	74,277.32
CCEA	GRAPHIC SERVICES SUPERVISOR (413)	4	37.5354	6,506.13	78,073.58
CCEA	GRAPHIC SERVICES SUPERVISOR (413)	5	39.4529	6,838.50	82,061.98
CCEA	HEAVY EQUIPMENT OPERATOR (313)	1	27.8699	4,830.78	57,969.34
CCEA	HEAVY EQUIPMENT OPERATOR (313)	2	29.2654	5,072.67	60,871.98
CCEA	HEAVY EQUIPMENT OPERATOR (313)	3	30.7509	5,330.15	63,961.82
CCEA	HEAVY EQUIPMENT OPERATOR (313)	4	32.3228	5,602.61	67,231.32
CCEA	HEAVY EQUIPMENT OPERATOR (313)	5	33.9741	5,888.85	70,666.18
CCEA	HEAVY EQUIPMENT OPERATOR-REG PT (313R)	1	27.8699	4,830.78	57,969.34
CCEA	HEAVY EQUIPMENT OPERATOR-REG PT (313R)	2	29.2654	5,072.67	60,871.98
CCEA	HEAVY EQUIPMENT OPERATOR-REG PT (313R)	3	30.7509	5,330.15	63,961.82

**Culver CITY**  
**Salary Schedule**  
**Effective Date 03/14/2022**

**ATTACHMENT 5**

**Note:** For FIRE job titles, the printed hourly rates are for 40-hour employees. To determine the hourly rates for 56-hour employees, divide the annual rate by 2912. (Titles with two codes in parentheses indicate they are 40-hour & 56-hour positions. The first code is for 40-hr, the second one for 56-hr.)

Group	Title	Step	Hourly Rate	Monthly Rate	Annual Rate
CCEA	HEAVY TRUCK DRIVER (312)	1	26.7778	4,641.48	55,697.72
CCEA	HEAVY TRUCK DRIVER (312)	2	28.1483	4,879.03	58,548.36
CCEA	HEAVY TRUCK DRIVER (312)	3	29.5524	5,122.41	61,468.94
CCEA	HEAVY TRUCK DRIVER (312)	4	31.0594	5,383.63	64,603.50
CCEA	HEAVY TRUCK DRIVER (312)	5	32.6468	5,658.77	67,905.24
CCEA	HEAVY TRUCK DRIVER-REG PT (312R)	1	26.7778	4,641.48	55,697.72
CCEA	HEAVY TRUCK DRIVER-REG PT (312R)	2	28.1483	4,879.03	58,548.36
CCEA	HEAVY TRUCK DRIVER-REG PT (312R)	3	29.5524	5,122.41	61,468.94
CCEA	HOUSING ASSISTANT (409)	1	30.7509	5,330.15	63,961.82
CCEA	HOUSING ASSISTANT (409)	2	32.3228	5,602.61	67,231.32
CCEA	HOUSING ASSISTANT (409)	3	33.9741	5,888.85	70,666.18
CCEA	HOUSING ASSISTANT (409)	4	35.7103	6,189.78	74,277.32
CCEA	HOUSING ASSISTANT (409)	5	37.5354	6,506.13	78,073.58
CCEA	HOUSING SPECIALIST (426)	1	36.6115	6,345.99	76,151.92
CCEA	HOUSING SPECIALIST (426)	2	38.4822	6,670.26	80,043.08
CCEA	HOUSING SPECIALIST (426)	3	40.4478	7,010.94	84,131.32
CCEA	HOUSING SPECIALIST (426)	4	42.5152	7,369.31	88,431.72
CCEA	HOUSING SPECIALIST (426)	5	44.6882	7,745.96	92,951.56
CCEA	HUMAN RESOURCES ASSOCIATE (410)	1	34.6788	6,010.98	72,131.80
CCEA	HUMAN RESOURCES ASSOCIATE (410)	2	36.4515	6,318.26	75,819.12
CCEA	HUMAN RESOURCES ASSOCIATE (410)	3	38.3140	6,641.09	79,693.12
CCEA	HUMAN RESOURCES ASSOCIATE (410)	4	40.2728	6,980.61	83,767.32
CCEA	HUMAN RESOURCES ASSOCIATE (410)	5	42.3304	7,337.27	88,047.18
CCEA	HUMAN RESOURCES TECHNICIAN (411)	1	31.5263	5,464.55	65,574.60
CCEA	HUMAN RESOURCES TECHNICIAN (411)	2	33.1378	5,743.88	68,926.52
CCEA	HUMAN RESOURCES TECHNICIAN (411)	3	34.8308	6,037.33	72,447.96
CCEA	HUMAN RESOURCES TECHNICIAN (411)	4	36.6115	6,345.99	76,151.92
CCEA	HUMAN RESOURCES TECHNICIAN (411)	5	38.4822	6,670.26	80,043.08
CCEA	HVAC MAINTENANCE WORKER (326)	1	32.6468	5,658.77	67,905.24
CCEA	HVAC MAINTENANCE WORKER (326)	2	34.3148	5,947.89	71,374.68
CCEA	HVAC MAINTENANCE WORKER (326)	3	36.0692	6,252.00	75,024.04
CCEA	HVAC MAINTENANCE WORKER (326)	4	37.9122	6,571.46	78,857.48
CCEA	HVAC MAINTENANCE WORKER (326)	5	39.8490	6,907.16	82,885.92
CCEA	HVAC TECHNICIAN (339)	1	34.2791	5,941.72	71,300.58
CCEA	HVAC TECHNICIAN (339)	2	36.0238	6,244.12	74,929.40
CCEA	HVAC TECHNICIAN (339)	3	37.8726	6,564.59	78,775.06
CCEA	HVAC TECHNICIAN (339)	4	39.8078	6,900.01	82,800.12
CCEA	HVAC TECHNICIAN (339)	5	41.8415	7,252.53	87,030.32
CCEA	INFORMATION SYSTEMS ANALYST (435)	1	41.2636	7,152.36	85,828.34
CCEA	INFORMATION SYSTEMS ANALYST (435)	2	43.3720	7,517.81	90,213.76
CCEA	INFORMATION SYSTEMS ANALYST (435)	3	45.5882	7,901.96	94,823.56

**Culver CITY**  
**Salary Schedule**  
**Effective Date 03/14/2022**

**ATTACHMENT 5**

**Note:** For FIRE job titles, the printed hourly rates are for 40-hour employees. To determine the hourly rates for 56-hour employees, divide the annual rate by 2912. (Titles with two codes in parentheses indicate they are 40-hour & 56-hour positions. The first code is for 40-hr, the second one for 56-hr.)

Group	Title	Step	Hourly Rate	Monthly Rate	Annual Rate
CCEA	INFORMATION SYSTEMS ANALYST (435)	4	47.9174	8,305.68	99,668.14
CCEA	INFORMATION SYSTEMS ANALYST (435)	5	50.3666	8,730.22	104,762.58
CCEA	INFORMATION TECHNOLOGY ANALYST (418)	1	33.4701	5,801.49	69,617.86
CCEA	INFORMATION TECHNOLOGY ANALYST (418)	2	35.1801	6,097.89	73,174.66
CCEA	INFORMATION TECHNOLOGY ANALYST (418)	3	36.9774	6,409.41	76,912.94
CCEA	INFORMATION TECHNOLOGY ANALYST (418)	4	38.8673	6,736.99	80,843.88
CCEA	INFORMATION TECHNOLOGY ANALYST (418)	5	40.8532	7,081.23	84,974.76
CCEA	IRRIGATION MAINTENANCE TECHNIC (304)	1	25.4749	4,415.65	52,987.74
CCEA	IRRIGATION MAINTENANCE TECHNIC (304)	2	26.7778	4,641.48	55,697.72
CCEA	IRRIGATION MAINTENANCE TECHNIC (304)	3	28.1483	4,879.03	58,548.36
CCEA	IRRIGATION MAINTENANCE TECHNIC (304)	4	29.5524	5,122.41	61,468.94
CCEA	IRRIGATION MAINTENANCE TECHNIC (304)	5	31.0594	5,383.63	64,603.50
CCEA	JAILER (218)	1	25.4749	4,415.65	52,987.74
CCEA	JAILER (218)	2	26.7778	4,641.48	55,697.72
CCEA	JAILER (218)	3	28.1483	4,879.03	58,548.36
CCEA	JAILER (218)	4	29.5524	5,122.41	61,468.94
CCEA	JAILER (218)	5	31.0594	5,383.63	64,603.50
CCEA	JAILER - Y-RATE (297)	1	32.3439	5,606.27	67,275.26
CCEA	LABORER (204)	1	21.1825	3,671.63	44,059.60
CCEA	LABORER (204)	2	22.2661	3,859.46	46,313.54
CCEA	LABORER (204)	3	23.4050	4,056.87	48,682.40
CCEA	LABORER (204)	4	24.6012	4,264.22	51,170.60
CCEA	LABORER (204)	5	25.8588	4,482.18	53,786.20
CCEA	LABORER-REG PT (204R)	1	21.1825	3,671.63	44,059.60
CCEA	LABORER-REG PT (204R)	2	22.2661	3,859.46	46,313.54
CCEA	LABORER-REG PT (204R)	3	23.4050	4,056.87	48,682.40
CCEA	LEGAL SECRETARY (412)	1	32.1622	5,574.79	66,897.48
CCEA	LEGAL SECRETARY (412)	2	33.8060	5,859.71	70,316.48
CCEA	LEGAL SECRETARY (412)	3	35.5328	6,159.01	73,908.12
CCEA	LEGAL SECRETARY (412)	4	37.3485	6,473.74	77,684.88
CCEA	LEGAL SECRETARY (412)	5	39.2575	6,804.63	81,655.60
CCEA	MAINTENANCE CARPENTER (319)	1	29.5524	5,122.41	61,468.94
CCEA	MAINTENANCE CARPENTER (319)	2	31.0594	5,383.63	64,603.50
CCEA	MAINTENANCE CARPENTER (319)	3	32.6468	5,658.77	67,905.24
CCEA	MAINTENANCE CARPENTER (319)	4	34.3148	5,947.89	71,374.68
CCEA	MAINTENANCE CARPENTER (319)	5	36.0692	6,252.00	75,024.04
CCEA	MAINTENANCE ELECTRICIAN (328)	1	33.1378	5,743.88	68,926.52
CCEA	MAINTENANCE ELECTRICIAN (328)	2	34.8308	6,037.33	72,447.96
CCEA	MAINTENANCE ELECTRICIAN (328)	3	36.6115	6,345.99	76,151.92
CCEA	MAINTENANCE ELECTRICIAN (328)	4	38.4822	6,670.26	80,043.08

# Culver CITY

## Salary Schedule

Effective Date 03/14/2022

# ATTACHMENT 5

**Note:** For FIRE job titles, the printed hourly rates are for 40-hour employees. To determine the hourly rates for 56-hour employees, divide the annual rate by 2912. (Titles with two codes in parentheses indicate they are 40-hour & 56-hour positions. The first code is for 40-hr, the second one for 56-hr.)

Group	Title	Step	Hourly Rate	Monthly Rate	Annual Rate
CCEA	MAINTENANCE ELECTRICIAN (328)	5	40.4478	7,010.94	84,131.32
CCEA	MAINTENANCE PAINTER (317)	1	29.4084	5,097.45	61,169.42
CCEA	MAINTENANCE PAINTER (317)	2	30.9047	5,356.82	64,281.88
CCEA	MAINTENANCE PAINTER (317)	3	32.4849	5,630.71	67,568.54
CCEA	MAINTENANCE PAINTER (317)	4	34.1444	5,918.36	71,020.30
CCEA	MAINTENANCE PAINTER (317)	5	35.8891	6,220.78	74,649.38
CCEA	MAINTENANCE PLUMBER (329)	1	33.1378	5,743.88	68,926.52
CCEA	MAINTENANCE PLUMBER (329)	2	34.8308	6,037.33	72,447.96
CCEA	MAINTENANCE PLUMBER (329)	3	36.6115	6,345.99	76,151.92
CCEA	MAINTENANCE PLUMBER (329)	4	38.4822	6,670.26	80,043.08
CCEA	MAINTENANCE PLUMBER (329)	5	40.4478	7,010.94	84,131.32
CCEA	MAINTENANCE WORKER I (206)	1	22.1546	3,840.14	46,081.62
CCEA	MAINTENANCE WORKER I (206)	2	23.2886	4,036.70	48,440.34
CCEA	MAINTENANCE WORKER I (206)	3	24.4777	4,242.81	50,913.72
CCEA	MAINTENANCE WORKER I (206)	4	25.7293	4,459.74	53,516.84
CCEA	MAINTENANCE WORKER I (206)	5	27.0467	4,688.10	56,257.24
CCEA	MAINTENANCE WORKER I-REG PT (206R)	1	22.1546	3,840.14	46,081.62
CCEA	MAINTENANCE WORKER I-REG PT (206R)	2	23.2886	4,036.70	48,440.34
CCEA	MAINTENANCE WORKER I-REG PT (206R)	3	24.4777	4,242.81	50,913.72
CCEA	MAINTENANCE WORKER II (213)	1	23.5226	4,077.26	48,927.06
CCEA	MAINTENANCE WORKER II (213)	2	24.7236	4,285.43	51,425.14
CCEA	MAINTENANCE WORKER II (213)	3	25.9886	4,504.70	54,056.34
CCEA	MAINTENANCE WORKER II (213)	4	27.3190	4,735.29	56,823.52
CCEA	MAINTENANCE WORKER II (213)	5	28.6990	4,974.49	59,693.92
CCEA	MAINTENANCE WORKER II-REG PT (213R)	1	23.5226	4,077.26	48,927.06
CCEA	MAINTENANCE WORKER II-REG PT (213R)	2	24.7236	4,285.43	51,425.14
CCEA	MAINTENANCE WORKER II-REG PT (213R)	3	25.9886	4,504.70	54,056.34
CCEA	NETWORK ADMINISTRATOR (440)	1	45.3616	7,862.68	94,352.18
CCEA	NETWORK ADMINISTRATOR (440)	2	47.6798	8,264.49	99,173.88
CCEA	NETWORK ADMINISTRATOR (440)	3	50.1156	8,686.71	104,240.50
CCEA	NETWORK ADMINISTRATOR (440)	4	52.6765	9,130.59	109,567.12
CCEA	NETWORK ADMINISTRATOR (440)	5	55.3691	9,597.32	115,167.78
CCEA	OCCUPANCY SPECIALIST (232)	1	22.6021	3,917.70	47,012.42
CCEA	OCCUPANCY SPECIALIST (232)	2	23.7578	4,118.01	49,416.12
CCEA	OCCUPANCY SPECIALIST (232)	3	24.9719	4,328.46	51,941.50
CCEA	OCCUPANCY SPECIALIST (232)	4	26.2490	4,549.83	54,597.92
CCEA	OCCUPANCY SPECIALIST (232)	5	27.5927	4,782.74	57,392.92
CCEA	OFFICE AUTOMATION SPECIALIST (229)	1	30.5986	5,303.76	63,645.14
CCEA	OFFICE AUTOMATION SPECIALIST (229)	2	32.1622	5,574.79	66,897.48
CCEA	OFFICE AUTOMATION SPECIALIST (229)	3	33.8060	5,859.71	70,316.48

**Note:** For FIRE job titles, the printed hourly rates are for 40-hour employees. To determine the hourly rates for 56-hour employees, divide the annual rate by 2912. (Titles with two codes in parentheses indicate they are 40-hour & 56-hour positions. The first code is for 40-hr, the second one for 56-hr.)

Group	Title	Step	Hourly Rate	Monthly Rate	Annual Rate
CCEA	OFFICE AUTOMATION SPECIALIST (229)	4	35.5328	6,159.01	73,908.12
CCEA	OFFICE AUTOMATION SPECIALIST (229)	5	37.3485	6,473.74	77,684.88
CCEA	PARK MAINTENANCE CREWLEADER (315)	1	28.6990	4,974.49	59,693.92
CCEA	PARK MAINTENANCE CREWLEADER (315)	2	30.1438	5,224.92	62,699.00
CCEA	PARK MAINTENANCE CREWLEADER (315)	3	31.6845	5,491.98	65,903.76
CCEA	PARK MAINTENANCE CREWLEADER (315)	4	33.3033	5,772.56	69,270.76
CCEA	PARK MAINTENANCE CREWLEADER (315)	5	35.0047	6,067.49	72,809.88
CCEA	PARK PATROL OFFICER (220)	1	26.2490	4,549.83	54,597.92
CCEA	PARK PATROL OFFICER (220)	2	27.5927	4,782.74	57,392.92
CCEA	PARK PATROL OFFICER (220)	3	28.9798	5,023.16	60,277.88
CCEA	PARK PATROL OFFICER (220)	4	30.4463	5,277.35	63,328.20
CCEA	PARK PATROL OFFICER (220)	5	32.0027	5,547.14	66,565.72
CCEA	PARKING ENFORCEMENT OFFICER (214)	1	24.1154	4,180.00	50,159.98
CCEA	PARKING ENFORCEMENT OFFICER (214)	2	25.3490	4,393.83	52,725.92
CCEA	PARKING ENFORCEMENT OFFICER (214)	3	26.6447	4,618.42	55,421.08
CCEA	PARKING ENFORCEMENT OFFICER (214)	4	28.0092	4,854.94	58,259.24
CCEA	PARKING ENFORCEMENT OFFICER (214)	5	29.4084	5,097.45	61,169.42
CCEA	PARKING ENFORCEMENT SUPERVISOR (446)	1	33.1378	5,743.88	68,926.52
CCEA	PARKING ENFORCEMENT SUPERVISOR (446)	2	34.8308	6,037.33	72,447.96
CCEA	PARKING ENFORCEMENT SUPERVISOR (446)	3	36.6115	6,345.99	76,151.92
CCEA	PARKING ENFORCEMENT SUPERVISOR (446)	4	38.4822	6,670.26	80,043.08
CCEA	PARKING ENFORCEMENT SUPERVISOR (446)	5	40.4478	7,010.94	84,131.32
CCEA	PARKING METER TECHNICIAN (310)	1	27.6986	4,801.10	57,613.14
CCEA	PARKING METER TECHNICIAN (310)	2	29.1173	5,046.99	60,563.88
CCEA	PARKING METER TECHNICIAN (310)	3	30.5788	5,300.32	63,603.80
CCEA	PARKING METER TECHNICIAN (310)	4	32.1284	5,568.92	66,827.02
CCEA	PARKING METER TECHNICIAN (310)	5	33.7702	5,853.51	70,242.12
CCEA	PAYROLL TECHNICIAN (423)	1	34.6788	6,010.98	72,131.80
CCEA	PAYROLL TECHNICIAN (423)	2	36.4515	6,318.26	75,819.12
CCEA	PAYROLL TECHNICIAN (423)	3	38.3140	6,641.09	79,693.12
CCEA	PAYROLL TECHNICIAN (423)	4	40.2728	6,980.61	83,767.32
CCEA	PAYROLL TECHNICIAN (423)	5	42.3304	7,337.27	88,047.18
CCEA	PERMIT TECHNICIAN (215)	1	24.7236	4,285.43	51,425.14
CCEA	PERMIT TECHNICIAN (215)	2	25.9886	4,504.70	54,056.34
CCEA	PERMIT TECHNICIAN (215)	3	27.3190	4,735.29	56,823.52
CCEA	PERMIT TECHNICIAN (215)	4	28.6990	4,974.49	59,693.92
CCEA	PERMIT TECHNICIAN (215)	5	30.1438	5,224.92	62,699.00
CCEA	PERMIT TECHNICIAN II (230)	1	28.4321	4,928.24	59,138.82



**Culver CITY**  
**Salary Schedule**  
**Effective Date 03/14/2022**

**ATTACHMENT 5**

**Note:** For FIRE job titles, the printed hourly rates are for 40-hour employees. To determine the hourly rates for 56-hour employees, divide the annual rate by 2912. (Titles with two codes in parentheses indicate they are 40-hour & 56-hour positions. The first code is for 40-hr, the second one for 56-hr.)

Group	Title	Step	Hourly Rate	Monthly Rate	Annual Rate
CCEA	PERMIT TECHNICIAN II (230)	2	29.8868	5,180.37	62,164.44
CCEA	PERMIT TECHNICIAN II (230)	3	31.4169	5,445.59	65,347.10
CCEA	PERMIT TECHNICIAN II (230)	4	33.0038	5,720.65	68,647.80
CCEA	PERMIT TECHNICIAN II (230)	5	34.6653	6,008.64	72,103.72
CCEA	PERMIT TECHNICIAN-REG PT (215R)	1	24.7236	4,285.43	51,425.14
CCEA	PERMIT TECHNICIAN-REG PT (215R)	2	25.9886	4,504.70	54,056.34
CCEA	PERMIT TECHNICIAN-REG PT (215R)	3	27.3190	4,735.29	56,823.52
CCEA	PLAN CHECK ENGINEER (436)	1	42.4889	7,364.74	88,376.86
CCEA	PLAN CHECK ENGINEER (436)	2	44.6595	7,740.98	92,891.76
CCEA	PLAN CHECK ENGINEER (436)	3	46.9418	8,136.57	97,638.84
CCEA	PLAN CHECK ENGINEER (436)	4	49.3406	8,552.38	102,628.50
CCEA	PLAN CHECK ENGINEER (436)	5	51.8628	8,989.54	107,874.52
CCEA	PLANNING TECHNICIAN (400)	1	26.2490	4,549.83	54,597.92
CCEA	PLANNING TECHNICIAN (400)	2	27.5927	4,782.74	57,392.92
CCEA	PLANNING TECHNICIAN (400)	3	28.9798	5,023.16	60,277.88
CCEA	PLANNING TECHNICIAN (400)	4	30.4463	5,277.35	63,328.20
CCEA	PLANNING TECHNICIAN (400)	5	32.0027	5,547.14	66,565.72
CCEA	PLANNING TECHNICIAN II (449)	1	33.1378	5,743.88	68,926.52
CCEA	PLANNING TECHNICIAN II (449)	2	34.8308	6,037.33	72,447.96
CCEA	PLANNING TECHNICIAN II (449)	3	36.6115	6,345.99	76,151.92
CCEA	PLANNING TECHNICIAN II (449)	4	38.4822	6,670.26	80,043.08
CCEA	PLANNING TECHNICIAN II (449)	5	40.4478	7,010.94	84,131.32
CCEA	POLICE RCRDS/PROPERTY SPRVSR (447)	1	33.1378	5,743.88	68,926.52
CCEA	POLICE RCRDS/PROPERTY SPRVSR (447)	2	34.8308	6,037.33	72,447.96
CCEA	POLICE RCRDS/PROPERTY SPRVSR (447)	3	36.6115	6,345.99	76,151.92
CCEA	POLICE RCRDS/PROPERTY SPRVSR (447)	4	38.4822	6,670.26	80,043.08
CCEA	POLICE RCRDS/PROPERTY SPRVSR (447)	5	40.4478	7,010.94	84,131.32
CCEA	POLICE RECORDS TECH-Y-RATE (296)	1	32.3439	5,606.27	67,275.26
CCEA	POLICE RECORDS TECHNICIAN (208)	1	22.6021	3,917.70	47,012.42
CCEA	POLICE RECORDS TECHNICIAN (208)	2	23.7578	4,118.01	49,416.12
CCEA	POLICE RECORDS TECHNICIAN (208)	3	24.9719	4,328.46	51,941.50
CCEA	POLICE RECORDS TECHNICIAN (208)	4	26.2490	4,549.83	54,597.92
CCEA	POLICE RECORDS TECHNICIAN (208)	5	27.5927	4,782.74	57,392.92
CCEA	POOL MAINTENANCE TECHNICIAN (330)	1	33.1378	5,743.88	68,926.52
CCEA	POOL MAINTENANCE TECHNICIAN (330)	2	34.8308	6,037.33	72,447.96
CCEA	POOL MAINTENANCE TECHNICIAN (330)	3	36.6115	6,345.99	76,151.92
CCEA	POOL MAINTENANCE TECHNICIAN (330)	4	38.4822	6,670.26	80,043.08
CCEA	POOL MAINTENANCE TECHNICIAN (330)	5	40.4478	7,010.94	84,131.32
CCEA	PROPERTY INSPECTOR (443)	1	36.2493	6,283.20	75,398.44
CCEA	PROPERTY INSPECTOR (443)	2	38.1020	6,604.35	79,252.16

**Culver CITY**  
**Salary Schedule**  
**Effective Date 03/14/2022**

**ATTACHMENT 5**

**Note:** For FIRE job titles, the printed hourly rates are for 40-hour employees. To determine the hourly rates for 56-hour employees, divide the annual rate by 2912. (Titles with two codes in parentheses indicate they are 40-hour & 56-hour positions. The first code is for 40-hr, the second one for 56-hr.)

Group	Title	Step	Hourly Rate	Monthly Rate	Annual Rate
CCEA	PROPERTY INSPECTOR (443)	3	40.0483	6,941.70	83,300.36
CCEA	PROPERTY INSPECTOR (443)	4	42.0953	7,296.51	87,558.12
CCEA	PROPERTY INSPECTOR (443)	5	44.2457	7,669.26	92,031.16
CCEA	PROPERTY TECHNICIAN (221)	1	26.5128	4,595.54	55,146.52
CCEA	PROPERTY TECHNICIAN (221)	2	27.8699	4,830.78	57,969.34
CCEA	PROPERTY TECHNICIAN (221)	3	29.2654	5,072.67	60,871.98
CCEA	PROPERTY TECHNICIAN (221)	4	30.7509	5,330.15	63,961.82
CCEA	PROPERTY TECHNICIAN (221)	5	32.3228	5,602.61	67,231.32
CCEA	PUBLIC ARTS COORDINATOR (457)	1	33.1378	5,743.88	68,926.52
CCEA	PUBLIC ARTS COORDINATOR (457)	2	34.8308	6,037.33	72,447.96
CCEA	PUBLIC ARTS COORDINATOR (457)	3	36.6115	6,345.99	76,151.92
CCEA	PUBLIC ARTS COORDINATOR (457)	4	38.4822	6,670.26	80,043.08
CCEA	PUBLIC ARTS COORDINATOR (457)	5	40.4478	7,010.94	84,131.32
CCEA	PUBLIC WORKS INSPECTOR (417)	1	33.3033	5,772.56	69,270.76
CCEA	PUBLIC WORKS INSPECTOR (417)	2	35.0047	6,067.49	72,809.88
CCEA	PUBLIC WORKS INSPECTOR (417)	3	36.7939	6,377.61	76,531.26
CCEA	PUBLIC WORKS INSPECTOR (417)	4	38.6742	6,703.54	80,442.44
CCEA	PUBLIC WORKS INSPECTOR (417)	5	40.6505	7,046.09	84,553.04
CCEA	REC & COMMUNITY SVCS COORDINAT (454)	1	30.7509	5,330.15	63,961.82
CCEA	REC & COMMUNITY SVCS COORDINAT (454)	2	32.3228	5,602.61	67,231.32
CCEA	REC & COMMUNITY SVCS COORDINAT (454)	3	33.9741	5,888.85	70,666.18
CCEA	REC & COMMUNITY SVCS COORDINAT (454)	4	35.7103	6,189.78	74,277.32
CCEA	REC & COMMUNITY SVCS COORDINAT (454)	5	37.5354	6,506.13	78,073.58
CCEA	REC & COMMUNITY SVCS COORDINAT-REG PT (454R)	1	30.7509	5,330.15	63,961.82
CCEA	REC & COMMUNITY SVCS COORDINAT-REG PT (454R)	2	32.3228	5,602.61	67,231.32
CCEA	REC & COMMUNITY SVCS COORDINAT-REG PT (454R)	3	33.9741	5,888.85	70,666.18
CCEA	RECORDS MGMT COORDINATOR (450)	1	31.5263	5,464.55	65,574.60
CCEA	RECORDS MGMT COORDINATOR (450)	2	33.1378	5,743.88	68,926.52
CCEA	RECORDS MGMT COORDINATOR (450)	3	34.8308	6,037.33	72,447.96
CCEA	RECORDS MGMT COORDINATOR (450)	4	36.6115	6,345.99	76,151.92
CCEA	RECORDS MGMT COORDINATOR (450)	5	38.4822	6,670.26	80,043.08
CCEA	RECREATION COORDINATOR (227)	1	29.9937	5,198.92	62,387.00
CCEA	RECREATION COORDINATOR (227)	2	31.5263	5,464.55	65,574.60
CCEA	RECREATION COORDINATOR (227)	3	33.1378	5,743.88	68,926.52
CCEA	RECREATION COORDINATOR (227)	4	34.8308	6,037.33	72,447.96
CCEA	RECREATION COORDINATOR (227)	5	36.6115	6,345.99	76,151.92
CCEA	RECREATION COORDINATOR-REG PT (227R)	1	29.9937	5,198.92	62,387.00
CCEA	RECREATION COORDINATOR-REG PT (227R)	2	31.5263	5,464.55	65,574.60
CCEA	RECREATION COORDINATOR-REG PT (227R)	3	33.1378	5,743.88	68,926.52

**Note:** For FIRE job titles, the printed hourly rates are for 40-hour employees. To determine the hourly rates for 56-hour employees, divide the annual rate by 2912. (Titles with two codes in parentheses indicate they are 40-hour & 56-hour positions. The first code is for 40-hr, the second one for 56-hr.)

Group	Title	Step	Hourly Rate	Monthly Rate	Annual Rate
CCEA	SAFETY OFFICER (444)	1	36.4291	6,314.38	75,772.58
CCEA	SAFETY OFFICER (444)	2	38.2902	6,636.98	79,643.72
CCEA	SAFETY OFFICER (444)	3	40.2472	6,976.19	83,714.28
CCEA	SAFETY OFFICER (444)	4	42.3041	7,332.72	87,992.58
CCEA	SAFETY OFFICER (444)	5	44.4652	7,707.31	92,487.72
CCEA	SAFETY SERVICES COMM OPER (225)	1	28.5586	4,950.16	59,401.94
CCEA	SAFETY SERVICES COMM OPER (225)	2	29.9937	5,198.92	62,387.00
CCEA	SAFETY SERVICES COMM OPER (225)	3	31.5263	5,464.55	65,574.60
CCEA	SAFETY SERVICES COMM OPER (225)	4	33.1378	5,743.88	68,926.52
CCEA	SAFETY SERVICES COMM OPER (225)	5	34.8308	6,037.33	72,447.96
CCEA	SANITATION COLLECTOR (301)	1	22.8290	3,957.03	47,484.32
CCEA	SANITATION COLLECTOR (301)	2	23.9966	4,159.42	49,912.98
CCEA	SANITATION COLLECTOR (301)	3	25.2229	4,371.97	52,463.58
CCEA	SANITATION COLLECTOR (301)	4	26.5128	4,595.54	55,146.52
CCEA	SANITATION COLLECTOR (301)	5	27.8699	4,830.78	57,969.34
CCEA	SANITATION DISPATCH (226)	1	29.2654	5,072.67	60,871.98
CCEA	SANITATION DISPATCH (226)	2	30.7509	5,330.15	63,961.82
CCEA	SANITATION DISPATCH (226)	3	32.3228	5,602.61	67,231.32
CCEA	SANITATION DISPATCH (226)	4	33.9741	5,888.85	70,666.18
CCEA	SANITATION DISPATCH (226)	5	35.7103	6,189.78	74,277.32
CCEA	SANITATION DISPATCH-REG PT (226R)	1	29.2654	5,072.67	60,871.98
CCEA	SANITATION DISPATCH-REG PT (226R)	2	30.7509	5,330.15	63,961.82
CCEA	SANITATION DISPATCH-REG PT (226R)	3	32.3228	5,602.61	67,231.32
CCEA	SANITATION DRIVER (306)	1	25.8588	4,482.18	53,786.20
CCEA	SANITATION DRIVER (306)	2	27.1824	4,711.61	56,539.34
CCEA	SANITATION DRIVER (306)	3	28.5586	4,950.16	59,401.94
CCEA	SANITATION DRIVER (306)	4	29.9937	5,198.92	62,387.00
CCEA	SANITATION DRIVER (306)	5	31.5263	5,464.55	65,574.60
CCEA	SANITATION DRIVER-REG PT (306R)	1	25.8588	4,482.18	53,786.20
CCEA	SANITATION DRIVER-REG PT (306R)	2	27.1824	4,711.61	56,539.34
CCEA	SANITATION DRIVER-REG PT (306R)	3	28.5586	4,950.16	59,401.94
CCEA	SANITATION ROLL-OFF DRIVER (311)	1	26.3796	4,572.47	54,869.62
CCEA	SANITATION ROLL-OFF DRIVER (311)	2	27.7307	4,806.66	57,679.96
CCEA	SANITATION ROLL-OFF DRIVER (311)	3	29.1227	5,047.94	60,575.32
CCEA	SANITATION ROLL-OFF DRIVER (311)	4	30.5986	5,303.76	63,645.14
CCEA	SANITATION ROLL-OFF DRIVER (311)	5	32.1622	5,574.79	66,897.48
CCEA	SCOUT VEHICLE OPERATOR (212)	1	23.2886	4,036.70	48,440.34
CCEA	SCOUT VEHICLE OPERATOR (212)	2	24.4777	4,242.81	50,913.72
CCEA	SCOUT VEHICLE OPERATOR (212)	3	25.7293	4,459.74	53,516.84
CCEA	SCOUT VEHICLE OPERATOR (212)	4	27.0467	4,688.10	56,257.24
CCEA	SCOUT VEHICLE OPERATOR (212)	5	28.4196	4,926.07	59,112.82

**Culver CITY**  
**Salary Schedule**  
**Effective Date 03/14/2022**

**ATTACHMENT 5**

**Note:** For FIRE job titles, the printed hourly rates are for 40-hour employees. To determine the hourly rates for 56-hour employees, divide the annual rate by 2912. (Titles with two codes in parentheses indicate they are 40-hour & 56-hour positions. The first code is for 40-hr, the second one for 56-hr.)

Group	Title	Step	Hourly Rate	Monthly Rate	Annual Rate
CCEA	SCOUT VEHICLE OPERATOR-REG PT (212R)	1	23.2886	4,036.70	48,440.34
CCEA	SCOUT VEHICLE OPERATOR-REG PT (212R)	2	24.4777	4,242.81	50,913.72
CCEA	SCOUT VEHICLE OPERATOR-REG PT (212R)	3	25.7293	4,459.74	53,516.84
CCEA	SECRETARY (216)	1	24.7236	4,285.43	51,425.14
CCEA	SECRETARY (216)	2	25.9886	4,504.70	54,056.34
CCEA	SECRETARY (216)	3	27.3190	4,735.29	56,823.52
CCEA	SECRETARY (216)	4	28.6990	4,974.49	59,693.92
CCEA	SECRETARY (216)	5	30.1438	5,224.92	62,699.00
CCEA	SECRETARY Y-RATE (295)	1	32.8451	5,693.16	68,317.86
CCEA	SERVICE DESK TECHNICIAN (403)	1	29.1227	5,047.94	60,575.32
CCEA	SERVICE DESK TECHNICIAN (403)	2	30.5986	5,303.76	63,645.14
CCEA	SERVICE DESK TECHNICIAN (403)	3	32.1622	5,574.79	66,897.48
CCEA	SERVICE DESK TECHNICIAN (403)	4	33.8060	5,859.71	70,316.48
CCEA	SERVICE DESK TECHNICIAN (403)	5	35.5328	6,159.01	73,908.12
CCEA	SEWER LIFT STATION ELECTRO MEC (318)	1	29.4084	5,097.45	61,169.42
CCEA	SEWER LIFT STATION ELECTRO MEC (318)	2	30.9047	5,356.82	64,281.88
CCEA	SEWER LIFT STATION ELECTRO MEC (318)	3	32.4849	5,630.71	67,568.54
CCEA	SEWER LIFT STATION ELECTRO MEC (318)	4	34.1444	5,918.36	71,020.30
CCEA	SEWER LIFT STATION ELECTRO MEC (318)	5	35.8891	6,220.78	74,649.38
CCEA	SOLID WASTE & RECYC CRW SPVR (405)	1	34.5763	5,993.22	71,918.60
CCEA	SOLID WASTE & RECYC CRW SPVR (405)	2	36.3396	6,298.87	75,586.42
CCEA	SOLID WASTE & RECYC CRW SPVR (405)	3	38.1969	6,620.79	79,449.50
CCEA	SOLID WASTE & RECYC CRW SPVR (405)	4	40.1484	6,959.05	83,508.62
CCEA	SOLID WASTE & RECYC CRW SPVR (405)	5	42.2009	7,314.82	87,777.82
CCEA	SR & SOCIAL SERVICES SPEC (408)	1	30.7509	5,330.15	63,961.82
CCEA	SR & SOCIAL SERVICES SPEC (408)	2	32.3228	5,602.61	67,231.32
CCEA	SR & SOCIAL SERVICES SPEC (408)	3	33.9741	5,888.85	70,666.18
CCEA	SR & SOCIAL SERVICES SPEC (408)	4	35.7103	6,189.78	74,277.32
CCEA	SR & SOCIAL SERVICES SPEC (408)	5	37.5354	6,506.13	78,073.58
CCEA	SR ACCOUNT CLERK (217)	1	24.9719	4,328.46	51,941.50
CCEA	SR ACCOUNT CLERK (217)	2	26.2490	4,549.83	54,597.92
CCEA	SR ACCOUNT CLERK (217)	3	27.5927	4,782.74	57,392.92
CCEA	SR ACCOUNT CLERK (217)	4	28.9798	5,023.16	60,277.88
CCEA	SR ACCOUNT CLERK (217)	5	30.4463	5,277.35	63,328.20
CCEA	SR COMP PROGRAMMER ANALYST (442)	1	47.9174	8,305.68	99,668.14
CCEA	SR COMP PROGRAMMER ANALYST (442)	2	50.3666	8,730.22	104,762.58
CCEA	SR COMP PROGRAMMER ANALYST (442)	3	52.9403	9,176.31	110,115.72
CCEA	SR COMP PROGRAMMER ANALYST (442)	4	55.6451	9,645.16	115,741.86
CCEA	SR COMP PROGRAMMER ANALYST (442)	5	58.4890	10,138.09	121,657.12
CCEA	SR ENGINEERING TECHNICIAN (416)	1	33.3033	5,772.56	69,270.76

**Note:** For FIRE job titles, the printed hourly rates are for 40-hour employees. To determine the hourly rates for 56-hour employees, divide the annual rate by 2912. (Titles with two codes in parentheses indicate they are 40-hour & 56-hour positions. The first code is for 40-hr, the second one for 56-hr.)

Group	Title	Step	Hourly Rate	Monthly Rate	Annual Rate
CCEA	SR ENGINEERING TECHNICIAN (416)	2	35.0047	6,067.49	72,809.88
CCEA	SR ENGINEERING TECHNICIAN (416)	3	36.7939	6,377.61	76,531.26
CCEA	SR ENGINEERING TECHNICIAN (416)	4	38.6742	6,703.54	80,442.44
CCEA	SR ENGINEERING TECHNICIAN (416)	5	40.6505	7,046.09	84,553.04
CCEA	SR FLEET SERVICES TECHNICIAN (321)	1	29.9937	5,198.92	62,387.00
CCEA	SR FLEET SERVICES TECHNICIAN (321)	2	31.5263	5,464.55	65,574.60
CCEA	SR FLEET SERVICES TECHNICIAN (321)	3	33.1378	5,743.88	68,926.52
CCEA	SR FLEET SERVICES TECHNICIAN (321)	4	34.8308	6,037.33	72,447.96
CCEA	SR FLEET SERVICES TECHNICIAN (321)	5	36.6115	6,345.99	76,151.92
CCEA	SR FORENSIC SPECIALIST (448)	1	40.8795	7,085.78	85,029.36
CCEA	SR FORENSIC SPECIALIST (448)	2	42.9681	7,447.81	89,373.70
CCEA	SR FORENSIC SPECIALIST (448)	3	45.1643	7,828.47	93,941.64
CCEA	SR FORENSIC SPECIALIST (448)	4	47.4717	8,228.44	98,741.24
CCEA	SR FORENSIC SPECIALIST (448)	5	49.8978	8,648.94	103,787.32
CCEA	SR IRRIGATION MAINT TECH (458)	1	28.6990	4,974.49	59,693.92
CCEA	SR IRRIGATION MAINT TECH (458)	2	30.1438	5,224.92	62,699.00
CCEA	SR IRRIGATION MAINT TECH (458)	3	31.6845	5,491.98	65,903.76
CCEA	SR IRRIGATION MAINT TECH (458)	4	33.3033	5,772.56	69,270.76
CCEA	SR IRRIGATION MAINT TECH (458)	5	35.0047	6,067.49	72,809.88
CCEA	SR JAILER (404)	1	29.5524	5,122.41	61,468.94
CCEA	SR JAILER (404)	2	31.0594	5,383.63	64,603.50
CCEA	SR JAILER (404)	3	32.6468	5,658.77	67,905.24
CCEA	SR JAILER (404)	4	34.3148	5,947.89	71,374.68
CCEA	SR JAILER (404)	5	36.0692	6,252.00	75,024.04
CCEA	SR PUBLIC WORKS INSPECTOR (445)	1	37.5354	6,506.13	78,073.58
CCEA	SR PUBLIC WORKS INSPECTOR (445)	2	39.4529	6,838.50	82,061.98
CCEA	SR PUBLIC WORKS INSPECTOR (445)	3	41.4701	7,188.16	86,257.86
CCEA	SR PUBLIC WORKS INSPECTOR (445)	4	43.5892	7,555.47	90,665.64
CCEA	SR PUBLIC WORKS INSPECTOR (445)	5	45.8163	7,941.48	95,297.80
CCEA	SR WELDER (340)	1	31.8060	5,513.04	66,156.48
CCEA	SR WELDER (340)	2	33.4317	5,794.84	69,538.04
CCEA	SR WELDER (340)	3	35.1397	6,090.89	73,090.68
CCEA	SR WELDER (340)	4	37.1188	6,433.92	77,207.00
CCEA	SR WELDER (340)	5	38.8229	6,729.30	80,751.58
CCEA	STAFF ASST/SOLID WASTE OPS (421)	1	36.4291	6,314.38	75,772.58
CCEA	STAFF ASST/SOLID WASTE OPS (421)	2	38.2902	6,636.98	79,643.72
CCEA	STAFF ASST/SOLID WASTE OPS (421)	3	40.2472	6,976.19	83,714.28
CCEA	STAFF ASST/SOLID WASTE OPS (421)	4	42.3041	7,332.72	87,992.58
CCEA	STAFF ASST/SOLID WASTE OPS (421)	5	44.4652	7,707.31	92,487.72
CCEA	STORES SPECIALIST (211)	1	23.2874	4,036.48	48,437.74
CCEA	STORES SPECIALIST (211)	2	24.4789	4,243.01	50,916.06

**Note:** For FIRE job titles, the printed hourly rates are for 40-hour employees. To determine the hourly rates for 56-hour employees, divide the annual rate by 2912. (Titles with two codes in parentheses indicate they are 40-hour & 56-hour positions. The first code is for 40-hr, the second one for 56-hr.)

Group	Title	Step	Hourly Rate	Monthly Rate	Annual Rate
CCEA	STORES SPECIALIST (211)	3	25.7296	4,459.80	53,517.62
CCEA	STORES SPECIALIST (211)	4	27.0457	4,687.93	56,255.16
CCEA	STORES SPECIALIST (211)	5	28.4299	4,927.85	59,134.14
CCEA	STREET LIGHTS TECHNICIAN (331)	1	33.1378	5,743.88	68,926.52
CCEA	STREET LIGHTS TECHNICIAN (331)	2	34.8308	6,037.33	72,447.96
CCEA	STREET LIGHTS TECHNICIAN (331)	3	36.6115	6,345.99	76,151.92
CCEA	STREET LIGHTS TECHNICIAN (331)	4	38.4822	6,670.26	80,043.08
CCEA	STREET LIGHTS TECHNICIAN (331)	5	40.4478	7,010.94	84,131.32
CCEA	STREET MAINTENANCE CREW LEADER (323)	1	31.5263	5,464.55	65,574.60
CCEA	STREET MAINTENANCE CREW LEADER (323)	2	33.1378	5,743.88	68,926.52
CCEA	STREET MAINTENANCE CREW LEADER (323)	3	34.8308	6,037.33	72,447.96
CCEA	STREET MAINTENANCE CREW LEADER (323)	4	36.6115	6,345.99	76,151.92
CCEA	STREET MAINTENANCE CREW LEADER (323)	5	38.4822	6,670.26	80,043.08
CCEA	STRUCTURAL REHAB SPECIALIST (334)	1	38.0617	6,597.37	79,168.44
CCEA	STRUCTURAL REHAB SPECIALIST (334)	2	40.0071	6,934.57	83,214.82
CCEA	STRUCTURAL REHAB SPECIALIST (334)	3	42.0507	7,288.80	87,465.56
CCEA	STRUCTURAL REHAB SPECIALIST (334)	4	44.2001	7,661.36	91,936.26
CCEA	STRUCTURAL REHAB SPECIALIST (334)	5	46.4579	8,052.70	96,632.38
CCEA	SUBDRAIN CREWLEADER (324)	1	31.5263	5,464.55	65,574.60
CCEA	SUBDRAIN CREWLEADER (324)	2	33.1378	5,743.88	68,926.52
CCEA	SUBDRAIN CREWLEADER (324)	3	34.8308	6,037.33	72,447.96
CCEA	SUBDRAIN CREWLEADER (324)	4	36.6115	6,345.99	76,151.92
CCEA	SUBDRAIN CREWLEADER (324)	5	38.4822	6,670.26	80,043.08
CCEA	SUBDRAIN WORKER (302)	1	24.1154	4,180.00	50,159.98
CCEA	SUBDRAIN WORKER (302)	2	25.3490	4,393.83	52,725.92
CCEA	SUBDRAIN WORKER (302)	3	26.6447	4,618.42	55,421.08
CCEA	SUBDRAIN WORKER (302)	4	28.0092	4,854.94	58,259.24
CCEA	SUBDRAIN WORKER (302)	5	29.4084	5,097.45	61,169.42
CCEA	TELECOMMUNICATIONS ANALYST (430)	1	42.5417	7,373.90	88,486.84
CCEA	TELECOMMUNICATIONS ANALYST (430)	2	44.7156	7,750.71	93,008.50
CCEA	TELECOMMUNICATIONS ANALYST (430)	3	47.0005	8,146.75	97,761.04
CCEA	TELECOMMUNICATIONS ANALYST (430)	4	49.4028	8,563.14	102,757.72
CCEA	TELECOMMUNICATIONS ANALYST (430)	5	51.9264	9,000.57	108,006.86
CCEA	TRAFFIC PAINTER (308)	1	26.2490	4,549.83	54,597.92
CCEA	TRAFFIC PAINTER (308)	2	27.5927	4,782.74	57,392.92
CCEA	TRAFFIC PAINTER (308)	3	28.9798	5,023.16	60,277.88
CCEA	TRAFFIC PAINTER (308)	4	30.4463	5,277.35	63,328.20
CCEA	TRAFFIC PAINTER (308)	5	32.0027	5,547.14	66,565.72
CCEA	TRAFFIC PAINTING CREWLEADER (325)	1	32.0027	5,547.14	66,565.72
CCEA	TRAFFIC PAINTING CREWLEADER (325)	2	33.6369	5,830.39	69,964.70
CCEA	TRAFFIC PAINTING CREWLEADER (325)	3	35.3564	6,128.44	73,541.26

**Culver CITY**  
**Salary Schedule**  
**Effective Date 03/14/2022**

**ATTACHMENT 5**

**Note:** For FIRE job titles, the printed hourly rates are for 40-hour employees. To determine the hourly rates for 56-hour employees, divide the annual rate by 2912. (Titles with two codes in parentheses indicate they are 40-hour & 56-hour positions. The first code is for 40-hr, the second one for 56-hr.)

Group	Title	Step	Hourly Rate	Monthly Rate	Annual Rate
CCEA	TRAFFIC PAINTING CREWLEADER (325)	4	37.1635	6,441.67	77,300.08
CCEA	TRAFFIC PAINTING CREWLEADER (325)	5	39.0619	6,770.73	81,248.70
CCEA	TRAFFIC SIGNAL TECHNICIAN (336)	1	39.0619	6,770.73	81,248.70
CCEA	TRAFFIC SIGNAL TECHNICIAN (336)	2	41.0585	7,116.81	85,401.68
CCEA	TRAFFIC SIGNAL TECHNICIAN (336)	3	43.1562	7,480.42	89,765.00
CCEA	TRAFFIC SIGNAL TECHNICIAN (336)	4	45.3616	7,862.68	94,352.18
CCEA	TRAFFIC SIGNAL TECHNICIAN (336)	5	47.6798	8,264.49	99,173.88
CCEA	TRAINING & SAFETY INSTRUCTOR (414)	1	35.7103	6,189.78	74,277.32
CCEA	TRAINING & SAFETY INSTRUCTOR (414)	2	37.5354	6,506.13	78,073.58
CCEA	TRAINING & SAFETY INSTRUCTOR (414)	3	39.4529	6,838.50	82,061.98
CCEA	TRAINING & SAFETY INSTRUCTOR (414)	4	41.4701	7,188.16	86,257.86
CCEA	TRAINING & SAFETY INSTRUCTOR (414)	5	43.5892	7,555.47	90,665.64
CCEA	TRANSIT OPERATIONS SUPERVISOR (407)	1	35.6728	6,183.28	74,199.32
CCEA	TRANSIT OPERATIONS SUPERVISOR (407)	2	37.4958	6,499.26	77,991.16
CCEA	TRANSIT OPERATIONS SUPERVISOR (407)	3	39.4122	6,831.46	81,977.48
CCEA	TRANSIT OPERATIONS SUPERVISOR (407)	4	41.4255	7,180.42	86,165.04
CCEA	TRANSIT OPERATIONS SUPERVISOR (407)	5	43.5436	7,547.56	90,570.74
CCEA	URBAN FORESTER (316)	1	30.1441	5,224.98	62,699.78
CCEA	URBAN FORESTER (316)	2	31.6850	5,492.07	65,904.80
CCEA	URBAN FORESTER (316)	3	33.3029	5,772.50	69,269.98
CCEA	URBAN FORESTER (316)	4	35.0049	6,067.51	72,810.14
CCEA	URBAN FORESTER (316)	5	36.7941	6,377.65	76,531.78
CCEA	VAN DRIVER (300)	1	21.2882	3,689.96	44,279.56
CCEA	VAN DRIVER (300)	2	22.2661	3,859.46	46,313.54
CCEA	VAN DRIVER (300)	3	23.4050	4,056.87	48,682.40
CCEA	VAN DRIVER (300)	4	24.6012	4,264.22	51,170.60
CCEA	VAN DRIVER (300)	5	25.8588	4,482.18	53,786.20
CCEA	WAREHOUSE SUPERVISOR (401)	1	29.1879	5,059.23	60,710.78
CCEA	WAREHOUSE SUPERVISOR (401)	2	30.6816	5,318.15	63,817.78
CCEA	WAREHOUSE SUPERVISOR (401)	3	32.2120	5,583.41	67,000.96
CCEA	WAREHOUSE SUPERVISOR (401)	4	33.8548	5,868.16	70,417.88
CCEA	WAREHOUSE SUPERVISOR (401)	5	35.5851	6,168.09	74,017.06
CCEA	WEBMASTER (441)	1	47.2058	8,182.33	98,187.96
CCEA	WEBMASTER (441)	2	49.6190	8,600.63	103,207.52
CCEA	WEBMASTER (441)	3	52.1544	9,040.09	108,481.10
CCEA	WEBMASTER (441)	4	54.8195	9,502.05	114,024.56
CCEA	WEBMASTER (441)	5	57.6203	9,987.51	119,850.12
CCEA	WELDER (320)	1	30.2915	5,250.53	63,006.32
CCEA	WELDER (320)	2	31.8398	5,518.89	66,226.68
CCEA	WELDER (320)	3	33.4663	5,800.82	69,609.80
CCEA	WELDER (320)	4	35.3512	6,127.55	73,530.60

**Note:** For FIRE job titles, the printed hourly rates are for 40-hour employees. To determine the hourly rates for 56-hour employees, divide the annual rate by 2912. (Titles with two codes in parentheses indicate they are 40-hour & 56-hour positions. The first code is for 40-hr, the second one for 56-hr.)

Group	Title	Step	Hourly Rate	Monthly Rate	Annual Rate
CCEA	WELDER (320)	5	36.9743	6,408.87	76,906.44
CCEA	WELDER-REG PT (320R)	1	30.2915	5,250.53	63,006.32
CCEA	WELDER-REG PT (320R)	2	31.8398	5,518.89	66,226.68
CCEA	WELDER-REG PT (320R)	3	33.4663	5,800.82	69,609.80



**Culver CITY**  
**Salary Schedule**  
**Effective Date 03/14/2022**

**ATTACHMENT 5**

**Note:** For FIRE job titles, the printed hourly rates are for 40-hour employees. To determine the hourly rates for 56-hour employees, divide the annual rate by 2912. (Titles with two codes in parentheses indicate they are 40-hour & 56-hour positions. The first code is for 40-hr, the second one for 56-hr.)

Group	Title	Step	Hourly Rate	Monthly Rate	Annual Rate
CCMG	ACCOUNTG & INVESTMENTS MANAGER (837)	1	56.7940	9,844.29	118,131.52
CCMG	ACCOUNTG & INVESTMENTS MANAGER (837)	2	59.6967	10,347.44	124,169.24
CCMG	ACCOUNTG & INVESTMENTS MANAGER (837)	3	62.7461	10,876.00	130,511.94
CCMG	ACCOUNTG & INVESTMENTS MANAGER (837)	4	65.9531	11,431.88	137,182.50
CCMG	ACCOUNTG & INVESTMENTS MANAGER (837)	5	69.3229	12,015.97	144,191.58
CCMG	ACCOUNTING OPERATIONS MANAGER (803)	1	51.6308	8,949.33	107,391.96
CCMG	ACCOUNTING OPERATIONS MANAGER (803)	2	54.2697	9,406.76	112,881.08
CCMG	ACCOUNTING OPERATIONS MANAGER (803)	3	57.0420	9,887.28	118,647.36
CCMG	ACCOUNTING OPERATIONS MANAGER (803)	4	59.9573	10,392.59	124,711.08
CCMG	ACCOUNTING OPERATIONS MANAGER (803)	5	63.0209	10,923.62	131,083.42
CCMG	ADVANCE PLANNING MANAGER (826)	1	66.9044	11,596.76	139,161.10
CCMG	ADVANCE PLANNING MANAGER (826)	2	70.3242	12,189.54	146,274.44
CCMG	ADVANCE PLANNING MANAGER (826)	3	73.9177	12,812.41	153,748.92
CCMG	ADVANCE PLANNING MANAGER (826)	4	77.6949	13,467.11	161,605.34
CCMG	ADVANCE PLANNING MANAGER (826)	5	81.6642	14,155.14	169,861.64
CCMG	ASSISTANT CITY ATTORNEY (818)	1	85.6392	14,844.14	178,129.64
CCMG	ASSISTANT CITY ATTORNEY (818)	2	90.0170	15,602.95	187,235.36
CCMG	ASSISTANT CITY ATTORNEY (818)	3	94.6160	16,400.11	196,801.28
CCMG	ASSISTANT CITY ATTORNEY (818)	4	99.4500	17,238.00	206,856.00
CCMG	ASSISTANT CITY ATTORNEY (818)	5	104.5310	18,118.71	217,424.48
CCMG	ASST CHIEF FINANCIAL OFFICER (824)	1	70.3242	12,189.54	146,274.44
CCMG	ASST CHIEF FINANCIAL OFFICER (824)	2	73.9177	12,812.41	153,748.92
CCMG	ASST CHIEF FINANCIAL OFFICER (824)	3	77.6949	13,467.11	161,605.34
CCMG	ASST CHIEF FINANCIAL OFFICER (824)	4	81.6642	14,155.14	169,861.64
CCMG	ASST CHIEF FINANCIAL OFFICER (824)	5	85.8376	14,878.52	178,542.26
CCMG	ASST CHIEF TRANSPRTN OFFICER (821)	1	64.9326	11,254.99	135,059.86
CCMG	ASST CHIEF TRANSPRTN OFFICER (821)	2	68.2507	11,830.13	141,961.56
CCMG	ASST CHIEF TRANSPRTN OFFICER (821)	3	71.7378	12,434.54	149,214.52
CCMG	ASST CHIEF TRANSPRTN OFFICER (821)	4	75.4034	13,069.92	156,839.02
CCMG	ASST CHIEF TRANSPRTN OFFICER (821)	5	79.2564	13,737.77	164,853.26
CCMG	ASST ENVRN PROGAMS/OPS MGR (832)	1	53.7299	9,313.18	111,758.14
CCMG	ASST ENVRN PROGAMS/OPS MGR (832)	2	56.4765	9,789.26	117,471.12
CCMG	ASST ENVRN PROGAMS/OPS MGR (832)	3	59.3625	10,289.50	123,474.00
CCMG	ASST ENVRN PROGAMS/OPS MGR (832)	4	62.3955	10,815.22	129,782.64
CCMG	ASST ENVRN PROGAMS/OPS MGR (832)	5	65.5828	11,367.68	136,412.12
CCMG	ASST MAINT OPERATIONS MANAGER (823)	1	47.6727	8,263.28	99,159.32
CCMG	ASST MAINT OPERATIONS MANAGER (823)	2	50.1084	8,685.45	104,225.42
CCMG	ASST MAINT OPERATIONS MANAGER (823)	3	52.6687	9,129.25	109,551.00
CCMG	ASST MAINT OPERATIONS MANAGER (823)	4	55.3603	9,595.78	115,149.32

**Culver CITY**  
**Salary Schedule**  
**Effective Date 03/14/2022**

**ATTACHMENT 5**

**Note:** For FIRE job titles, the printed hourly rates are for 40-hour employees. To determine the hourly rates for 56-hour employees, divide the annual rate by 2912. (Titles with two codes in parentheses indicate they are 40-hour & 56-hour positions. The first code is for 40-hr, the second one for 56-hr.)

Group	Title	Step	Hourly Rate	Monthly Rate	Annual Rate
CCMG	ASST MAINT OPERATIONS MANAGER (823)	5	58.1901	10,086.29	121,035.46
CCMG	BUDGET & FINANCIAL OPS MANAGER (804)	1	56.7940	9,844.29	118,131.52
CCMG	BUDGET & FINANCIAL OPS MANAGER (804)	2	59.6967	10,347.44	124,169.24
CCMG	BUDGET & FINANCIAL OPS MANAGER (804)	3	62.7461	10,876.00	130,511.94
CCMG	BUDGET & FINANCIAL OPS MANAGER (804)	4	65.9531	11,431.88	137,182.50
CCMG	BUDGET & FINANCIAL OPS MANAGER (804)	5	69.3229	12,015.97	144,191.58
CCMG	BUDGET MANAGEMENT ANALYST (709)	1	43.3655	7,516.69	90,200.24
CCMG	BUDGET MANAGEMENT ANALYST (709)	2	45.5821	7,900.90	94,810.82
CCMG	BUDGET MANAGEMENT ANALYST (709)	3	47.9113	8,304.62	99,655.40
CCMG	BUDGET MANAGEMENT ANALYST (709)	4	50.3593	8,728.94	104,747.24
CCMG	BUDGET MANAGEMENT ANALYST (709)	5	52.9320	9,174.88	110,098.56
CCMG	BUILDING MAINTENANCE SUPV (706)	1	40.6459	7,045.29	84,543.42
CCMG	BUILDING MAINTENANCE SUPV (706)	2	42.7230	7,405.32	88,863.84
CCMG	BUILDING MAINTENANCE SUPV (706)	3	44.9065	7,783.79	93,405.52
CCMG	BUILDING MAINTENANCE SUPV (706)	4	47.2014	8,181.57	98,178.86
CCMG	BUILDING MAINTENANCE SUPV (706)	5	49.6125	8,599.50	103,194.00
CCMG	BUILDING OFFICIAL (817)	1	68.9349	11,948.71	143,384.54
CCMG	BUILDING OFFICIAL (817)	2	72.4576	12,559.32	150,711.86
CCMG	BUILDING OFFICIAL (817)	3	76.1601	13,201.09	158,413.06
CCMG	BUILDING OFFICIAL (817)	4	80.0497	13,875.29	166,503.48
CCMG	BUILDING OFFICIAL (817)	5	84.1426	14,584.72	175,016.66
CCMG	CITY CLERK (828)	1	70.3242	12,189.54	146,274.44
CCMG	CITY CLERK (828)	2	73.9177	12,812.41	153,748.92
CCMG	CITY CLERK (828)	3	77.6949	13,467.11	161,605.34
CCMG	CITY CLERK (828)	4	81.6642	14,155.14	169,861.64
CCMG	CITY CLERK (828)	5	85.8376	14,878.52	178,542.26
CCMG	CLAIMS & SAFETY COORDINATOR (711)	1	44.0192	7,630.00	91,560.04
CCMG	CLAIMS & SAFETY COORDINATOR (711)	2	46.2688	8,019.92	96,239.00
CCMG	CLAIMS & SAFETY COORDINATOR (711)	3	48.6334	8,429.79	101,157.42
CCMG	CLAIMS & SAFETY COORDINATOR (711)	4	51.1179	8,860.43	106,325.18
CCMG	CLAIMS & SAFETY COORDINATOR (711)	5	53.7299	9,313.18	111,758.14
CCMG	COMMUNICATION SUPERVISOR (830)	1	44.0610	7,637.24	91,646.88
CCMG	COMMUNICATION SUPERVISOR (830)	2	46.3137	8,027.72	96,332.60
CCMG	COMMUNICATION SUPERVISOR (830)	3	48.6800	8,437.87	101,254.40
CCMG	COMMUNICATION SUPERVISOR (830)	4	51.1664	8,868.84	106,426.06
CCMG	COMMUNICATION SUPERVISOR (830)	5	53.7819	9,322.19	111,866.30
CCMG	CULTURAL AFFAIRS MANAGER (724)	1	56.7940	9,844.29	118,131.52
CCMG	CULTURAL AFFAIRS MANAGER (724)	2	59.6967	10,347.44	124,169.24
CCMG	CULTURAL AFFAIRS MANAGER (724)	3	62.7461	10,876.00	130,511.94
CCMG	CULTURAL AFFAIRS MANAGER (724)	4	65.9531	11,431.88	137,182.50
CCMG	CULTURAL AFFAIRS MANAGER (724)	5	69.3229	12,015.97	144,191.58

# Culver CITY

## Salary Schedule

Effective Date 03/14/2022

# ATTACHMENT 5

**Note:** For FIRE job titles, the printed hourly rates are for 40-hour employees. To determine the hourly rates for 56-hour employees, divide the annual rate by 2912. (Titles with two codes in parentheses indicate they are 40-hour & 56-hour positions. The first code is for 40-hr, the second one for 56-hr.)

Group	Title	Step	Hourly Rate	Monthly Rate	Annual Rate
CCMG	CURRENT PLANNING MANAGER (831)	1	66.9044	11,596.76	139,161.10
CCMG	CURRENT PLANNING MANAGER (831)	2	70.3242	12,189.54	146,274.44
CCMG	CURRENT PLANNING MANAGER (831)	3	73.9177	12,812.41	153,748.92
CCMG	CURRENT PLANNING MANAGER (831)	4	77.6949	13,467.11	161,605.34
CCMG	CURRENT PLANNING MANAGER (831)	5	81.6642	14,155.14	169,861.64
CCMG	DEP CMTY DEV DIR/ECON DEV MGR (819)	1	70.3242	12,189.54	146,274.44
CCMG	DEP CMTY DEV DIR/ECON DEV MGR (819)	2	73.9177	12,812.41	153,748.92
CCMG	DEP CMTY DEV DIR/ECON DEV MGR (819)	3	77.6949	13,467.11	161,605.34
CCMG	DEP CMTY DEV DIR/ECON DEV MGR (819)	4	81.6642	14,155.14	169,861.64
CCMG	DEP CMTY DEV DIR/ECON DEV MGR (819)	5	85.8376	14,878.52	178,542.26
CCMG	DEP CMTY DEV DIR/PLANNING MGR (816)	1	66.9044	11,596.76	139,161.10
CCMG	DEP CMTY DEV DIR/PLANNING MGR (816)	2	70.3242	12,189.54	146,274.44
CCMG	DEP CMTY DEV DIR/PLANNING MGR (816)	3	73.9177	12,812.41	153,748.92
CCMG	DEP CMTY DEV DIR/PLANNING MGR (816)	4	77.6949	13,467.11	161,605.34
CCMG	DEP CMTY DEV DIR/PLANNING MGR (816)	5	81.6642	14,155.14	169,861.64
CCMG	DEPUTY BUILDING OFFICIAL (835)	1	56.7940	9,844.29	118,131.52
CCMG	DEPUTY BUILDING OFFICIAL (835)	2	59.6967	10,347.44	124,169.24
CCMG	DEPUTY BUILDING OFFICIAL (835)	3	62.7461	10,876.00	130,511.94
CCMG	DEPUTY BUILDING OFFICIAL (835)	4	65.9531	11,431.88	137,182.50
CCMG	DEPUTY BUILDING OFFICIAL (835)	5	69.3229	12,015.97	144,191.58
CCMG	DEPUTY CITY ATTORNEY I (720)	1	60.2573	10,444.59	125,335.08
CCMG	DEPUTY CITY ATTORNEY I (720)	2	63.3366	10,978.35	131,740.18
CCMG	DEPUTY CITY ATTORNEY I (720)	3	66.5717	11,539.10	138,469.24
CCMG	DEPUTY CITY ATTORNEY I (720)	4	69.9729	12,128.63	145,543.58
CCMG	DEPUTY CITY ATTORNEY I (720)	5	73.5505	12,748.75	152,985.04
CCMG	DEPUTY CITY ATTORNEY II (721)	1	64.9326	11,254.99	135,059.86
CCMG	DEPUTY CITY ATTORNEY II (721)	2	68.2507	11,830.13	141,961.56
CCMG	DEPUTY CITY ATTORNEY II (721)	3	71.7378	12,434.54	149,214.52
CCMG	DEPUTY CITY ATTORNEY II (721)	4	75.4034	13,069.92	156,839.02
CCMG	DEPUTY CITY ATTORNEY II (721)	5	79.2564	13,737.77	164,853.26
CCMG	DEPUTY CITY ATTORNEY III (725)	1	73.3740	12,718.16	152,617.92
CCMG	DEPUTY CITY ATTORNEY III (725)	2	77.1234	13,368.05	160,416.62
CCMG	DEPUTY CITY ATTORNEY III (725)	3	81.0637	14,051.05	168,612.60
CCMG	DEPUTY CITY ATTORNEY III (725)	4	85.2059	14,769.02	177,228.22
CCMG	DEPUTY CITY ATTORNEY III (725)	5	89.5598	15,523.69	186,284.28
CCMG	ECON DEV PROJECT MANAGER (718)	1	53.7299	9,313.18	111,758.14
CCMG	ECON DEV PROJECT MANAGER (718)	2	56.4765	9,789.26	117,471.12
CCMG	ECON DEV PROJECT MANAGER (718)	3	59.3625	10,289.50	123,474.00
CCMG	ECON DEV PROJECT MANAGER (718)	4	62.3955	10,815.22	129,782.64
CCMG	ECON DEV PROJECT MANAGER (718)	5	65.5828	11,367.68	136,412.12

**Note:** For FIRE job titles, the printed hourly rates are for 40-hour employees. To determine the hourly rates for 56-hour employees, divide the annual rate by 2912. (Titles with two codes in parentheses indicate they are 40-hour & 56-hour positions. The first code is for 40-hr, the second one for 56-hr.)

Group	Title	Step	Hourly Rate	Monthly Rate	Annual Rate
CCMG	ECONOMIC DEV MANAGER (806)	1	53.7299	9,313.18	111,758.14
CCMG	ECONOMIC DEV MANAGER (806)	2	56.4765	9,789.26	117,471.12
CCMG	ECONOMIC DEV MANAGER (806)	3	59.3625	10,289.50	123,474.00
CCMG	ECONOMIC DEV MANAGER (806)	4	62.3955	10,815.22	129,782.64
CCMG	ECONOMIC DEV MANAGER (806)	5	65.5828	11,367.68	136,412.12
CCMG	EMERGENCY PREPAREDNESS COORD (712)	1	45.8046	7,939.47	95,273.62
CCMG	EMERGENCY PREPAREDNESS COORD (712)	2	48.1455	8,345.22	100,142.64
CCMG	EMERGENCY PREPAREDNESS COORD (712)	3	50.6048	8,771.49	105,257.88
CCMG	EMERGENCY PREPAREDNESS COORD (712)	4	53.1915	9,219.86	110,638.32
CCMG	EMERGENCY PREPAREDNESS COORD (712)	5	55.9094	9,690.96	116,291.50
CCMG	ENFORCMENT SERVICES MANAGER (800)	1	53.7299	9,313.18	111,758.14
CCMG	ENFORCMENT SERVICES MANAGER (800)	2	56.4765	9,789.26	117,471.12
CCMG	ENFORCMENT SERVICES MANAGER (800)	3	59.3625	10,289.50	123,474.00
CCMG	ENFORCMENT SERVICES MANAGER (800)	4	62.3955	10,815.22	129,782.64
CCMG	ENFORCMENT SERVICES MANAGER (800)	5	65.5828	11,367.68	136,412.12
CCMG	ENGINEERING SERVICES MANAGER (814)	1	64.6085	11,198.81	134,385.68
CCMG	ENGINEERING SERVICES MANAGER (814)	2	67.9105	11,771.15	141,253.84
CCMG	ENGINEERING SERVICES MANAGER (814)	3	71.3804	12,372.60	148,471.18
CCMG	ENGINEERING SERVICES MANAGER (814)	4	75.0291	13,005.05	156,060.58
CCMG	ENGINEERING SERVICES MANAGER (814)	5	78.8613	13,669.28	164,031.40
CCMG	ENVIRONMENTAL COORDINATOR (722)	1	44.9065	7,783.79	93,405.52
CCMG	ENVIRONMENTAL COORDINATOR (722)	2	47.2014	8,181.57	98,178.86
CCMG	ENVIRONMENTAL COORDINATOR (722)	3	49.6125	8,599.50	103,194.00
CCMG	ENVIRONMENTAL COORDINATOR (722)	4	52.1487	9,039.12	108,469.40
CCMG	ENVIRONMENTAL COORDINATOR (722)	5	54.8132	9,500.96	114,011.56
CCMG	ENVIRONMENTAL PROGS/OPS MANAGE (815)	1	64.6085	11,198.81	134,385.68
CCMG	ENVIRONMENTAL PROGS/OPS MANAGE (815)	2	67.9105	11,771.15	141,253.84
CCMG	ENVIRONMENTAL PROGS/OPS MANAGE (815)	3	71.3804	12,372.60	148,471.18
CCMG	ENVIRONMENTAL PROGS/OPS MANAGE (815)	4	75.0291	13,005.05	156,060.58
CCMG	ENVIRONMENTAL PROGS/OPS MANAGE (815)	5	78.8613	13,669.28	164,031.40
CCMG	FACILITY MAINT SUPERVISOR (730)	1	47.6727	8,263.28	99,159.32
CCMG	FACILITY MAINT SUPERVISOR (730)	2	50.1084	8,685.45	104,225.42
CCMG	FACILITY MAINT SUPERVISOR (730)	3	52.6687	9,129.25	109,551.00
CCMG	FACILITY MAINT SUPERVISOR (730)	4	55.3603	9,595.78	115,149.32
CCMG	FACILITY MAINT SUPERVISOR (730)	5	58.1901	10,086.29	121,035.46
CCMG	FINANCE MANAGER (838)	1	66.9044	11,596.76	139,161.10
CCMG	FINANCE MANAGER (838)	2	70.3242	12,189.54	146,274.44
CCMG	FINANCE MANAGER (838)	3	73.9177	12,812.41	153,748.92
CCMG	FINANCE MANAGER (838)	4	77.6949	13,467.11	161,605.34

**Culver CITY**  
**Salary Schedule**  
**Effective Date 03/14/2022**

**ATTACHMENT 5**

**Note:** For FIRE job titles, the printed hourly rates are for 40-hour employees. To determine the hourly rates for 56-hour employees, divide the annual rate by 2912. (Titles with two codes in parentheses indicate they are 40-hour & 56-hour positions. The first code is for 40-hr, the second one for 56-hr.)

Group	Title	Step	Hourly Rate	Monthly Rate	Annual Rate
CCMG	FINANCE MANAGER (838)	5	81.6642	14,155.14	169,861.64
CCMG	FINANCIAL SYSTM/PURCHASING MGR (836)	1	56.7940	9,844.29	118,131.52
CCMG	FINANCIAL SYSTM/PURCHASING MGR (836)	2	59.6967	10,347.44	124,169.24
CCMG	FINANCIAL SYSTM/PURCHASING MGR (836)	3	62.7461	10,876.00	130,511.94
CCMG	FINANCIAL SYSTM/PURCHASING MGR (836)	4	65.9531	11,431.88	137,182.50
CCMG	FINANCIAL SYSTM/PURCHASING MGR (836)	5	69.3229	12,015.97	144,191.58
CCMG	FLEET SERVICES MANAGER (811)	1	58.1901	10,086.29	121,035.46
CCMG	FLEET SERVICES MANAGER (811)	2	61.1629	10,601.57	127,218.78
CCMG	FLEET SERVICES MANAGER (811)	3	64.2876	11,143.19	133,718.26
CCMG	FLEET SERVICES MANAGER (811)	4	67.5728	11,712.61	140,551.32
CCMG	FLEET SERVICES MANAGER (811)	5	71.0268	12,311.30	147,735.64
CCMG	HOUSING & RENT STABILIZATION M (809)	1	66.9044	11,596.76	139,161.10
CCMG	HOUSING & RENT STABILIZATION M (809)	2	70.3242	12,189.54	146,274.44
CCMG	HOUSING & RENT STABILIZATION M (809)	3	73.9177	12,812.41	153,748.92
CCMG	HOUSING & RENT STABILIZATION M (809)	4	77.6949	13,467.11	161,605.34
CCMG	HOUSING & RENT STABILIZATION M (809)	5	81.6642	14,155.14	169,861.64
CCMG	HOUSING PROGRAMS SUPERVISOR (827)	1	43.3299	7,510.51	90,126.14
CCMG	HOUSING PROGRAMS SUPERVISOR (827)	2	45.4962	7,886.02	94,632.20
CCMG	HOUSING PROGRAMS SUPERVISOR (827)	3	47.7712	8,280.35	99,364.20
CCMG	HOUSING PROGRAMS SUPERVISOR (827)	4	50.1598	8,694.36	104,332.28
CCMG	HOUSING PROGRAMS SUPERVISOR (827)	5	52.6678	9,129.08	109,548.92
CCMG	HUMAN RESOURCES ANALYST (702)	1	40.0426	6,940.72	83,288.66
CCMG	HUMAN RESOURCES ANALYST (702)	2	42.0890	7,295.43	87,545.12
CCMG	HUMAN RESOURCES ANALYST (702)	3	44.2394	7,668.16	92,017.90
CCMG	HUMAN RESOURCES ANALYST (702)	4	46.5000	8,060.00	96,720.00
CCMG	HUMAN RESOURCES ANALYST (702)	5	48.8756	8,471.78	101,661.30
CCMG	HUMAN RESOURCES EQUITY MGR (833)	1	66.9044	11,596.76	139,161.10
CCMG	HUMAN RESOURCES EQUITY MGR (833)	2	70.3242	12,189.54	146,274.44
CCMG	HUMAN RESOURCES EQUITY MGR (833)	3	73.9177	12,812.41	153,748.92
CCMG	HUMAN RESOURCES EQUITY MGR (833)	4	77.6949	13,467.11	161,605.34
CCMG	HUMAN RESOURCES EQUITY MGR (833)	5	81.6642	14,155.14	169,861.64
CCMG	LEGAL OPERATIONS MANAGER (715)	1	47.6727	8,263.28	99,159.32
CCMG	LEGAL OPERATIONS MANAGER (715)	2	50.1084	8,685.45	104,225.42
CCMG	LEGAL OPERATIONS MANAGER (715)	3	52.6687	9,129.25	109,551.00
CCMG	LEGAL OPERATIONS MANAGER (715)	4	55.3603	9,595.78	115,149.32
CCMG	LEGAL OPERATIONS MANAGER (715)	5	58.1901	10,086.29	121,035.46
CCMG	MAINTENANCE OPERATIONS MGR (813)	1	58.7726	10,187.26	122,247.06
CCMG	MAINTENANCE OPERATIONS MGR (813)	2	61.7760	10,707.84	128,494.08
CCMG	MAINTENANCE OPERATIONS MGR (813)	3	64.9326	11,254.99	135,059.86
CCMG	MAINTENANCE OPERATIONS MGR (813)	4	68.2507	11,830.13	141,961.56
CCMG	MAINTENANCE OPERATIONS MGR (813)	5	71.7378	12,434.54	149,214.52

**Note:** For FIRE job titles, the printed hourly rates are for 40-hour employees. To determine the hourly rates for 56-hour employees, divide the annual rate by 2912. (Titles with two codes in parentheses indicate they are 40-hour & 56-hour positions. The first code is for 40-hr, the second one for 56-hr.)

Group	Title	Step	Hourly Rate	Monthly Rate	Annual Rate
CCMG	MANAGEMENT ANALYST (703)	1	40.0426	6,940.72	83,288.66
CCMG	MANAGEMENT ANALYST (703)	2	42.0890	7,295.43	87,545.12
CCMG	MANAGEMENT ANALYST (703)	3	44.2394	7,668.16	92,017.90
CCMG	MANAGEMENT ANALYST (703)	4	46.5000	8,060.00	96,720.00
CCMG	MANAGEMENT ANALYST (703)	5	48.8756	8,471.78	101,661.30
CCMG	MOBILITY & TRAFFIC ENGNRG MGR (801)	1	70.3242	12,189.54	146,274.44
CCMG	MOBILITY & TRAFFIC ENGNRG MGR (801)	2	73.9177	12,812.41	153,748.92
CCMG	MOBILITY & TRAFFIC ENGNRG MGR (801)	3	77.6949	13,467.11	161,605.34
CCMG	MOBILITY & TRAFFIC ENGNRG MGR (801)	4	81.6642	14,155.14	169,861.64
CCMG	MOBILITY & TRAFFIC ENGNRG MGR (801)	5	85.8376	14,878.52	178,542.26
CCMG	PARK MAINTENANCE SUPERVISOR (700)	1	39.0561	6,769.73	81,236.74
CCMG	PARK MAINTENANCE SUPERVISOR (700)	2	41.0523	7,115.72	85,388.68
CCMG	PARK MAINTENANCE SUPERVISOR (700)	3	43.1502	7,479.38	89,752.52
CCMG	PARK MAINTENANCE SUPERVISOR (700)	4	45.3545	7,861.45	94,337.36
CCMG	PARK MAINTENANCE SUPERVISOR (700)	5	47.6727	8,263.28	99,159.32
CCMG	PARKS MANAGER (802)	1	52.6138	9,119.72	109,436.60
CCMG	PARKS MANAGER (802)	2	55.3022	9,585.72	115,028.68
CCMG	PARKS MANAGER (802)	3	58.1281	10,075.54	120,906.50
CCMG	PARKS MANAGER (802)	4	61.0995	10,590.58	127,086.96
CCMG	PARKS MANAGER (802)	5	64.2210	11,131.64	133,579.68
CCMG	PAYROLL ANALYST (726)	1	40.0426	6,940.72	83,288.66
CCMG	PAYROLL ANALYST (726)	2	42.0890	7,295.43	87,545.12
CCMG	PAYROLL ANALYST (726)	3	44.2394	7,668.16	92,017.90
CCMG	PAYROLL ANALYST (726)	4	46.5000	8,060.00	96,720.00
CCMG	PAYROLL ANALYST (726)	5	48.8756	8,471.78	101,661.30
CCMG	PAYROLL SUPERVISOR (732)	1	47.6727	8,263.28	99,159.32
CCMG	PAYROLL SUPERVISOR (732)	2	50.1084	8,685.45	104,225.42
CCMG	PAYROLL SUPERVISOR (732)	3	52.6687	9,129.25	109,551.00
CCMG	PAYROLL SUPERVISOR (732)	4	55.3603	9,595.78	115,149.32
CCMG	PAYROLL SUPERVISOR (732)	5	58.1901	10,086.29	121,035.46
CCMG	PROCURE & FINANCIAL SVCS MGR (820)	1	51.6308	8,949.33	107,391.96
CCMG	PROCURE & FINANCIAL SVCS MGR (820)	2	54.2697	9,406.76	112,881.08
CCMG	PROCURE & FINANCIAL SVCS MGR (820)	3	57.0420	9,887.28	118,647.36
CCMG	PROCURE & FINANCIAL SVCS MGR (820)	4	59.9573	10,392.59	124,711.08
CCMG	PROCURE & FINANCIAL SVCS MGR (820)	5	63.0209	10,923.62	131,083.42
CCMG	PURCHASING SUPERVISOR (735)	1	47.6727	8,263.28	99,159.32
CCMG	PURCHASING SUPERVISOR (735)	2	50.1084	8,685.45	104,225.42
CCMG	PURCHASING SUPERVISOR (735)	3	52.6687	9,129.25	109,551.00
CCMG	PURCHASING SUPERVISOR (735)	4	55.3603	9,595.78	115,149.32
CCMG	PURCHASING SUPERVISOR (735)	5	58.1901	10,086.29	121,035.46

**Note:** For FIRE job titles, the printed hourly rates are for 40-hour employees. To determine the hourly rates for 56-hour employees, divide the annual rate by 2912. (Titles with two codes in parentheses indicate they are 40-hour & 56-hour positions. The first code is for 40-hr, the second one for 56-hr.)

Group	Title	Step	Hourly Rate	Monthly Rate	Annual Rate
CCMG	REC & COMM SVCS MGR (834)	1	57.9024	10,036.41	120,436.94
CCMG	REC & COMM SVCS MGR (834)	2	60.8606	10,549.18	126,590.10
CCMG	REC & COMM SVCS MGR (834)	3	63.9707	11,088.26	133,059.16
CCMG	REC & COMM SVCS MGR (834)	4	67.2398	11,654.89	139,858.68
CCMG	REC & COMM SVCS MGR (834)	5	70.6755	12,250.42	147,005.04
CCMG	REC & COMM SVCS SUPERVISOR (729)	1	39.2518	6,803.64	81,643.64
CCMG	REC & COMM SVCS SUPERVISOR (729)	2	41.2567	7,151.17	85,814.04
CCMG	REC & COMM SVCS SUPERVISOR (729)	3	43.3655	7,516.69	90,200.24
CCMG	REC & COMM SVCS SUPERVISOR (729)	4	45.5821	7,900.90	94,810.82
CCMG	REC & COMM SVCS SUPERVISOR (729)	5	47.9113	8,304.62	99,655.40
CCMG	RECREATION SUPERVISOR (701)	1	39.2518	6,803.64	81,643.64
CCMG	RECREATION SUPERVISOR (701)	2	41.2567	7,151.17	85,814.04
CCMG	RECREATION SUPERVISOR (701)	3	43.3655	7,516.69	90,200.24
CCMG	RECREATION SUPERVISOR (701)	4	45.5821	7,900.90	94,810.82
CCMG	RECREATION SUPERVISOR (701)	5	47.9113	8,304.62	99,655.40
CCMG	RENT STABILIZATION COORDINATOR (731)	1	47.6727	8,263.28	99,159.32
CCMG	RENT STABILIZATION COORDINATOR (731)	2	50.1084	8,685.45	104,225.42
CCMG	RENT STABILIZATION COORDINATOR (731)	3	52.6687	9,129.25	109,551.00
CCMG	RENT STABILIZATION COORDINATOR (731)	4	55.3603	9,595.78	115,149.32
CCMG	RENT STABILIZATION COORDINATOR (731)	5	58.1901	10,086.29	121,035.46
CCMG	REVENUE & BUDGET SUPERVISOR (727)	1	47.6727	8,263.28	99,159.32
CCMG	REVENUE & BUDGET SUPERVISOR (727)	2	50.1084	8,685.45	104,225.42
CCMG	REVENUE & BUDGET SUPERVISOR (727)	3	52.6687	9,129.25	109,551.00
CCMG	REVENUE & BUDGET SUPERVISOR (727)	4	55.3603	9,595.78	115,149.32
CCMG	REVENUE & BUDGET SUPERVISOR (727)	5	58.1901	10,086.29	121,035.46
CCMG	REVENUE OPERATIONS MANAGER (805)	1	51.6308	8,949.33	107,391.96
CCMG	REVENUE OPERATIONS MANAGER (805)	2	54.2697	9,406.76	112,881.08
CCMG	REVENUE OPERATIONS MANAGER (805)	3	57.0420	9,887.28	118,647.36
CCMG	REVENUE OPERATIONS MANAGER (805)	4	59.9573	10,392.59	124,711.08
CCMG	REVENUE OPERATIONS MANAGER (805)	5	63.0209	10,923.62	131,083.42
CCMG	RISK MANAGER (839)	1	66.9044	11,596.76	139,161.10
CCMG	RISK MANAGER (839)	2	70.3242	12,189.54	146,274.44
CCMG	RISK MANAGER (839)	3	73.9177	12,812.41	153,748.92
CCMG	RISK MANAGER (839)	4	77.6949	13,467.11	161,605.34
CCMG	RISK MANAGER (839)	5	81.6642	14,155.14	169,861.64
CCMG	SAFETY & TRAINING COORDINATOR (728)	1	42.5417	7,373.90	88,486.84
CCMG	SAFETY & TRAINING COORDINATOR (728)	2	44.7156	7,750.71	93,008.50
CCMG	SAFETY & TRAINING COORDINATOR (728)	3	47.0005	8,146.75	97,761.04
CCMG	SAFETY & TRAINING COORDINATOR (728)	4	49.4028	8,563.14	102,757.72
CCMG	SAFETY & TRAINING COORDINATOR (728)	5	51.9264	9,000.57	108,006.86
CCMG	SENIOR ACCOUNTANT (707)	1	41.2567	7,151.17	85,814.04

**Note:** For FIRE job titles, the printed hourly rates are for 40-hour employees. To determine the hourly rates for 56-hour employees, divide the annual rate by 2912. (Titles with two codes in parentheses indicate they are 40-hour & 56-hour positions. The first code is for 40-hr, the second one for 56-hr.)

Group	Title	Step	Hourly Rate	Monthly Rate	Annual Rate
CCMG	SENIOR ACCOUNTANT (707)	2	43.3655	7,516.69	90,200.24
CCMG	SENIOR ACCOUNTANT (707)	3	45.5821	7,900.90	94,810.82
CCMG	SENIOR ACCOUNTANT (707)	4	47.9113	8,304.62	99,655.40
CCMG	SENIOR ACCOUNTANT (707)	5	50.3593	8,728.94	104,747.24
CCMG	SPECIAL EVENTS COORDINATOR (708)	1	43.1502	7,479.38	89,752.52
CCMG	SPECIAL EVENTS COORDINATOR (708)	2	45.3545	7,861.45	94,337.36
CCMG	SPECIAL EVENTS COORDINATOR (708)	3	47.6727	8,263.28	99,159.32
CCMG	SPECIAL EVENTS COORDINATOR (708)	4	50.1084	8,685.45	104,225.42
CCMG	SPECIAL EVENTS COORDINATOR (708)	5	52.6687	9,129.25	109,551.00
CCMG	SR & SOCIAL SERVICES MANAGER (810)	1	57.9024	10,036.41	120,436.94
CCMG	SR & SOCIAL SERVICES MANAGER (810)	2	60.8606	10,549.18	126,590.10
CCMG	SR & SOCIAL SERVICES MANAGER (810)	3	63.9707	11,088.26	133,059.16
CCMG	SR & SOCIAL SERVICES MANAGER (810)	4	67.2398	11,654.89	139,858.68
CCMG	SR & SOCIAL SERVICES MANAGER (810)	5	70.6755	12,250.42	147,005.04
CCMG	SR BUILDING & SAFETY INSPECTOR (705)	1	40.2420	6,975.28	83,703.36
CCMG	SR BUILDING & SAFETY INSPECTOR (705)	2	42.2995	7,331.91	87,982.96
CCMG	SR BUILDING & SAFETY INSPECTOR (705)	3	44.4611	7,706.60	92,479.14
CCMG	SR BUILDING & SAFETY INSPECTOR (705)	4	46.7327	8,100.34	97,204.12
CCMG	SR BUILDING & SAFETY INSPECTOR (705)	5	49.1206	8,514.24	102,170.90
CCMG	SR CIVIL ENGINEER (719)	1	57.6147	9,986.56	119,838.68
CCMG	SR CIVIL ENGINEER (719)	2	60.5582	10,496.76	125,961.16
CCMG	SR CIVIL ENGINEER (719)	3	63.6524	11,033.08	132,396.94
CCMG	SR CIVIL ENGINEER (719)	4	66.9044	11,596.76	139,161.10
CCMG	SR CIVIL ENGINEER (719)	5	70.3242	12,189.54	146,274.44
CCMG	SR FIN SYSTEMS BUSINESS ANLST (716)	1	48.8756	8,471.78	101,661.30
CCMG	SR FIN SYSTEMS BUSINESS ANLST (716)	2	51.3739	8,904.81	106,857.66
CCMG	SR FIN SYSTEMS BUSINESS ANLST (716)	3	53.9991	9,359.85	112,318.18
CCMG	SR FIN SYSTEMS BUSINESS ANLST (716)	4	56.7580	9,838.05	118,056.64
CCMG	SR FIN SYSTEMS BUSINESS ANLST (716)	5	59.6586	10,340.83	124,089.94
CCMG	SR MANAGEMENT ANALYST (713)	1	47.6727	8,263.28	99,159.32
CCMG	SR MANAGEMENT ANALYST (713)	2	50.1084	8,685.45	104,225.42
CCMG	SR MANAGEMENT ANALYST (713)	3	52.6687	9,129.25	109,551.00
CCMG	SR MANAGEMENT ANALYST (713)	4	55.3603	9,595.78	115,149.32
CCMG	SR MANAGEMENT ANALYST (713)	5	58.1901	10,086.29	121,035.46
CCMG	SR MANAGEMENT ANALYST/BUDGET (714)	1	47.6727	8,263.28	99,159.32
CCMG	SR MANAGEMENT ANALYST/BUDGET (714)	2	50.1084	8,685.45	104,225.42
CCMG	SR MANAGEMENT ANALYST/BUDGET (714)	3	52.6687	9,129.25	109,551.00
CCMG	SR MANAGEMENT ANALYST/BUDGET (714)	4	55.3603	9,595.78	115,149.32
CCMG	SR MANAGEMENT ANALYST/BUDGET (714)	5	58.1901	10,086.29	121,035.46
CCMG	SR MGMT ANLYST Y-RATE (795)	1	57.3874	9,947.15	119,365.74



**Note:** For FIRE job titles, the printed hourly rates are for 40-hour employees. To determine the hourly rates for 56-hour employees, divide the annual rate by 2912. (Titles with two codes in parentheses indicate they are 40-hour & 56-hour positions. The first code is for 40-hr, the second one for 56-hr.)

Group	Title	Step	Hourly Rate	Monthly Rate	Annual Rate
CCMG	SR PLANNER (717)	1	51.6308	8,949.33	107,391.96
CCMG	SR PLANNER (717)	2	54.2697	9,406.76	112,881.08
CCMG	SR PLANNER (717)	3	57.0420	9,887.28	118,647.36
CCMG	SR PLANNER (717)	4	59.9573	10,392.59	124,711.08
CCMG	SR PLANNER (717)	5	63.0209	10,923.62	131,083.42
CCMG	SR SOLID WASTE & REC CRW SUPV (710)	1	47.6727	8,263.28	99,159.32
CCMG	SR SOLID WASTE & REC CRW SUPV (710)	2	50.1084	8,685.45	104,225.42
CCMG	SR SOLID WASTE & REC CRW SUPV (710)	3	52.6687	9,129.25	109,551.00
CCMG	SR SOLID WASTE & REC CRW SUPV (710)	4	55.3603	9,595.78	115,149.32
CCMG	SR SOLID WASTE & REC CRW SUPV (710)	5	58.1901	10,086.29	121,035.46
CCMG	SYSTEMS DEVELOPMENT MANAGER (807)	1	56.4765	9,789.26	117,471.12
CCMG	SYSTEMS DEVELOPMENT MANAGER (807)	2	59.3625	10,289.50	123,474.00
CCMG	SYSTEMS DEVELOPMENT MANAGER (807)	3	62.3955	10,815.22	129,782.64
CCMG	SYSTEMS DEVELOPMENT MANAGER (807)	4	65.5828	11,367.68	136,412.12
CCMG	SYSTEMS DEVELOPMENT MANAGER (807)	5	68.9349	11,948.71	143,384.54
CCMG	SYSTEMS SUPPORT MANAGER (825)	1	62.1241	10,768.18	129,218.18
CCMG	SYSTEMS SUPPORT MANAGER (825)	2	65.2987	11,318.45	135,821.40
CCMG	SYSTEMS SUPPORT MANAGER (825)	3	68.6350	11,896.73	142,760.80
CCMG	SYSTEMS SUPPORT MANAGER (825)	4	72.1411	12,504.46	150,053.54
CCMG	SYSTEMS SUPPORT MANAGER (825)	5	75.8284	13,143.59	157,723.02
CCMG	TECHNICAL SERVICES MANAGER (808)	1	62.1241	10,768.18	129,218.18
CCMG	TECHNICAL SERVICES MANAGER (808)	2	65.2987	11,318.45	135,821.40
CCMG	TECHNICAL SERVICES MANAGER (808)	3	68.6350	11,896.73	142,760.80
CCMG	TECHNICAL SERVICES MANAGER (808)	4	72.1411	12,504.46	150,053.54
CCMG	TECHNICAL SERVICES MANAGER (808)	5	75.8284	13,143.59	157,723.02
CCMG	TRAFFIC ENGINEERING MGR (822)	1	49.8610	8,642.57	103,710.88
CCMG	TRAFFIC ENGINEERING MGR (822)	2	52.4092	9,084.27	109,011.24
CCMG	TRAFFIC ENGINEERING MGR (822)	3	55.0873	9,548.46	114,581.48
CCMG	TRAFFIC ENGINEERING MGR (822)	4	57.9024	10,036.41	120,436.94
CCMG	TRAFFIC ENGINEERING MGR (822)	5	60.8606	10,549.18	126,590.10
CCMG	TRANSIT MANAGER ADMIN (840)*	1	58.1901	10,086.29	121,035.46
CCMG	TRANSIT MANAGER ADMIN (840)*	2	61.1629	10,601.57	127,218.78
CCMG	TRANSIT MANAGER ADMIN (840)*	3	64.2876	11,143.19	133,718.26
CCMG	TRANSIT MANAGER ADMIN (840)*	4	67.5728	11,712.61	140,551.32
CCMG	TRANSIT MANAGER ADMIN (840)*	5	71.0268	12,311.30	147,735.64
CCMG	TRANSIT OPERATIONS ANALYST (704)	1	40.0426	6,940.72	83,288.66
CCMG	TRANSIT OPERATIONS ANALYST (704)	2	42.0890	7,295.43	87,545.12
CCMG	TRANSIT OPERATIONS ANALYST (704)	3	44.2394	7,668.16	92,017.90
CCMG	TRANSIT OPERATIONS ANALYST (704)	4	46.5000	8,060.00	96,720.00
CCMG	TRANSIT OPERATIONS ANALYST (704)	5	48.8756	8,471.78	101,661.30
CCMG	TRANSIT OPERATIONS MANAGER (812)	1	58.1901	10,086.29	121,035.46

**Note:** For FIRE job titles, the printed hourly rates are for 40-hour employees. To determine the hourly rates for 56-hour employees, divide the annual rate by 2912. (Titles with two codes in parentheses indicate they are 40-hour & 56-hour positions. The first code is for 40-hr, the second one for 56-hr.)

Group	Title	Step	Hourly Rate	Monthly Rate	Annual Rate
CCMG	TRANSIT OPERATIONS MANAGER (812)	2	61.1629	10,601.57	127,218.78
CCMG	TRANSIT OPERATIONS MANAGER (812)	3	64.2876	11,143.19	133,718.26
CCMG	TRANSIT OPERATIONS MANAGER (812)	4	67.5728	11,712.61	140,551.32
CCMG	TRANSIT OPERATIONS MANAGER (812)	5	71.0268	12,311.30	147,735.64
CCMG	TRANSIT PLANNING MANAGER (829)	1	58.1901	10,086.29	121,035.46
CCMG	TRANSIT PLANNING MANAGER (829)	2	61.1629	10,601.57	127,218.78
CCMG	TRANSIT PLANNING MANAGER (829)	3	64.2876	11,143.19	133,718.26
CCMG	TRANSIT PLANNING MANAGER (829)	4	67.5728	11,712.61	140,551.32
CCMG	TRANSIT PLANNING MANAGER (829)	5	71.0268	12,311.30	147,735.64
CCMG	TRFC ENG ANALYST (723)	1	44.2394	7,668.16	92,017.90
CCMG	TRFC ENG ANALYST (723)	2	46.5000	8,060.00	96,720.00
CCMG	TRFC ENG ANALYST (723)	3	48.8756	8,471.78	101,661.30
CCMG	TRFC ENG ANALYST (723)	4	51.3739	8,904.81	106,857.66
CCMG	TRFC ENG ANALYST (723)	5	53.9991	9,359.85	112,318.18

\* Transit Manager Admin (840) - This reclassification is a conditional approval. The classification and compensation review will be conducted by the HR Department. The final recommendation will be submitted to the City Manager for approval before the position can be filled.

**Note:** For FIRE job titles, the printed hourly rates are for 40-hour employees. To determine the hourly rates for 56-hour employees, divide the annual rate by 2912. (Titles with two codes in parentheses indicate they are 40-hour & 56-hour positions. The first code is for 40-hr, the second one for 56-hr.)

Group	Title	Step	Hourly Rate	Monthly Rate	Annual Rate
CNCL	COUNCIL MEMBER (001)	1	27.9870	485.12	5,821.40

**Note:** For FIRE job titles, the printed hourly rates are for 40-hour employees. To determine the hourly rates for 56-hour employees, divide the annual rate by 2912. (Titles with two codes in parentheses indicate they are 40-hour & 56-hour positions. The first code is for 40-hr, the second one for 56-hr.)

Group	Title	Step	Hourly Rate	Monthly Rate	Annual Rate
EXEC	ADMIN SERVICES DIRECTOR (911)	1	88.3093	15,306.94	183,683.24
EXEC	ADMIN SERVICES DIRECTOR (911)	2	92.8197	16,088.76	193,065.08
EXEC	ADMIN SERVICES DIRECTOR (911)	3	97.5635	16,911.01	202,932.08
EXEC	ADMIN SERVICES DIRECTOR (911)	4	102.5479	17,774.97	213,299.58
EXEC	ADMIN SERVICES DIRECTOR (911)	5	107.7901	18,683.62	224,203.46
EXEC	ASSISTANT CITY MANAGER (908)	1	95.2936	16,517.56	198,210.74
EXEC	ASSISTANT CITY MANAGER (908)	2	100.1636	17,361.70	208,340.34
EXEC	ASSISTANT CITY MANAGER (908)	3	105.2810	18,248.71	218,984.48
EXEC	ASSISTANT CITY MANAGER (908)	4	110.6614	19,181.31	230,175.66
EXEC	ASSISTANT CITY MANAGER (908)	5	116.3157	20,161.40	241,936.76
EXEC	ASSTANT TO CITY MANAGER (900)	1	58.7726	10,187.26	122,247.06
EXEC	ASSTANT TO CITY MANAGER (900)	2	61.7760	10,707.84	128,494.08
EXEC	ASSTANT TO CITY MANAGER (900)	3	64.9326	11,254.99	135,059.86
EXEC	ASSTANT TO CITY MANAGER (900)	4	68.2507	11,830.13	141,961.56
EXEC	ASSTANT TO CITY MANAGER (900)	5	71.7378	12,434.54	149,214.52
EXEC	CHIEF FINANCIAL OFFICER (907)	1	91.5804	15,873.93	190,487.18
EXEC	CHIEF FINANCIAL OFFICER (907)	2	96.2607	16,685.20	200,222.36
EXEC	CHIEF FINANCIAL OFFICER (907)	3	101.1785	17,537.61	210,451.28
EXEC	CHIEF FINANCIAL OFFICER (907)	4	106.3497	18,433.96	221,207.48
EXEC	CHIEF FINANCIAL OFFICER (907)	5	111.7841	19,375.92	232,510.98
EXEC	CHIEF INFO OFFICER (905)	1	82.8916	14,367.88	172,414.58
EXEC	CHIEF INFO OFFICER (905)	2	87.1264	15,101.91	181,222.86
EXEC	CHIEF INFO OFFICER (905)	3	91.5804	15,873.93	190,487.18
EXEC	CHIEF INFO OFFICER (905)	4	96.2607	16,685.20	200,222.36
EXEC	CHIEF INFO OFFICER (905)	5	101.1785	17,537.61	210,451.28
EXEC	CHIEF TRANSPORTATION OFFICER (903)	1	82.8391	14,358.78	172,305.38
EXEC	CHIEF TRANSPORTATION OFFICER (903)	2	87.0716	15,092.42	181,108.98
EXEC	CHIEF TRANSPORTATION OFFICER (903)	3	91.5203	15,863.51	190,362.12
EXEC	CHIEF TRANSPORTATION OFFICER (903)	4	96.1968	16,674.10	200,089.24
EXEC	CHIEF TRANSPORTATION OFFICER (903)	5	101.1131	17,526.28	210,315.30
EXEC	CITY ATTORNEY (909)	1	109.5078	18,981.34	227,776.12
EXEC	CITY ATTORNEY (909)	2	115.1034	19,951.25	239,415.02
EXEC	CITY ATTORNEY (909)	3	120.9854	20,970.80	251,649.58
EXEC	CITY ATTORNEY (909)	4	127.1680	22,042.45	264,509.44
EXEC	CITY ATTORNEY (909)	5	133.6663	23,168.82	278,025.80
EXEC	CITY MANAGER (910)	1	118.6859	20,572.22	246,866.62
EXEC	CITY MANAGER (910)	2	124.7492	21,623.20	259,478.44
EXEC	CITY MANAGER (910)	3	131.1248	22,728.29	272,739.48
EXEC	CITY MANAGER (910)	4	137.8258	23,889.80	286,677.56
EXEC	CITY MANAGER (910)	5	144.8684	25,110.52	301,326.22
EXEC	COMMUNITY DEVOPMENT DIRECTOR (904)	1	82.0703	14,225.51	170,706.12

**Note:** For FIRE job titles, the printed hourly rates are for 40-hour employees. To determine the hourly rates for 56-hour employees, divide the annual rate by 2912. (Titles with two codes in parentheses indicate they are 40-hour & 56-hour positions. The first code is for 40-hr, the second one for 56-hr.)

Group	Title	Step	Hourly Rate	Monthly Rate	Annual Rate
EXEC	COMMUNITY DEVOPMENT DIRECTOR (904)	2	86.2633	14,952.30	179,427.56
EXEC	COMMUNITY DEVOPMENT DIRECTOR (904)	3	90.6741	15,716.85	188,602.18
EXEC	COMMUNITY DEVOPMENT DIRECTOR (904)	4	95.3073	16,519.92	198,239.08
EXEC	COMMUNITY DEVOPMENT DIRECTOR (904)	5	100.1779	17,364.17	208,369.98
EXEC	HUMAN RESOURCES DIRECTOR (902)	1	82.5320	14,305.55	171,666.56
EXEC	HUMAN RESOURCES DIRECTOR (902)	2	86.7472	15,036.19	180,434.28
EXEC	HUMAN RESOURCES DIRECTOR (902)	3	91.1808	15,804.66	189,655.96
EXEC	HUMAN RESOURCES DIRECTOR (902)	4	95.8391	16,612.12	199,345.38
EXEC	HUMAN RESOURCES DIRECTOR (902)	5	100.7385	17,461.34	209,536.08
EXEC	PRCS DIRECTOR (901)	1	76.8953	13,328.51	159,942.12
EXEC	PRCS DIRECTOR (901)	2	80.8235	14,009.41	168,112.88
EXEC	PRCS DIRECTOR (901)	3	84.9536	14,725.30	176,703.54
EXEC	PRCS DIRECTOR (901)	4	89.2966	15,478.08	185,736.98
EXEC	PRCS DIRECTOR (901)	5	93.8590	16,268.89	195,226.72
EXEC	PUBLIC WORKS DIRECTOR (906)	1	87.1264	15,101.91	181,222.86
EXEC	PUBLIC WORKS DIRECTOR (906)	2	91.5804	15,873.93	190,487.18
EXEC	PUBLIC WORKS DIRECTOR (906)	3	96.2607	16,685.20	200,222.36
EXEC	PUBLIC WORKS DIRECTOR (906)	4	101.1785	17,537.61	210,451.28
EXEC	PUBLIC WORKS DIRECTOR (906)	5	106.3497	18,433.96	221,207.48

**Note:** For FIRE job titles, the printed hourly rates are for 40-hour employees. To determine the hourly rates for 56-hour employees, divide the annual rate by 2912. (Titles with two codes in parentheses indicate they are 40-hour & 56-hour positions. The first code is for 40-hr, the second one for 56-hr.)

Group	Title	Step	Hourly Rate	Monthly Rate	Annual Rate
FIRE	FIRE CAPTAIN (504/505)	1	65.0680	11,278.46	135,341.54
FIRE	FIRE ENGINEER (502/503)	1	56.5809	9,807.35	117,688.23
FIRE	FIREFIGHTER (500/501)	0	33.8819	5,872.86	70,474.30
FIRE	FIREFIGHTER (500/501)	1	37.8013	6,552.22	78,626.62
FIRE	FIREFIGHTER (500/501)	2	38.7584	6,718.12	80,617.46
FIRE	FIREFIGHTER (500/501)	3	42.3344	7,337.97	88,055.62
FIRE	FIREFIGHTER (500/501)	4	44.7218	7,751.76	93,021.12
FIRE	FIREFIGHTER (500/501)	5	47.2504	8,190.05	98,280.65
FIRE	FIREFIGHTER (500/501)	6	49.2008	8,528.13	102,337.61

**Note:** For FIRE job titles, the printed hourly rates are for 40-hour employees. To determine the hourly rates for 56-hour employees, divide the annual rate by 2912. (Titles with two codes in parentheses indicate they are 40-hour & 56-hour positions. The first code is for 40-hr, the second one for 56-hr.)

Group	Title	Step	Hourly Rate	Monthly Rate	Annual Rate
FMGT	ASST FIRE CHIEF (509)	1	94.1961	16,327.32	195,927.89
FMGT	BATTALION CHIEF (506/507)	1	78.0088	13,521.51	162,258.13
FMGT	FIRE CHIEF (510)	1	109.4090	18,964.23	227,570.74
FMGT	FIRE MARSHAL (508)	1	89.7106	15,549.83	186,597.98

**Note:** For FIRE job titles, the printed hourly rates are for 40-hour employees. To determine the hourly rates for 56-hour employees, divide the annual rate by 2912. (Titles with two codes in parentheses indicate they are 40-hour & 56-hour positions. The first code is for 40-hr, the second one for 56-hr.)

Group	Title	Step	Hourly Rate	Monthly Rate	Annual Rate
NBNE	ADMIN INTERN (107)	1	15.6279	0.00	0.00
NBNE	ADMIN INTERN (107)	2	16.4093	0.00	0.00
NBNE	ADMIN INTERN (107)	3	17.2298	0.00	0.00
NBNE	AMBULANCE OPERATOR (116)	1	16.5375	0.00	0.00
NBNE	AMBULANCE OPERATOR (116)	2	17.3644	0.00	0.00
NBNE	AMBULANCE OPERATOR (116)	3	18.2326	0.00	0.00
NBNE	BUS OPERATOR TRAINEE (106)	1	19.1008	0.00	0.00
NBNE	CASHIER PLUNGE (101)	1	15.0068	0.00	0.00
NBNE	CASHIER PLUNGE (101)	2	15.7572	0.00	0.00
NBNE	CASHIER PLUNGE (101)	3	16.5450	0.00	0.00
NBNE	CONTRACT EMPLOYEE (199)	1	20.0000	0.00	0.00
NBNE	CONTRACT EMPLOYEE (199)	2	30.0000	0.00	0.00
NBNE	CONTRACT EMPLOYEE (199)	3	40.0000	0.00	0.00
NBNE	CONTRACT EMPLOYEE (199)	4	50.0000	0.00	0.00
NBNE	CONTRACT EMPLOYEE (199)	5	60.0000	0.00	0.00
NBNE	CONTRACT EMPLOYEE (199)	6	70.0000	0.00	0.00
NBNE	CONTRACT EMPLOYEE (199)	7	80.0000	0.00	0.00
NBNE	CONTRACT EMPLOYEE (199)	8	90.0000	0.00	0.00
NBNE	CONTRACT EMPLOYEE (199)	9	100.0000	0.00	0.00
NBNE	CONTRACT EMPLOYEE (199)	10	110.0000	0.00	0.00
NBNE	CONTRACT EMPLOYEE (199)	11	120.0000	0.00	0.00
NBNE	CONTRACT EMPLOYEE (199)	12	130.0000	0.00	0.00
NBNE	CROSSING GUARD (104)	1	15.2807	0.00	0.00
NBNE	GIS INTERN (111)	1	17.3644	0.00	0.00
NBNE	GIS INTERN (111)	2	18.2326	0.00	0.00
NBNE	GIS INTERN (111)	3	19.1442	0.00	0.00
NBNE	INSTRCTR/PPL/DISABILITIES (115)	1	23.8471	0.00	0.00
NBNE	LIFEGUARD (108)	1	19.3894	0.00	0.00
NBNE	LIFEGUARD (108)	2	20.2978	0.00	0.00
NBNE	LIFEGUARD (108)	3	21.2515	0.00	0.00
NBNE	LIFEGUARD SWIM INSTRUCTOR NB (110)	1	20.9923	0.00	0.00
NBNE	LIFEGUARD SWIM INSTRUCTOR NB (110)	2	21.9808	0.00	0.00
NBNE	LIFEGUARD SWIM INSTRUCTOR NB (110)	3	23.0186	0.00	0.00
NBNE	POOL MANAGER (113)	1	25.4203	0.00	0.00
NBNE	POOL MANAGER (113)	2	26.3405	0.00	0.00
NBNE	POOL MANAGER (113)	3	27.3068	0.00	0.00
NBNE	RECREATION LEADER I (103)	1	15.0068	0.00	0.00
NBNE	RECREATION LEADER I (103)	2	15.7572	0.00	0.00
NBNE	RECREATION LEADER I (103)	3	16.5450	0.00	0.00



**Note:** For FIRE job titles, the printed hourly rates are for 40-hour employees. To determine the hourly rates for 56-hour employees, divide the annual rate by 2912. (Titles with two codes in parentheses indicate they are 40-hour & 56-hour positions. The first code is for 40-hr, the second one for 56-hr.)

Group	Title	Step	Hourly Rate	Monthly Rate	Annual Rate
NBNE	RECREATION LEADER II (109)	1	17.4849	0.00	0.00
NBNE	RECREATION LEADER II (109)	2	18.3594	0.00	0.00
NBNE	RECREATION LEADER II (109)	3	19.2772	0.00	0.00
NBNE	RECREATION SPECIALIST (114)	1	23.1080	0.00	0.00
NBNE	RECREATION SPECIALIST (114)	2	24.2635	0.00	0.00
NBNE	RECREATION SPECIALIST (114)	3	25.4766	0.00	0.00
NBNE	SR RECREATION LEADER (112)	1	20.5701	0.00	0.00
NBNE	SR RECREATION LEADER (112)	2	21.5986	0.00	0.00
NBNE	SR RECREATION LEADER (112)	3	22.6785	0.00	0.00
NBNE	STUDENT WORKER I (100)	1	15.0000	0.00	0.00
NBNE	STUDENT WORKER I (100)	2	15.7500	0.00	0.00
NBNE	STUDENT WORKER I (100)	3	16.5375	0.00	0.00
NBNE	STUDENT WORKER II (102)	1	15.7500	0.00	0.00
NBNE	STUDENT WORKER II (102)	2	16.5375	0.00	0.00
NBNE	STUDENT WORKER II (102)	3	17.3643	0.00	0.00
NBNE	STUDENT WORKER III (105)	1	18.1658	0.00	0.00
NBNE	STUDENT WORKER III (105)	2	19.0741	0.00	0.00
NBNE	STUDENT WORKER III (105)	3	20.0278	0.00	0.00

**Note:** For FIRE job titles, the printed hourly rates are for 40-hour employees. To determine the hourly rates for 56-hour employees, divide the annual rate by 2912. (Titles with two codes in parentheses indicate they are 40-hour & 56-hour positions. The first code is for 40-hr, the second one for 56-hr.)

Group	Title	Step	Hourly Rate	Monthly Rate	Annual Rate
PMGT	ASSISTANT CHIEF (605)	1	103.3276	17,910.12	214,921.46
PMGT	POLICE CAPTAIN (604)	1	89.4582	15,506.10	186,073.16
PMGT	POLICE CHIEF (606)	1	118.8271	20,596.70	247,160.42
PMGT	POLICE LIEUTENANT (603)	1	71.3687	12,370.58	148,447.00

**Note:** For FIRE job titles, the printed hourly rates are for 40-hour employees. To determine the hourly rates for 56-hour employees, divide the annual rate by 2912. (Titles with two codes in parentheses indicate they are 40-hour & 56-hour positions. The first code is for 40-hr, the second one for 56-hr.)

Group	Title	Step	Hourly Rate	Monthly Rate	Annual Rate
POLC	POLICE OFFICER (601)	1	38.9097	6,744.36	80,932.28
POLC	POLICE OFFICER (601)	2	40.0950	6,949.80	83,397.60
POLC	POLICE OFFICER (601)	3	42.9441	7,443.65	89,323.78
POLC	POLICE OFFICER (601)	4	44.0265	7,631.26	91,575.12
POLC	POLICE OFFICER (601)	5	45.3555	7,861.62	94,339.44
POLC	POLICE OFFICER (601)	6	46.8631	8,122.94	97,475.30
POLC	POLICE OFFICER (601)	7	48.2936	8,370.90	100,450.74
POLC	POLICE OFFICER (601)	8	49.5131	8,582.28	102,987.30
POLC	POLICE OFFICER (601)	9	50.8710	8,817.64	105,811.68
POLC	POLICE SERGEANT (602)	1	58.5946	10,156.40	121,876.82

**Note:** For FIRE job titles, the printed hourly rates are for 40-hour employees. To determine the hourly rates for 56-hour employees, divide the annual rate by 2912. (Titles with two codes in parentheses indicate they are 40-hour & 56-hour positions. The first code is for 40-hr, the second one for 56-hr.)

Group	Title	Step	Hourly Rate	Monthly Rate	Annual Rate
POLR	POLICE RECRUIT (600)	1	38.9097	6,744.36	80,932.28

1  
2  
3  
4  
5  
6  
7  
8  
9  
10  
11  
12  
13  
14  
15  
16  
17  
18  
19  
20  
21  
22  
23  
24  
25  
26  
27  
28


**RESOLUTION NO. 2022-R\_055**

A RESOLUTION OF THE CITY COUNCIL OF THE CITY OF  
CULVER CITY, CALIFORNIA, ADOPTING THE  
CLASSIFICATION AND SALARY PLAN FOR CITY  
EMPLOYEES EFFECTIVE JULY 1, 2022.

NOW, THEREFORE, the City Council of the City of Culver City, DOES  
RESOLVE as follows:

1. The Classification and Salary Plan, attached hereto as Exhibit "A" and incorporated herein by this reference, is hereby adopted effective July 1, 2022.
2. The Classification and Salary Plan, attached hereto as Exhibit "A" shall supersede and replace all previously adopted salary plans for City employees.
3. The City Manager and Chief Financial Officer are hereby authorized to adjust and pay salaries of the City employees in accordance with the Classification and Salary Plan adopted and approved by this Resolution, effective July 1, 2022.


APPROVED and ADOPTED this 27<sup>th</sup> day of June, 2022.

  
DR. DANIEL LEE, Mayor  
City of Culver City, California

ATTEST:

  
JEREMY BOCCHINO, City Clerk

APPROVED AS TO FORM:

  
HEATHER BAKER, City Attorney

# Culver CITY

## Salary Schedule

### Effective Date 07/01/2022

## EXHIBIT A

**Note:** For FIRE job titles, the printed hourly rates are for 40-hour employees. To determine the hourly rates for 56-hour employees, divide the annual rate by 2912. (Titles with two codes in parentheses indicate they are 40-hour & 56-hour positions. The first code is for 40-hr, the second one for 56-hr.)

Group	Title	Step	Hourly Rate	Monthly Rate	Annual Rate
CCEA	ACCOUNT CLERK (205)	1	22.8290	3,957.03	47,484.32
CCEA	ACCOUNT CLERK (205)	2	23.9966	4,159.42	49,912.98
CCEA	ACCOUNT CLERK (205)	3	25.2229	4,371.97	52,463.58
CCEA	ACCOUNT CLERK (205)	4	26.5128	4,595.54	55,146.52
CCEA	ACCOUNT CLERK (205)	5	27.8699	4,830.78	57,969.34
CCEA	ACCOUNT CLERK-REG PT (205R)	1	22.8290	3,957.03	47,484.32
CCEA	ACCOUNT CLERK-REG PT (205R)	2	23.9966	4,159.42	49,912.98
CCEA	ACCOUNT CLERK-REG PT (205R)	3	25.2229	4,371.97	52,463.58
CCEA	ACCOUNTANT (419)	1	33.8060	5,859.71	70,316.48
CCEA	ACCOUNTANT (419)	2	35.5328	6,159.01	73,908.12
CCEA	ACCOUNTANT (419)	3	37.3485	6,473.74	77,684.88
CCEA	ACCOUNTANT (419)	4	39.2575	6,804.63	81,655.60
CCEA	ACCOUNTANT (419)	5	41.2636	7,152.36	85,828.34
CCEA	ACCOUNTANT II (428)	1	36.9774	6,409.41	76,912.94
CCEA	ACCOUNTANT II (428)	2	38.8673	6,736.99	80,843.88
CCEA	ACCOUNTANT II (428)	3	40.8532	7,081.23	84,974.76
CCEA	ACCOUNTANT II (428)	4	42.9411	7,443.13	89,317.54
CCEA	ACCOUNTANT II (428)	5	45.1359	7,823.55	93,882.62
CCEA	ACCOUNTING TECHNICIAN (223)	1	27.7307	4,806.66	57,679.96
CCEA	ACCOUNTING TECHNICIAN (223)	2	29.1227	5,047.94	60,575.32
CCEA	ACCOUNTING TECHNICIAN (223)	3	30.5986	5,303.76	63,645.14
CCEA	ACCOUNTING TECHNICIAN (223)	4	32.1622	5,574.79	66,897.48
CCEA	ACCOUNTING TECHNICIAN (223)	5	33.8060	5,859.71	70,316.48
CCEA	ADMIN CLERK (207)	1	22.6021	3,917.70	47,012.42
CCEA	ADMIN CLERK (207)	2	23.7578	4,118.01	49,416.12
CCEA	ADMIN CLERK (207)	3	24.9719	4,328.46	51,941.50
CCEA	ADMIN CLERK (207)	4	26.2490	4,549.83	54,597.92
CCEA	ADMIN CLERK (207)	5	27.5927	4,782.74	57,392.92
CCEA	ADMIN CLERK-REG PT (207R)	1	22.6021	3,917.70	47,012.42
CCEA	ADMIN CLERK-REG PT (207R)	2	23.7578	4,118.01	49,416.12
CCEA	ADMIN CLERK-REG PT (207R)	3	24.9719	4,328.46	51,941.50
CCEA	ADMIN SECRETARY (222)	1	27.5927	4,782.74	57,392.92
CCEA	ADMIN SECRETARY (222)	2	28.9798	5,023.16	60,277.88
CCEA	ADMIN SECRETARY (222)	3	30.4463	5,277.35	63,328.20
CCEA	ADMIN SECRETARY (222)	4	32.0027	5,547.14	66,565.72
CCEA	ADMIN SECRETARY (222)	5	33.6369	5,830.39	69,964.70
CCEA	ANIMAL SERVICES OFFICER (307)	1	26.2490	4,549.83	54,597.92
CCEA	ANIMAL SERVICES OFFICER (307)	2	27.5927	4,782.74	57,392.92
CCEA	ANIMAL SERVICES OFFICER (307)	3	28.9798	5,023.16	60,277.88
CCEA	ANIMAL SERVICES OFFICER (307)	4	30.4463	5,277.35	63,328.20
CCEA	ANIMAL SERVICES OFFICER (307)	5	32.0027	5,547.14	66,565.72

### Salary Schedule Effective Date 07/01/2022

Group	Title	Step	Hourly Rate	Monthly Rate	Annual Rate
CCEA	ASSISTANT ENGINEER (425)	1	36.5887	6,342.05	76,104.60
CCEA	ASSISTANT ENGINEER (425)	2	38.4582	6,666.10	79,993.16
CCEA	ASSISTANT ENGINEER (425)	3	40.4226	7,006.59	84,079.06
CCEA	ASSISTANT ENGINEER (425)	4	42.4889	7,364.74	88,376.86
CCEA	ASSISTANT ENGINEER (425)	5	44.6595	7,740.98	92,891.76
CCEA	ASSISTANT PLANNER (420)	1	34.1444	5,918.36	71,020.30
CCEA	ASSISTANT PLANNER (420)	2	35.8891	6,220.78	74,649.38
CCEA	ASSISTANT PLANNER (420)	3	37.7226	6,538.59	78,463.06
CCEA	ASSISTANT PLANNER (420)	4	39.6510	6,872.84	82,474.08
CCEA	ASSISTANT PLANNER (420)	5	41.6764	7,223.91	86,686.86
CCEA	ASSOC ANL Y-RATE (495)	1	39.1041	6,778.05	81,336.58
CCEA	ASSOCIATE ANALYST (415)	1	33.1378	5,743.88	68,926.52
CCEA	ASSOCIATE ANALYST (415)	2	34.8308	6,037.33	72,447.96
CCEA	ASSOCIATE ANALYST (415)	3	36.6115	6,345.99	76,151.92
CCEA	ASSOCIATE ANALYST (415)	4	38.4822	6,670.26	80,043.08
CCEA	ASSOCIATE ANALYST (415)	5	40.4478	7,010.94	84,131.32
CCEA	ASSOCIATE ENGINEER (439)	1	43.7802	7,588.58	91,062.92
CCEA	ASSOCIATE ENGINEER (439)	2	46.0167	7,976.24	95,714.84
CCEA	ASSOCIATE ENGINEER (439)	3	48.3686	8,383.90	100,606.74
CCEA	ASSOCIATE ENGINEER (439)	4	50.8392	8,812.14	105,745.64
CCEA	ASSOCIATE ENGINEER (439)	5	53.4384	9,262.65	111,151.82
CCEA	ASSOCIATE PLANNER (431)	1	39.2575	6,804.63	81,655.60
CCEA	ASSOCIATE PLANNER (431)	2	41.2636	7,152.36	85,828.34
CCEA	ASSOCIATE PLANNER (431)	3	43.3720	7,517.81	90,213.76
CCEA	ASSOCIATE PLANNER (431)	4	45.5882	7,901.96	94,823.56
CCEA	ASSOCIATE PLANNER (431)	5	47.9174	8,305.68	99,668.14
CCEA	AUDIO VISUAL OP/ANALYST-REG PT (455R)	1	41.2636	7,152.36	85,828.34
CCEA	AUDIO VISUAL OP/ANALYST-REG PT (455R)	2	43.3720	7,517.81	90,213.76
CCEA	AUDIO VISUAL OP/ANALYST-REG PT (455R)	3	45.5882	7,901.96	94,823.56
CCEA	AUTOMATED ENFORCEMENT TECH (219)	1	26.2490	4,549.83	54,597.92
CCEA	AUTOMATED ENFORCEMENT TECH (219)	2	27.5927	4,782.74	57,392.92
CCEA	AUTOMATED ENFORCEMENT TECH (219)	3	28.9798	5,023.16	60,277.88
CCEA	AUTOMATED ENFORCEMENT TECH (219)	4	30.4463	5,277.35	63,328.20
CCEA	AUTOMATED ENFORCEMENT TECH (219)	5	32.0027	5,547.14	66,565.72
CCEA	BICYCLE/PEDESTRIAN COORD (456)	1	43.7802	7,588.58	91,062.92
CCEA	BICYCLE/PEDESTRIAN COORD (456)	2	46.0167	7,976.24	95,714.84
CCEA	BICYCLE/PEDESTRIAN COORD (456)	3	48.3686	8,383.90	100,606.74
CCEA	BICYCLE/PEDESTRIAN COORD (456)	4	50.8392	8,812.14	105,745.64
CCEA	BICYCLE/PEDESTRIAN COORD (456)	5	53.4384	9,262.65	111,151.82
CCEA	BUILDING AND SAFETY INSPECTOR (327)	1	33.1378	5,743.88	68,926.52

**Culver CITY**  
**Salary Schedule**  
**Effective Date 07/01/2022**

**EXHIBIT A**

**Note:** For FIRE job titles, the printed hourly rates are for 40-hour employees. To determine the hourly rates for 56-hour employees, divide the annual rate by 2912. (Titles with two codes in parentheses indicate they are 40-hour & 56-hour positions. The first code is for 40-hr, the second one for 56-hr.)

Group	Title	Step	Hourly Rate	Monthly Rate	Annual Rate
CCEA	BUILDING AND SAFETY INSPECTOR (327)	2	34.8308	6,037.33	72,447.96
CCEA	BUILDING AND SAFETY INSPECTOR (327)	3	36.6115	6,345.99	76,151.92
CCEA	BUILDING AND SAFETY INSPECTOR (327)	4	38.4822	6,670.26	80,043.08
CCEA	BUILDING AND SAFETY INSPECTOR (327)	5	40.4478	7,010.94	84,131.32
CCEA	BUILDING ENGINEER (433)	1	40.8532	7,081.23	84,974.76
CCEA	BUILDING ENGINEER (433)	2	42.9411	7,443.13	89,317.54
CCEA	BUILDING ENGINEER (433)	3	45.1359	7,823.55	93,882.62
CCEA	BUILDING ENGINEER (433)	4	47.4422	8,223.32	98,679.88
CCEA	BUILDING ENGINEER (433)	5	49.8661	8,643.46	103,721.54
CCEA	BUS OPERATOR (305)	0	23.1734	4,016.72	48,200.62
CCEA	BUS OPERATOR (305)	1	25.6022	4,437.72	53,252.68
CCEA	BUS OPERATOR (305)	2	26.9123	4,664.79	55,977.48
CCEA	BUS OPERATOR (305)	3	28.2826	4,902.32	58,827.86
CCEA	BUS OPERATOR (305)	4	29.6975	5,147.57	61,770.80
CCEA	BUS OPERATOR (305)	5	31.2155	5,410.69	64,928.24
CCEA	BUS OPERATOR-REG PT (305R)	1	20.9728	3,635.28	43,623.32
CCEA	BUS OPERATOR-REG PT (305R)	2	22.0443	3,821.00	45,852.04
CCEA	BUS OPERATOR-REG PT (305R)	3	23.1734	4,016.72	48,200.62
CCEA	BUSINESS TAX INSPECTOR (224)	1	27.8699	4,830.78	57,969.34
CCEA	BUSINESS TAX INSPECTOR (224)	2	29.2654	5,072.67	60,871.98
CCEA	BUSINESS TAX INSPECTOR (224)	3	30.7509	5,330.15	63,961.82
CCEA	BUSINESS TAX INSPECTOR (224)	4	32.3228	5,602.61	67,231.32
CCEA	BUSINESS TAX INSPECTOR (224)	5	33.9741	5,888.85	70,666.18
CCEA	BUYER (434)	1	41.0585	7,116.81	85,401.68
CCEA	BUYER (434)	2	43.1562	7,480.42	89,765.00
CCEA	BUYER (434)	3	45.3616	7,862.68	94,352.18
CCEA	BUYER (434)	4	47.6798	8,264.49	99,173.88
CCEA	BUYER (434)	5	50.1156	8,686.71	104,240.50
CCEA	CEMENT FINISHER (314)	1	28.4196	4,926.07	59,112.82
CCEA	CEMENT FINISHER (314)	2	29.8451	5,173.16	62,077.86
CCEA	CEMENT FINISHER (314)	3	31.3702	5,437.51	65,250.12
CCEA	CEMENT FINISHER (314)	4	32.9734	5,715.39	68,584.62
CCEA	CEMENT FINISHER (314)	5	34.6581	6,007.41	72,088.90
CCEA	CITY CLERK SPECIALIST (452)	1	31.5263	5,464.55	65,574.60
CCEA	CITY CLERK SPECIALIST (452)	2	33.1378	5,743.88	68,926.52
CCEA	CITY CLERK SPECIALIST (452)	3	34.8308	6,037.33	72,447.96
CCEA	CITY CLERK SPECIALIST (452)	4	36.6115	6,345.99	76,151.92
CCEA	CITY CLERK SPECIALIST (452)	5	38.4822	6,670.26	80,043.08
CCEA	CLAIMS/SAFETY TECHNICIAN (402)	1	31.5263	5,464.55	65,574.60
CCEA	CLAIMS/SAFETY TECHNICIAN (402)	2	33.1378	5,743.88	68,926.52
CCEA	CLAIMS/SAFETY TECHNICIAN (402)	3	34.8308	6,037.33	72,447.96



# Culver CITY

## Salary Schedule

### Effective Date 07/01/2022

## EXHIBIT A

**Note:** For FIRE job titles, the printed hourly rates are for 40-hour employees. To determine the hourly rates for 56-hour employees, divide the annual rate by 2912. (Titles with two codes in parentheses indicate they are 40-hour & 56-hour positions. The first code is for 40-hr, the second one for 56-hr.)

Group	Title	Step	Hourly Rate	Monthly Rate	Annual Rate
CCEA	CLAIMS/SAFETY TECHNICIAN (402)	4	36.6115	6,345.99	76,151.92
CCEA	CLAIMS/SAFETY TECHNICIAN (402)	5	38.4822	6,670.26	80,043.08
CCEA	CLERK (200)	1	18.2326	3,160.32	37,923.86
CCEA	CLERK (200)	2	19.1645	3,321.85	39,862.16
CCEA	CLERK (200)	3	20.1447	3,491.76	41,901.08
CCEA	CLERK (200)	4	21.1756	3,670.44	44,045.30
CCEA	CLERK (200)	5	22.2570	3,857.88	46,294.56
CCEA	CLERK TYPIST (202)	1	19.4608	3,373.20	40,478.36
CCEA	CLERK TYPIST (202)	2	20.4567	3,545.84	42,550.04
CCEA	CLERK TYPIST (202)	3	21.5019	3,726.99	44,723.90
CCEA	CLERK TYPIST (202)	4	22.6021	3,917.70	47,012.42
CCEA	CLERK TYPIST (202)	5	23.7578	4,118.01	49,416.12
CCEA	CLERK TYPIST-REG PT (202R)	1	19.4608	3,373.20	40,478.36
CCEA	CLERK TYPIST-REG PT (202R)	2	20.4567	3,545.84	42,550.04
CCEA	CLERK TYPIST-REG PT (202R)	3	21.5019	3,726.99	44,723.90
CCEA	CLERK-REG PT (200R)	1	18.2326	3,160.32	37,923.86
CCEA	CLERK-REG PT (200R)	2	19.1645	3,321.85	39,862.16
CCEA	CLERK-REG PT (200R)	3	20.1447	3,491.76	41,901.08
CCEA	COACH CLEANER (231)	1	21.1825	3,671.63	44,059.60
CCEA	COACH CLEANER (231)	2	22.2661	3,859.46	46,313.54
CCEA	COACH CLEANER (231)	3	23.4050	4,056.87	48,682.40
CCEA	COACH CLEANER (231)	4	24.6012	4,264.22	51,170.60
CCEA	COACH CLEANER (231)	5	25.8588	4,482.18	53,786.20
CCEA	CODE ENFORCEMENT ANALYST (429)	1	38.1020	6,604.35	79,252.16
CCEA	CODE ENFORCEMENT ANALYST (429)	2	40.0483	6,941.70	83,300.36
CCEA	CODE ENFORCEMENT ANALYST (429)	3	42.0953	7,296.51	87,558.12
CCEA	CODE ENFORCEMENT ANALYST (429)	4	44.2457	7,669.26	92,031.16
CCEA	CODE ENFORCEMENT ANALYST (429)	5	46.5077	8,061.34	96,736.12
CCEA	CODE ENFORCEMENT OFFICER (228)	1	30.9008	5,356.13	64,273.56
CCEA	CODE ENFORCEMENT OFFICER (228)	2	32.4799	5,629.85	67,558.14
CCEA	CODE ENFORCEMENT OFFICER (228)	3	34.1395	5,917.51	71,010.16
CCEA	CODE ENFORCEMENT OFFICER (228)	4	35.8838	6,219.85	74,638.20
CCEA	CODE ENFORCEMENT OFFICER (228)	5	37.7169	6,537.59	78,451.10
CCEA	COMM SVCS OFFICER-REG PT (201R)	1	18.1480	3,145.65	37,747.84
CCEA	COMM SVCS OFFICER-REG PT (201R)	2	19.0756	3,306.44	39,677.30
CCEA	COMM SVCS OFFICER-REG PT (201R)	3	20.0511	3,475.53	41,706.34
CCEA	COMMUNICATION SUPERVISOR (453)	1	44.0610	7,637.24	91,646.88
CCEA	COMMUNICATION SUPERVISOR (453)	2	46.3137	8,027.72	96,332.60
CCEA	COMMUNICATION SUPERVISOR (453)	3	48.6800	8,437.87	101,254.40
CCEA	COMMUNICATION SUPERVISOR (453)	4	51.1664	8,868.84	106,426.06

# Culver CITY

## Salary Schedule

### Effective Date 07/01/2022

## EXHIBIT A

**Note:** For FIRE job titles, the printed hourly rates are for 40-hour employees. To determine the hourly rates for 56-hour employees, divide the annual rate by 2912. (Titles with two codes in parentheses indicate they are 40-hour & 56-hour positions. The first code is for 40-hr, the second one for 56-hr.)

Group	Title	Step	Hourly Rate	Monthly Rate	Annual Rate
CCEA	COMMUNICATION SUPERVISOR (453)	5	53.7819	9,322.19	111,866.30
CCEA	COMMUNICATIONS TECHNICIAN (333)	1	38.3140	6,641.09	79,693.12
CCEA	COMMUNICATIONS TECHNICIAN (333)	2	40.2728	6,980.61	83,767.32
CCEA	COMMUNICATIONS TECHNICIAN (333)	3	42.3304	7,337.27	88,047.18
CCEA	COMMUNICATIONS TECHNICIAN (333)	4	44.4925	7,712.03	92,544.40
CCEA	COMMUNICATIONS TECHNICIAN (333)	5	46.7668	8,106.24	97,274.84
CCEA	COMPUTER PROGRAMMER (422)	1	35.0047	6,067.49	72,809.88
CCEA	COMPUTER PROGRAMMER (422)	2	36.7939	6,377.61	76,531.26
CCEA	COMPUTER PROGRAMMER (422)	3	38.6742	6,703.54	80,442.44
CCEA	COMPUTER PROGRAMMER (422)	4	40.6505	7,046.09	84,553.04
CCEA	COMPUTER PROGRAMMER (422)	5	42.7277	7,406.14	88,873.72
CCEA	CUSTODIAN (203)	1	19.7548	3,424.16	41,089.88
CCEA	CUSTODIAN (203)	2	20.7640	3,599.09	43,189.12
CCEA	CUSTODIAN (203)	3	21.8259	3,783.15	45,397.82
CCEA	CUSTODIAN (203)	4	22.9428	3,976.74	47,720.92
CCEA	CUSTODIAN (203)	5	24.1154	4,180.00	50,159.98
CCEA	CUSTODIAN-REG PT (203R)	1	19.7548	3,424.16	41,089.88
CCEA	CUSTODIAN-REG PT (203R)	2	20.7640	3,599.09	43,189.12
CCEA	CUSTODIAN-REG PT (203R)	3	21.8259	3,783.15	45,397.82
CCEA	ELEC FLEET SVCS TECH (338)	1	32.9932	5,718.83	68,625.96
CCEA	ELEC FLEET SVCS TECH (338)	2	34.6788	6,010.98	72,131.80
CCEA	ELEC FLEET SVCS TECH (338)	3	36.4515	6,318.26	75,819.12
CCEA	ELEC FLEET SVCS TECH (338)	4	38.3140	6,641.09	79,693.12
CCEA	ELEC FLEET SVCS TECH (338)	5	40.2728	6,980.61	83,767.32
CCEA	ELECTRICAL MAINT CREWLEADER (337)	1	41.0149	7,109.25	85,310.94
CCEA	ELECTRICAL MAINT CREWLEADER (337)	2	43.1115	7,472.66	89,671.92
CCEA	ELECTRICAL MAINT CREWLEADER (337)	3	45.3140	7,854.43	94,253.12
CCEA	ELECTRICAL MAINT CREWLEADER (337)	4	47.6297	8,255.82	99,069.88
CCEA	ELECTRICAL MAINT CREWLEADER (337)	5	50.0638	8,677.72	104,132.60
CCEA	ENGINEERING DRAWING & DOC TECH (432)	1	39.2575	6,804.63	81,655.60
CCEA	ENGINEERING DRAWING & DOC TECH (432)	2	41.2636	7,152.36	85,828.34
CCEA	ENGINEERING DRAWING & DOC TECH (432)	3	43.3720	7,517.81	90,213.76
CCEA	ENGINEERING DRAWING & DOC TECH (432)	4	45.5882	7,901.96	94,823.56
CCEA	ENGINEERING DRAWING & DOC TECH (432)	5	47.9174	8,305.68	99,668.14
CCEA	ENGINEERING TECHNICIAN (406)	1	30.5986	5,303.76	63,645.14
CCEA	ENGINEERING TECHNICIAN (406)	2	32.1622	5,574.79	66,897.48
CCEA	ENGINEERING TECHNICIAN (406)	3	33.8060	5,859.71	70,316.48
CCEA	ENGINEERING TECHNICIAN (406)	4	35.5328	6,159.01	73,908.12
CCEA	ENGINEERING TECHNICIAN (406)	5	37.3485	6,473.74	77,684.88
CCEA	ENVIRONMENTAL COMPLIANCE INSP (451)	1	33.3033	5,772.56	69,270.76

**Culver CITY**  
**Salary Schedule**  
**Effective Date 07/01/2022**

**EXHIBIT A**

**Note:** For FIRE job titles, the printed hourly rates are for 40-hour employees. To determine the hourly rates for 56-hour employees, divide the annual rate by 2912. (Titles with two codes in parentheses indicate they are 40-hour & 56-hour positions. The first code is for 40-hr, the second one for 56-hr.)

Group	Title	Step	Hourly Rate	Monthly Rate	Annual Rate
CCEA	ENVIRONMENTAL COMPLIANCE INSP (451)	2	35.0047	6,067.49	72,809.88
CCEA	ENVIRONMENTAL COMPLIANCE INSP (451)	3	36.7939	6,377.61	76,531.26
CCEA	ENVIRONMENTAL COMPLIANCE INSP (451)	4	38.6742	6,703.54	80,442.44
CCEA	ENVIRONMENTAL COMPLIANCE INSP (451)	5	40.6505	7,046.09	84,553.04
CCEA	FACILITIES LEADWORKER (332)	1	34.8308	6,037.33	72,447.96
CCEA	FACILITIES LEADWORKER (332)	2	36.6115	6,345.99	76,151.92
CCEA	FACILITIES LEADWORKER (332)	3	38.4822	6,670.26	80,043.08
CCEA	FACILITIES LEADWORKER (332)	4	40.4478	7,010.94	84,131.32
CCEA	FACILITIES LEADWORKER (332)	5	42.5152	7,369.31	88,431.72
CCEA	FACILITIES MAINT CREW LEADER (322)	1	31.5263	5,464.55	65,574.60
CCEA	FACILITIES MAINT CREW LEADER (322)	2	33.1378	5,743.88	68,926.52
CCEA	FACILITIES MAINT CREW LEADER (322)	3	34.8308	6,037.33	72,447.96
CCEA	FACILITIES MAINT CREW LEADER (322)	4	36.6115	6,345.99	76,151.92
CCEA	FACILITIES MAINT CREW LEADER (322)	5	38.4822	6,670.26	80,043.08
CCEA	FACILITIES MAINTENANCE WORKER (303)	1	25.4749	4,415.65	52,987.74
CCEA	FACILITIES MAINTENANCE WORKER (303)	2	26.7778	4,641.48	55,697.72
CCEA	FACILITIES MAINTENANCE WORKER (303)	3	28.1483	4,879.03	58,548.36
CCEA	FACILITIES MAINTENANCE WORKER (303)	4	29.5524	5,122.41	61,468.94
CCEA	FACILITIES MAINTENANCE WORKER (303)	5	31.0594	5,383.63	64,603.50
CCEA	FIRE PREVENTION SPECIALIST (437)	1	42.3472	7,340.19	88,082.28
CCEA	FIRE PREVENTION SPECIALIST (437)	2	44.5119	7,715.39	92,584.70
CCEA	FIRE PREVENTION SPECIALIST (437)	3	46.7859	8,109.55	97,314.62
CCEA	FIRE PREVENTION SPECIALIST (437)	4	49.1775	8,524.10	102,289.20
CCEA	FIRE PREVENTION SPECIALIST (437)	5	51.6899	8,959.58	107,514.94
CCEA	FIRE PREVENTION SPECIALIST-REG PT (437R)	1	42.3472	7,340.19	88,082.28
CCEA	FIRE PREVENTION SPECIALIST-REG PT (437R)	2	44.5119	7,715.39	92,584.70
CCEA	FIRE PREVENTION SPECIALIST-REG PT (437R)	3	46.7859	8,109.55	97,314.62
CCEA	FLEET SERVICES ASSISTANT (210)	1	22.8290	3,957.03	47,484.32
CCEA	FLEET SERVICES ASSISTANT (210)	2	23.9966	4,159.42	49,912.98
CCEA	FLEET SERVICES ASSISTANT (210)	3	25.2229	4,371.97	52,463.58
CCEA	FLEET SERVICES ASSISTANT (210)	4	26.5128	4,595.54	55,146.52
CCEA	FLEET SERVICES ASSISTANT (210)	5	27.8699	4,830.78	57,969.34
CCEA	FLEET SERVICES ASSISTANT-REG PT (210R)	1	22.8290	3,957.03	47,484.32
CCEA	FLEET SERVICES ASSISTANT-REG PT (210R)	2	23.9966	4,159.42	49,912.98
CCEA	FLEET SERVICES ASSISTANT-REG PT (210R)	3	25.2229	4,371.97	52,463.58
CCEA	FLEET SERVICES SUPERVISOR (427)	1	37.5298	6,505.16	78,061.88
CCEA	FLEET SERVICES SUPERVISOR (427)	2	39.4478	6,837.61	82,051.32
CCEA	FLEET SERVICES SUPERVISOR (427)	3	41.4635	7,187.01	86,244.08
CCEA	FLEET SERVICES SUPERVISOR (427)	4	43.5824	7,554.28	90,651.34

# Culver CITY

## Salary Schedule

### Effective Date 07/01/2022

## EXHIBIT A

**Note:** For FIRE job titles, the printed hourly rates are for 40-hour employees. To determine the hourly rates for 56-hour employees, divide the annual rate by 2912. (Titles with two codes in parentheses indicate they are 40-hour & 56-hour positions. The first code is for 40-hr, the second one for 56-hr.)

Group	Title	Step	Hourly Rate	Monthly Rate	Annual Rate
CCEA	FLEET SERVICES SUPERVISOR (427)	5	45.8098	7,940.36	95,284.28
CCEA	FLEET SERVICES TECHNICIAN (309)	1	26.3796	4,572.47	54,869.62
CCEA	FLEET SERVICES TECHNICIAN (309)	2	27.7307	4,806.66	57,679.96
CCEA	FLEET SERVICES TECHNICIAN (309)	3	29.1227	5,047.94	60,575.32
CCEA	FLEET SERVICES TECHNICIAN (309)	4	30.5986	5,303.76	63,645.14
CCEA	FLEET SERVICES TECHNICIAN (309)	5	32.1622	5,574.79	66,897.48
CCEA	FORENSIC SPECIALIST (335)	1	37.1635	6,441.67	77,300.08
CCEA	FORENSIC SPECIALIST (335)	2	39.0619	6,770.73	81,248.70
CCEA	FORENSIC SPECIALIST (335)	3	41.0585	7,116.81	85,401.68
CCEA	FORENSIC SPECIALIST (335)	4	43.1562	7,480.42	89,765.00
CCEA	FORENSIC SPECIALIST (335)	5	45.3616	7,862.68	94,352.18
CCEA	GIS ANALYST (438)	1	43.3720	7,517.81	90,213.76
CCEA	GIS ANALYST (438)	2	45.5882	7,901.96	94,823.56
CCEA	GIS ANALYST (438)	3	47.9174	8,305.68	99,668.14
CCEA	GIS ANALYST (438)	4	50.3666	8,730.22	104,762.58
CCEA	GIS ANALYST (438)	5	52.9403	9,176.31	110,115.72
CCEA	GIS TECHNICIAN (424)	1	36.0692	6,252.00	75,024.04
CCEA	GIS TECHNICIAN (424)	2	37.9122	6,571.46	78,857.48
CCEA	GIS TECHNICIAN (424)	3	39.8490	6,907.16	82,885.92
CCEA	GIS TECHNICIAN (424)	4	41.8852	7,260.11	87,121.32
CCEA	GIS TECHNICIAN (424)	5	44.0260	7,631.17	91,574.08
CCEA	GRAPHIC SERVICES ASSISTANT (209)	1	22.7138	3,937.05	47,244.60
CCEA	GRAPHIC SERVICES ASSISTANT (209)	2	23.8765	4,138.59	49,663.12
CCEA	GRAPHIC SERVICES ASSISTANT (209)	3	25.0970	4,350.15	52,201.76
CCEA	GRAPHIC SERVICES ASSISTANT (209)	4	26.3796	4,572.47	54,869.62
CCEA	GRAPHIC SERVICES ASSISTANT (209)	5	27.7307	4,806.66	57,679.96
CCEA	GRAPHIC SERVICES SUPERVISOR (413)	1	32.3228	5,602.61	67,231.32
CCEA	GRAPHIC SERVICES SUPERVISOR (413)	2	33.9741	5,888.85	70,666.18
CCEA	GRAPHIC SERVICES SUPERVISOR (413)	3	35.7103	6,189.78	74,277.32
CCEA	GRAPHIC SERVICES SUPERVISOR (413)	4	37.5354	6,506.13	78,073.58
CCEA	GRAPHIC SERVICES SUPERVISOR (413)	5	39.4529	6,838.50	82,061.98
CCEA	HEAVY EQUIPMENT OPERATOR (313)	1	27.8699	4,830.78	57,969.34
CCEA	HEAVY EQUIPMENT OPERATOR (313)	2	29.2654	5,072.67	60,871.98
CCEA	HEAVY EQUIPMENT OPERATOR (313)	3	30.7509	5,330.15	63,961.82
CCEA	HEAVY EQUIPMENT OPERATOR (313)	4	32.3228	5,602.61	67,231.32
CCEA	HEAVY EQUIPMENT OPERATOR (313)	5	33.9741	5,888.85	70,666.18
CCEA	HEAVY EQUIPMENT OPERATOR-REG PT (313R)	1	27.8699	4,830.78	57,969.34
CCEA	HEAVY EQUIPMENT OPERATOR-REG PT (313R)	2	29.2654	5,072.67	60,871.98
CCEA	HEAVY EQUIPMENT OPERATOR-REG PT (313R)	3	30.7509	5,330.15	63,961.82

# Culver CITY

## Salary Schedule

### Effective Date 07/01/2022

## EXHIBIT A

**Note:** For FIRE job titles, the printed hourly rates are for 40-hour employees. To determine the hourly rates for 56-hour employees, divide the annual rate by 2912. (Titles with two codes in parentheses indicate they are 40-hour & 56-hour positions. The first code is for 40-hr, the second one for 56-hr.)

Group	Title	Step	Hourly Rate	Monthly Rate	Annual Rate
CCEA	HEAVY TRUCK DRIVER (312)	1	26.7778	4,641.48	55,697.72
CCEA	HEAVY TRUCK DRIVER (312)	2	28.1483	4,879.03	58,548.36
CCEA	HEAVY TRUCK DRIVER (312)	3	29.5524	5,122.41	61,468.94
CCEA	HEAVY TRUCK DRIVER (312)	4	31.0594	5,383.63	64,603.50
CCEA	HEAVY TRUCK DRIVER (312)	5	32.6468	5,658.77	67,905.24
CCEA	HEAVY TRUCK DRIVER-REG PT (312R)	1	26.7778	4,641.48	55,697.72
CCEA	HEAVY TRUCK DRIVER-REG PT (312R)	2	28.1483	4,879.03	58,548.36
CCEA	HEAVY TRUCK DRIVER-REG PT (312R)	3	29.5524	5,122.41	61,468.94
CCEA	HOUSING ASSISTANT (409)	1	30.7509	5,330.15	63,961.82
CCEA	HOUSING ASSISTANT (409)	2	32.3228	5,602.61	67,231.32
CCEA	HOUSING ASSISTANT (409)	3	33.9741	5,888.85	70,666.18
CCEA	HOUSING ASSISTANT (409)	4	35.7103	6,189.78	74,277.32
CCEA	HOUSING ASSISTANT (409)	5	37.5354	6,506.13	78,073.58
CCEA	HOUSING SPECIALIST (426)	1	36.6115	6,345.99	76,151.92
CCEA	HOUSING SPECIALIST (426)	2	38.4822	6,670.26	80,043.08
CCEA	HOUSING SPECIALIST (426)	3	40.4478	7,010.94	84,131.32
CCEA	HOUSING SPECIALIST (426)	4	42.5152	7,369.31	88,431.72
CCEA	HOUSING SPECIALIST (426)	5	44.6882	7,745.96	92,951.56
CCEA	HUMAN RESOURCES ASSOCIATE (410)	1	34.6788	6,010.98	72,131.80
CCEA	HUMAN RESOURCES ASSOCIATE (410)	2	36.4515	6,318.26	75,819.12
CCEA	HUMAN RESOURCES ASSOCIATE (410)	3	38.3140	6,641.09	79,693.12
CCEA	HUMAN RESOURCES ASSOCIATE (410)	4	40.2728	6,980.61	83,767.32
CCEA	HUMAN RESOURCES ASSOCIATE (410)	5	42.3304	7,337.27	88,047.18
CCEA	HUMAN RESOURCES TECHNICIAN (411)	1	31.5263	5,464.55	65,574.60
CCEA	HUMAN RESOURCES TECHNICIAN (411)	2	33.1378	5,743.88	68,926.52
CCEA	HUMAN RESOURCES TECHNICIAN (411)	3	34.8308	6,037.33	72,447.96
CCEA	HUMAN RESOURCES TECHNICIAN (411)	4	36.6115	6,345.99	76,151.92
CCEA	HUMAN RESOURCES TECHNICIAN (411)	5	38.4822	6,670.26	80,043.08
CCEA	HVAC MAINTENANCE WORKER (326)	1	32.6468	5,658.77	67,905.24
CCEA	HVAC MAINTENANCE WORKER (326)	2	34.3148	5,947.89	71,374.68
CCEA	HVAC MAINTENANCE WORKER (326)	3	36.0692	6,252.00	75,024.04
CCEA	HVAC MAINTENANCE WORKER (326)	4	37.9122	6,571.46	78,857.48
CCEA	HVAC MAINTENANCE WORKER (326)	5	39.8490	6,907.16	82,885.92
CCEA	HVAC TECHNICIAN (339)	1	34.2791	5,941.72	71,300.58
CCEA	HVAC TECHNICIAN (339)	2	36.0238	6,244.12	74,929.40
CCEA	HVAC TECHNICIAN (339)	3	37.8726	6,564.59	78,775.06
CCEA	HVAC TECHNICIAN (339)	4	39.8078	6,900.01	82,800.12
CCEA	HVAC TECHNICIAN (339)	5	41.8415	7,252.53	87,030.32
CCEA	INFORMATION SYSTEMS ANALYST (435)	1	41.2636	7,152.36	85,828.34
CCEA	INFORMATION SYSTEMS ANALYST (435)	2	43.3720	7,517.81	90,213.76
CCEA	INFORMATION SYSTEMS ANALYST (435)	3	45.5882	7,901.96	94,823.56

# Culver CITY

## Salary Schedule

### Effective Date 07/01/2022

## EXHIBIT A

**Note:** For FIRE job titles, the printed hourly rates are for 40-hour employees. To determine the hourly rates for 56-hour employees, divide the annual rate by 2912. (Titles with two codes in parentheses indicate they are 40-hour & 56-hour positions. The first code is for 40-hr, the second one for 56-hr.)

Group	Title	Step	Hourly Rate	Monthly Rate	Annual Rate
CCEA	INFORMATION SYSTEMS ANALYST (435)	4	47.9174	8,305.68	99,668.14
CCEA	INFORMATION SYSTEMS ANALYST (435)	5	50.3666	8,730.22	104,762.58
CCEA	INFORMATION TECHNOLOGY ANALYST (418)	1	33.4701	5,801.49	69,617.86
CCEA	INFORMATION TECHNOLOGY ANALYST (418)	2	35.1801	6,097.89	73,174.66
CCEA	INFORMATION TECHNOLOGY ANALYST (418)	3	36.9774	6,409.41	76,912.94
CCEA	INFORMATION TECHNOLOGY ANALYST (418)	4	38.8673	6,736.99	80,843.88
CCEA	INFORMATION TECHNOLOGY ANALYST (418)	5	40.8532	7,081.23	84,974.76
CCEA	IRRIGATION MAINTENANCE TECHNIC (304)	1	25.4749	4,415.65	52,987.74
CCEA	IRRIGATION MAINTENANCE TECHNIC (304)	2	26.7778	4,641.48	55,697.72
CCEA	IRRIGATION MAINTENANCE TECHNIC (304)	3	28.1483	4,879.03	58,548.36
CCEA	IRRIGATION MAINTENANCE TECHNIC (304)	4	29.5524	5,122.41	61,468.94
CCEA	IRRIGATION MAINTENANCE TECHNIC (304)	5	31.0594	5,383.63	64,603.50
CCEA	JAILER (218)	1	25.4749	4,415.65	52,987.74
CCEA	JAILER (218)	2	26.7778	4,641.48	55,697.72
CCEA	JAILER (218)	3	28.1483	4,879.03	58,548.36
CCEA	JAILER (218)	4	29.5524	5,122.41	61,468.94
CCEA	JAILER (218)	5	31.0594	5,383.63	64,603.50
CCEA	JAILER - Y-RATE (297)	1	32.3439	5,606.27	67,275.26
CCEA	LABORER (204)	1	21.1825	3,671.63	44,059.60
CCEA	LABORER (204)	2	22.2661	3,859.46	46,313.54
CCEA	LABORER (204)	3	23.4050	4,056.87	48,682.40
CCEA	LABORER (204)	4	24.6012	4,264.22	51,170.60
CCEA	LABORER (204)	5	25.8588	4,482.18	53,786.20
CCEA	LABORER-REG PT (204R)	1	21.1825	3,671.63	44,059.60
CCEA	LABORER-REG PT (204R)	2	22.2661	3,859.46	46,313.54
CCEA	LABORER-REG PT (204R)	3	23.4050	4,056.87	48,682.40
CCEA	LEGAL SECRETARY (412)	1	32.1622	5,574.79	66,897.48
CCEA	LEGAL SECRETARY (412)	2	33.8060	5,859.71	70,316.48
CCEA	LEGAL SECRETARY (412)	3	35.5328	6,159.01	73,908.12
CCEA	LEGAL SECRETARY (412)	4	37.3485	6,473.74	77,684.88
CCEA	LEGAL SECRETARY (412)	5	39.2575	6,804.63	81,655.60
CCEA	MAINTENANCE CARPENTER (319)	1	29.5524	5,122.41	61,468.94
CCEA	MAINTENANCE CARPENTER (319)	2	31.0594	5,383.63	64,603.50
CCEA	MAINTENANCE CARPENTER (319)	3	32.6468	5,658.77	67,905.24
CCEA	MAINTENANCE CARPENTER (319)	4	34.3148	5,947.89	71,374.68
CCEA	MAINTENANCE CARPENTER (319)	5	36.0692	6,252.00	75,024.04
CCEA	MAINTENANCE ELECTRICIAN (328)	1	33.1378	5,743.88	68,926.52
CCEA	MAINTENANCE ELECTRICIAN (328)	2	34.8308	6,037.33	72,447.96
CCEA	MAINTENANCE ELECTRICIAN (328)	3	36.6115	6,345.99	76,151.92
CCEA	MAINTENANCE ELECTRICIAN (328)	4	38.4822	6,670.26	80,043.08

# Culver CITY

## Salary Schedule

### Effective Date 07/01/2022

## EXHIBIT A

**Note:** For FIRE job titles, the printed hourly rates are for 40-hour employees. To determine the hourly rates for 56-hour employees, divide the annual rate by 2912. (Titles with two codes in parentheses indicate they are 40-hour & 56-hour positions. The first code is for 40-hr, the second one for 56-hr.)

Group	Title	Step	Hourly Rate	Monthly Rate	Annual Rate
CCEA	MAINTENANCE ELECTRICIAN (328)	5	40.4478	7,010.94	84,131.32
CCEA	MAINTENANCE PAINTER (317)	1	29.4084	5,097.45	61,169.42
CCEA	MAINTENANCE PAINTER (317)	2	30.9047	5,356.82	64,281.88
CCEA	MAINTENANCE PAINTER (317)	3	32.4849	5,630.71	67,568.54
CCEA	MAINTENANCE PAINTER (317)	4	34.1444	5,918.36	71,020.30
CCEA	MAINTENANCE PAINTER (317)	5	35.8891	6,220.78	74,649.38
CCEA	MAINTENANCE PLUMBER (329)	1	33.1378	5,743.88	68,926.52
CCEA	MAINTENANCE PLUMBER (329)	2	34.8308	6,037.33	72,447.96
CCEA	MAINTENANCE PLUMBER (329)	3	36.6115	6,345.99	76,151.92
CCEA	MAINTENANCE PLUMBER (329)	4	38.4822	6,670.26	80,043.08
CCEA	MAINTENANCE PLUMBER (329)	5	40.4478	7,010.94	84,131.32
CCEA	MAINTENANCE WORKER I (206)	1	22.1546	3,840.14	46,081.62
CCEA	MAINTENANCE WORKER I (206)	2	23.2886	4,036.70	48,440.34
CCEA	MAINTENANCE WORKER I (206)	3	24.4777	4,242.81	50,913.72
CCEA	MAINTENANCE WORKER I (206)	4	25.7293	4,459.74	53,516.84
CCEA	MAINTENANCE WORKER I (206)	5	27.0467	4,688.10	56,257.24
CCEA	MAINTENANCE WORKER I-REG PT (206R)	1	22.1546	3,840.14	46,081.62
CCEA	MAINTENANCE WORKER I-REG PT (206R)	2	23.2886	4,036.70	48,440.34
CCEA	MAINTENANCE WORKER I-REG PT (206R)	3	24.4777	4,242.81	50,913.72
CCEA	MAINTENANCE WORKER II (213)	1	23.5226	4,077.26	48,927.06
CCEA	MAINTENANCE WORKER II (213)	2	24.7236	4,285.43	51,425.14
CCEA	MAINTENANCE WORKER II (213)	3	25.9886	4,504.70	54,056.34
CCEA	MAINTENANCE WORKER II (213)	4	27.3190	4,735.29	56,823.52
CCEA	MAINTENANCE WORKER II (213)	5	28.6990	4,974.49	59,693.92
CCEA	MAINTENANCE WORKER II-REG PT (213R)	1	23.5226	4,077.26	48,927.06
CCEA	MAINTENANCE WORKER II-REG PT (213R)	2	24.7236	4,285.43	51,425.14
CCEA	MAINTENANCE WORKER II-REG PT (213R)	3	25.9886	4,504.70	54,056.34
CCEA	NETWORK ADMINISTRATOR (440)	1	45.3616	7,862.68	94,352.18
CCEA	NETWORK ADMINISTRATOR (440)	2	47.6798	8,264.49	99,173.88
CCEA	NETWORK ADMINISTRATOR (440)	3	50.1156	8,686.71	104,240.50
CCEA	NETWORK ADMINISTRATOR (440)	4	52.6765	9,130.59	109,567.12
CCEA	NETWORK ADMINISTRATOR (440)	5	55.3691	9,597.32	115,167.78
CCEA	OCCUPANCY SPECIALIST (232)	1	22.6021	3,917.70	47,012.42
CCEA	OCCUPANCY SPECIALIST (232)	2	23.7578	4,118.01	49,416.12
CCEA	OCCUPANCY SPECIALIST (232)	3	24.9719	4,328.46	51,941.50
CCEA	OCCUPANCY SPECIALIST (232)	4	26.2490	4,549.83	54,597.92
CCEA	OCCUPANCY SPECIALIST (232)	5	27.5927	4,782.74	57,392.92
CCEA	OFFICE AUTOMATION SPECIALIST (229)	1	30.5986	5,303.76	63,645.14
CCEA	OFFICE AUTOMATION SPECIALIST (229)	2	32.1622	5,574.79	66,897.48
CCEA	OFFICE AUTOMATION SPECIALIST (229)	3	33.8060	5,859.71	70,316.48

# Culver CITY

## Salary Schedule

### Effective Date 07/01/2022

## EXHIBIT A

**Note:** For FIRE job titles, the printed hourly rates are for 40-hour employees. To determine the hourly rates for 56-hour employees, divide the annual rate by 2912. (Titles with two codes in parentheses indicate they are 40-hour & 56-hour positions. The first code is for 40-hr, the second one for 56-hr.)

Group	Title	Step	Hourly Rate	Monthly Rate	Annual Rate
CCEA	OFFICE AUTOMATION SPECIALIST (229)	4	35.5328	6,159.01	73,908.12
CCEA	OFFICE AUTOMATION SPECIALIST (229)	5	37.3485	6,473.74	77,684.88
CCEA	PARK MAINTENANCE CREWLEADER (315)	1	28.6990	4,974.49	59,693.92
CCEA	PARK MAINTENANCE CREWLEADER (315)	2	30.1438	5,224.92	62,699.00
CCEA	PARK MAINTENANCE CREWLEADER (315)	3	31.6845	5,491.98	65,903.76
CCEA	PARK MAINTENANCE CREWLEADER (315)	4	33.3033	5,772.56	69,270.76
CCEA	PARK MAINTENANCE CREWLEADER (315)	5	35.0047	6,067.49	72,809.88
CCEA	PARK PATROL OFFICER (220)	1	26.2490	4,549.83	54,597.92
CCEA	PARK PATROL OFFICER (220)	2	27.5927	4,782.74	57,392.92
CCEA	PARK PATROL OFFICER (220)	3	28.9798	5,023.16	60,277.88
CCEA	PARK PATROL OFFICER (220)	4	30.4463	5,277.35	63,328.20
CCEA	PARK PATROL OFFICER (220)	5	32.0027	5,547.14	66,565.72
CCEA	PARKING ENFORCEMENT OFFICER (214)	1	24.1154	4,180.00	50,159.98
CCEA	PARKING ENFORCEMENT OFFICER (214)	2	25.3490	4,393.83	52,725.92
CCEA	PARKING ENFORCEMENT OFFICER (214)	3	26.6447	4,618.42	55,421.08
CCEA	PARKING ENFORCEMENT OFFICER (214)	4	28.0092	4,854.94	58,259.24
CCEA	PARKING ENFORCEMENT OFFICER (214)	5	29.4084	5,097.45	61,169.42
CCEA	PARKING ENFORCEMENT SUPERVISOR (446)	1	33.1378	5,743.88	68,926.52
CCEA	PARKING ENFORCEMENT SUPERVISOR (446)	2	34.8308	6,037.33	72,447.96
CCEA	PARKING ENFORCEMENT SUPERVISOR (446)	3	36.6115	6,345.99	76,151.92
CCEA	PARKING ENFORCEMENT SUPERVISOR (446)	4	38.4822	6,670.26	80,043.08
CCEA	PARKING ENFORCEMENT SUPERVISOR (446)	5	40.4478	7,010.94	84,131.32
CCEA	PARKING METER TECHNICIAN (310)	1	27.6986	4,801.10	57,613.14
CCEA	PARKING METER TECHNICIAN (310)	2	29.1173	5,046.99	60,563.88
CCEA	PARKING METER TECHNICIAN (310)	3	30.5788	5,300.32	63,603.80
CCEA	PARKING METER TECHNICIAN (310)	4	32.1284	5,568.92	66,827.02
CCEA	PARKING METER TECHNICIAN (310)	5	33.7702	5,853.51	70,242.12
CCEA	PAYROLL TECHNICIAN (423)	1	34.6788	6,010.98	72,131.80
CCEA	PAYROLL TECHNICIAN (423)	2	36.4515	6,318.26	75,819.12
CCEA	PAYROLL TECHNICIAN (423)	3	38.3140	6,641.09	79,693.12
CCEA	PAYROLL TECHNICIAN (423)	4	40.2728	6,980.61	83,767.32
CCEA	PAYROLL TECHNICIAN (423)	5	42.3304	7,337.27	88,047.18
CCEA	PERMIT TECHNICIAN (215)	1	24.7236	4,285.43	51,425.14
CCEA	PERMIT TECHNICIAN (215)	2	25.9886	4,504.70	54,056.34
CCEA	PERMIT TECHNICIAN (215)	3	27.3190	4,735.29	56,823.52
CCEA	PERMIT TECHNICIAN (215)	4	28.6990	4,974.49	59,693.92
CCEA	PERMIT TECHNICIAN (215)	5	30.1438	5,224.92	62,699.00
CCEA	PERMIT TECHNICIAN II (230)	1	28.4321	4,928.24	59,138.82
CCEA	PERMIT TECHNICIAN II (230)	2	29.8868	5,180.37	62,164.44
CCEA	PERMIT TECHNICIAN II (230)	3	31.4169	5,445.59	65,347.10
CCEA	PERMIT TECHNICIAN II (230)	4	33.0038	5,720.65	68,647.80



# Culver CITY

## Salary Schedule

### Effective Date 07/01/2022

## EXHIBIT A

**Note:** For FIRE job titles, the printed hourly rates are for 40-hour employees. To determine the hourly rates for 56-hour employees, divide the annual rate by 2912. (Titles with two codes in parentheses indicate they are 40-hour & 56-hour positions. The first code is for 40-hr, the second one for 56-hr.)

Group	Title	Step	Hourly Rate	Monthly Rate	Annual Rate
CCEA	PERMIT TECHNICIAN II (230)	5	34.6653	6,008.64	72,103.72
CCEA	PERMIT TECHNICIAN-REG PT (215R)	1	24.7236	4,285.43	51,425.14
CCEA	PERMIT TECHNICIAN-REG PT (215R)	2	25.9886	4,504.70	54,056.34
CCEA	PERMIT TECHNICIAN-REG PT (215R)	3	27.3190	4,735.29	56,823.52
CCEA	PLAN CHECK ENGINEER (436)	1	42.4889	7,364.74	88,376.86
CCEA	PLAN CHECK ENGINEER (436)	2	44.6595	7,740.98	92,891.76
CCEA	PLAN CHECK ENGINEER (436)	3	46.9418	8,136.57	97,638.84
CCEA	PLAN CHECK ENGINEER (436)	4	49.3406	8,552.38	102,628.50
CCEA	PLAN CHECK ENGINEER (436)	5	51.8628	8,989.54	107,874.52
CCEA	PLANNING TECHNICIAN (400)	1	26.2490	4,549.83	54,597.92
CCEA	PLANNING TECHNICIAN (400)	2	27.5927	4,782.74	57,392.92
CCEA	PLANNING TECHNICIAN (400)	3	28.9798	5,023.16	60,277.88
CCEA	PLANNING TECHNICIAN (400)	4	30.4463	5,277.35	63,328.20
CCEA	PLANNING TECHNICIAN (400)	5	32.0027	5,547.14	66,565.72
CCEA	PLANNING TECHNICIAN II (449)	1	33.1378	5,743.88	68,926.52
CCEA	PLANNING TECHNICIAN II (449)	2	34.8308	6,037.33	72,447.96
CCEA	PLANNING TECHNICIAN II (449)	3	36.6115	6,345.99	76,151.92
CCEA	PLANNING TECHNICIAN II (449)	4	38.4822	6,670.26	80,043.08
CCEA	PLANNING TECHNICIAN II (449)	5	40.4478	7,010.94	84,131.32
CCEA	POLICE RCRDS/PROPERTY SPRVSR (447)	1	33.1378	5,743.88	68,926.52
CCEA	POLICE RCRDS/PROPERTY SPRVSR (447)	2	34.8308	6,037.33	72,447.96
CCEA	POLICE RCRDS/PROPERTY SPRVSR (447)	3	36.6115	6,345.99	76,151.92
CCEA	POLICE RCRDS/PROPERTY SPRVSR (447)	4	38.4822	6,670.26	80,043.08
CCEA	POLICE RCRDS/PROPERTY SPRVSR (447)	5	40.4478	7,010.94	84,131.32
CCEA	POLICE RECORDS TECH-Y-RATE (296)	1	32.3439	5,606.27	67,275.26
CCEA	POLICE RECORDS TECHNICIAN (208)	1	22.6021	3,917.70	47,012.42
CCEA	POLICE RECORDS TECHNICIAN (208)	2	23.7578	4,118.01	49,416.12
CCEA	POLICE RECORDS TECHNICIAN (208)	3	24.9719	4,328.46	51,941.50
CCEA	POLICE RECORDS TECHNICIAN (208)	4	26.2490	4,549.83	54,597.92
CCEA	POLICE RECORDS TECHNICIAN (208)	5	27.5927	4,782.74	57,392.92
CCEA	POOL MAINTENANCE TECHNICIAN (330)	1	33.1378	5,743.88	68,926.52
CCEA	POOL MAINTENANCE TECHNICIAN (330)	2	34.8308	6,037.33	72,447.96
CCEA	POOL MAINTENANCE TECHNICIAN (330)	3	36.6115	6,345.99	76,151.92
CCEA	POOL MAINTENANCE TECHNICIAN (330)	4	38.4822	6,670.26	80,043.08
CCEA	POOL MAINTENANCE TECHNICIAN (330)	5	40.4478	7,010.94	84,131.32
CCEA	PROPERTY INSPECTOR (443)	1	36.2493	6,283.20	75,398.44
CCEA	PROPERTY INSPECTOR (443)	2	38.1020	6,604.35	79,252.16
CCEA	PROPERTY INSPECTOR (443)	3	40.0483	6,941.70	83,300.36
CCEA	PROPERTY INSPECTOR (443)	4	42.0953	7,296.51	87,558.12
CCEA	PROPERTY INSPECTOR (443)	5	44.2457	7,669.26	92,031.16

# Culver CITY

## Salary Schedule

### Effective Date 07/01/2022

## EXHIBIT A

**Note:** For FIRE job titles, the printed hourly rates are for 40-hour employees. To determine the hourly rates for 56-hour employees, divide the annual rate by 2912. (Titles with two codes in parentheses indicate they are 40-hour & 56-hour positions. The first code is for 40-hr, the second one for 56-hr.)

Group	Title	Step	Hourly Rate	Monthly Rate	Annual Rate
CCEA	PROPERTY TECHNICIAN (221)	1	26.5128	4,595.54	55,146.52
CCEA	PROPERTY TECHNICIAN (221)	2	27.8699	4,830.78	57,969.34
CCEA	PROPERTY TECHNICIAN (221)	3	29.2654	5,072.67	60,871.98
CCEA	PROPERTY TECHNICIAN (221)	4	30.7509	5,330.15	63,961.82
CCEA	PROPERTY TECHNICIAN (221)	5	32.3228	5,602.61	67,231.32
CCEA	PUBLIC ARTS COORDINATOR (457)	1	33.1378	5,743.88	68,926.52
CCEA	PUBLIC ARTS COORDINATOR (457)	2	34.8308	6,037.33	72,447.96
CCEA	PUBLIC ARTS COORDINATOR (457)	3	36.6115	6,345.99	76,151.92
CCEA	PUBLIC ARTS COORDINATOR (457)	4	38.4822	6,670.26	80,043.08
CCEA	PUBLIC ARTS COORDINATOR (457)	5	40.4478	7,010.94	84,131.32
CCEA	PUBLIC WORKS INSPECTOR (417)	1	33.3033	5,772.56	69,270.76
CCEA	PUBLIC WORKS INSPECTOR (417)	2	35.0047	6,067.49	72,809.88
CCEA	PUBLIC WORKS INSPECTOR (417)	3	36.7939	6,377.61	76,531.26
CCEA	PUBLIC WORKS INSPECTOR (417)	4	38.6742	6,703.54	80,442.44
CCEA	PUBLIC WORKS INSPECTOR (417)	5	40.6505	7,046.09	84,553.04
CCEA	REC & COMMUNITY SVCS COORDINAT (454)	1	30.7509	5,330.15	63,961.82
CCEA	REC & COMMUNITY SVCS COORDINAT (454)	2	32.3228	5,602.61	67,231.32
CCEA	REC & COMMUNITY SVCS COORDINAT (454)	3	33.9741	5,888.85	70,666.18
CCEA	REC & COMMUNITY SVCS COORDINAT (454)	4	35.7103	6,189.78	74,277.32
CCEA	REC & COMMUNITY SVCS COORDINAT (454)	5	37.5354	6,506.13	78,073.58
CCEA	REC & COMMUNITY SVCS COORDINAT-REG PT (454R)	1	30.7509	5,330.15	63,961.82
CCEA	REC & COMMUNITY SVCS COORDINAT-REG PT (454R)	2	32.3228	5,602.61	67,231.32
CCEA	REC & COMMUNITY SVCS COORDINAT-REG PT (454R)	3	33.9741	5,888.85	70,666.18
CCEA	RECORDS MGMT COORDINATOR (450)	1	31.5263	5,464.55	65,574.60
CCEA	RECORDS MGMT COORDINATOR (450)	2	33.1378	5,743.88	68,926.52
CCEA	RECORDS MGMT COORDINATOR (450)	3	34.8308	6,037.33	72,447.96
CCEA	RECORDS MGMT COORDINATOR (450)	4	36.6115	6,345.99	76,151.92
CCEA	RECORDS MGMT COORDINATOR (450)	5	38.4822	6,670.26	80,043.08
CCEA	RECREATION COORDINATOR (227)	1	29.9937	5,198.92	62,387.00
CCEA	RECREATION COORDINATOR (227)	2	31.5263	5,464.55	65,574.60
CCEA	RECREATION COORDINATOR (227)	3	33.1378	5,743.88	68,926.52
CCEA	RECREATION COORDINATOR (227)	4	34.8308	6,037.33	72,447.96
CCEA	RECREATION COORDINATOR (227)	5	36.6115	6,345.99	76,151.92
CCEA	RECREATION COORDINATOR-REG PT (227R)	1	29.9937	5,198.92	62,387.00
CCEA	RECREATION COORDINATOR-REG PT (227R)	2	31.5263	5,464.55	65,574.60
CCEA	RECREATION COORDINATOR-REG PT (227R)	3	33.1378	5,743.88	68,926.52
CCEA	SAFETY OFFICER (444)	1	36.4291	6,314.38	75,772.58
CCEA	SAFETY OFFICER (444)	2	38.2902	6,636.98	79,643.72
CCEA	SAFETY OFFICER (444)	3	40.2472	6,976.19	83,714.28

# Culver CITY

## Salary Schedule

### Effective Date 07/01/2022

## EXHIBIT A

**Note:** For FIRE job titles, the printed hourly rates are for 40-hour employees. To determine the hourly rates for 56-hour employees, divide the annual rate by 2912. (Titles with two codes in parentheses indicate they are 40-hour & 56-hour positions. The first code is for 40-hr, the second one for 56-hr.)

Group	Title	Step	Hourly Rate	Monthly Rate	Annual Rate
CCEA	SAFETY OFFICER (444)	4	42.3041	7,332.72	87,992.58
CCEA	SAFETY OFFICER (444)	5	44.4652	7,707.31	92,487.72
CCEA	SAFETY SERVICES COMM OPER (225)	1	28.5586	4,950.16	59,401.94
CCEA	SAFETY SERVICES COMM OPER (225)	2	29.9937	5,198.92	62,387.00
CCEA	SAFETY SERVICES COMM OPER (225)	3	31.5263	5,464.55	65,574.60
CCEA	SAFETY SERVICES COMM OPER (225)	4	33.1378	5,743.88	68,926.52
CCEA	SAFETY SERVICES COMM OPER (225)	5	34.8308	6,037.33	72,447.96
CCEA	SANITATION COLLECTOR (301)	1	22.8290	3,957.03	47,484.32
CCEA	SANITATION COLLECTOR (301)	2	23.9966	4,159.42	49,912.98
CCEA	SANITATION COLLECTOR (301)	3	25.2229	4,371.97	52,463.58
CCEA	SANITATION COLLECTOR (301)	4	26.5128	4,595.54	55,146.52
CCEA	SANITATION COLLECTOR (301)	5	27.8699	4,830.78	57,969.34
CCEA	SANITATION DISPATCH (226)	1	29.2654	5,072.67	60,871.98
CCEA	SANITATION DISPATCH (226)	2	30.7509	5,330.15	63,961.82
CCEA	SANITATION DISPATCH (226)	3	32.3228	5,602.61	67,231.32
CCEA	SANITATION DISPATCH (226)	4	33.9741	5,888.85	70,666.18
CCEA	SANITATION DISPATCH (226)	5	35.7103	6,189.78	74,277.32
CCEA	SANITATION DISPATCH-REG PT (226R)	1	29.2654	5,072.67	60,871.98
CCEA	SANITATION DISPATCH-REG PT (226R)	2	30.7509	5,330.15	63,961.82
CCEA	SANITATION DISPATCH-REG PT (226R)	3	32.3228	5,602.61	67,231.32
CCEA	SANITATION DRIVER (306)	1	25.8588	4,482.18	53,786.20
CCEA	SANITATION DRIVER (306)	2	27.1824	4,711.61	56,539.34
CCEA	SANITATION DRIVER (306)	3	28.5586	4,950.16	59,401.94
CCEA	SANITATION DRIVER (306)	4	29.9937	5,198.92	62,387.00
CCEA	SANITATION DRIVER (306)	5	31.5263	5,464.55	65,574.60
CCEA	SANITATION DRIVER-REG PT (306R)	1	25.8588	4,482.18	53,786.20
CCEA	SANITATION DRIVER-REG PT (306R)	2	27.1824	4,711.61	56,539.34
CCEA	SANITATION DRIVER-REG PT (306R)	3	28.5586	4,950.16	59,401.94
CCEA	SANITATION ROLL-OFF DRIVER (311)	1	26.3796	4,572.47	54,869.62
CCEA	SANITATION ROLL-OFF DRIVER (311)	2	27.7307	4,806.66	57,679.96
CCEA	SANITATION ROLL-OFF DRIVER (311)	3	29.1227	5,047.94	60,575.32
CCEA	SANITATION ROLL-OFF DRIVER (311)	4	30.5986	5,303.76	63,645.14
CCEA	SANITATION ROLL-OFF DRIVER (311)	5	32.1622	5,574.79	66,897.48
CCEA	SCOUT VEHICLE OPERATOR (212)	1	23.2886	4,036.70	48,440.34
CCEA	SCOUT VEHICLE OPERATOR (212)	2	24.4777	4,242.81	50,913.72
CCEA	SCOUT VEHICLE OPERATOR (212)	3	25.7293	4,459.74	53,516.84
CCEA	SCOUT VEHICLE OPERATOR (212)	4	27.0467	4,688.10	56,257.24
CCEA	SCOUT VEHICLE OPERATOR (212)	5	28.4196	4,926.07	59,112.82
CCEA	SCOUT VEHICLE OPERATOR-REG PT (212R)	1	23.2886	4,036.70	48,440.34
CCEA	SCOUT VEHICLE OPERATOR-REG PT (212R)	2	24.4777	4,242.81	50,913.72

# Culver CITY

## Salary Schedule

### Effective Date 07/01/2022

## EXHIBIT A

**Note:** For FIRE job titles, the printed hourly rates are for 40-hour employees. To determine the hourly rates for 56-hour employees, divide the annual rate by 2912. (Titles with two codes in parentheses indicate they are 40-hour & 56-hour positions. The first code is for 40-hr, the second one for 56-hr.)

Group	Title	Step	Hourly Rate	Monthly Rate	Annual Rate
CCEA	SCOUT VEHICLE OPERATOR-REG PT (212R)	3	25.7293	4,459.74	53,516.84
CCEA	SECRETARY (216)	1	24.7236	4,285.43	51,425.14
CCEA	SECRETARY (216)	2	25.9886	4,504.70	54,056.34
CCEA	SECRETARY (216)	3	27.3190	4,735.29	56,823.52
CCEA	SECRETARY (216)	4	28.6990	4,974.49	59,693.92
CCEA	SECRETARY (216)	5	30.1438	5,224.92	62,699.00
CCEA	SECRETARY Y-RATE (295)	1	32.8451	5,693.16	68,317.86
CCEA	SERVICE DESK TECHNICIAN (403)	1	29.1227	5,047.94	60,575.32
CCEA	SERVICE DESK TECHNICIAN (403)	2	30.5986	5,303.76	63,645.14
CCEA	SERVICE DESK TECHNICIAN (403)	3	32.1622	5,574.79	66,897.48
CCEA	SERVICE DESK TECHNICIAN (403)	4	33.8060	5,859.71	70,316.48
CCEA	SERVICE DESK TECHNICIAN (403)	5	35.5328	6,159.01	73,908.12
CCEA	SEWER LIFT STATION ELECTRO MEC (318)	1	29.4084	5,097.45	61,169.42
CCEA	SEWER LIFT STATION ELECTRO MEC (318)	2	30.9047	5,356.82	64,281.88
CCEA	SEWER LIFT STATION ELECTRO MEC (318)	3	32.4849	5,630.71	67,568.54
CCEA	SEWER LIFT STATION ELECTRO MEC (318)	4	34.1444	5,918.36	71,020.30
CCEA	SEWER LIFT STATION ELECTRO MEC (318)	5	35.8891	6,220.78	74,649.38
CCEA	SOLID WASTE & RECYC CRW SPVR (405)	1	34.5763	5,993.22	71,918.60
CCEA	SOLID WASTE & RECYC CRW SPVR (405)	2	36.3396	6,298.87	75,586.42
CCEA	SOLID WASTE & RECYC CRW SPVR (405)	3	38.1969	6,620.79	79,449.50
CCEA	SOLID WASTE & RECYC CRW SPVR (405)	4	40.1484	6,959.05	83,508.62
CCEA	SOLID WASTE & RECYC CRW SPVR (405)	5	42.2009	7,314.82	87,777.82
CCEA	SR & SOCIAL SERVICES SPEC (408)	1	30.7509	5,330.15	63,961.82
CCEA	SR & SOCIAL SERVICES SPEC (408)	2	32.3228	5,602.61	67,231.32
CCEA	SR & SOCIAL SERVICES SPEC (408)	3	33.9741	5,888.85	70,666.18
CCEA	SR & SOCIAL SERVICES SPEC (408)	4	35.7103	6,189.78	74,277.32
CCEA	SR & SOCIAL SERVICES SPEC (408)	5	37.5354	6,506.13	78,073.58
CCEA	SR ACCOUNT CLERK (217)	1	24.9719	4,328.46	51,941.50
CCEA	SR ACCOUNT CLERK (217)	2	26.2490	4,549.83	54,597.92
CCEA	SR ACCOUNT CLERK (217)	3	27.5927	4,782.74	57,392.92
CCEA	SR ACCOUNT CLERK (217)	4	28.9798	5,023.16	60,277.88
CCEA	SR ACCOUNT CLERK (217)	5	30.4463	5,277.35	63,328.20
CCEA	SR COMP PROGRAMMER ANALYST (442)	1	47.9174	8,305.68	99,668.14
CCEA	SR COMP PROGRAMMER ANALYST (442)	2	50.3666	8,730.22	104,762.58
CCEA	SR COMP PROGRAMMER ANALYST (442)	3	52.9403	9,176.31	110,115.72
CCEA	SR COMP PROGRAMMER ANALYST (442)	4	55.6451	9,645.16	115,741.86
CCEA	SR COMP PROGRAMMER ANALYST (442)	5	58.4890	10,138.09	121,657.12
CCEA	SR ENGINEERING TECHNICIAN (416)	1	33.3033	5,772.56	69,270.76
CCEA	SR ENGINEERING TECHNICIAN (416)	2	35.0047	6,067.49	72,809.88
CCEA	SR ENGINEERING TECHNICIAN (416)	3	36.7939	6,377.61	76,531.26

# Culver CITY

## Salary Schedule

### Effective Date 07/01/2022

## EXHIBIT A

**Note:** For FIRE job titles, the printed hourly rates are for 40-hour employees. To determine the hourly rates for 56-hour employees, divide the annual rate by 2912. (Titles with two codes in parentheses indicate they are 40-hour & 56-hour positions. The first code is for 40-hr, the second one for 56-hr.)

Group	Title	Step	Hourly Rate	Monthly Rate	Annual Rate
CCEA	SR ENGINEERING TECHNICIAN (416)	4	38.6742	6,703.54	80,442.44
CCEA	SR ENGINEERING TECHNICIAN (416)	5	40.6505	7,046.09	84,553.04
CCEA	SR FLEET SERVICES TECHNICIAN (321)	1	29.9937	5,198.92	62,387.00
CCEA	SR FLEET SERVICES TECHNICIAN (321)	2	31.5263	5,464.55	65,574.60
CCEA	SR FLEET SERVICES TECHNICIAN (321)	3	33.1378	5,743.88	68,926.52
CCEA	SR FLEET SERVICES TECHNICIAN (321)	4	34.8308	6,037.33	72,447.96
CCEA	SR FLEET SERVICES TECHNICIAN (321)	5	36.6115	6,345.99	76,151.92
CCEA	SR FORENSIC SPECIALIST (448)	1	40.8795	7,085.78	85,029.36
CCEA	SR FORENSIC SPECIALIST (448)	2	42.9681	7,447.81	89,373.70
CCEA	SR FORENSIC SPECIALIST (448)	3	45.1643	7,828.47	93,941.64
CCEA	SR FORENSIC SPECIALIST (448)	4	47.4717	8,228.44	98,741.24
CCEA	SR FORENSIC SPECIALIST (448)	5	49.8978	8,648.94	103,787.32
CCEA	SR IRRIGATION MAINT TECH (458)	1	28.6990	4,974.49	59,693.92
CCEA	SR IRRIGATION MAINT TECH (458)	2	30.1438	5,224.92	62,699.00
CCEA	SR IRRIGATION MAINT TECH (458)	3	31.6845	5,491.98	65,903.76
CCEA	SR IRRIGATION MAINT TECH (458)	4	33.3033	5,772.56	69,270.76
CCEA	SR IRRIGATION MAINT TECH (458)	5	35.0047	6,067.49	72,809.88
CCEA	SR JAILER (404)	1	29.5524	5,122.41	61,468.94
CCEA	SR JAILER (404)	2	31.0594	5,383.63	64,603.50
CCEA	SR JAILER (404)	3	32.6468	5,658.77	67,905.24
CCEA	SR JAILER (404)	4	34.3148	5,947.89	71,374.68
CCEA	SR JAILER (404)	5	36.0692	6,252.00	75,024.04
CCEA	SR POOL MANAGER/RPT (341)	1	28.8750	5,005.00	60,060.00
CCEA	SR POOL MANAGER/RPT (341)	2	30.3188	5,255.25	63,063.00
CCEA	SR POOL MANAGER/RPT (341)	3	31.8347	5,518.02	66,216.28
CCEA	SR PUBLIC WORKS INSPECTOR (445)	1	37.5354	6,506.13	78,073.58
CCEA	SR PUBLIC WORKS INSPECTOR (445)	2	39.4529	6,838.50	82,061.98
CCEA	SR PUBLIC WORKS INSPECTOR (445)	3	41.4701	7,188.16	86,257.86
CCEA	SR PUBLIC WORKS INSPECTOR (445)	4	43.5892	7,555.47	90,665.64
CCEA	SR PUBLIC WORKS INSPECTOR (445)	5	45.8163	7,941.48	95,297.80
CCEA	SR WELDER (340)	1	31.8060	5,513.04	66,156.48
CCEA	SR WELDER (340)	2	33.4317	5,794.84	69,538.04
CCEA	SR WELDER (340)	3	35.1397	6,090.89	73,090.68
CCEA	SR WELDER (340)	4	37.1188	6,433.92	77,207.00
CCEA	SR WELDER (340)	5	38.8229	6,729.30	80,751.58
CCEA	STAFF ASST/SOLID WASTE OPS (421)	1	36.4291	6,314.38	75,772.58
CCEA	STAFF ASST/SOLID WASTE OPS (421)	2	38.2902	6,636.98	79,643.72
CCEA	STAFF ASST/SOLID WASTE OPS (421)	3	40.2472	6,976.19	83,714.28
CCEA	STAFF ASST/SOLID WASTE OPS (421)	4	42.3041	7,332.72	87,992.58
CCEA	STAFF ASST/SOLID WASTE OPS (421)	5	44.4652	7,707.31	92,487.72

# Culver CITY

## Salary Schedule

### Effective Date 07/01/2022

## EXHIBIT A

**Note:** For FIRE job titles, the printed hourly rates are for 40-hour employees. To determine the hourly rates for 56-hour employees, divide the annual rate by 2912. (Titles with two codes in parentheses indicate they are 40-hour & 56-hour positions. The first code is for 40-hr, the second one for 56-hr.)

Group	Title	Step	Hourly Rate	Monthly Rate	Annual Rate
CCEA	STORES SPECIALIST (211)	1	23.2874	4,036.48	48,437.74
CCEA	STORES SPECIALIST (211)	2	24.4789	4,243.01	50,916.06
CCEA	STORES SPECIALIST (211)	3	25.7296	4,459.80	53,517.62
CCEA	STORES SPECIALIST (211)	4	27.0457	4,687.93	56,255.16
CCEA	STORES SPECIALIST (211)	5	28.4299	4,927.85	59,134.14
CCEA	STREET LIGHTS TECHNICIAN (331)	1	33.1378	5,743.88	68,926.52
CCEA	STREET LIGHTS TECHNICIAN (331)	2	34.8308	6,037.33	72,447.96
CCEA	STREET LIGHTS TECHNICIAN (331)	3	36.6115	6,345.99	76,151.92
CCEA	STREET LIGHTS TECHNICIAN (331)	4	38.4822	6,670.26	80,043.08
CCEA	STREET LIGHTS TECHNICIAN (331)	5	40.4478	7,010.94	84,131.32
CCEA	STREET MAINTENANCE CREW LEADER (323)	1	31.5263	5,464.55	65,574.60
CCEA	STREET MAINTENANCE CREW LEADER (323)	2	33.1378	5,743.88	68,926.52
CCEA	STREET MAINTENANCE CREW LEADER (323)	3	34.8308	6,037.33	72,447.96
CCEA	STREET MAINTENANCE CREW LEADER (323)	4	36.6115	6,345.99	76,151.92
CCEA	STREET MAINTENANCE CREW LEADER (323)	5	38.4822	6,670.26	80,043.08
CCEA	STRUCTURAL REHAB SPECIALIST (334)	1	38.0617	6,597.37	79,168.44
CCEA	STRUCTURAL REHAB SPECIALIST (334)	2	40.0071	6,934.57	83,214.82
CCEA	STRUCTURAL REHAB SPECIALIST (334)	3	42.0507	7,288.80	87,465.56
CCEA	STRUCTURAL REHAB SPECIALIST (334)	4	44.2001	7,661.36	91,936.26
CCEA	STRUCTURAL REHAB SPECIALIST (334)	5	46.4579	8,052.70	96,632.38
CCEA	SUBDRAIN CREWLEADER (324)	1	31.5263	5,464.55	65,574.60
CCEA	SUBDRAIN CREWLEADER (324)	2	33.1378	5,743.88	68,926.52
CCEA	SUBDRAIN CREWLEADER (324)	3	34.8308	6,037.33	72,447.96
CCEA	SUBDRAIN CREWLEADER (324)	4	36.6115	6,345.99	76,151.92
CCEA	SUBDRAIN CREWLEADER (324)	5	38.4822	6,670.26	80,043.08
CCEA	SUBDRAIN WORKER (302)	1	24.1154	4,180.00	50,159.98
CCEA	SUBDRAIN WORKER (302)	2	25.3490	4,393.83	52,725.92
CCEA	SUBDRAIN WORKER (302)	3	26.6447	4,618.42	55,421.08
CCEA	SUBDRAIN WORKER (302)	4	28.0092	4,854.94	58,259.24
CCEA	SUBDRAIN WORKER (302)	5	29.4084	5,097.45	61,169.42
CCEA	TELECOMMUNICATIONS ANALYST (430)	1	42.5417	7,373.90	88,486.84
CCEA	TELECOMMUNICATIONS ANALYST (430)	2	44.7156	7,750.71	93,008.50
CCEA	TELECOMMUNICATIONS ANALYST (430)	3	47.0005	8,146.75	97,761.04
CCEA	TELECOMMUNICATIONS ANALYST (430)	4	49.4028	8,563.14	102,757.72
CCEA	TELECOMMUNICATIONS ANALYST (430)	5	51.9264	9,000.57	108,006.86
CCEA	TRAFFIC PAINTER (308)	1	26.2490	4,549.83	54,597.92
CCEA	TRAFFIC PAINTER (308)	2	27.5927	4,782.74	57,392.92
CCEA	TRAFFIC PAINTER (308)	3	28.9798	5,023.16	60,277.88
CCEA	TRAFFIC PAINTER (308)	4	30.4463	5,277.35	63,328.20
CCEA	TRAFFIC PAINTER (308)	5	32.0027	5,547.14	66,565.72
CCEA	TRAFFIC PAINTING CREWLEADER (325)	1	32.0027	5,547.14	66,565.72

# Culver CITY

## Salary Schedule

### Effective Date 07/01/2022

## EXHIBIT A

**Note:** For FIRE job titles, the printed hourly rates are for 40-hour employees. To determine the hourly rates for 56-hour employees, divide the annual rate by 2912. (Titles with two codes in parentheses indicate they are 40-hour & 56-hour positions. The first code is for 40-hr, the second one for 56-hr.)

Group	Title	Step	Hourly Rate	Monthly Rate	Annual Rate
CCEA	TRAFFIC PAINTING CREWLEADER (325)	2	33.6369	5,830.39	69,964.70
CCEA	TRAFFIC PAINTING CREWLEADER (325)	3	35.3564	6,128.44	73,541.26
CCEA	TRAFFIC PAINTING CREWLEADER (325)	4	37.1635	6,441.67	77,300.08
CCEA	TRAFFIC PAINTING CREWLEADER (325)	5	39.0619	6,770.73	81,248.70
CCEA	TRAFFIC SIGNAL TECHNICIAN (336)	1	39.0619	6,770.73	81,248.70
CCEA	TRAFFIC SIGNAL TECHNICIAN (336)	2	41.0585	7,116.81	85,401.68
CCEA	TRAFFIC SIGNAL TECHNICIAN (336)	3	43.1562	7,480.42	89,765.00
CCEA	TRAFFIC SIGNAL TECHNICIAN (336)	4	45.3616	7,862.68	94,352.18
CCEA	TRAFFIC SIGNAL TECHNICIAN (336)	5	47.6798	8,264.49	99,173.88
CCEA	TRAINING & SAFETY INSTRUCTOR (414)	1	35.7103	6,189.78	74,277.32
CCEA	TRAINING & SAFETY INSTRUCTOR (414)	2	37.5354	6,506.13	78,073.58
CCEA	TRAINING & SAFETY INSTRUCTOR (414)	3	39.4529	6,838.50	82,061.98
CCEA	TRAINING & SAFETY INSTRUCTOR (414)	4	41.4701	7,188.16	86,257.86
CCEA	TRAINING & SAFETY INSTRUCTOR (414)	5	43.5892	7,555.47	90,665.64
CCEA	TRANSIT OPERATIONS SUPERVISOR (407)	1	35.6728	6,183.28	74,199.32
CCEA	TRANSIT OPERATIONS SUPERVISOR (407)	2	37.4958	6,499.26	77,991.16
CCEA	TRANSIT OPERATIONS SUPERVISOR (407)	3	39.4122	6,831.46	81,977.48
CCEA	TRANSIT OPERATIONS SUPERVISOR (407)	4	41.4255	7,180.42	86,165.04
CCEA	TRANSIT OPERATIONS SUPERVISOR (407)	5	43.5436	7,547.56	90,570.74
CCEA	URBAN FORESTER (316)	1	30.1441	5,224.98	62,699.78
CCEA	URBAN FORESTER (316)	2	31.6850	5,492.07	65,904.80
CCEA	URBAN FORESTER (316)	3	33.3029	5,772.50	69,269.98
CCEA	URBAN FORESTER (316)	4	35.0049	6,067.51	72,810.14
CCEA	URBAN FORESTER (316)	5	36.7941	6,377.65	76,531.78
CCEA	VAN DRIVER (300)	1	21.2882	3,689.96	44,279.56
CCEA	VAN DRIVER (300)	2	22.2661	3,859.46	46,313.54
CCEA	VAN DRIVER (300)	3	23.4050	4,056.87	48,682.40
CCEA	VAN DRIVER (300)	4	24.6012	4,264.22	51,170.60
CCEA	VAN DRIVER (300)	5	25.8588	4,482.18	53,786.20
CCEA	WAREHOUSE SUPERVISOR (401)	1	29.1879	5,059.23	60,710.78
CCEA	WAREHOUSE SUPERVISOR (401)	2	30.6816	5,318.15	63,817.78
CCEA	WAREHOUSE SUPERVISOR (401)	3	32.2120	5,583.41	67,000.96
CCEA	WAREHOUSE SUPERVISOR (401)	4	33.8548	5,868.16	70,417.88
CCEA	WAREHOUSE SUPERVISOR (401)	5	35.5851	6,168.09	74,017.06
CCEA	WEBMASTER (441)	1	47.2058	8,182.33	98,187.96
CCEA	WEBMASTER (441)	2	49.6190	8,600.63	103,207.52
CCEA	WEBMASTER (441)	3	52.1544	9,040.09	108,481.10
CCEA	WEBMASTER (441)	4	54.8195	9,502.05	114,024.56
CCEA	WEBMASTER (441)	5	57.6203	9,987.51	119,850.12
CCEA	WELDER (320)	1	30.2915	5,250.53	63,006.32
CCEA	WELDER (320)	2	31.8398	5,518.89	66,226.68

**Culver CITY**  
**Salary Schedule**  
**Effective Date 07/01/2022**

**EXHIBIT A**

**Note:** For FIRE job titles, the printed hourly rates are for 40-hour employees. To determine the hourly rates for 56-hour employees, divide the annual rate by 2912. (Titles with two codes in parentheses indicate they are 40-hour & 56-hour positions. The first code is for 40-hr, the second one for 56-hr.)

Group	Title	Step	Hourly Rate	Monthly Rate	Annual Rate
CCEA	WELDER (320)	3	33.4663	5,800.82	69,609.80
CCEA	WELDER (320)	4	35.3512	6,127.55	73,530.60
CCEA	WELDER (320)	5	36.9743	6,408.87	76,906.44
CCEA	WELDER-REG PT (320R)	1	30.2915	5,250.53	63,006.32
CCEA	WELDER-REG PT (320R)	2	31.8398	5,518.89	66,226.68
CCEA	WELDER-REG PT (320R)	3	33.4663	5,800.82	69,609.80



# Culver CITY

## Salary Schedule

### Effective Date 07/01/2022

## EXHIBIT A

**Note:** For FIRE job titles, the printed hourly rates are for 40-hour employees. To determine the hourly rates for 56-hour employees, divide the annual rate by 2912. (Titles with two codes in parentheses indicate they are 40-hour & 56-hour positions. The first code is for 40-hr, the second one for 56-hr.)

Group	Title	Step	Hourly Rate	Monthly Rate	Annual Rate
CCMG	ACCOUNTG & INVESTMENTS MANAGER (837)	1	56.7940	9,844.29	118,131.52
CCMG	ACCOUNTG & INVESTMENTS MANAGER (837)	2	59.6967	10,347.44	124,169.24
CCMG	ACCOUNTG & INVESTMENTS MANAGER (837)	3	62.7461	10,876.00	130,511.94
CCMG	ACCOUNTG & INVESTMENTS MANAGER (837)	4	65.9531	11,431.88	137,182.50
CCMG	ACCOUNTG & INVESTMENTS MANAGER (837)	5	69.3229	12,015.97	144,191.58
CCMG	ACCOUNTING OPERATIONS MANAGER (803)	1	51.6308	8,949.33	107,391.96
CCMG	ACCOUNTING OPERATIONS MANAGER (803)	2	54.2697	9,406.76	112,881.08
CCMG	ACCOUNTING OPERATIONS MANAGER (803)	3	57.0420	9,887.28	118,647.36
CCMG	ACCOUNTING OPERATIONS MANAGER (803)	4	59.9573	10,392.59	124,711.08
CCMG	ACCOUNTING OPERATIONS MANAGER (803)	5	63.0209	10,923.62	131,083.42
CCMG	ADVANCE PLANNING MANAGER (826)	1	66.9044	11,596.76	139,161.10
CCMG	ADVANCE PLANNING MANAGER (826)	2	70.3242	12,189.54	146,274.44
CCMG	ADVANCE PLANNING MANAGER (826)	3	73.9177	12,812.41	153,748.92
CCMG	ADVANCE PLANNING MANAGER (826)	4	77.6949	13,467.11	161,605.34
CCMG	ADVANCE PLANNING MANAGER (826)	5	81.6642	14,155.14	169,861.64
CCMG	ASSISTANT CITY ATTORNEY (818)	1	85.6392	14,844.14	178,129.64
CCMG	ASSISTANT CITY ATTORNEY (818)	2	90.0170	15,602.95	187,235.36
CCMG	ASSISTANT CITY ATTORNEY (818)	3	94.6160	16,400.11	196,801.28
CCMG	ASSISTANT CITY ATTORNEY (818)	4	99.4500	17,238.00	206,856.00
CCMG	ASSISTANT CITY ATTORNEY (818)	5	104.5310	18,118.71	217,424.48
CCMG	ASST CHIEF FINANCIAL OFFICER (824)	1	70.3242	12,189.54	146,274.44
CCMG	ASST CHIEF FINANCIAL OFFICER (824)	2	73.9177	12,812.41	153,748.92
CCMG	ASST CHIEF FINANCIAL OFFICER (824)	3	77.6949	13,467.11	161,605.34
CCMG	ASST CHIEF FINANCIAL OFFICER (824)	4	81.6642	14,155.14	169,861.64
CCMG	ASST CHIEF FINANCIAL OFFICER (824)	5	85.8376	14,878.52	178,542.26
CCMG	ASST CHIEF TRANSPRTN OFFICER (821)	1	64.9326	11,254.99	135,059.86
CCMG	ASST CHIEF TRANSPRTN OFFICER (821)	2	68.2507	11,830.13	141,961.56
CCMG	ASST CHIEF TRANSPRTN OFFICER (821)	3	71.7378	12,434.54	149,214.52
CCMG	ASST CHIEF TRANSPRTN OFFICER (821)	4	75.4034	13,069.92	156,839.02
CCMG	ASST CHIEF TRANSPRTN OFFICER (821)	5	79.2564	13,737.77	164,853.26
CCMG	ASST ENVRN PROGAMS/OPS MGR (832)	1	53.7299	9,313.18	111,758.14
CCMG	ASST ENVRN PROGAMS/OPS MGR (832)	2	56.4765	9,789.26	117,471.12
CCMG	ASST ENVRN PROGAMS/OPS MGR (832)	3	59.3625	10,289.50	123,474.00
CCMG	ASST ENVRN PROGAMS/OPS MGR (832)	4	62.3955	10,815.22	129,782.64
CCMG	ASST ENVRN PROGAMS/OPS MGR (832)	5	65.5828	11,367.68	136,412.12
CCMG	ASST MAINT OPERATIONS MANAGER (823)	1	47.6727	8,263.28	99,159.32
CCMG	ASST MAINT OPERATIONS MANAGER (823)	2	50.1084	8,685.45	104,225.42
CCMG	ASST MAINT OPERATIONS MANAGER (823)	3	52.6687	9,129.25	109,551.00
CCMG	ASST MAINT OPERATIONS MANAGER (823)	4	55.3603	9,595.78	115,149.32

**Culver CITY**  
**Salary Schedule**  
**Effective Date 07/01/2022**

**EXHIBIT A**

**Note:** For FIRE job titles, the printed hourly rates are for 40-hour employees. To determine the hourly rates for 56-hour employees, divide the annual rate by 2912. (Titles with two codes in parentheses indicate they are 40-hour & 56-hour positions. The first code is for 40-hr, the second one for 56-hr.)

Group	Title	Step	Hourly Rate	Monthly Rate	Annual Rate
CCMG	ASST MAINT OPERATIONS MANAGER (823)	5	58.1901	10,086.29	121,035.46
CCMG	BUDGET & FINANCIAL OPS MANAGER (804)	1	56.7940	9,844.29	118,131.52
CCMG	BUDGET & FINANCIAL OPS MANAGER (804)	2	59.6967	10,347.44	124,169.24
CCMG	BUDGET & FINANCIAL OPS MANAGER (804)	3	62.7461	10,876.00	130,511.94
CCMG	BUDGET & FINANCIAL OPS MANAGER (804)	4	65.9531	11,431.88	137,182.50
CCMG	BUDGET & FINANCIAL OPS MANAGER (804)	5	69.3229	12,015.97	144,191.58
CCMG	BUDGET MANAGEMENT ANALYST (709)	1	43.3655	7,516.69	90,200.24
CCMG	BUDGET MANAGEMENT ANALYST (709)	2	45.5821	7,900.90	94,810.82
CCMG	BUDGET MANAGEMENT ANALYST (709)	3	47.9113	8,304.62	99,655.40
CCMG	BUDGET MANAGEMENT ANALYST (709)	4	50.3593	8,728.94	104,747.24
CCMG	BUDGET MANAGEMENT ANALYST (709)	5	52.9320	9,174.88	110,098.56
CCMG	BUILDING MAINTENANCE SUPV (706)	1	40.6459	7,045.29	84,543.42
CCMG	BUILDING MAINTENANCE SUPV (706)	2	42.7230	7,405.32	88,863.84
CCMG	BUILDING MAINTENANCE SUPV (706)	3	44.9065	7,783.79	93,405.52
CCMG	BUILDING MAINTENANCE SUPV (706)	4	47.2014	8,181.57	98,178.86
CCMG	BUILDING MAINTENANCE SUPV (706)	5	49.6125	8,599.50	103,194.00
CCMG	BUILDING OFFICIAL (817)	1	68.9349	11,948.71	143,384.54
CCMG	BUILDING OFFICIAL (817)	2	72.4576	12,559.32	150,711.86
CCMG	BUILDING OFFICIAL (817)	3	76.1601	13,201.09	158,413.06
CCMG	BUILDING OFFICIAL (817)	4	80.0497	13,875.29	166,503.48
CCMG	BUILDING OFFICIAL (817)	5	84.1426	14,584.72	175,016.66
CCMG	CITY CLERK (828)	1	70.3242	12,189.54	146,274.44
CCMG	CITY CLERK (828)	2	73.9177	12,812.41	153,748.92
CCMG	CITY CLERK (828)	3	77.6949	13,467.11	161,605.34
CCMG	CITY CLERK (828)	4	81.6642	14,155.14	169,861.64
CCMG	CITY CLERK (828)	5	85.8376	14,878.52	178,542.26
CCMG	CLAIMS & SAFETY COORDINATOR (711)	1	44.0192	7,630.00	91,560.04
CCMG	CLAIMS & SAFETY COORDINATOR (711)	2	46.2688	8,019.92	96,239.00
CCMG	CLAIMS & SAFETY COORDINATOR (711)	3	48.6334	8,429.79	101,157.42
CCMG	CLAIMS & SAFETY COORDINATOR (711)	4	51.1179	8,860.43	106,325.18
CCMG	CLAIMS & SAFETY COORDINATOR (711)	5	53.7299	9,313.18	111,758.14
CCMG	COMMUNICATION SUPERVISOR (830)	1	44.0610	7,637.24	91,646.88
CCMG	COMMUNICATION SUPERVISOR (830)	2	46.3137	8,027.72	96,332.60
CCMG	COMMUNICATION SUPERVISOR (830)	3	48.6800	8,437.87	101,254.40
CCMG	COMMUNICATION SUPERVISOR (830)	4	51.1664	8,868.84	106,426.06
CCMG	COMMUNICATION SUPERVISOR (830)	5	53.7819	9,322.19	111,866.30
CCMG	CULTURAL AFFAIRS MANAGER (724)	1	56.7940	9,844.29	118,131.52
CCMG	CULTURAL AFFAIRS MANAGER (724)	2	59.6967	10,347.44	124,169.24
CCMG	CULTURAL AFFAIRS MANAGER (724)	3	62.7461	10,876.00	130,511.94
CCMG	CULTURAL AFFAIRS MANAGER (724)	4	65.9531	11,431.88	137,182.50
CCMG	CULTURAL AFFAIRS MANAGER (724)	5	69.3229	12,015.97	144,191.58

# Culver CITY

## Salary Schedule

### Effective Date 07/01/2022

## EXHIBIT A

**Note:** For FIRE job titles, the printed hourly rates are for 40-hour employees. To determine the hourly rates for 56-hour employees, divide the annual rate by 2912. (Titles with two codes in parentheses indicate they are 40-hour & 56-hour positions. The first code is for 40-hr, the second one for 56-hr.)

Group	Title	Step	Hourly Rate	Monthly Rate	Annual Rate
CCMG	CURRENT PLANNING MANAGER (831)	1	66.9044	11,596.76	139,161.10
CCMG	CURRENT PLANNING MANAGER (831)	2	70.3242	12,189.54	146,274.44
CCMG	CURRENT PLANNING MANAGER (831)	3	73.9177	12,812.41	153,748.92
CCMG	CURRENT PLANNING MANAGER (831)	4	77.6949	13,467.11	161,605.34
CCMG	CURRENT PLANNING MANAGER (831)	5	81.6642	14,155.14	169,861.64
CCMG	DEP CMTY DEV DIR/ECON DEV MGR (819)	1	70.3242	12,189.54	146,274.44
CCMG	DEP CMTY DEV DIR/ECON DEV MGR (819)	2	73.9177	12,812.41	153,748.92
CCMG	DEP CMTY DEV DIR/ECON DEV MGR (819)	3	77.6949	13,467.11	161,605.34
CCMG	DEP CMTY DEV DIR/ECON DEV MGR (819)	4	81.6642	14,155.14	169,861.64
CCMG	DEP CMTY DEV DIR/ECON DEV MGR (819)	5	85.8376	14,878.52	178,542.26
CCMG	DEP CMTY DEV DIR/PLANNING MGR (816)	1	66.9044	11,596.76	139,161.10
CCMG	DEP CMTY DEV DIR/PLANNING MGR (816)	2	70.3242	12,189.54	146,274.44
CCMG	DEP CMTY DEV DIR/PLANNING MGR (816)	3	73.9177	12,812.41	153,748.92
CCMG	DEP CMTY DEV DIR/PLANNING MGR (816)	4	77.6949	13,467.11	161,605.34
CCMG	DEP CMTY DEV DIR/PLANNING MGR (816)	5	81.6642	14,155.14	169,861.64
CCMG	DEPUTY BUILDING OFFICIAL (835)	1	56.7940	9,844.29	118,131.52
CCMG	DEPUTY BUILDING OFFICIAL (835)	2	59.6967	10,347.44	124,169.24
CCMG	DEPUTY BUILDING OFFICIAL (835)	3	62.7461	10,876.00	130,511.94
CCMG	DEPUTY BUILDING OFFICIAL (835)	4	65.9531	11,431.88	137,182.50
CCMG	DEPUTY BUILDING OFFICIAL (835)	5	69.3229	12,015.97	144,191.58
CCMG	DEPUTY CITY ATTORNEY I (720)	1	60.2573	10,444.59	125,335.08
CCMG	DEPUTY CITY ATTORNEY I (720)	2	63.3366	10,978.35	131,740.18
CCMG	DEPUTY CITY ATTORNEY I (720)	3	66.5717	11,539.10	138,469.24
CCMG	DEPUTY CITY ATTORNEY I (720)	4	69.9729	12,128.63	145,543.58
CCMG	DEPUTY CITY ATTORNEY I (720)	5	73.5505	12,748.75	152,985.04
CCMG	DEPUTY CITY ATTORNEY II (721)	1	64.9326	11,254.99	135,059.86
CCMG	DEPUTY CITY ATTORNEY II (721)	2	68.2507	11,830.13	141,961.56
CCMG	DEPUTY CITY ATTORNEY II (721)	3	71.7378	12,434.54	149,214.52
CCMG	DEPUTY CITY ATTORNEY II (721)	4	75.4034	13,069.92	156,839.02
CCMG	DEPUTY CITY ATTORNEY II (721)	5	79.2564	13,737.77	164,853.26
CCMG	DEPUTY CITY ATTORNEY III (725)	1	73.3740	12,718.16	152,617.92
CCMG	DEPUTY CITY ATTORNEY III (725)	2	77.1234	13,368.05	160,416.62
CCMG	DEPUTY CITY ATTORNEY III (725)	3	81.0637	14,051.05	168,612.60
CCMG	DEPUTY CITY ATTORNEY III (725)	4	85.2059	14,769.02	177,228.22
CCMG	DEPUTY CITY ATTORNEY III (725)	5	89.5598	15,523.69	186,284.28
CCMG	DEPUTY CITY CLERK (841)	1	52.0554	9,022.93	108,275.18
CCMG	DEPUTY CITY CLERK (841)	2	54.7157	9,484.06	113,808.76
CCMG	DEPUTY CITY CLERK (841)	3	57.5112	9,968.62	119,623.40
CCMG	DEPUTY CITY CLERK (841)	4	60.4500	10,478.00	125,736.00
CCMG	DEPUTY CITY CLERK (841)	5	63.5383	11,013.30	132,159.56

# Culver CITY

## Salary Schedule

### Effective Date 07/01/2022

## EXHIBIT A

**Note:** For FIRE job titles, the printed hourly rates are for 40-hour employees. To determine the hourly rates for 56-hour employees, divide the annual rate by 2912. (Titles with two codes in parentheses indicate they are 40-hour & 56-hour positions. The first code is for 40-hr, the second one for 56-hr.)

Group	Title	Step	Hourly Rate	Monthly Rate	Annual Rate
CCMG	ECON DEV PROJECT MANAGER (718)	1	53.7299	9,313.18	111,758.14
CCMG	ECON DEV PROJECT MANAGER (718)	2	56.4765	9,789.26	117,471.12
CCMG	ECON DEV PROJECT MANAGER (718)	3	59.3625	10,289.50	123,474.00
CCMG	ECON DEV PROJECT MANAGER (718)	4	62.3955	10,815.22	129,782.64
CCMG	ECON DEV PROJECT MANAGER (718)	5	65.5828	11,367.68	136,412.12
CCMG	ECONOMIC DEV MANAGER (806)	1	53.7299	9,313.18	111,758.14
CCMG	ECONOMIC DEV MANAGER (806)	2	56.4765	9,789.26	117,471.12
CCMG	ECONOMIC DEV MANAGER (806)	3	59.3625	10,289.50	123,474.00
CCMG	ECONOMIC DEV MANAGER (806)	4	62.3955	10,815.22	129,782.64
CCMG	ECONOMIC DEV MANAGER (806)	5	65.5828	11,367.68	136,412.12
CCMG	EMERGENCY PREPAREDNESS COORD (712)	1	45.8046	7,939.47	95,273.62
CCMG	EMERGENCY PREPAREDNESS COORD (712)	2	48.1455	8,345.22	100,142.64
CCMG	EMERGENCY PREPAREDNESS COORD (712)	3	50.6048	8,771.49	105,257.88
CCMG	EMERGENCY PREPAREDNESS COORD (712)	4	53.1915	9,219.86	110,638.32
CCMG	EMERGENCY PREPAREDNESS COORD (712)	5	55.9094	9,690.96	116,291.50
CCMG	ENFORCMENT SERVICES MANAGER (800)	1	53.7299	9,313.18	111,758.14
CCMG	ENFORCMENT SERVICES MANAGER (800)	2	56.4765	9,789.26	117,471.12
CCMG	ENFORCMENT SERVICES MANAGER (800)	3	59.3625	10,289.50	123,474.00
CCMG	ENFORCMENT SERVICES MANAGER (800)	4	62.3955	10,815.22	129,782.64
CCMG	ENFORCMENT SERVICES MANAGER (800)	5	65.5828	11,367.68	136,412.12
CCMG	ENGINEERING SERVICES MANAGER (814)	1	64.6085	11,198.81	134,385.68
CCMG	ENGINEERING SERVICES MANAGER (814)	2	67.9105	11,771.15	141,253.84
CCMG	ENGINEERING SERVICES MANAGER (814)	3	71.3804	12,372.60	148,471.18
CCMG	ENGINEERING SERVICES MANAGER (814)	4	75.0291	13,005.05	156,060.58
CCMG	ENGINEERING SERVICES MANAGER (814)	5	78.8613	13,669.28	164,031.40
CCMG	ENVIRONMENTAL COORDINATOR (722)	1	44.9065	7,783.79	93,405.52
CCMG	ENVIRONMENTAL COORDINATOR (722)	2	47.2014	8,181.57	98,178.86
CCMG	ENVIRONMENTAL COORDINATOR (722)	3	49.6125	8,599.50	103,194.00
CCMG	ENVIRONMENTAL COORDINATOR (722)	4	52.1487	9,039.12	108,469.40
CCMG	ENVIRONMENTAL COORDINATOR (722)	5	54.8132	9,500.96	114,011.56
CCMG	ENVIRONMENTAL PROGS/OPS MANAGE (815)	1	64.6085	11,198.81	134,385.68
CCMG	ENVIRONMENTAL PROGS/OPS MANAGE (815)	2	67.9105	11,771.15	141,253.84
CCMG	ENVIRONMENTAL PROGS/OPS MANAGE (815)	3	71.3804	12,372.60	148,471.18
CCMG	ENVIRONMENTAL PROGS/OPS MANAGE (815)	4	75.0291	13,005.05	156,060.58
CCMG	ENVIRONMENTAL PROGS/OPS MANAGE (815)	5	78.8613	13,669.28	164,031.40
CCMG	FACILITY MAINT SUPERVISOR (730)	1	47.6727	8,263.28	99,159.32
CCMG	FACILITY MAINT SUPERVISOR (730)	2	50.1084	8,685.45	104,225.42
CCMG	FACILITY MAINT SUPERVISOR (730)	3	52.6687	9,129.25	109,551.00
CCMG	FACILITY MAINT SUPERVISOR (730)	4	55.3603	9,595.78	115,149.32

# Culver CITY

## Salary Schedule

### Effective Date 07/01/2022

## EXHIBIT A

**Note:** For FIRE job titles, the printed hourly rates are for 40-hour employees. To determine the hourly rates for 56-hour employees, divide the annual rate by 2912. (Titles with two codes in parentheses indicate they are 40-hour & 56-hour positions. The first code is for 40-hr, the second one for 56-hr.)

Group	Title	Step	Hourly Rate	Monthly Rate	Annual Rate
CCMG	FACILITY MAINT SUPERVISOR (730)	5	58.1901	10,086.29	121,035.46
CCMG	FINANCE MANAGER (838)	1	66.9044	11,596.76	139,161.10
CCMG	FINANCE MANAGER (838)	2	70.3242	12,189.54	146,274.44
CCMG	FINANCE MANAGER (838)	3	73.9177	12,812.41	153,748.92
CCMG	FINANCE MANAGER (838)	4	77.6949	13,467.11	161,605.34
CCMG	FINANCE MANAGER (838)	5	81.6642	14,155.14	169,861.64
CCMG	FINANCIAL SYSTM/PURCHASING MGR (836)	1	56.7940	9,844.29	118,131.52
CCMG	FINANCIAL SYSTM/PURCHASING MGR (836)	2	59.6967	10,347.44	124,169.24
CCMG	FINANCIAL SYSTM/PURCHASING MGR (836)	3	62.7461	10,876.00	130,511.94
CCMG	FINANCIAL SYSTM/PURCHASING MGR (836)	4	65.9531	11,431.88	137,182.50
CCMG	FINANCIAL SYSTM/PURCHASING MGR (836)	5	69.3229	12,015.97	144,191.58
CCMG	FLEET SERVICES MANAGER (811)	1	58.1901	10,086.29	121,035.46
CCMG	FLEET SERVICES MANAGER (811)	2	61.1629	10,601.57	127,218.78
CCMG	FLEET SERVICES MANAGER (811)	3	64.2876	11,143.19	133,718.26
CCMG	FLEET SERVICES MANAGER (811)	4	67.5728	11,712.61	140,551.32
CCMG	FLEET SERVICES MANAGER (811)	5	71.0268	12,311.30	147,735.64
CCMG	FORENSIC SUPERVISOR (736)	1	50.5534	8,762.59	105,151.02
CCMG	FORENSIC SUPERVISOR (736)	2	53.0856	9,201.51	110,418.10
CCMG	FORENSIC SUPERVISOR (736)	3	55.7446	9,662.40	115,948.82
CCMG	FORENSIC SUPERVISOR (736)	4	58.5368	10,146.37	121,756.44
CCMG	FORENSIC SUPERVISOR (736)	5	61.4689	10,654.61	127,855.26
CCMG	HOUSING & RENT STABILIZATION M (809)	1	66.9044	11,596.76	139,161.10
CCMG	HOUSING & RENT STABILIZATION M (809)	2	70.3242	12,189.54	146,274.44
CCMG	HOUSING & RENT STABILIZATION M (809)	3	73.9177	12,812.41	153,748.92
CCMG	HOUSING & RENT STABILIZATION M (809)	4	77.6949	13,467.11	161,605.34
CCMG	HOUSING & RENT STABILIZATION M (809)	5	81.6642	14,155.14	169,861.64
CCMG	HOUSING PROGRAMS SUPERVISOR (827)	1	43.3299	7,510.51	90,126.14
CCMG	HOUSING PROGRAMS SUPERVISOR (827)	2	45.4962	7,886.02	94,632.20
CCMG	HOUSING PROGRAMS SUPERVISOR (827)	3	47.7712	8,280.35	99,364.20
CCMG	HOUSING PROGRAMS SUPERVISOR (827)	4	50.1598	8,694.36	104,332.28
CCMG	HOUSING PROGRAMS SUPERVISOR (827)	5	52.6678	9,129.08	109,548.92
CCMG	HUMAN RESOURCES ANALYST (702)	1	40.0426	6,940.72	83,288.66
CCMG	HUMAN RESOURCES ANALYST (702)	2	42.0890	7,295.43	87,545.12
CCMG	HUMAN RESOURCES ANALYST (702)	3	44.2394	7,668.16	92,017.90
CCMG	HUMAN RESOURCES ANALYST (702)	4	46.5000	8,060.00	96,720.00
CCMG	HUMAN RESOURCES ANALYST (702)	5	48.8756	8,471.78	101,661.30
CCMG	HUMAN RESOURCES ANALYST Y-RATE (796)	1	64.9326	11,254.99	135,059.86
CCMG	HUMAN RESOURCES EQUITY MGR (833)	1	66.9044	11,596.76	139,161.10
CCMG	HUMAN RESOURCES EQUITY MGR (833)	2	70.3242	12,189.54	146,274.44
CCMG	HUMAN RESOURCES EQUITY MGR (833)	3	73.9177	12,812.41	153,748.92

# Culver CITY

## Salary Schedule

### Effective Date 07/01/2022

## EXHIBIT A

**Note:** For FIRE job titles, the printed hourly rates are for 40-hour employees. To determine the hourly rates for 56-hour employees, divide the annual rate by 2912. (Titles with two codes in parentheses indicate they are 40-hour & 56-hour positions. The first code is for 40-hr, the second one for 56-hr.)

Group	Title	Step	Hourly Rate	Monthly Rate	Annual Rate
CCMG	HUMAN RESOURCES EQUITY MGR (833)	4	77.6949	13,467.11	161,605.34
CCMG	HUMAN RESOURCES EQUITY MGR (833)	5	81.6642	14,155.14	169,861.64
CCMG	LEGAL OPERATIONS MANAGER (715)	1	47.6727	8,263.28	99,159.32
CCMG	LEGAL OPERATIONS MANAGER (715)	2	50.1084	8,685.45	104,225.42
CCMG	LEGAL OPERATIONS MANAGER (715)	3	52.6687	9,129.25	109,551.00
CCMG	LEGAL OPERATIONS MANAGER (715)	4	55.3603	9,595.78	115,149.32
CCMG	LEGAL OPERATIONS MANAGER (715)	5	58.1901	10,086.29	121,035.46
CCMG	MAINTENANCE OPERATIONS MGR (813)	1	58.7726	10,187.26	122,247.06
CCMG	MAINTENANCE OPERATIONS MGR (813)	2	61.7760	10,707.84	128,494.08
CCMG	MAINTENANCE OPERATIONS MGR (813)	3	64.9326	11,254.99	135,059.86
CCMG	MAINTENANCE OPERATIONS MGR (813)	4	68.2507	11,830.13	141,961.56
CCMG	MAINTENANCE OPERATIONS MGR (813)	5	71.7378	12,434.54	149,214.52
CCMG	MANAGEMENT ANALYST (703)	1	40.0426	6,940.72	83,288.66
CCMG	MANAGEMENT ANALYST (703)	2	42.0890	7,295.43	87,545.12
CCMG	MANAGEMENT ANALYST (703)	3	44.2394	7,668.16	92,017.90
CCMG	MANAGEMENT ANALYST (703)	4	46.5000	8,060.00	96,720.00
CCMG	MANAGEMENT ANALYST (703)	5	48.8756	8,471.78	101,661.30
CCMG	MOBILITY & TRAFFIC ENGNRG MGR (801)	1	70.3242	12,189.54	146,274.44
CCMG	MOBILITY & TRAFFIC ENGNRG MGR (801)	2	73.9177	12,812.41	153,748.92
CCMG	MOBILITY & TRAFFIC ENGNRG MGR (801)	3	77.6949	13,467.11	161,605.34
CCMG	MOBILITY & TRAFFIC ENGNRG MGR (801)	4	81.6642	14,155.14	169,861.64
CCMG	MOBILITY & TRAFFIC ENGNRG MGR (801)	5	85.8376	14,878.52	178,542.26
CCMG	PARK MAINTENANCE SUPERVISOR (700)	1	39.0561	6,769.73	81,236.74
CCMG	PARK MAINTENANCE SUPERVISOR (700)	2	41.0523	7,115.72	85,388.68
CCMG	PARK MAINTENANCE SUPERVISOR (700)	3	43.1502	7,479.38	89,752.52
CCMG	PARK MAINTENANCE SUPERVISOR (700)	4	45.3545	7,861.45	94,337.36
CCMG	PARK MAINTENANCE SUPERVISOR (700)	5	47.6727	8,263.28	99,159.32
CCMG	PARKS MANAGER (802)	1	52.6138	9,119.72	109,436.60
CCMG	PARKS MANAGER (802)	2	55.3022	9,585.72	115,028.68
CCMG	PARKS MANAGER (802)	3	58.1281	10,075.54	120,906.50
CCMG	PARKS MANAGER (802)	4	61.0995	10,590.58	127,086.96
CCMG	PARKS MANAGER (802)	5	64.2210	11,131.64	133,579.68
CCMG	PAYROLL ANALYST (726)	1	40.0426	6,940.72	83,288.66
CCMG	PAYROLL ANALYST (726)	2	42.0890	7,295.43	87,545.12
CCMG	PAYROLL ANALYST (726)	3	44.2394	7,668.16	92,017.90
CCMG	PAYROLL ANALYST (726)	4	46.5000	8,060.00	96,720.00
CCMG	PAYROLL ANALYST (726)	5	48.8756	8,471.78	101,661.30
CCMG	PAYROLL SUPERVISOR (732)	1	47.6727	8,263.28	99,159.32
CCMG	PAYROLL SUPERVISOR (732)	2	50.1084	8,685.45	104,225.42
CCMG	PAYROLL SUPERVISOR (732)	3	52.6687	9,129.25	109,551.00
CCMG	PAYROLL SUPERVISOR (732)	4	55.3603	9,595.78	115,149.32

# Culver CITY

## Salary Schedule

### Effective Date 07/01/2022

## EXHIBIT A

**Note:** For FIRE job titles, the printed hourly rates are for 40-hour employees. To determine the hourly rates for 56-hour employees, divide the annual rate by 2912. (Titles with two codes in parentheses indicate they are 40-hour & 56-hour positions. The first code is for 40-hr, the second one for 56-hr.)

Group	Title	Step	Hourly Rate	Monthly Rate	Annual Rate
CCMG	PAYROLL SUPERVISOR (732)	5	58.1901	10,086.29	121,035.46
CCMG	PROCURE & FINANCIAL SVCS MGR (820)	1	51.6308	8,949.33	107,391.96
CCMG	PROCURE & FINANCIAL SVCS MGR (820)	2	54.2697	9,406.76	112,881.08
CCMG	PROCURE & FINANCIAL SVCS MGR (820)	3	57.0420	9,887.28	118,647.36
CCMG	PROCURE & FINANCIAL SVCS MGR (820)	4	59.9573	10,392.59	124,711.08
CCMG	PROCURE & FINANCIAL SVCS MGR (820)	5	63.0209	10,923.62	131,083.42
CCMG	PURCHASING SUPERVISOR (735)	1	47.6727	8,263.28	99,159.32
CCMG	PURCHASING SUPERVISOR (735)	2	50.1084	8,685.45	104,225.42
CCMG	PURCHASING SUPERVISOR (735)	3	52.6687	9,129.25	109,551.00
CCMG	PURCHASING SUPERVISOR (735)	4	55.3603	9,595.78	115,149.32
CCMG	PURCHASING SUPERVISOR (735)	5	58.1901	10,086.29	121,035.46
CCMG	REC & COMM SVCS MGR (834)	1	57.9024	10,036.41	120,436.94
CCMG	REC & COMM SVCS MGR (834)	2	60.8606	10,549.18	126,590.10
CCMG	REC & COMM SVCS MGR (834)	3	63.9707	11,088.26	133,059.16
CCMG	REC & COMM SVCS MGR (834)	4	67.2398	11,654.89	139,858.68
CCMG	REC & COMM SVCS MGR (834)	5	70.6755	12,250.42	147,005.04
CCMG	REC & COMM SVCS SUPERVISOR (729)	1	39.2518	6,803.64	81,643.64
CCMG	REC & COMM SVCS SUPERVISOR (729)	2	41.2567	7,151.17	85,814.04
CCMG	REC & COMM SVCS SUPERVISOR (729)	3	43.3655	7,516.69	90,200.24
CCMG	REC & COMM SVCS SUPERVISOR (729)	4	45.5821	7,900.90	94,810.82
CCMG	REC & COMM SVCS SUPERVISOR (729)	5	47.9113	8,304.62	99,655.40
CCMG	RECREATION SUPERVISOR (701)	1	39.2518	6,803.64	81,643.64
CCMG	RECREATION SUPERVISOR (701)	2	41.2567	7,151.17	85,814.04
CCMG	RECREATION SUPERVISOR (701)	3	43.3655	7,516.69	90,200.24
CCMG	RECREATION SUPERVISOR (701)	4	45.5821	7,900.90	94,810.82
CCMG	RECREATION SUPERVISOR (701)	5	47.9113	8,304.62	99,655.40
CCMG	RENT STABILIZATION COORDINATOR (731)	1	47.6727	8,263.28	99,159.32
CCMG	RENT STABILIZATION COORDINATOR (731)	2	50.1084	8,685.45	104,225.42
CCMG	RENT STABILIZATION COORDINATOR (731)	3	52.6687	9,129.25	109,551.00
CCMG	RENT STABILIZATION COORDINATOR (731)	4	55.3603	9,595.78	115,149.32
CCMG	RENT STABILIZATION COORDINATOR (731)	5	58.1901	10,086.29	121,035.46
CCMG	REVENUE & BUDGET SUPERVISOR (727)	1	47.6727	8,263.28	99,159.32
CCMG	REVENUE & BUDGET SUPERVISOR (727)	2	50.1084	8,685.45	104,225.42
CCMG	REVENUE & BUDGET SUPERVISOR (727)	3	52.6687	9,129.25	109,551.00
CCMG	REVENUE & BUDGET SUPERVISOR (727)	4	55.3603	9,595.78	115,149.32
CCMG	REVENUE & BUDGET SUPERVISOR (727)	5	58.1901	10,086.29	121,035.46
CCMG	REVENUE OPERATIONS MANAGER (805)	1	51.6308	8,949.33	107,391.96
CCMG	REVENUE OPERATIONS MANAGER (805)	2	54.2697	9,406.76	112,881.08
CCMG	REVENUE OPERATIONS MANAGER (805)	3	57.0420	9,887.28	118,647.36
CCMG	REVENUE OPERATIONS MANAGER (805)	4	59.9573	10,392.59	124,711.08
CCMG	REVENUE OPERATIONS MANAGER (805)	5	63.0209	10,923.62	131,083.42

# Culver CITY

## Salary Schedule

### Effective Date 07/01/2022

## EXHIBIT A

**Note:** For FIRE job titles, the printed hourly rates are for 40-hour employees. To determine the hourly rates for 56-hour employees, divide the annual rate by 2912. (Titles with two codes in parentheses indicate they are 40-hour & 56-hour positions. The first code is for 40-hr, the second one for 56-hr.)

Group	Title	Step	Hourly Rate	Monthly Rate	Annual Rate
CCMG	RISK MANAGER (839)	1	66.9044	11,596.76	139,161.10
CCMG	RISK MANAGER (839)	2	70.3242	12,189.54	146,274.44
CCMG	RISK MANAGER (839)	3	73.9177	12,812.41	153,748.92
CCMG	RISK MANAGER (839)	4	77.6949	13,467.11	161,605.34
CCMG	RISK MANAGER (839)	5	81.6642	14,155.14	169,861.64
CCMG	SAFETY & TRAINING COORDINATOR (728)	1	42.5417	7,373.90	88,486.84
CCMG	SAFETY & TRAINING COORDINATOR (728)	2	44.7156	7,750.71	93,008.50
CCMG	SAFETY & TRAINING COORDINATOR (728)	3	47.0005	8,146.75	97,761.04
CCMG	SAFETY & TRAINING COORDINATOR (728)	4	49.4028	8,563.14	102,757.72
CCMG	SAFETY & TRAINING COORDINATOR (728)	5	51.9264	9,000.57	108,006.86
CCMG	SENIOR ACCOUNTANT (707)	1	41.2567	7,151.17	85,814.04
CCMG	SENIOR ACCOUNTANT (707)	2	43.3655	7,516.69	90,200.24
CCMG	SENIOR ACCOUNTANT (707)	3	45.5821	7,900.90	94,810.82
CCMG	SENIOR ACCOUNTANT (707)	4	47.9113	8,304.62	99,655.40
CCMG	SENIOR ACCOUNTANT (707)	5	50.3593	8,728.94	104,747.24
CCMG	SPECIAL EVENTS COORDINATOR (708)	1	43.1502	7,479.38	89,752.52
CCMG	SPECIAL EVENTS COORDINATOR (708)	2	45.3545	7,861.45	94,337.36
CCMG	SPECIAL EVENTS COORDINATOR (708)	3	47.6727	8,263.28	99,159.32
CCMG	SPECIAL EVENTS COORDINATOR (708)	4	50.1084	8,685.45	104,225.42
CCMG	SPECIAL EVENTS COORDINATOR (708)	5	52.6687	9,129.25	109,551.00
CCMG	SR & SOCIAL SERVICES MANAGER (810)	1	57.9024	10,036.41	120,436.94
CCMG	SR & SOCIAL SERVICES MANAGER (810)	2	60.8606	10,549.18	126,590.10
CCMG	SR & SOCIAL SERVICES MANAGER (810)	3	63.9707	11,088.26	133,059.16
CCMG	SR & SOCIAL SERVICES MANAGER (810)	4	67.2398	11,654.89	139,858.68
CCMG	SR & SOCIAL SERVICES MANAGER (810)	5	70.6755	12,250.42	147,005.04
CCMG	SR BUILDING & SAFETY INSPECTOR (705)	1	40.2420	6,975.28	83,703.36
CCMG	SR BUILDING & SAFETY INSPECTOR (705)	2	42.2995	7,331.91	87,982.96
CCMG	SR BUILDING & SAFETY INSPECTOR (705)	3	44.4611	7,706.60	92,479.14
CCMG	SR BUILDING & SAFETY INSPECTOR (705)	4	46.7327	8,100.34	97,204.12
CCMG	SR BUILDING & SAFETY INSPECTOR (705)	5	49.1206	8,514.24	102,170.90
CCMG	SR CIVIL ENGINEER (719)	1	57.6147	9,986.56	119,838.68
CCMG	SR CIVIL ENGINEER (719)	2	60.5582	10,496.76	125,961.16
CCMG	SR CIVIL ENGINEER (719)	3	63.6524	11,033.08	132,396.94
CCMG	SR CIVIL ENGINEER (719)	4	66.9044	11,596.76	139,161.10
CCMG	SR CIVIL ENGINEER (719)	5	70.3242	12,189.54	146,274.44
CCMG	SR FIN SYSTEMS BUSINESS ANLST (716)	1	48.8756	8,471.78	101,661.30
CCMG	SR FIN SYSTEMS BUSINESS ANLST (716)	2	51.3739	8,904.81	106,857.66
CCMG	SR FIN SYSTEMS BUSINESS ANLST (716)	3	53.9991	9,359.85	112,318.18
CCMG	SR FIN SYSTEMS BUSINESS ANLST (716)	4	56.7580	9,838.05	118,056.64
CCMG	SR FIN SYSTEMS BUSINESS ANLST (716)	5	59.6586	10,340.83	124,089.94



# Culver CITY

## Salary Schedule

### Effective Date 07/01/2022

## EXHIBIT A

**Note:** For FIRE job titles, the printed hourly rates are for 40-hour employees. To determine the hourly rates for 56-hour employees, divide the annual rate by 2912. (Titles with two codes in parentheses indicate they are 40-hour & 56-hour positions. The first code is for 40-hr, the second one for 56-hr.)

Group	Title	Step	Hourly Rate	Monthly Rate	Annual Rate
CCMG	SR MANAGEMENT ANALYST (713)	1	47.6727	8,263.28	99,159.32
CCMG	SR MANAGEMENT ANALYST (713)	2	50.1084	8,685.45	104,225.42
CCMG	SR MANAGEMENT ANALYST (713)	3	52.6687	9,129.25	109,551.00
CCMG	SR MANAGEMENT ANALYST (713)	4	55.3603	9,595.78	115,149.32
CCMG	SR MANAGEMENT ANALYST (713)	5	58.1901	10,086.29	121,035.46
CCMG	SR MANAGEMENT ANALYST/BUDGET (714)	1	47.6727	8,263.28	99,159.32
CCMG	SR MANAGEMENT ANALYST/BUDGET (714)	2	50.1084	8,685.45	104,225.42
CCMG	SR MANAGEMENT ANALYST/BUDGET (714)	3	52.6687	9,129.25	109,551.00
CCMG	SR MANAGEMENT ANALYST/BUDGET (714)	4	55.3603	9,595.78	115,149.32
CCMG	SR MANAGEMENT ANALYST/BUDGET (714)	5	58.1901	10,086.29	121,035.46
CCMG	SR MGMT ANLYST Y-RATE (795)	1	57.3874	9,947.15	119,365.74
CCMG	SR PLANNER (717)	1	51.6308	8,949.33	107,391.96
CCMG	SR PLANNER (717)	2	54.2697	9,406.76	112,881.08
CCMG	SR PLANNER (717)	3	57.0420	9,887.28	118,647.36
CCMG	SR PLANNER (717)	4	59.9573	10,392.59	124,711.08
CCMG	SR PLANNER (717)	5	63.0209	10,923.62	131,083.42
CCMG	SR SOLID WASTE & REC CRW SUPV (710)	1	47.6727	8,263.28	99,159.32
CCMG	SR SOLID WASTE & REC CRW SUPV (710)	2	50.1084	8,685.45	104,225.42
CCMG	SR SOLID WASTE & REC CRW SUPV (710)	3	52.6687	9,129.25	109,551.00
CCMG	SR SOLID WASTE & REC CRW SUPV (710)	4	55.3603	9,595.78	115,149.32
CCMG	SR SOLID WASTE & REC CRW SUPV (710)	5	58.1901	10,086.29	121,035.46
CCMG	SYSTEMS DEVELOPMENT MANAGER (807)	1	56.4765	9,789.26	117,471.12
CCMG	SYSTEMS DEVELOPMENT MANAGER (807)	2	59.3625	10,289.50	123,474.00
CCMG	SYSTEMS DEVELOPMENT MANAGER (807)	3	62.3955	10,815.22	129,782.64
CCMG	SYSTEMS DEVELOPMENT MANAGER (807)	4	65.5828	11,367.68	136,412.12
CCMG	SYSTEMS DEVELOPMENT MANAGER (807)	5	68.9349	11,948.71	143,384.54
CCMG	SYSTEMS SUPPORT MANAGER (825)	1	62.1241	10,768.18	129,218.18
CCMG	SYSTEMS SUPPORT MANAGER (825)	2	65.2987	11,318.45	135,821.40
CCMG	SYSTEMS SUPPORT MANAGER (825)	3	68.6350	11,896.73	142,760.80
CCMG	SYSTEMS SUPPORT MANAGER (825)	4	72.1411	12,504.46	150,053.54
CCMG	SYSTEMS SUPPORT MANAGER (825)	5	75.8284	13,143.59	157,723.02
CCMG	TECHNICAL SERVICES MANAGER (808)	1	62.1241	10,768.18	129,218.18
CCMG	TECHNICAL SERVICES MANAGER (808)	2	65.2987	11,318.45	135,821.40
CCMG	TECHNICAL SERVICES MANAGER (808)	3	68.6350	11,896.73	142,760.80
CCMG	TECHNICAL SERVICES MANAGER (808)	4	72.1411	12,504.46	150,053.54
CCMG	TECHNICAL SERVICES MANAGER (808)	5	75.8284	13,143.59	157,723.02
CCMG	TRAFFIC ENGINEERING MGR (822)	1	49.8610	8,642.57	103,710.88
CCMG	TRAFFIC ENGINEERING MGR (822)	2	52.4092	9,084.27	109,011.24
CCMG	TRAFFIC ENGINEERING MGR (822)	3	55.0873	9,548.46	114,581.48
CCMG	TRAFFIC ENGINEERING MGR (822)	4	57.9024	10,036.41	120,436.94
CCMG	TRAFFIC ENGINEERING MGR (822)	5	60.8606	10,549.18	126,590.10

**Culver CITY**  
**Salary Schedule**  
**Effective Date 07/01/2022**

**EXHIBIT A**

**Note:** For FIRE job titles, the printed hourly rates are for 40-hour employees. To determine the hourly rates for 56-hour employees, divide the annual rate by 2912. (Titles with two codes in parentheses indicate they are 40-hour & 56-hour positions. The first code is for 40-hr, the second one for 56-hr.)

Group	Title	Step	Hourly Rate	Monthly Rate	Annual Rate
CCMG	TRANSIT MANAGER ADMIN (840)*	1	58.1901	10,086.29	121,035.46
CCMG	TRANSIT MANAGER ADMIN (840)*	2	61.1629	10,601.57	127,218.78
CCMG	TRANSIT MANAGER ADMIN (840)*	3	64.2876	11,143.19	133,718.26
CCMG	TRANSIT MANAGER ADMIN (840)*	4	67.5728	11,712.61	140,551.32
CCMG	TRANSIT MANAGER ADMIN (840)*	5	71.0268	12,311.30	147,735.64
CCMG	TRANSIT OPERATIONS ANALYST (704)	1	40.0426	6,940.72	83,288.66
CCMG	TRANSIT OPERATIONS ANALYST (704)	2	42.0890	7,295.43	87,545.12
CCMG	TRANSIT OPERATIONS ANALYST (704)	3	44.2394	7,668.16	92,017.90
CCMG	TRANSIT OPERATIONS ANALYST (704)	4	46.5000	8,060.00	96,720.00
CCMG	TRANSIT OPERATIONS ANALYST (704)	5	48.8756	8,471.78	101,661.30
CCMG	TRANSIT OPERATIONS MANAGER (812)	1	58.1901	10,086.29	121,035.46
CCMG	TRANSIT OPERATIONS MANAGER (812)	2	61.1629	10,601.57	127,218.78
CCMG	TRANSIT OPERATIONS MANAGER (812)	3	64.2876	11,143.19	133,718.26
CCMG	TRANSIT OPERATIONS MANAGER (812)	4	67.5728	11,712.61	140,551.32
CCMG	TRANSIT OPERATIONS MANAGER (812)	5	71.0268	12,311.30	147,735.64
CCMG	TRANSIT PLANNING MANAGER (829)	1	58.1901	10,086.29	121,035.46
CCMG	TRANSIT PLANNING MANAGER (829)	2	61.1629	10,601.57	127,218.78
CCMG	TRANSIT PLANNING MANAGER (829)	3	64.2876	11,143.19	133,718.26
CCMG	TRANSIT PLANNING MANAGER (829)	4	67.5728	11,712.61	140,551.32
CCMG	TRANSIT PLANNING MANAGER (829)	5	71.0268	12,311.30	147,735.64
CCMG	TRFC ENG ANALYST (723)	1	44.2394	7,668.16	92,017.90
CCMG	TRFC ENG ANALYST (723)	2	46.5000	8,060.00	96,720.00
CCMG	TRFC ENG ANALYST (723)	3	48.8756	8,471.78	101,661.30
CCMG	TRFC ENG ANALYST (723)	4	51.3739	8,904.81	106,857.66
CCMG	TRFC ENG ANALYST (723)	5	53.9991	9,359.85	112,318.18

\* Transit Manager Admin (840) - This reclassification is a conditional approval. The classification and compensation review will be conducted by the HR Department. The final recommendation will be submitted to the City Manager for approval before the position can be filled.

**Note:** For FIRE job titles, the printed hourly rates are for 40-hour employees. To determine the hourly rates for 56-hour employees, divide the annual rate by 2912. (Titles with two codes in parentheses indicate they are 40-hour & 56-hour positions. The first code is for 40-hr, the second one for 56-hr.)

Group	Title	Step	Hourly Rate	Monthly Rate	Annual Rate
CNCL	COUNCIL MEMBER (001)	1	27.9870	485.12	5,821.40

# Culver CITY

## Salary Schedule

### Effective Date 07/01/2022

## EXHIBIT A

**Note:** For FIRE job titles, the printed hourly rates are for 40-hour employees. To determine the hourly rates for 56-hour employees, divide the annual rate by 2912. (Titles with two codes in parentheses indicate they are 40-hour & 56-hour positions. The first code is for 40-hr, the second one for 56-hr.)

Group	Title	Step	Hourly Rate	Monthly Rate	Annual Rate
EXEC	ADMIN SERVICES DIRECTOR (911)	1	88.3093	15,306.94	183,683.24
EXEC	ADMIN SERVICES DIRECTOR (911)	2	92.8197	16,088.76	193,065.08
EXEC	ADMIN SERVICES DIRECTOR (911)	3	97.5635	16,911.01	202,932.08
EXEC	ADMIN SERVICES DIRECTOR (911)	4	102.5479	17,774.97	213,299.58
EXEC	ADMIN SERVICES DIRECTOR (911)	5	107.7901	18,683.62	224,203.46
EXEC	ASSISTANT CITY MANAGER (908)	1	95.2936	16,517.56	198,210.74
EXEC	ASSISTANT CITY MANAGER (908)	2	100.1636	17,361.70	208,340.34
EXEC	ASSISTANT CITY MANAGER (908)	3	105.2810	18,248.71	218,984.48
EXEC	ASSISTANT CITY MANAGER (908)	4	110.6614	19,181.31	230,175.66
EXEC	ASSISTANT CITY MANAGER (908)	5	116.3157	20,161.40	241,936.76
EXEC	ASSTANT TO CITY MANAGER (900)	1	58.7726	10,187.26	122,247.06
EXEC	ASSTANT TO CITY MANAGER (900)	2	61.7760	10,707.84	128,494.08
EXEC	ASSTANT TO CITY MANAGER (900)	3	64.9326	11,254.99	135,059.86
EXEC	ASSTANT TO CITY MANAGER (900)	4	68.2507	11,830.13	141,961.56
EXEC	ASSTANT TO CITY MANAGER (900)	5	71.7378	12,434.54	149,214.52
EXEC	CHIEF FINANCIAL OFFICER (907)	1	91.5804	15,873.93	190,487.18
EXEC	CHIEF FINANCIAL OFFICER (907)	2	96.2607	16,685.20	200,222.36
EXEC	CHIEF FINANCIAL OFFICER (907)	3	101.1785	17,537.61	210,451.28
EXEC	CHIEF FINANCIAL OFFICER (907)	4	106.3497	18,433.96	221,207.48
EXEC	CHIEF FINANCIAL OFFICER (907)	5	111.7841	19,375.92	232,510.98
EXEC	CHIEF INFO OFFICER (905)	1	82.8916	14,367.88	172,414.58
EXEC	CHIEF INFO OFFICER (905)	2	87.1264	15,101.91	181,222.86
EXEC	CHIEF INFO OFFICER (905)	3	91.5804	15,873.93	190,487.18
EXEC	CHIEF INFO OFFICER (905)	4	96.2607	16,685.20	200,222.36
EXEC	CHIEF INFO OFFICER (905)	5	101.1785	17,537.61	210,451.28
EXEC	CHIEF TRANSPORTATION OFFICER (903)	1	82.8391	14,358.78	172,305.38
EXEC	CHIEF TRANSPORTATION OFFICER (903)	2	87.0716	15,092.42	181,108.98
EXEC	CHIEF TRANSPORTATION OFFICER (903)	3	91.5203	15,863.51	190,362.12
EXEC	CHIEF TRANSPORTATION OFFICER (903)	4	96.1968	16,674.10	200,089.24
EXEC	CHIEF TRANSPORTATION OFFICER (903)	5	101.1131	17,526.28	210,315.30
EXEC	CITY ATTORNEY (909)	1	109.5078	18,981.34	227,776.12
EXEC	CITY ATTORNEY (909)	2	115.1034	19,951.25	239,415.02
EXEC	CITY ATTORNEY (909)	3	120.9854	20,970.80	251,649.58
EXEC	CITY ATTORNEY (909)	4	127.1680	22,042.45	264,509.44
EXEC	CITY ATTORNEY (909)	5	133.6663	23,168.82	278,025.80
EXEC	CITY MANAGER (910)	1	118.6859	20,572.22	246,866.62
EXEC	CITY MANAGER (910)	2	124.7492	21,623.20	259,478.44
EXEC	CITY MANAGER (910)	3	131.1248	22,728.29	272,739.48
EXEC	CITY MANAGER (910)	4	137.8258	23,889.80	286,677.56
EXEC	CITY MANAGER (910)	5	144.8684	25,110.52	301,326.22
EXEC	COMMUNITY DEVOPMENT DIRECTOR (904)	1	82.0703	14,225.51	170,706.12

**Culver CITY**  
**Salary Schedule**  
**Effective Date 07/01/2022**

**EXHIBIT A**

**Note:** For FIRE job titles, the printed hourly rates are for 40-hour employees. To determine the hourly rates for 56-hour employees, divide the annual rate by 2912. (Titles with two codes in parentheses indicate they are 40-hour & 56-hour positions. The first code is for 40-hr, the second one for 56-hr.)

Group	Title	Step	Hourly Rate	Monthly Rate	Annual Rate
EXEC	COMMUNITY DEVOPMENT DIRECTOR (904)	2	86.2633	14,952.30	179,427.56
EXEC	COMMUNITY DEVOPMENT DIRECTOR (904)	3	90.6741	15,716.85	188,602.18
EXEC	COMMUNITY DEVOPMENT DIRECTOR (904)	4	95.3073	16,519.92	198,239.08
EXEC	COMMUNITY DEVOPMENT DIRECTOR (904)	5	100.1779	17,364.17	208,369.98
EXEC	HUMAN RESOURCES DIRECTOR (902)	1	82.5320	14,305.55	171,666.56
EXEC	HUMAN RESOURCES DIRECTOR (902)	2	86.7472	15,036.19	180,434.28
EXEC	HUMAN RESOURCES DIRECTOR (902)	3	91.1808	15,804.66	189,655.96
EXEC	HUMAN RESOURCES DIRECTOR (902)	4	95.8391	16,612.12	199,345.38
EXEC	HUMAN RESOURCES DIRECTOR (902)	5	100.7385	17,461.34	209,536.08
EXEC	PRCS DIRECTOR (901)	1	76.8953	13,328.51	159,942.12
EXEC	PRCS DIRECTOR (901)	2	80.8235	14,009.41	168,112.88
EXEC	PRCS DIRECTOR (901)	3	84.9536	14,725.30	176,703.54
EXEC	PRCS DIRECTOR (901)	4	89.2966	15,478.08	185,736.98
EXEC	PRCS DIRECTOR (901)	5	93.8590	16,268.89	195,226.72
EXEC	PUBLIC WORKS DIRECTOR (906)	1	87.1264	15,101.91	181,222.86
EXEC	PUBLIC WORKS DIRECTOR (906)	2	91.5804	15,873.93	190,487.18
EXEC	PUBLIC WORKS DIRECTOR (906)	3	96.2607	16,685.20	200,222.36
EXEC	PUBLIC WORKS DIRECTOR (906)	4	101.1785	17,537.61	210,451.28
EXEC	PUBLIC WORKS DIRECTOR (906)	5	106.3497	18,433.96	221,207.48

**Culver CITY**  
**Salary Schedule**  
**Effective Date 07/01/2022**

**EXHIBIT A**

**Note:** For FIRE job titles, the printed hourly rates are for 40-hour employees. To determine the hourly rates for 56-hour employees, divide the annual rate by 2912. (Titles with two codes in parentheses indicate they are 40-hour & 56-hour positions. The first code is for 40-hr, the second one for 56-hr.)

Group	Title	Step	Hourly Rate	Monthly Rate	Annual Rate
FIRE	FIRE CAPTAIN (504/505)	1	65.0680	11,278.46	135,341.54
FIRE	FIRE ENGINEER (502/503)	1	56.5809	9,807.35	117,688.23
FIRE	FIREFIGHTER (500/501)	0	33.8819	5,872.86	70,474.30
FIRE	FIREFIGHTER (500/501)	1	37.8013	6,552.22	78,626.62
FIRE	FIREFIGHTER (500/501)	2	38.7584	6,718.12	80,617.46
FIRE	FIREFIGHTER (500/501)	3	42.3344	7,337.97	88,055.62
FIRE	FIREFIGHTER (500/501)	4	44.7218	7,751.76	93,021.12
FIRE	FIREFIGHTER (500/501)	5	47.2504	8,190.05	98,280.65
FIRE	FIREFIGHTER (500/501)	6	49.2008	8,528.13	102,337.61

## Salary Schedule Effective Date 07/01/2022

**Note:** For FIRE job titles, the printed hourly rates are for 40-hour employees. To determine the hourly rates for 56-hour employees, divide the annual rate by 2912. (Titles with two codes in parentheses indicate they are 40-hour & 56-hour positions. The first code is for 40-hr, the second one for 56-hr.)

Group	Title	Step	Hourly Rate	Monthly Rate	Annual Rate
FMGT	ASST FIRE CHIEF (509)	1	94.1961	16,327.32	195,927.89
FMGT	BATTALION CHIEF (506/507)	1	78.0088	13,521.51	162,258.13
FMGT	FIRE CHIEF (510)	1	109.4090	18,964.23	227,570.74
FMGT	FIRE MARSHAL (508)	1	89.7106	15,549.83	186,597.98

# Culver CITY

## Salary Schedule

### Effective Date 07/01/2022

## EXHIBIT A

**Note:** For FIRE job titles, the printed hourly rates are for 40-hour employees. To determine the hourly rates for 56-hour employees, divide the annual rate by 2912. (Titles with two codes in parentheses indicate they are 40-hour & 56-hour positions. The first code is for 40-hr, the second one for 56-hr.)

Group	Title	Step	Hourly Rate	Monthly Rate	Annual Rate
NBNE	ADMIN INTERN (107)	1	15.6279	0.00	0.00
NBNE	ADMIN INTERN (107)	2	16.4093	0.00	0.00
NBNE	ADMIN INTERN (107)	3	17.2298	0.00	0.00
NBNE	AMBULANCE OPERATOR (116)	1	16.5375	0.00	0.00
NBNE	AMBULANCE OPERATOR (116)	2	17.3644	0.00	0.00
NBNE	AMBULANCE OPERATOR (116)	3	18.2326	0.00	0.00
NBNE	BUS OPERATOR TRAINEE (106)	1	19.1008	0.00	0.00
NBNE	CASHIER PLUNGE (101)	1	15.0068	0.00	0.00
NBNE	CASHIER PLUNGE (101)	2	15.7572	0.00	0.00
NBNE	CASHIER PLUNGE (101)	3	16.5450	0.00	0.00
NBNE	CONTRACT EMPLOYEE (199)	1	20.0000	0.00	0.00
NBNE	CONTRACT EMPLOYEE (199)	2	30.0000	0.00	0.00
NBNE	CONTRACT EMPLOYEE (199)	3	40.0000	0.00	0.00
NBNE	CONTRACT EMPLOYEE (199)	4	50.0000	0.00	0.00
NBNE	CONTRACT EMPLOYEE (199)	5	60.0000	0.00	0.00
NBNE	CONTRACT EMPLOYEE (199)	6	70.0000	0.00	0.00
NBNE	CONTRACT EMPLOYEE (199)	7	80.0000	0.00	0.00
NBNE	CONTRACT EMPLOYEE (199)	8	90.0000	0.00	0.00
NBNE	CONTRACT EMPLOYEE (199)	9	100.0000	0.00	0.00
NBNE	CONTRACT EMPLOYEE (199)	10	110.0000	0.00	0.00
NBNE	CONTRACT EMPLOYEE (199)	11	120.0000	0.00	0.00
NBNE	CONTRACT EMPLOYEE (199)	12	130.0000	0.00	0.00
NBNE	CROSSING GUARD (104)	1	15.2807	0.00	0.00
NBNE	GIS INTERN (111)	1	17.3644	0.00	0.00
NBNE	GIS INTERN (111)	2	18.2326	0.00	0.00
NBNE	GIS INTERN (111)	3	19.1442	0.00	0.00
NBNE	INSTRCTR/PPL/DISABILITIES (115)	1	23.8471	0.00	0.00
NBNE	LIFEGUARD (108)	1	19.3894	0.00	0.00
NBNE	LIFEGUARD (108)	2	20.2978	0.00	0.00
NBNE	LIFEGUARD (108)	3	21.2515	0.00	0.00
NBNE	LIFEGUARD SWIM INSTRUCTOR NB (110)	1	20.9923	0.00	0.00
NBNE	LIFEGUARD SWIM INSTRUCTOR NB (110)	2	21.9808	0.00	0.00
NBNE	LIFEGUARD SWIM INSTRUCTOR NB (110)	3	23.0186	0.00	0.00
NBNE	POOL MANAGER (113)	1	25.4203	0.00	0.00
NBNE	POOL MANAGER (113)	2	26.3405	0.00	0.00
NBNE	POOL MANAGER (113)	3	27.3068	0.00	0.00
NBNE	RECREATION LEADER I (103)	1	15.0068	0.00	0.00
NBNE	RECREATION LEADER I (103)	2	15.7572	0.00	0.00
NBNE	RECREATION LEADER I (103)	3	16.5450	0.00	0.00



**Culver CITY**  
**Salary Schedule**  
**Effective Date 07/01/2022**

**EXHIBIT A**

**Note:** For FIRE job titles, the printed hourly rates are for 40-hour employees. To determine the hourly rates for 56-hour employees, divide the annual rate by 2912. (Titles with two codes in parentheses indicate they are 40-hour & 56-hour positions. The first code is for 40-hr, the second one for 56-hr.)

Group	Title	Step	Hourly Rate	Monthly Rate	Annual Rate
NBNE	RECREATION LEADER II (109)	1	17.4849	0.00	0.00
NBNE	RECREATION LEADER II (109)	2	18.3594	0.00	0.00
NBNE	RECREATION LEADER II (109)	3	19.2772	0.00	0.00
NBNE	RECREATION SPECIALIST (114)	1	23.1080	0.00	0.00
NBNE	RECREATION SPECIALIST (114)	2	24.2635	0.00	0.00
NBNE	RECREATION SPECIALIST (114)	3	25.4766	0.00	0.00
NBNE	SR RECREATION LEADER (112)	1	20.5701	0.00	0.00
NBNE	SR RECREATION LEADER (112)	2	21.5986	0.00	0.00
NBNE	SR RECREATION LEADER (112)	3	22.6785	0.00	0.00
NBNE	STUDENT WORKER I (100)	1	15.0000	0.00	0.00
NBNE	STUDENT WORKER I (100)	2	15.7500	0.00	0.00
NBNE	STUDENT WORKER I (100)	3	16.5375	0.00	0.00
NBNE	STUDENT WORKER II (102)	1	15.7500	0.00	0.00
NBNE	STUDENT WORKER II (102)	2	16.5375	0.00	0.00
NBNE	STUDENT WORKER II (102)	3	17.3643	0.00	0.00
NBNE	STUDENT WORKER III (105)	1	18.1658	0.00	0.00
NBNE	STUDENT WORKER III (105)	2	19.0741	0.00	0.00
NBNE	STUDENT WORKER III (105)	3	20.0278	0.00	0.00

**Culver CITY**  
**Salary Schedule**  
**Effective Date 07/01/2022**

**EXHIBIT A**

**Note:** For FIRE job titles, the printed hourly rates are for 40-hour employees. To determine the hourly rates for 56-hour employees, divide the annual rate by 2912. (Titles with two codes in parentheses indicate they are 40-hour & 56-hour positions. The first code is for 40-hr, the second one for 56-hr.)

Group	Title	Step	Hourly Rate	Monthly Rate	Annual Rate
PMGT	ASSISTANT CHIEF (605)	1	103.3276	17,910.12	214,921.46
PMGT	POLICE CAPTAIN (604)	1	89.4582	15,506.10	186,073.16
PMGT	POLICE CHIEF (606)	1	118.8271	20,596.70	247,160.42
PMGT	POLICE LIEUTENANT (603)	1	71.3687	12,370.58	148,447.00

**Culver CITY**  
**Salary Schedule**  
**Effective Date 07/01/2022**

**EXHIBIT A**

**Note:** For FIRE job titles, the printed hourly rates are for 40-hour employees. To determine the hourly rates for 56-hour employees, divide the annual rate by 2912. (Titles with two codes in parentheses indicate they are 40-hour & 56-hour positions. The first code is for 40-hr, the second one for 56-hr.)

Group	Title	Step	Hourly Rate	Monthly Rate	Annual Rate
POLC	POLICE OFFICER (601)	1	38.9097	6,744.36	80,932.28
POLC	POLICE OFFICER (601)	2	40.0950	6,949.80	83,397.60
POLC	POLICE OFFICER (601)	3	42.9441	7,443.65	89,323.78
POLC	POLICE OFFICER (601)	4	44.0265	7,631.26	91,575.12
POLC	POLICE OFFICER (601)	5	45.3555	7,861.62	94,339.44
POLC	POLICE OFFICER (601)	6	46.8631	8,122.94	97,475.30
POLC	POLICE OFFICER (601)	7	48.2936	8,370.90	100,450.74
POLC	POLICE OFFICER (601)	8	49.5131	8,582.28	102,987.30
POLC	POLICE OFFICER (601)	9	50.8710	8,817.64	105,811.68
POLC	POLICE SERGEANT (602)	1	58.5946	10,156.40	121,876.82

# Culver CITY

## Salary Schedule

Effective Date 07/01/2022

### EXHIBIT A

**Note:** For FIRE job titles, the printed hourly rates are for 40-hour employees. To determine the hourly rates for 56-hour employees, divide the annual rate by 2912. (Titles with two codes in parentheses indicate they are 40-hour & 56-hour positions. The first code is for 40-hr, the second one for 56-hr.)

Group	Title	Step	Hourly Rate	Monthly Rate	Annual Rate
POLR	POLICE RECRUIT (600)	1	38.9097	6,744.36	80,932.28

1  
2  
3  
4  
5  
6  
7  
8  
9  
10  
11  
12  
13  
14  
15  
16  
17  
18  
19  
20  
21  
22  
23  
24  
25  
26  
27  
28


**RESOLUTION NO. 2022-R 074**

A RESOLUTION OF THE CITY COUNCIL OF THE CITY OF  
CULVER CITY, CALIFORNIA, ADOPTING THE  
CLASSIFICATION AND SALARY PLAN FOR CITY  
EMPLOYEES EFFECTIVE SEPTEMBER 12, 2022.

NOW, THEREFORE, the City Council of the City of Culver City, DOES  
RESOLVE as follows:

1. The Classification and Salary Plan, attached hereto as Exhibit "A" and incorporated herein by this reference, is hereby adopted effective September 12, 2022.
2. The Classification and Salary Plan attached hereto as Exhibit "A" shall supersede and replace all previously adopted salary plans for City employees.
3. The City Manager and Chief Financial Officer are hereby authorized to adjust and pay salaries of the City employees in accordance with the Classification and Salary Plan adopted and approved by this Resolution, effective September 12, 2022.


APPROVED and ADOPTED this 12<sup>th</sup> day of September 2022.

  
\_\_\_\_\_  
DR. DANIEL LEE, Mayor  
City of Culver City, California

ATTEST:

  
\_\_\_\_\_  
JEREMY BOCCHINO  
City Clerk

APPROVED AS TO FORM:

  
\_\_\_\_\_  
HEATHER S. BAKER  
City Attorney

# Culver CITY

## Salary Schedule

### Effective Date 09/12/2022

**Note:** For FIRE job titles, the printed hourly rates are for 40-hour employees. To determine the hourly rates for 56-hour employees, divide the annual rate by 2912. (Titles with two codes in parentheses indicate they are 40-hour & 56-hour positions. The first code is for 40-hr, the second one for 56-hr.)

Group	Title	Step	Hourly Rate	Monthly Rate	Annual Rate
CCEA	ACCOUNT CLERK (205)	1	22.8290	3,957.03	47,484.32
CCEA	ACCOUNT CLERK (205)	2	23.9966	4,159.42	49,912.98
CCEA	ACCOUNT CLERK (205)	3	25.2229	4,371.97	52,463.58
CCEA	ACCOUNT CLERK (205)	4	26.5128	4,595.54	55,146.52
CCEA	ACCOUNT CLERK (205)	5	27.8699	4,830.78	57,969.34
CCEA	ACCOUNT CLERK-REG PT (205R)	1	22.8290	3,957.03	47,484.32
CCEA	ACCOUNT CLERK-REG PT (205R)	2	23.9966	4,159.42	49,912.98
CCEA	ACCOUNT CLERK-REG PT (205R)	3	25.2229	4,371.97	52,463.58
CCEA	ACCOUNTANT (419)	1	33.8060	5,859.71	70,316.48
CCEA	ACCOUNTANT (419)	2	35.5328	6,159.01	73,908.12
CCEA	ACCOUNTANT (419)	3	37.3485	6,473.74	77,684.88
CCEA	ACCOUNTANT (419)	4	39.2575	6,804.63	81,655.60
CCEA	ACCOUNTANT (419)	5	41.2636	7,152.36	85,828.34
CCEA	ACCOUNTANT II (428)	1	36.9774	6,409.41	76,912.94
CCEA	ACCOUNTANT II (428)	2	38.8673	6,736.99	80,843.88
CCEA	ACCOUNTANT II (428)	3	40.8532	7,081.23	84,974.76
CCEA	ACCOUNTANT II (428)	4	42.9411	7,443.13	89,317.54
CCEA	ACCOUNTANT II (428)	5	45.1359	7,823.55	93,882.62
CCEA	ACCOUNTING TECHNICIAN (223)	1	27.7307	4,806.66	57,679.96
CCEA	ACCOUNTING TECHNICIAN (223)	2	29.1227	5,047.94	60,575.32
CCEA	ACCOUNTING TECHNICIAN (223)	3	30.5986	5,303.76	63,645.14
CCEA	ACCOUNTING TECHNICIAN (223)	4	32.1622	5,574.79	66,897.48
CCEA	ACCOUNTING TECHNICIAN (223)	5	33.8060	5,859.71	70,316.48
CCEA	ADMIN CLERK (207)	1	22.6021	3,917.70	47,012.42
CCEA	ADMIN CLERK (207)	2	23.7578	4,118.01	49,416.12
CCEA	ADMIN CLERK (207)	3	24.9719	4,328.46	51,941.50
CCEA	ADMIN CLERK (207)	4	26.2490	4,549.83	54,597.92
CCEA	ADMIN CLERK (207)	5	27.5927	4,782.74	57,392.92
CCEA	ADMIN CLERK-REG PT (207R)	1	22.6021	3,917.70	47,012.42
CCEA	ADMIN CLERK-REG PT (207R)	2	23.7578	4,118.01	49,416.12
CCEA	ADMIN CLERK-REG PT (207R)	3	24.9719	4,328.46	51,941.50
CCEA	ADMIN SECRETARY (222)	1	27.5927	4,782.74	57,392.92
CCEA	ADMIN SECRETARY (222)	2	28.9798	5,023.16	60,277.88
CCEA	ADMIN SECRETARY (222)	3	30.4463	5,277.35	63,328.20
CCEA	ADMIN SECRETARY (222)	4	32.0027	5,547.14	66,565.72
CCEA	ADMIN SECRETARY (222)	5	33.6369	5,830.39	69,964.70
CCEA	ANIMAL SERVICES OFFICER (307)	1	26.2490	4,549.83	54,597.92
CCEA	ANIMAL SERVICES OFFICER (307)	2	27.5927	4,782.74	57,392.92
CCEA	ANIMAL SERVICES OFFICER (307)	3	28.9798	5,023.16	60,277.88
CCEA	ANIMAL SERVICES OFFICER (307)	4	30.4463	5,277.35	63,328.20
CCEA	ANIMAL SERVICES OFFICER (307)	5	32.0027	5,547.14	66,565.72

# Culver CITY

## Salary Schedule

Effective Date 09/12/2022

Group	Title	Step	Hourly Rate	Monthly Rate	Annual Rate
CCEA	ASSISTANT ENGINEER (425)	1	36.5887	6,342.05	76,104.60
CCEA	ASSISTANT ENGINEER (425)	2	38.4582	6,666.10	79,993.16
CCEA	ASSISTANT ENGINEER (425)	3	40.4226	7,006.59	84,079.06
CCEA	ASSISTANT ENGINEER (425)	4	42.4889	7,364.74	88,376.86
CCEA	ASSISTANT ENGINEER (425)	5	44.6595	7,740.98	92,891.76
CCEA	ASSISTANT PLANNER (420)	1	34.1444	5,918.36	71,020.30
CCEA	ASSISTANT PLANNER (420)	2	35.8891	6,220.78	74,649.38
CCEA	ASSISTANT PLANNER (420)	3	37.7226	6,538.59	78,463.06
CCEA	ASSISTANT PLANNER (420)	4	39.6510	6,872.84	82,474.08
CCEA	ASSISTANT PLANNER (420)	5	41.6764	7,223.91	86,686.86
CCEA	ASSOC ANL Y-RATE (495)	1	39.1041	6,778.05	81,336.58
CCEA	ASSOCIATE ANALYST (415)	1	33.1378	5,743.88	68,926.52
CCEA	ASSOCIATE ANALYST (415)	2	34.8308	6,037.33	72,447.96
CCEA	ASSOCIATE ANALYST (415)	3	36.6115	6,345.99	76,151.92
CCEA	ASSOCIATE ANALYST (415)	4	38.4822	6,670.26	80,043.08
CCEA	ASSOCIATE ANALYST (415)	5	40.4478	7,010.94	84,131.32
CCEA	ASSOCIATE ENGINEER (439)	1	43.7802	7,588.58	91,062.92
CCEA	ASSOCIATE ENGINEER (439)	2	46.0167	7,976.24	95,714.84
CCEA	ASSOCIATE ENGINEER (439)	3	48.3686	8,383.90	100,606.74
CCEA	ASSOCIATE ENGINEER (439)	4	50.8392	8,812.14	105,745.64
CCEA	ASSOCIATE ENGINEER (439)	5	53.4384	9,262.65	111,151.82
CCEA	ASSOCIATE PLANNER (431)	1	39.2575	6,804.63	81,655.60
CCEA	ASSOCIATE PLANNER (431)	2	41.2636	7,152.36	85,828.34
CCEA	ASSOCIATE PLANNER (431)	3	43.3720	7,517.81	90,213.76
CCEA	ASSOCIATE PLANNER (431)	4	45.5882	7,901.96	94,823.56
CCEA	ASSOCIATE PLANNER (431)	5	47.9174	8,305.68	99,668.14
CCEA	AUDIO VISUAL OP/ANALYST-REG PT (455R)	1	41.2636	7,152.36	85,828.34
CCEA	AUDIO VISUAL OP/ANALYST-REG PT (455R)	2	43.3720	7,517.81	90,213.76
CCEA	AUDIO VISUAL OP/ANALYST-REG PT (455R)	3	45.5882	7,901.96	94,823.56
CCEA	AUTOMATED ENFORCEMENT TECH (219)	1	26.2490	4,549.83	54,597.92
CCEA	AUTOMATED ENFORCEMENT TECH (219)	2	27.5927	4,782.74	57,392.92
CCEA	AUTOMATED ENFORCEMENT TECH (219)	3	28.9798	5,023.16	60,277.88
CCEA	AUTOMATED ENFORCEMENT TECH (219)	4	30.4463	5,277.35	63,328.20
CCEA	AUTOMATED ENFORCEMENT TECH (219)	5	32.0027	5,547.14	66,565.72
CCEA	BICYCLE/PEDESTRIAN COORD (456)	1	43.7802	7,588.58	91,062.92
CCEA	BICYCLE/PEDESTRIAN COORD (456)	2	46.0167	7,976.24	95,714.84
CCEA	BICYCLE/PEDESTRIAN COORD (456)	3	48.3686	8,383.90	100,606.74
CCEA	BICYCLE/PEDESTRIAN COORD (456)	4	50.8392	8,812.14	105,745.64
CCEA	BICYCLE/PEDESTRIAN COORD (456)	5	53.4384	9,262.65	111,151.82
CCEA	BUILDING AND SAFETY INSPECTOR (327)	1	33.1378	5,743.88	68,926.52

# Culver CITY

## Salary Schedule

### Effective Date 09/12/2022

**Note:** For FIRE job titles, the printed hourly rates are for 40-hour employees. To determine the hourly rates for 56-hour employees, divide the annual rate by 2912. (Titles with two codes in parentheses indicate they are 40-hour & 56-hour positions. The first code is for 40-hr, the second one for 56-hr.)

Group	Title	Step	Hourly Rate	Monthly Rate	Annual Rate
CCEA	BUILDING AND SAFETY INSPECTOR (327)	2	34.8308	6,037.33	72,447.96
CCEA	BUILDING AND SAFETY INSPECTOR (327)	3	36.6115	6,345.99	76,151.92
CCEA	BUILDING AND SAFETY INSPECTOR (327)	4	38.4822	6,670.26	80,043.08
CCEA	BUILDING AND SAFETY INSPECTOR (327)	5	40.4478	7,010.94	84,131.32
CCEA	BUILDING ENGINEER (433)	1	40.8532	7,081.23	84,974.76
CCEA	BUILDING ENGINEER (433)	2	42.9411	7,443.13	89,317.54
CCEA	BUILDING ENGINEER (433)	3	45.1359	7,823.55	93,882.62
CCEA	BUILDING ENGINEER (433)	4	47.4422	8,223.32	98,679.88
CCEA	BUILDING ENGINEER (433)	5	49.8661	8,643.46	103,721.54
CCEA	BUS OPERATOR (305)	0	23.1734	4,016.72	48,200.62
CCEA	BUS OPERATOR (305)	1	25.6022	4,437.72	53,252.68
CCEA	BUS OPERATOR (305)	2	26.9123	4,664.79	55,977.48
CCEA	BUS OPERATOR (305)	3	28.2826	4,902.32	58,827.86
CCEA	BUS OPERATOR (305)	4	29.6975	5,147.57	61,770.80
CCEA	BUS OPERATOR (305)	5	31.2155	5,410.69	64,928.24
CCEA	BUS OPERATOR-REG PT (305R)	1	20.9728	3,635.28	43,623.32
CCEA	BUS OPERATOR-REG PT (305R)	2	22.0443	3,821.00	45,852.04
CCEA	BUS OPERATOR-REG PT (305R)	3	23.1734	4,016.72	48,200.62
CCEA	BUSINESS TAX INSPECTOR (224)	1	27.8699	4,830.78	57,969.34
CCEA	BUSINESS TAX INSPECTOR (224)	2	29.2654	5,072.67	60,871.98
CCEA	BUSINESS TAX INSPECTOR (224)	3	30.7509	5,330.15	63,961.82
CCEA	BUSINESS TAX INSPECTOR (224)	4	32.3228	5,602.61	67,231.32
CCEA	BUSINESS TAX INSPECTOR (224)	5	33.9741	5,888.85	70,666.18
CCEA	BUYER (434)	1	41.0585	7,116.81	85,401.68
CCEA	BUYER (434)	2	43.1562	7,480.42	89,765.00
CCEA	BUYER (434)	3	45.3616	7,862.68	94,352.18
CCEA	BUYER (434)	4	47.6798	8,264.49	99,173.88
CCEA	BUYER (434)	5	50.1156	8,686.71	104,240.50
CCEA	CEMENT FINISHER (314)	1	28.4196	4,926.07	59,112.82
CCEA	CEMENT FINISHER (314)	2	29.8451	5,173.16	62,077.86
CCEA	CEMENT FINISHER (314)	3	31.3702	5,437.51	65,250.12
CCEA	CEMENT FINISHER (314)	4	32.9734	5,715.39	68,584.62
CCEA	CEMENT FINISHER (314)	5	34.6581	6,007.41	72,088.90
CCEA	CITY CLERK SPECIALIST (452)	1	31.5263	5,464.55	65,574.60
CCEA	CITY CLERK SPECIALIST (452)	2	33.1378	5,743.88	68,926.52
CCEA	CITY CLERK SPECIALIST (452)	3	34.8308	6,037.33	72,447.96
CCEA	CITY CLERK SPECIALIST (452)	4	36.6115	6,345.99	76,151.92
CCEA	CITY CLERK SPECIALIST (452)	5	38.4822	6,670.26	80,043.08
CCEA	CLAIMS/SAFETY TECHNICIAN (402)	1	31.5263	5,464.55	65,574.60
CCEA	CLAIMS/SAFETY TECHNICIAN (402)	2	33.1378	5,743.88	68,926.52
CCEA	CLAIMS/SAFETY TECHNICIAN (402)	3	34.8308	6,037.33	72,447.96



# Culver CITY

## Salary Schedule

### Effective Date 09/12/2022

**Note:** For FIRE job titles, the printed hourly rates are for 40-hour employees. To determine the hourly rates for 56-hour employees, divide the annual rate by 2912. (Titles with two codes in parentheses indicate they are 40-hour & 56-hour positions. The first code is for 40-hr, the second one for 56-hr.)

Group	Title	Step	Hourly Rate	Monthly Rate	Annual Rate
CCEA	CLAIMS/SAFETY TECHNICIAN (402)	4	36.6115	6,345.99	76,151.92
CCEA	CLAIMS/SAFETY TECHNICIAN (402)	5	38.4822	6,670.26	80,043.08
CCEA	CLERK (200)	1	18.2326	3,160.32	37,923.86
CCEA	CLERK (200)	2	19.1645	3,321.85	39,862.16
CCEA	CLERK (200)	3	20.1447	3,491.76	41,901.08
CCEA	CLERK (200)	4	21.1756	3,670.44	44,045.30
CCEA	CLERK (200)	5	22.2570	3,857.88	46,294.56
CCEA	CLERK TYPIST (202)	1	19.4608	3,373.20	40,478.36
CCEA	CLERK TYPIST (202)	2	20.4567	3,545.84	42,550.04
CCEA	CLERK TYPIST (202)	3	21.5019	3,726.99	44,723.90
CCEA	CLERK TYPIST (202)	4	22.6021	3,917.70	47,012.42
CCEA	CLERK TYPIST (202)	5	23.7578	4,118.01	49,416.12
CCEA	CLERK TYPIST-REG PT (202R)	1	19.4608	3,373.20	40,478.36
CCEA	CLERK TYPIST-REG PT (202R)	2	20.4567	3,545.84	42,550.04
CCEA	CLERK TYPIST-REG PT (202R)	3	21.5019	3,726.99	44,723.90
CCEA	CLERK-REG PT (200R)	1	18.2326	3,160.32	37,923.86
CCEA	CLERK-REG PT (200R)	2	19.1645	3,321.85	39,862.16
CCEA	CLERK-REG PT (200R)	3	20.1447	3,491.76	41,901.08
CCEA	COACH CLEANER (231)	1	21.1825	3,671.63	44,059.60
CCEA	COACH CLEANER (231)	2	22.2661	3,859.46	46,313.54
CCEA	COACH CLEANER (231)	3	23.4050	4,056.87	48,682.40
CCEA	COACH CLEANER (231)	4	24.6012	4,264.22	51,170.60
CCEA	COACH CLEANER (231)	5	25.8588	4,482.18	53,786.20
CCEA	CODE ENFORCEMENT ANALYST (429)	1	38.1020	6,604.35	79,252.16
CCEA	CODE ENFORCEMENT ANALYST (429)	2	40.0483	6,941.70	83,300.36
CCEA	CODE ENFORCEMENT ANALYST (429)	3	42.0953	7,296.51	87,558.12
CCEA	CODE ENFORCEMENT ANALYST (429)	4	44.2457	7,669.26	92,031.16
CCEA	CODE ENFORCEMENT ANALYST (429)	5	46.5077	8,061.34	96,736.12
CCEA	CODE ENFORCEMENT OFFICER (228)	1	30.9008	5,356.13	64,273.56
CCEA	CODE ENFORCEMENT OFFICER (228)	2	32.4799	5,629.85	67,558.14
CCEA	CODE ENFORCEMENT OFFICER (228)	3	34.1395	5,917.51	71,010.16
CCEA	CODE ENFORCEMENT OFFICER (228)	4	35.8838	6,219.85	74,638.20
CCEA	CODE ENFORCEMENT OFFICER (228)	5	37.7169	6,537.59	78,451.10
CCEA	COMM SVCS OFFICER-REG PT (201R)	1	18.1480	3,145.65	37,747.84
CCEA	COMM SVCS OFFICER-REG PT (201R)	2	19.0756	3,306.44	39,677.30
CCEA	COMM SVCS OFFICER-REG PT (201R)	3	20.0511	3,475.53	41,706.34
CCEA	COMMUNICATION SUPERVISOR (453)	1	44.0610	7,637.24	91,646.88
CCEA	COMMUNICATION SUPERVISOR (453)	2	46.3137	8,027.72	96,332.60
CCEA	COMMUNICATION SUPERVISOR (453)	3	48.6800	8,437.87	101,254.40
CCEA	COMMUNICATION SUPERVISOR (453)	4	51.1664	8,868.84	106,426.06

# Culver CITY

## Salary Schedule

### Effective Date 09/12/2022

**Note:** For FIRE job titles, the printed hourly rates are for 40-hour employees. To determine the hourly rates for 56-hour employees, divide the annual rate by 2912. (Titles with two codes in parentheses indicate they are 40-hour & 56-hour positions. The first code is for 40-hr, the second one for 56-hr.)

Group	Title	Step	Hourly Rate	Monthly Rate	Annual Rate
CCEA	COMMUNICATION SUPERVISOR (453)	5	53.7819	9,322.19	111,866.30
CCEA	COMMUNICATIONS TECHNICIAN (333)	1	38.3140	6,641.09	79,693.12
CCEA	COMMUNICATIONS TECHNICIAN (333)	2	40.2728	6,980.61	83,767.32
CCEA	COMMUNICATIONS TECHNICIAN (333)	3	42.3304	7,337.27	88,047.18
CCEA	COMMUNICATIONS TECHNICIAN (333)	4	44.4925	7,712.03	92,544.40
CCEA	COMMUNICATIONS TECHNICIAN (333)	5	46.7668	8,106.24	97,274.84
CCEA	COMPUTER PROGRAMMER (422)	1	35.0047	6,067.49	72,809.88
CCEA	COMPUTER PROGRAMMER (422)	2	36.7939	6,377.61	76,531.26
CCEA	COMPUTER PROGRAMMER (422)	3	38.6742	6,703.54	80,442.44
CCEA	COMPUTER PROGRAMMER (422)	4	40.6505	7,046.09	84,553.04
CCEA	COMPUTER PROGRAMMER (422)	5	42.7277	7,406.14	88,873.72
CCEA	CUSTODIAN (203)	1	19.7548	3,424.16	41,089.88
CCEA	CUSTODIAN (203)	2	20.7640	3,599.09	43,189.12
CCEA	CUSTODIAN (203)	3	21.8259	3,783.15	45,397.82
CCEA	CUSTODIAN (203)	4	22.9428	3,976.74	47,720.92
CCEA	CUSTODIAN (203)	5	24.1154	4,180.00	50,159.98
CCEA	CUSTODIAN-REG PT (203R)	1	19.7548	3,424.16	41,089.88
CCEA	CUSTODIAN-REG PT (203R)	2	20.7640	3,599.09	43,189.12
CCEA	CUSTODIAN-REG PT (203R)	3	21.8259	3,783.15	45,397.82
CCEA	ELEC FLEET SVCS TECH (338)	1	32.9932	5,718.83	68,625.96
CCEA	ELEC FLEET SVCS TECH (338)	2	34.6788	6,010.98	72,131.80
CCEA	ELEC FLEET SVCS TECH (338)	3	36.4515	6,318.26	75,819.12
CCEA	ELEC FLEET SVCS TECH (338)	4	38.3140	6,641.09	79,693.12
CCEA	ELEC FLEET SVCS TECH (338)	5	40.2728	6,980.61	83,767.32
CCEA	ELECTRICAL MAINT CREWLEADER (337)	1	41.0149	7,109.25	85,310.94
CCEA	ELECTRICAL MAINT CREWLEADER (337)	2	43.1115	7,472.66	89,671.92
CCEA	ELECTRICAL MAINT CREWLEADER (337)	3	45.3140	7,854.43	94,253.12
CCEA	ELECTRICAL MAINT CREWLEADER (337)	4	47.6297	8,255.82	99,069.88
CCEA	ELECTRICAL MAINT CREWLEADER (337)	5	50.0638	8,677.72	104,132.60
CCEA	ENGINEERING DRAWING & DOC TECH (432)	1	39.2575	6,804.63	81,655.60
CCEA	ENGINEERING DRAWING & DOC TECH (432)	2	41.2636	7,152.36	85,828.34
CCEA	ENGINEERING DRAWING & DOC TECH (432)	3	43.3720	7,517.81	90,213.76
CCEA	ENGINEERING DRAWING & DOC TECH (432)	4	45.5882	7,901.96	94,823.56
CCEA	ENGINEERING DRAWING & DOC TECH (432)	5	47.9174	8,305.68	99,668.14
CCEA	ENGINEERING TECHNICIAN (406)	1	30.5986	5,303.76	63,645.14
CCEA	ENGINEERING TECHNICIAN (406)	2	32.1622	5,574.79	66,897.48
CCEA	ENGINEERING TECHNICIAN (406)	3	33.8060	5,859.71	70,316.48
CCEA	ENGINEERING TECHNICIAN (406)	4	35.5328	6,159.01	73,908.12
CCEA	ENGINEERING TECHNICIAN (406)	5	37.3485	6,473.74	77,684.88
CCEA	ENVIRONMENTAL COMPLIANCE INSP (451)	1	33.3033	5,772.56	69,270.76

# Culver CITY

## Salary Schedule

### Effective Date 09/12/2022

**Note:** For FIRE job titles, the printed hourly rates are for 40-hour employees. To determine the hourly rates for 56-hour employees, divide the annual rate by 2912. (Titles with two codes in parentheses indicate they are 40-hour & 56-hour positions. The first code is for 40-hr, the second one for 56-hr.)

Group	Title	Step	Hourly Rate	Monthly Rate	Annual Rate
CCEA	ENVIRONMENTAL COMPLIANCE INSP (451)	2	35.0047	6,067.49	72,809.88
CCEA	ENVIRONMENTAL COMPLIANCE INSP (451)	3	36.7939	6,377.61	76,531.26
CCEA	ENVIRONMENTAL COMPLIANCE INSP (451)	4	38.6742	6,703.54	80,442.44
CCEA	ENVIRONMENTAL COMPLIANCE INSP (451)	5	40.6505	7,046.09	84,553.04
CCEA	FACILITIES LEADWORKER (332)	1	34.8308	6,037.33	72,447.96
CCEA	FACILITIES LEADWORKER (332)	2	36.6115	6,345.99	76,151.92
CCEA	FACILITIES LEADWORKER (332)	3	38.4822	6,670.26	80,043.08
CCEA	FACILITIES LEADWORKER (332)	4	40.4478	7,010.94	84,131.32
CCEA	FACILITIES LEADWORKER (332)	5	42.5152	7,369.31	88,431.72
CCEA	FACILITIES MAINT CREW LEADER (322)	1	31.5263	5,464.55	65,574.60
CCEA	FACILITIES MAINT CREW LEADER (322)	2	33.1378	5,743.88	68,926.52
CCEA	FACILITIES MAINT CREW LEADER (322)	3	34.8308	6,037.33	72,447.96
CCEA	FACILITIES MAINT CREW LEADER (322)	4	36.6115	6,345.99	76,151.92
CCEA	FACILITIES MAINT CREW LEADER (322)	5	38.4822	6,670.26	80,043.08
CCEA	FACILITIES MAINTENANCE WORKER (303)	1	25.4749	4,415.65	52,987.74
CCEA	FACILITIES MAINTENANCE WORKER (303)	2	26.7778	4,641.48	55,697.72
CCEA	FACILITIES MAINTENANCE WORKER (303)	3	28.1483	4,879.03	58,548.36
CCEA	FACILITIES MAINTENANCE WORKER (303)	4	29.5524	5,122.41	61,468.94
CCEA	FACILITIES MAINTENANCE WORKER (303)	5	31.0594	5,383.63	64,603.50
CCEA	FIRE PREVENTION SPECIALIST (437)	1	42.3472	7,340.19	88,082.28
CCEA	FIRE PREVENTION SPECIALIST (437)	2	44.5119	7,715.39	92,584.70
CCEA	FIRE PREVENTION SPECIALIST (437)	3	46.7859	8,109.55	97,314.62
CCEA	FIRE PREVENTION SPECIALIST (437)	4	49.1775	8,524.10	102,289.20
CCEA	FIRE PREVENTION SPECIALIST (437)	5	51.6899	8,959.58	107,514.94
CCEA	FIRE PREVENTION SPECIALIST-REG PT (437R)	1	42.3472	7,340.19	88,082.28
CCEA	FIRE PREVENTION SPECIALIST-REG PT (437R)	2	44.5119	7,715.39	92,584.70
CCEA	FIRE PREVENTION SPECIALIST-REG PT (437R)	3	46.7859	8,109.55	97,314.62
CCEA	FLEET SERVICES ASSISTANT (210)	1	22.8290	3,957.03	47,484.32
CCEA	FLEET SERVICES ASSISTANT (210)	2	23.9966	4,159.42	49,912.98
CCEA	FLEET SERVICES ASSISTANT (210)	3	25.2229	4,371.97	52,463.58
CCEA	FLEET SERVICES ASSISTANT (210)	4	26.5128	4,595.54	55,146.52
CCEA	FLEET SERVICES ASSISTANT (210)	5	27.8699	4,830.78	57,969.34
CCEA	FLEET SERVICES ASSISTANT-REG PT (210R)	1	22.8290	3,957.03	47,484.32
CCEA	FLEET SERVICES ASSISTANT-REG PT (210R)	2	23.9966	4,159.42	49,912.98
CCEA	FLEET SERVICES ASSISTANT-REG PT (210R)	3	25.2229	4,371.97	52,463.58
CCEA	FLEET SERVICES SUPERVISOR (427)	1	37.5298	6,505.16	78,061.88
CCEA	FLEET SERVICES SUPERVISOR (427)	2	39.4478	6,837.61	82,051.32
CCEA	FLEET SERVICES SUPERVISOR (427)	3	41.4635	7,187.01	86,244.08
CCEA	FLEET SERVICES SUPERVISOR (427)	4	43.5824	7,554.28	90,651.34

# Culver CITY

## Salary Schedule

### Effective Date 09/12/2022

**Note:** For FIRE job titles, the printed hourly rates are for 40-hour employees. To determine the hourly rates for 56-hour employees, divide the annual rate by 2912. (Titles with two codes in parentheses indicate they are 40-hour & 56-hour positions. The first code is for 40-hr, the second one for 56-hr.)

Group	Title	Step	Hourly Rate	Monthly Rate	Annual Rate
CCEA	FLEET SERVICES SUPERVISOR (427)	5	45.8098	7,940.36	95,284.28
CCEA	FLEET SERVICES TECHNICIAN (309)	1	26.3796	4,572.47	54,869.62
CCEA	FLEET SERVICES TECHNICIAN (309)	2	27.7307	4,806.66	57,679.96
CCEA	FLEET SERVICES TECHNICIAN (309)	3	29.1227	5,047.94	60,575.32
CCEA	FLEET SERVICES TECHNICIAN (309)	4	30.5986	5,303.76	63,645.14
CCEA	FLEET SERVICES TECHNICIAN (309)	5	32.1622	5,574.79	66,897.48
CCEA	FORENSIC SPECIALIST (335)	1	37.1635	6,441.67	77,300.08
CCEA	FORENSIC SPECIALIST (335)	2	39.0619	6,770.73	81,248.70
CCEA	FORENSIC SPECIALIST (335)	3	41.0585	7,116.81	85,401.68
CCEA	FORENSIC SPECIALIST (335)	4	43.1562	7,480.42	89,765.00
CCEA	FORENSIC SPECIALIST (335)	5	45.3616	7,862.68	94,352.18
CCEA	GIS ANALYST (438)	1	43.3720	7,517.81	90,213.76
CCEA	GIS ANALYST (438)	2	45.5882	7,901.96	94,823.56
CCEA	GIS ANALYST (438)	3	47.9174	8,305.68	99,668.14
CCEA	GIS ANALYST (438)	4	50.3666	8,730.22	104,762.58
CCEA	GIS ANALYST (438)	5	52.9403	9,176.31	110,115.72
CCEA	GIS TECHNICIAN (424)	1	36.0692	6,252.00	75,024.04
CCEA	GIS TECHNICIAN (424)	2	37.9122	6,571.46	78,857.48
CCEA	GIS TECHNICIAN (424)	3	39.8490	6,907.16	82,885.92
CCEA	GIS TECHNICIAN (424)	4	41.8852	7,260.11	87,121.32
CCEA	GIS TECHNICIAN (424)	5	44.0260	7,631.17	91,574.08
CCEA	GRAPHIC SERVICES ASSISTANT (209)	1	22.7138	3,937.05	47,244.60
CCEA	GRAPHIC SERVICES ASSISTANT (209)	2	23.8765	4,138.59	49,663.12
CCEA	GRAPHIC SERVICES ASSISTANT (209)	3	25.0970	4,350.15	52,201.76
CCEA	GRAPHIC SERVICES ASSISTANT (209)	4	26.3796	4,572.47	54,869.62
CCEA	GRAPHIC SERVICES ASSISTANT (209)	5	27.7307	4,806.66	57,679.96
CCEA	GRAPHIC SERVICES SUPERVISOR (413)	1	32.3228	5,602.61	67,231.32
CCEA	GRAPHIC SERVICES SUPERVISOR (413)	2	33.9741	5,888.85	70,666.18
CCEA	GRAPHIC SERVICES SUPERVISOR (413)	3	35.7103	6,189.78	74,277.32
CCEA	GRAPHIC SERVICES SUPERVISOR (413)	4	37.5354	6,506.13	78,073.58
CCEA	GRAPHIC SERVICES SUPERVISOR (413)	5	39.4529	6,838.50	82,061.98
CCEA	HEAVY EQUIPMENT OPERATOR (313)	1	27.8699	4,830.78	57,969.34
CCEA	HEAVY EQUIPMENT OPERATOR (313)	2	29.2654	5,072.67	60,871.98
CCEA	HEAVY EQUIPMENT OPERATOR (313)	3	30.7509	5,330.15	63,961.82
CCEA	HEAVY EQUIPMENT OPERATOR (313)	4	32.3228	5,602.61	67,231.32
CCEA	HEAVY EQUIPMENT OPERATOR (313)	5	33.9741	5,888.85	70,666.18
CCEA	HEAVY EQUIPMENT OPERATOR-REG PT (313R)	1	27.8699	4,830.78	57,969.34
CCEA	HEAVY EQUIPMENT OPERATOR-REG PT (313R)	2	29.2654	5,072.67	60,871.98
CCEA	HEAVY EQUIPMENT OPERATOR-REG PT (313R)	3	30.7509	5,330.15	63,961.82

# Culver CITY

## Salary Schedule

### Effective Date 09/12/2022

**Note:** For FIRE job titles, the printed hourly rates are for 40-hour employees. To determine the hourly rates for 56-hour employees, divide the annual rate by 2912. (Titles with two codes in parentheses indicate they are 40-hour & 56-hour positions. The first code is for 40-hr, the second one for 56-hr.)

Group	Title	Step	Hourly Rate	Monthly Rate	Annual Rate
CCEA	HEAVY TRUCK DRIVER (312)	1	26.7778	4,641.48	55,697.72
CCEA	HEAVY TRUCK DRIVER (312)	2	28.1483	4,879.03	58,548.36
CCEA	HEAVY TRUCK DRIVER (312)	3	29.5524	5,122.41	61,468.94
CCEA	HEAVY TRUCK DRIVER (312)	4	31.0594	5,383.63	64,603.50
CCEA	HEAVY TRUCK DRIVER (312)	5	32.6468	5,658.77	67,905.24
CCEA	HEAVY TRUCK DRIVER-REG PT (312R)	1	26.7778	4,641.48	55,697.72
CCEA	HEAVY TRUCK DRIVER-REG PT (312R)	2	28.1483	4,879.03	58,548.36
CCEA	HEAVY TRUCK DRIVER-REG PT (312R)	3	29.5524	5,122.41	61,468.94
CCEA	HOUSING ASSISTANT (409)	1	30.7509	5,330.15	63,961.82
CCEA	HOUSING ASSISTANT (409)	2	32.3228	5,602.61	67,231.32
CCEA	HOUSING ASSISTANT (409)	3	33.9741	5,888.85	70,666.18
CCEA	HOUSING ASSISTANT (409)	4	35.7103	6,189.78	74,277.32
CCEA	HOUSING ASSISTANT (409)	5	37.5354	6,506.13	78,073.58
CCEA	HOUSING SPECIALIST (426)	1	36.6115	6,345.99	76,151.92
CCEA	HOUSING SPECIALIST (426)	2	38.4822	6,670.26	80,043.08
CCEA	HOUSING SPECIALIST (426)	3	40.4478	7,010.94	84,131.32
CCEA	HOUSING SPECIALIST (426)	4	42.5152	7,369.31	88,431.72
CCEA	HOUSING SPECIALIST (426)	5	44.6882	7,745.96	92,951.56
CCEA	HUMAN RESOURCES ASSOCIATE (410)	1	34.6788	6,010.98	72,131.80
CCEA	HUMAN RESOURCES ASSOCIATE (410)	2	36.4515	6,318.26	75,819.12
CCEA	HUMAN RESOURCES ASSOCIATE (410)	3	38.3140	6,641.09	79,693.12
CCEA	HUMAN RESOURCES ASSOCIATE (410)	4	40.2728	6,980.61	83,767.32
CCEA	HUMAN RESOURCES ASSOCIATE (410)	5	42.3304	7,337.27	88,047.18
CCEA	HUMAN RESOURCES TECHNICIAN (411)	1	31.5263	5,464.55	65,574.60
CCEA	HUMAN RESOURCES TECHNICIAN (411)	2	33.1378	5,743.88	68,926.52
CCEA	HUMAN RESOURCES TECHNICIAN (411)	3	34.8308	6,037.33	72,447.96
CCEA	HUMAN RESOURCES TECHNICIAN (411)	4	36.6115	6,345.99	76,151.92
CCEA	HUMAN RESOURCES TECHNICIAN (411)	5	38.4822	6,670.26	80,043.08
CCEA	HVAC MAINTENANCE WORKER (326)	1	32.6468	5,658.77	67,905.24
CCEA	HVAC MAINTENANCE WORKER (326)	2	34.3148	5,947.89	71,374.68
CCEA	HVAC MAINTENANCE WORKER (326)	3	36.0692	6,252.00	75,024.04
CCEA	HVAC MAINTENANCE WORKER (326)	4	37.9122	6,571.46	78,857.48
CCEA	HVAC MAINTENANCE WORKER (326)	5	39.8490	6,907.16	82,885.92
CCEA	HVAC TECHNICIAN (339)	1	34.2791	5,941.72	71,300.58
CCEA	HVAC TECHNICIAN (339)	2	36.0238	6,244.12	74,929.40
CCEA	HVAC TECHNICIAN (339)	3	37.8726	6,564.59	78,775.06
CCEA	HVAC TECHNICIAN (339)	4	39.8078	6,900.01	82,800.12
CCEA	HVAC TECHNICIAN (339)	5	41.8415	7,252.53	87,030.32
CCEA	INFORMATION SYSTEMS ANALYST (435)	1	41.2636	7,152.36	85,828.34
CCEA	INFORMATION SYSTEMS ANALYST (435)	2	43.3720	7,517.81	90,213.76
CCEA	INFORMATION SYSTEMS ANALYST (435)	3	45.5882	7,901.96	94,823.56

# Culver CITY

## Salary Schedule

### Effective Date 09/12/2022

**Note:** For FIRE job titles, the printed hourly rates are for 40-hour employees. To determine the hourly rates for 56-hour employees, divide the annual rate by 2912. (Titles with two codes in parentheses indicate they are 40-hour & 56-hour positions. The first code is for 40-hr, the second one for 56-hr.)

Group	Title	Step	Hourly Rate	Monthly Rate	Annual Rate
CCEA	INFORMATION SYSTEMS ANALYST (435)	4	47.9174	8,305.68	99,668.14
CCEA	INFORMATION SYSTEMS ANALYST (435)	5	50.3666	8,730.22	104,762.58
CCEA	INFORMATION TECHNOLOGY ANALYST (418)	1	33.4701	5,801.49	69,617.86
CCEA	INFORMATION TECHNOLOGY ANALYST (418)	2	35.1801	6,097.89	73,174.66
CCEA	INFORMATION TECHNOLOGY ANALYST (418)	3	36.9774	6,409.41	76,912.94
CCEA	INFORMATION TECHNOLOGY ANALYST (418)	4	38.8673	6,736.99	80,843.88
CCEA	INFORMATION TECHNOLOGY ANALYST (418)	5	40.8532	7,081.23	84,974.76
CCEA	IRRIGATION MAINTENANCE TECHNIC (304)	1	25.4749	4,415.65	52,987.74
CCEA	IRRIGATION MAINTENANCE TECHNIC (304)	2	26.7778	4,641.48	55,697.72
CCEA	IRRIGATION MAINTENANCE TECHNIC (304)	3	28.1483	4,879.03	58,548.36
CCEA	IRRIGATION MAINTENANCE TECHNIC (304)	4	29.5524	5,122.41	61,468.94
CCEA	IRRIGATION MAINTENANCE TECHNIC (304)	5	31.0594	5,383.63	64,603.50
CCEA	JAILER (218)	1	25.4749	4,415.65	52,987.74
CCEA	JAILER (218)	2	26.7778	4,641.48	55,697.72
CCEA	JAILER (218)	3	28.1483	4,879.03	58,548.36
CCEA	JAILER (218)	4	29.5524	5,122.41	61,468.94
CCEA	JAILER (218)	5	31.0594	5,383.63	64,603.50
CCEA	JAILER - Y-RATE (297)	1	32.3439	5,606.27	67,275.26
CCEA	LABORER (204)	1	21.1825	3,671.63	44,059.60
CCEA	LABORER (204)	2	22.2661	3,859.46	46,313.54
CCEA	LABORER (204)	3	23.4050	4,056.87	48,682.40
CCEA	LABORER (204)	4	24.6012	4,264.22	51,170.60
CCEA	LABORER (204)	5	25.8588	4,482.18	53,786.20
CCEA	LABORER-REG PT (204R)	1	21.1825	3,671.63	44,059.60
CCEA	LABORER-REG PT (204R)	2	22.2661	3,859.46	46,313.54
CCEA	LABORER-REG PT (204R)	3	23.4050	4,056.87	48,682.40
CCEA	LEGAL SECRETARY (412)	1	32.1622	5,574.79	66,897.48
CCEA	LEGAL SECRETARY (412)	2	33.8060	5,859.71	70,316.48
CCEA	LEGAL SECRETARY (412)	3	35.5328	6,159.01	73,908.12
CCEA	LEGAL SECRETARY (412)	4	37.3485	6,473.74	77,684.88
CCEA	LEGAL SECRETARY (412)	5	39.2575	6,804.63	81,655.60
CCEA	MAINTENANCE CARPENTER (319)	1	29.5524	5,122.41	61,468.94
CCEA	MAINTENANCE CARPENTER (319)	2	31.0594	5,383.63	64,603.50
CCEA	MAINTENANCE CARPENTER (319)	3	32.6468	5,658.77	67,905.24
CCEA	MAINTENANCE CARPENTER (319)	4	34.3148	5,947.89	71,374.68
CCEA	MAINTENANCE CARPENTER (319)	5	36.0692	6,252.00	75,024.04
CCEA	MAINTENANCE ELECTRICIAN (328)	1	33.1378	5,743.88	68,926.52
CCEA	MAINTENANCE ELECTRICIAN (328)	2	34.8308	6,037.33	72,447.96
CCEA	MAINTENANCE ELECTRICIAN (328)	3	36.6115	6,345.99	76,151.92
CCEA	MAINTENANCE ELECTRICIAN (328)	4	38.4822	6,670.26	80,043.08

# Culver CITY

## Salary Schedule

### Effective Date 09/12/2022

**Note:** For FIRE job titles, the printed hourly rates are for 40-hour employees. To determine the hourly rates for 56-hour employees, divide the annual rate by 2912. (Titles with two codes in parentheses indicate they are 40-hour & 56-hour positions. The first code is for 40-hr, the second one for 56-hr.)

Group	Title	Step	Hourly Rate	Monthly Rate	Annual Rate
CCEA	MAINTENANCE ELECTRICIAN (328)	5	40.4478	7,010.94	84,131.32
CCEA	MAINTENANCE PAINTER (317)	1	29.4084	5,097.45	61,169.42
CCEA	MAINTENANCE PAINTER (317)	2	30.9047	5,356.82	64,281.88
CCEA	MAINTENANCE PAINTER (317)	3	32.4849	5,630.71	67,568.54
CCEA	MAINTENANCE PAINTER (317)	4	34.1444	5,918.36	71,020.30
CCEA	MAINTENANCE PAINTER (317)	5	35.8891	6,220.78	74,649.38
CCEA	MAINTENANCE PLUMBER (329)	1	33.1378	5,743.88	68,926.52
CCEA	MAINTENANCE PLUMBER (329)	2	34.8308	6,037.33	72,447.96
CCEA	MAINTENANCE PLUMBER (329)	3	36.6115	6,345.99	76,151.92
CCEA	MAINTENANCE PLUMBER (329)	4	38.4822	6,670.26	80,043.08
CCEA	MAINTENANCE PLUMBER (329)	5	40.4478	7,010.94	84,131.32
CCEA	MAINTENANCE WORKER I (206)	1	22.1546	3,840.14	46,081.62
CCEA	MAINTENANCE WORKER I (206)	2	23.2886	4,036.70	48,440.34
CCEA	MAINTENANCE WORKER I (206)	3	24.4777	4,242.81	50,913.72
CCEA	MAINTENANCE WORKER I (206)	4	25.7293	4,459.74	53,516.84
CCEA	MAINTENANCE WORKER I (206)	5	27.0467	4,688.10	56,257.24
CCEA	MAINTENANCE WORKER I-REG PT (206R)	1	22.1546	3,840.14	46,081.62
CCEA	MAINTENANCE WORKER I-REG PT (206R)	2	23.2886	4,036.70	48,440.34
CCEA	MAINTENANCE WORKER I-REG PT (206R)	3	24.4777	4,242.81	50,913.72
CCEA	MAINTENANCE WORKER II (213)	1	23.5226	4,077.26	48,927.06
CCEA	MAINTENANCE WORKER II (213)	2	24.7236	4,285.43	51,425.14
CCEA	MAINTENANCE WORKER II (213)	3	25.9886	4,504.70	54,056.34
CCEA	MAINTENANCE WORKER II (213)	4	27.3190	4,735.29	56,823.52
CCEA	MAINTENANCE WORKER II (213)	5	28.6990	4,974.49	59,693.92
CCEA	MAINTENANCE WORKER II-REG PT (213R)	1	23.5226	4,077.26	48,927.06
CCEA	MAINTENANCE WORKER II-REG PT (213R)	2	24.7236	4,285.43	51,425.14
CCEA	MAINTENANCE WORKER II-REG PT (213R)	3	25.9886	4,504.70	54,056.34
CCEA	NETWORK ADMINISTRATOR (440)	1	45.3616	7,862.68	94,352.18
CCEA	NETWORK ADMINISTRATOR (440)	2	47.6798	8,264.49	99,173.88
CCEA	NETWORK ADMINISTRATOR (440)	3	50.1156	8,686.71	104,240.50
CCEA	NETWORK ADMINISTRATOR (440)	4	52.6765	9,130.59	109,567.12
CCEA	NETWORK ADMINISTRATOR (440)	5	55.3691	9,597.32	115,167.78
CCEA	OCCUPANCY SPECIALIST (232)	1	22.6021	3,917.70	47,012.42
CCEA	OCCUPANCY SPECIALIST (232)	2	23.7578	4,118.01	49,416.12
CCEA	OCCUPANCY SPECIALIST (232)	3	24.9719	4,328.46	51,941.50
CCEA	OCCUPANCY SPECIALIST (232)	4	26.2490	4,549.83	54,597.92
CCEA	OCCUPANCY SPECIALIST (232)	5	27.5927	4,782.74	57,392.92
CCEA	OFFICE AUTOMATION SPECIALIST (229)	1	30.5986	5,303.76	63,645.14
CCEA	OFFICE AUTOMATION SPECIALIST (229)	2	32.1622	5,574.79	66,897.48
CCEA	OFFICE AUTOMATION SPECIALIST (229)	3	33.8060	5,859.71	70,316.48

# Culver CITY

## Salary Schedule

### Effective Date 09/12/2022

**Note:** For FIRE job titles, the printed hourly rates are for 40-hour employees. To determine the hourly rates for 56-hour employees, divide the annual rate by 2912. (Titles with two codes in parentheses indicate they are 40-hour & 56-hour positions. The first code is for 40-hr, the second one for 56-hr.)

Group	Title	Step	Hourly Rate	Monthly Rate	Annual Rate
CCEA	OFFICE AUTOMATION SPECIALIST (229)	4	35.5328	6,159.01	73,908.12
CCEA	OFFICE AUTOMATION SPECIALIST (229)	5	37.3485	6,473.74	77,684.88
CCEA	PARK MAINTENANCE CREWLEADER (315)	1	28.6990	4,974.49	59,693.92
CCEA	PARK MAINTENANCE CREWLEADER (315)	2	30.1438	5,224.92	62,699.00
CCEA	PARK MAINTENANCE CREWLEADER (315)	3	31.6845	5,491.98	65,903.76
CCEA	PARK MAINTENANCE CREWLEADER (315)	4	33.3033	5,772.56	69,270.76
CCEA	PARK MAINTENANCE CREWLEADER (315)	5	35.0047	6,067.49	72,809.88
CCEA	PARK PATROL OFFICER (220)	1	26.2490	4,549.83	54,597.92
CCEA	PARK PATROL OFFICER (220)	2	27.5927	4,782.74	57,392.92
CCEA	PARK PATROL OFFICER (220)	3	28.9798	5,023.16	60,277.88
CCEA	PARK PATROL OFFICER (220)	4	30.4463	5,277.35	63,328.20
CCEA	PARK PATROL OFFICER (220)	5	32.0027	5,547.14	66,565.72
CCEA	PARKING ENFORCEMENT OFFICER (214)	1	24.1154	4,180.00	50,159.98
CCEA	PARKING ENFORCEMENT OFFICER (214)	2	25.3490	4,393.83	52,725.92
CCEA	PARKING ENFORCEMENT OFFICER (214)	3	26.6447	4,618.42	55,421.08
CCEA	PARKING ENFORCEMENT OFFICER (214)	4	28.0092	4,854.94	58,259.24
CCEA	PARKING ENFORCEMENT OFFICER (214)	5	29.4084	5,097.45	61,169.42
CCEA	PARKING ENFORCEMENT SUPERVISOR (446)	1	33.1378	5,743.88	68,926.52
CCEA	PARKING ENFORCEMENT SUPERVISOR (446)	2	34.8308	6,037.33	72,447.96
CCEA	PARKING ENFORCEMENT SUPERVISOR (446)	3	36.6115	6,345.99	76,151.92
CCEA	PARKING ENFORCEMENT SUPERVISOR (446)	4	38.4822	6,670.26	80,043.08
CCEA	PARKING ENFORCEMENT SUPERVISOR (446)	5	40.4478	7,010.94	84,131.32
CCEA	PARKING METER TECHNICIAN (310)	1	27.6986	4,801.10	57,613.14
CCEA	PARKING METER TECHNICIAN (310)	2	29.1173	5,046.99	60,563.88
CCEA	PARKING METER TECHNICIAN (310)	3	30.5788	5,300.32	63,603.80
CCEA	PARKING METER TECHNICIAN (310)	4	32.1284	5,568.92	66,827.02
CCEA	PARKING METER TECHNICIAN (310)	5	33.7702	5,853.51	70,242.12
CCEA	PAYROLL TECHNICIAN (423)	1	34.6788	6,010.98	72,131.80
CCEA	PAYROLL TECHNICIAN (423)	2	36.4515	6,318.26	75,819.12
CCEA	PAYROLL TECHNICIAN (423)	3	38.3140	6,641.09	79,693.12
CCEA	PAYROLL TECHNICIAN (423)	4	40.2728	6,980.61	83,767.32
CCEA	PAYROLL TECHNICIAN (423)	5	42.3304	7,337.27	88,047.18
CCEA	PERMIT TECHNICIAN (215)	1	24.7236	4,285.43	51,425.14
CCEA	PERMIT TECHNICIAN (215)	2	25.9886	4,504.70	54,056.34
CCEA	PERMIT TECHNICIAN (215)	3	27.3190	4,735.29	56,823.52
CCEA	PERMIT TECHNICIAN (215)	4	28.6990	4,974.49	59,693.92
CCEA	PERMIT TECHNICIAN (215)	5	30.1438	5,224.92	62,699.00
CCEA	PERMIT TECHNICIAN II (230)	1	28.4321	4,928.24	59,138.82



# Culver CITY

## Salary Schedule

### Effective Date 09/12/2022

**Note:** For FIRE job titles, the printed hourly rates are for 40-hour employees. To determine the hourly rates for 56-hour employees, divide the annual rate by 2912. (Titles with two codes in parentheses indicate they are 40-hour & 56-hour positions. The first code is for 40-hr, the second one for 56-hr.)

Group	Title	Step	Hourly Rate	Monthly Rate	Annual Rate
CCEA	PERMIT TECHNICIAN II (230)	2	29.8868	5,180.37	62,164.44
CCEA	PERMIT TECHNICIAN II (230)	3	31.4169	5,445.59	65,347.10
CCEA	PERMIT TECHNICIAN II (230)	4	33.0038	5,720.65	68,647.80
CCEA	PERMIT TECHNICIAN II (230)	5	34.6653	6,008.64	72,103.72
CCEA	PERMIT TECHNICIAN-REG PT (215R)	1	24.7236	4,285.43	51,425.14
CCEA	PERMIT TECHNICIAN-REG PT (215R)	2	25.9886	4,504.70	54,056.34
CCEA	PERMIT TECHNICIAN-REG PT (215R)	3	27.3190	4,735.29	56,823.52
CCEA	PLAN CHECK ENGINEER (436)	1	42.4889	7,364.74	88,376.86
CCEA	PLAN CHECK ENGINEER (436)	2	44.6595	7,740.98	92,891.76
CCEA	PLAN CHECK ENGINEER (436)	3	46.9418	8,136.57	97,638.84
CCEA	PLAN CHECK ENGINEER (436)	4	49.3406	8,552.38	102,628.50
CCEA	PLAN CHECK ENGINEER (436)	5	51.8628	8,989.54	107,874.52
CCEA	PLANNING TECHNICIAN (400)	1	26.2490	4,549.83	54,597.92
CCEA	PLANNING TECHNICIAN (400)	2	27.5927	4,782.74	57,392.92
CCEA	PLANNING TECHNICIAN (400)	3	28.9798	5,023.16	60,277.88
CCEA	PLANNING TECHNICIAN (400)	4	30.4463	5,277.35	63,328.20
CCEA	PLANNING TECHNICIAN (400)	5	32.0027	5,547.14	66,565.72
CCEA	PLANNING TECHNICIAN II (449)	1	33.1378	5,743.88	68,926.52
CCEA	PLANNING TECHNICIAN II (449)	2	34.8308	6,037.33	72,447.96
CCEA	PLANNING TECHNICIAN II (449)	3	36.6115	6,345.99	76,151.92
CCEA	PLANNING TECHNICIAN II (449)	4	38.4822	6,670.26	80,043.08
CCEA	PLANNING TECHNICIAN II (449)	5	40.4478	7,010.94	84,131.32
CCEA	POLICE RCRDS/PROPERTY SPRVSR (447)	1	33.1378	5,743.88	68,926.52
CCEA	POLICE RCRDS/PROPERTY SPRVSR (447)	2	34.8308	6,037.33	72,447.96
CCEA	POLICE RCRDS/PROPERTY SPRVSR (447)	3	36.6115	6,345.99	76,151.92
CCEA	POLICE RCRDS/PROPERTY SPRVSR (447)	4	38.4822	6,670.26	80,043.08
CCEA	POLICE RCRDS/PROPERTY SPRVSR (447)	5	40.4478	7,010.94	84,131.32
CCEA	POLICE RECORDS TECH-Y-RATE (296)	1	32.3439	5,606.27	67,275.26
CCEA	POLICE RECORDS TECHNICIAN (208)	1	22.6021	3,917.70	47,012.42
CCEA	POLICE RECORDS TECHNICIAN (208)	2	23.7578	4,118.01	49,416.12
CCEA	POLICE RECORDS TECHNICIAN (208)	3	24.9719	4,328.46	51,941.50
CCEA	POLICE RECORDS TECHNICIAN (208)	4	26.2490	4,549.83	54,597.92
CCEA	POLICE RECORDS TECHNICIAN (208)	5	27.5927	4,782.74	57,392.92
CCEA	POOL MAINTENANCE TECHNICIAN (330)	1	33.1378	5,743.88	68,926.52
CCEA	POOL MAINTENANCE TECHNICIAN (330)	2	34.8308	6,037.33	72,447.96
CCEA	POOL MAINTENANCE TECHNICIAN (330)	3	36.6115	6,345.99	76,151.92
CCEA	POOL MAINTENANCE TECHNICIAN (330)	4	38.4822	6,670.26	80,043.08
CCEA	POOL MAINTENANCE TECHNICIAN (330)	5	40.4478	7,010.94	84,131.32
CCEA	PROPERTY INSPECTOR (443)	1	36.2493	6,283.20	75,398.44
CCEA	PROPERTY INSPECTOR (443)	2	38.1020	6,604.35	79,252.16

# Culver CITY

## Salary Schedule

### Effective Date 09/12/2022

**Note:** For FIRE job titles, the printed hourly rates are for 40-hour employees. To determine the hourly rates for 56-hour employees, divide the annual rate by 2912. (Titles with two codes in parentheses indicate they are 40-hour & 56-hour positions. The first code is for 40-hr, the second one for 56-hr.)

Group	Title	Step	Hourly Rate	Monthly Rate	Annual Rate
CCEA	PROPERTY INSPECTOR (443)	3	40.0483	6,941.70	83,300.36
CCEA	PROPERTY INSPECTOR (443)	4	42.0953	7,296.51	87,558.12
CCEA	PROPERTY INSPECTOR (443)	5	44.2457	7,669.26	92,031.16
CCEA	PROPERTY TECHNICIAN (221)	1	26.5128	4,595.54	55,146.52
CCEA	PROPERTY TECHNICIAN (221)	2	27.8699	4,830.78	57,969.34
CCEA	PROPERTY TECHNICIAN (221)	3	29.2654	5,072.67	60,871.98
CCEA	PROPERTY TECHNICIAN (221)	4	30.7509	5,330.15	63,961.82
CCEA	PROPERTY TECHNICIAN (221)	5	32.3228	5,602.61	67,231.32
CCEA	PUBLIC ARTS COORDINATOR (457)	1	33.1378	5,743.88	68,926.52
CCEA	PUBLIC ARTS COORDINATOR (457)	2	34.8308	6,037.33	72,447.96
CCEA	PUBLIC ARTS COORDINATOR (457)	3	36.6115	6,345.99	76,151.92
CCEA	PUBLIC ARTS COORDINATOR (457)	4	38.4822	6,670.26	80,043.08
CCEA	PUBLIC ARTS COORDINATOR (457)	5	40.4478	7,010.94	84,131.32
CCEA	PUBLIC WORKS INSPECTOR (417)	1	33.3033	5,772.56	69,270.76
CCEA	PUBLIC WORKS INSPECTOR (417)	2	35.0047	6,067.49	72,809.88
CCEA	PUBLIC WORKS INSPECTOR (417)	3	36.7939	6,377.61	76,531.26
CCEA	PUBLIC WORKS INSPECTOR (417)	4	38.6742	6,703.54	80,442.44
CCEA	PUBLIC WORKS INSPECTOR (417)	5	40.6505	7,046.09	84,553.04
CCEA	REC & COMMUNITY SVCS COORDINAT (454)	1	30.7509	5,330.15	63,961.82
CCEA	REC & COMMUNITY SVCS COORDINAT (454)	2	32.3228	5,602.61	67,231.32
CCEA	REC & COMMUNITY SVCS COORDINAT (454)	3	33.9741	5,888.85	70,666.18
CCEA	REC & COMMUNITY SVCS COORDINAT (454)	4	35.7103	6,189.78	74,277.32
CCEA	REC & COMMUNITY SVCS COORDINAT (454)	5	37.5354	6,506.13	78,073.58
CCEA	REC & COMMUNITY SVCS COORDINAT-REG PT (454R)	1	30.7509	5,330.15	63,961.82
CCEA	REC & COMMUNITY SVCS COORDINAT-REG PT (454R)	2	32.3228	5,602.61	67,231.32
CCEA	REC & COMMUNITY SVCS COORDINAT-REG PT (454R)	3	33.9741	5,888.85	70,666.18
CCEA	RECORDS MGMT COORDINATOR (450)	1	31.5263	5,464.55	65,574.60
CCEA	RECORDS MGMT COORDINATOR (450)	2	33.1378	5,743.88	68,926.52
CCEA	RECORDS MGMT COORDINATOR (450)	3	34.8308	6,037.33	72,447.96
CCEA	RECORDS MGMT COORDINATOR (450)	4	36.6115	6,345.99	76,151.92
CCEA	RECORDS MGMT COORDINATOR (450)	5	38.4822	6,670.26	80,043.08
CCEA	RECREATION COORDINATOR (227)	1	29.9937	5,198.92	62,387.00
CCEA	RECREATION COORDINATOR (227)	2	31.5263	5,464.55	65,574.60
CCEA	RECREATION COORDINATOR (227)	3	33.1378	5,743.88	68,926.52
CCEA	RECREATION COORDINATOR (227)	4	34.8308	6,037.33	72,447.96
CCEA	RECREATION COORDINATOR (227)	5	36.6115	6,345.99	76,151.92
CCEA	RECREATION COORDINATOR-REG PT (227R)	1	29.9937	5,198.92	62,387.00
CCEA	RECREATION COORDINATOR-REG PT (227R)	2	31.5263	5,464.55	65,574.60
CCEA	RECREATION COORDINATOR-REG PT (227R)	3	33.1378	5,743.88	68,926.52

# Culver CITY

## Salary Schedule

### Effective Date 09/12/2022

**Note:** For FIRE job titles, the printed hourly rates are for 40-hour employees. To determine the hourly rates for 56-hour employees, divide the annual rate by 2912. (Titles with two codes in parentheses indicate they are 40-hour & 56-hour positions. The first code is for 40-hr, the second one for 56-hr.)

Group	Title	Step	Hourly Rate	Monthly Rate	Annual Rate
CCEA	SAFETY OFFICER (444)	1	36.4291	6,314.38	75,772.58
CCEA	SAFETY OFFICER (444)	2	38.2902	6,636.98	79,643.72
CCEA	SAFETY OFFICER (444)	3	40.2472	6,976.19	83,714.28
CCEA	SAFETY OFFICER (444)	4	42.3041	7,332.72	87,992.58
CCEA	SAFETY OFFICER (444)	5	44.4652	7,707.31	92,487.72
CCEA	SAFETY SERVICES COMM OPER (225)	1	28.5586	4,950.16	59,401.94
CCEA	SAFETY SERVICES COMM OPER (225)	2	29.9937	5,198.92	62,387.00
CCEA	SAFETY SERVICES COMM OPER (225)	3	31.5263	5,464.55	65,574.60
CCEA	SAFETY SERVICES COMM OPER (225)	4	33.1378	5,743.88	68,926.52
CCEA	SAFETY SERVICES COMM OPER (225)	5	34.8308	6,037.33	72,447.96
CCEA	SANITATION COLLECTOR (301)	1	22.8290	3,957.03	47,484.32
CCEA	SANITATION COLLECTOR (301)	2	23.9966	4,159.42	49,912.98
CCEA	SANITATION COLLECTOR (301)	3	25.2229	4,371.97	52,463.58
CCEA	SANITATION COLLECTOR (301)	4	26.5128	4,595.54	55,146.52
CCEA	SANITATION COLLECTOR (301)	5	27.8699	4,830.78	57,969.34
CCEA	SANITATION DISPATCH (226)	1	29.2654	5,072.67	60,871.98
CCEA	SANITATION DISPATCH (226)	2	30.7509	5,330.15	63,961.82
CCEA	SANITATION DISPATCH (226)	3	32.3228	5,602.61	67,231.32
CCEA	SANITATION DISPATCH (226)	4	33.9741	5,888.85	70,666.18
CCEA	SANITATION DISPATCH (226)	5	35.7103	6,189.78	74,277.32
CCEA	SANITATION DISPATCH-REG PT (226R)	1	29.2654	5,072.67	60,871.98
CCEA	SANITATION DISPATCH-REG PT (226R)	2	30.7509	5,330.15	63,961.82
CCEA	SANITATION DISPATCH-REG PT (226R)	3	32.3228	5,602.61	67,231.32
CCEA	SANITATION DRIVER (306)	1	25.8588	4,482.18	53,786.20
CCEA	SANITATION DRIVER (306)	2	27.1824	4,711.61	56,539.34
CCEA	SANITATION DRIVER (306)	3	28.5586	4,950.16	59,401.94
CCEA	SANITATION DRIVER (306)	4	29.9937	5,198.92	62,387.00
CCEA	SANITATION DRIVER (306)	5	31.5263	5,464.55	65,574.60
CCEA	SANITATION DRIVER-REG PT (306R)	1	25.8588	4,482.18	53,786.20
CCEA	SANITATION DRIVER-REG PT (306R)	2	27.1824	4,711.61	56,539.34
CCEA	SANITATION DRIVER-REG PT (306R)	3	28.5586	4,950.16	59,401.94
CCEA	SANITATION ROLL-OFF DRIVER (311)	1	26.3796	4,572.47	54,869.62
CCEA	SANITATION ROLL-OFF DRIVER (311)	2	27.7307	4,806.66	57,679.96
CCEA	SANITATION ROLL-OFF DRIVER (311)	3	29.1227	5,047.94	60,575.32
CCEA	SANITATION ROLL-OFF DRIVER (311)	4	30.5986	5,303.76	63,645.14
CCEA	SANITATION ROLL-OFF DRIVER (311)	5	32.1622	5,574.79	66,897.48
CCEA	SCOUT VEHICLE OPERATOR (212)	1	23.2886	4,036.70	48,440.34
CCEA	SCOUT VEHICLE OPERATOR (212)	2	24.4777	4,242.81	50,913.72
CCEA	SCOUT VEHICLE OPERATOR (212)	3	25.7293	4,459.74	53,516.84
CCEA	SCOUT VEHICLE OPERATOR (212)	4	27.0467	4,688.10	56,257.24
CCEA	SCOUT VEHICLE OPERATOR (212)	5	28.4196	4,926.07	59,112.82

# Culver CITY

## Salary Schedule

### Effective Date 09/12/2022

**Note:** For FIRE job titles, the printed hourly rates are for 40-hour employees. To determine the hourly rates for 56-hour employees, divide the annual rate by 2912. (Titles with two codes in parentheses indicate they are 40-hour & 56-hour positions. The first code is for 40-hr, the second one for 56-hr.)

Group	Title	Step	Hourly Rate	Monthly Rate	Annual Rate
CCEA	SCOUT VEHICLE OPERATOR-REG PT (212R)	1	23.2886	4,036.70	48,440.34
CCEA	SCOUT VEHICLE OPERATOR-REG PT (212R)	2	24.4777	4,242.81	50,913.72
CCEA	SCOUT VEHICLE OPERATOR-REG PT (212R)	3	25.7293	4,459.74	53,516.84
CCEA	SECRETARY (216)	1	24.7236	4,285.43	51,425.14
CCEA	SECRETARY (216)	2	25.9886	4,504.70	54,056.34
CCEA	SECRETARY (216)	3	27.3190	4,735.29	56,823.52
CCEA	SECRETARY (216)	4	28.6990	4,974.49	59,693.92
CCEA	SECRETARY (216)	5	30.1438	5,224.92	62,699.00
CCEA	SECRETARY Y-RATE (295)	1	32.8451	5,693.16	68,317.86
CCEA	SERVICE DESK TECHNICIAN (403)	1	29.1227	5,047.94	60,575.32
CCEA	SERVICE DESK TECHNICIAN (403)	2	30.5986	5,303.76	63,645.14
CCEA	SERVICE DESK TECHNICIAN (403)	3	32.1622	5,574.79	66,897.48
CCEA	SERVICE DESK TECHNICIAN (403)	4	33.8060	5,859.71	70,316.48
CCEA	SERVICE DESK TECHNICIAN (403)	5	35.5328	6,159.01	73,908.12
CCEA	SEWER LIFT STATION ELECTRO MEC (318)	1	29.4084	5,097.45	61,169.42
CCEA	SEWER LIFT STATION ELECTRO MEC (318)	2	30.9047	5,356.82	64,281.88
CCEA	SEWER LIFT STATION ELECTRO MEC (318)	3	32.4849	5,630.71	67,568.54
CCEA	SEWER LIFT STATION ELECTRO MEC (318)	4	34.1444	5,918.36	71,020.30
CCEA	SEWER LIFT STATION ELECTRO MEC (318)	5	35.8891	6,220.78	74,649.38
CCEA	SOLID WASTE & RECYC CRW SPVR (405)	1	34.5763	5,993.22	71,918.60
CCEA	SOLID WASTE & RECYC CRW SPVR (405)	2	36.3396	6,298.87	75,586.42
CCEA	SOLID WASTE & RECYC CRW SPVR (405)	3	38.1969	6,620.79	79,449.50
CCEA	SOLID WASTE & RECYC CRW SPVR (405)	4	40.1484	6,959.05	83,508.62
CCEA	SOLID WASTE & RECYC CRW SPVR (405)	5	42.2009	7,314.82	87,777.82
CCEA	SR & SOCIAL SERVICES SPEC (408)	1	30.7509	5,330.15	63,961.82
CCEA	SR & SOCIAL SERVICES SPEC (408)	2	32.3228	5,602.61	67,231.32
CCEA	SR & SOCIAL SERVICES SPEC (408)	3	33.9741	5,888.85	70,666.18
CCEA	SR & SOCIAL SERVICES SPEC (408)	4	35.7103	6,189.78	74,277.32
CCEA	SR & SOCIAL SERVICES SPEC (408)	5	37.5354	6,506.13	78,073.58
CCEA	SR ACCOUNT CLERK (217)	1	24.9719	4,328.46	51,941.50
CCEA	SR ACCOUNT CLERK (217)	2	26.2490	4,549.83	54,597.92
CCEA	SR ACCOUNT CLERK (217)	3	27.5927	4,782.74	57,392.92
CCEA	SR ACCOUNT CLERK (217)	4	28.9798	5,023.16	60,277.88
CCEA	SR ACCOUNT CLERK (217)	5	30.4463	5,277.35	63,328.20
CCEA	SR COMP PROGRAMMER ANALYST (442)	1	47.9174	8,305.68	99,668.14
CCEA	SR COMP PROGRAMMER ANALYST (442)	2	50.3666	8,730.22	104,762.58
CCEA	SR COMP PROGRAMMER ANALYST (442)	3	52.9403	9,176.31	110,115.72
CCEA	SR COMP PROGRAMMER ANALYST (442)	4	55.6451	9,645.16	115,741.86
CCEA	SR COMP PROGRAMMER ANALYST (442)	5	58.4890	10,138.09	121,657.12
CCEA	SR ENGINEERING TECHNICIAN (416)	1	33.3033	5,772.56	69,270.76

# Culver CITY

## Salary Schedule

### Effective Date 09/12/2022

**Note:** For FIRE job titles, the printed hourly rates are for 40-hour employees. To determine the hourly rates for 56-hour employees, divide the annual rate by 2912. (Titles with two codes in parentheses indicate they are 40-hour & 56-hour positions. The first code is for 40-hr, the second one for 56-hr.)

Group	Title	Step	Hourly Rate	Monthly Rate	Annual Rate
CCEA	SR ENGINEERING TECHNICIAN (416)	2	35.0047	6,067.49	72,809.88
CCEA	SR ENGINEERING TECHNICIAN (416)	3	36.7939	6,377.61	76,531.26
CCEA	SR ENGINEERING TECHNICIAN (416)	4	38.6742	6,703.54	80,442.44
CCEA	SR ENGINEERING TECHNICIAN (416)	5	40.6505	7,046.09	84,553.04
CCEA	SR FLEET SERVICES TECHNICIAN (321)	1	29.9937	5,198.92	62,387.00
CCEA	SR FLEET SERVICES TECHNICIAN (321)	2	31.5263	5,464.55	65,574.60
CCEA	SR FLEET SERVICES TECHNICIAN (321)	3	33.1378	5,743.88	68,926.52
CCEA	SR FLEET SERVICES TECHNICIAN (321)	4	34.8308	6,037.33	72,447.96
CCEA	SR FLEET SERVICES TECHNICIAN (321)	5	36.6115	6,345.99	76,151.92
CCEA	SR FORENSIC SPECIALIST (448)	1	40.8795	7,085.78	85,029.36
CCEA	SR FORENSIC SPECIALIST (448)	2	42.9681	7,447.81	89,373.70
CCEA	SR FORENSIC SPECIALIST (448)	3	45.1643	7,828.47	93,941.64
CCEA	SR FORENSIC SPECIALIST (448)	4	47.4717	8,228.44	98,741.24
CCEA	SR FORENSIC SPECIALIST (448)	5	49.8978	8,648.94	103,787.32
CCEA	SR IRRIGATION MAINT TECH (458)	1	28.6990	4,974.49	59,693.92
CCEA	SR IRRIGATION MAINT TECH (458)	2	30.1438	5,224.92	62,699.00
CCEA	SR IRRIGATION MAINT TECH (458)	3	31.6845	5,491.98	65,903.76
CCEA	SR IRRIGATION MAINT TECH (458)	4	33.3033	5,772.56	69,270.76
CCEA	SR IRRIGATION MAINT TECH (458)	5	35.0047	6,067.49	72,809.88
CCEA	SR JAILER (404)	1	29.5524	5,122.41	61,468.94
CCEA	SR JAILER (404)	2	31.0594	5,383.63	64,603.50
CCEA	SR JAILER (404)	3	32.6468	5,658.77	67,905.24
CCEA	SR JAILER (404)	4	34.3148	5,947.89	71,374.68
CCEA	SR JAILER (404)	5	36.0692	6,252.00	75,024.04
CCEA	SR POOL MANAGER/RPT (341)	1	28.8750	5,005.00	60,060.00
CCEA	SR POOL MANAGER/RPT (341)	2	30.3188	5,255.25	63,063.00
CCEA	SR POOL MANAGER/RPT (341)	3	31.8347	5,518.02	66,216.28
CCEA	SR PUBLIC WORKS INSPECTOR (445)	1	37.5354	6,506.13	78,073.58
CCEA	SR PUBLIC WORKS INSPECTOR (445)	2	39.4529	6,838.50	82,061.98
CCEA	SR PUBLIC WORKS INSPECTOR (445)	3	41.4701	7,188.16	86,257.86
CCEA	SR PUBLIC WORKS INSPECTOR (445)	4	43.5892	7,555.47	90,665.64
CCEA	SR PUBLIC WORKS INSPECTOR (445)	5	45.8163	7,941.48	95,297.80
CCEA	SR WELDER (340)	1	31.8060	5,513.04	66,156.48
CCEA	SR WELDER (340)	2	33.4317	5,794.84	69,538.04
CCEA	SR WELDER (340)	3	35.1397	6,090.89	73,090.68
CCEA	SR WELDER (340)	4	37.1188	6,433.92	77,207.00
CCEA	SR WELDER (340)	5	38.8229	6,729.30	80,751.58
CCEA	STAFF ASST/SOLID WASTE OPS (421)	1	36.4291	6,314.38	75,772.58
CCEA	STAFF ASST/SOLID WASTE OPS (421)	2	38.2902	6,636.98	79,643.72
CCEA	STAFF ASST/SOLID WASTE OPS (421)	3	40.2472	6,976.19	83,714.28
CCEA	STAFF ASST/SOLID WASTE OPS (421)	4	42.3041	7,332.72	87,992.58

# Culver CITY

## Salary Schedule

### Effective Date 09/12/2022

**Note:** For FIRE job titles, the printed hourly rates are for 40-hour employees. To determine the hourly rates for 56-hour employees, divide the annual rate by 2912. (Titles with two codes in parentheses indicate they are 40-hour & 56-hour positions. The first code is for 40-hr, the second one for 56-hr.)

Group	Title	Step	Hourly Rate	Monthly Rate	Annual Rate
CCEA	STAFF ASST/SOLID WASTE OPS (421)	5	44.4652	7,707.31	92,487.72
CCEA	STORES SPECIALIST (211)	1	23.2874	4,036.48	48,437.74
CCEA	STORES SPECIALIST (211)	2	24.4789	4,243.01	50,916.06
CCEA	STORES SPECIALIST (211)	3	25.7296	4,459.80	53,517.62
CCEA	STORES SPECIALIST (211)	4	27.0457	4,687.93	56,255.16
CCEA	STORES SPECIALIST (211)	5	28.4299	4,927.85	59,134.14
CCEA	STREET LIGHTS TECHNICIAN (331)	1	33.1378	5,743.88	68,926.52
CCEA	STREET LIGHTS TECHNICIAN (331)	2	34.8308	6,037.33	72,447.96
CCEA	STREET LIGHTS TECHNICIAN (331)	3	36.6115	6,345.99	76,151.92
CCEA	STREET LIGHTS TECHNICIAN (331)	4	38.4822	6,670.26	80,043.08
CCEA	STREET LIGHTS TECHNICIAN (331)	5	40.4478	7,010.94	84,131.32
CCEA	STREET MAINTENANCE CREW LEADER (323)	1	31.5263	5,464.55	65,574.60
CCEA	STREET MAINTENANCE CREW LEADER (323)	2	33.1378	5,743.88	68,926.52
CCEA	STREET MAINTENANCE CREW LEADER (323)	3	34.8308	6,037.33	72,447.96
CCEA	STREET MAINTENANCE CREW LEADER (323)	4	36.6115	6,345.99	76,151.92
CCEA	STREET MAINTENANCE CREW LEADER (323)	5	38.4822	6,670.26	80,043.08
CCEA	STRUCTURAL REHAB SPECIALIST (334)	1	38.0617	6,597.37	79,168.44
CCEA	STRUCTURAL REHAB SPECIALIST (334)	2	40.0071	6,934.57	83,214.82
CCEA	STRUCTURAL REHAB SPECIALIST (334)	3	42.0507	7,288.80	87,465.56
CCEA	STRUCTURAL REHAB SPECIALIST (334)	4	44.2001	7,661.36	91,936.26
CCEA	STRUCTURAL REHAB SPECIALIST (334)	5	46.4579	8,052.70	96,632.38
CCEA	SUBDRAIN CREWLEADER (324)	1	31.5263	5,464.55	65,574.60
CCEA	SUBDRAIN CREWLEADER (324)	2	33.1378	5,743.88	68,926.52
CCEA	SUBDRAIN CREWLEADER (324)	3	34.8308	6,037.33	72,447.96
CCEA	SUBDRAIN CREWLEADER (324)	4	36.6115	6,345.99	76,151.92
CCEA	SUBDRAIN CREWLEADER (324)	5	38.4822	6,670.26	80,043.08
CCEA	SUBDRAIN WORKER (302)	1	24.1154	4,180.00	50,159.98
CCEA	SUBDRAIN WORKER (302)	2	25.3490	4,393.83	52,725.92
CCEA	SUBDRAIN WORKER (302)	3	26.6447	4,618.42	55,421.08
CCEA	SUBDRAIN WORKER (302)	4	28.0092	4,854.94	58,259.24
CCEA	SUBDRAIN WORKER (302)	5	29.4084	5,097.45	61,169.42
CCEA	TELECOMMUNICATIONS ANALYST (430)	1	42.5417	7,373.90	88,486.84
CCEA	TELECOMMUNICATIONS ANALYST (430)	2	44.7156	7,750.71	93,008.50
CCEA	TELECOMMUNICATIONS ANALYST (430)	3	47.0005	8,146.75	97,761.04
CCEA	TELECOMMUNICATIONS ANALYST (430)	4	49.4028	8,563.14	102,757.72
CCEA	TELECOMMUNICATIONS ANALYST (430)	5	51.9264	9,000.57	108,006.86
CCEA	TRAFFIC PAINTER (308)	1	26.2490	4,549.83	54,597.92
CCEA	TRAFFIC PAINTER (308)	2	27.5927	4,782.74	57,392.92
CCEA	TRAFFIC PAINTER (308)	3	28.9798	5,023.16	60,277.88
CCEA	TRAFFIC PAINTER (308)	4	30.4463	5,277.35	63,328.20
CCEA	TRAFFIC PAINTER (308)	5	32.0027	5,547.14	66,565.72

# Culver CITY

## Salary Schedule

### Effective Date 09/12/2022

**Note:** For FIRE job titles, the printed hourly rates are for 40-hour employees. To determine the hourly rates for 56-hour employees, divide the annual rate by 2912. (Titles with two codes in parentheses indicate they are 40-hour & 56-hour positions. The first code is for 40-hr, the second one for 56-hr.)

Group	Title	Step	Hourly Rate	Monthly Rate	Annual Rate
CCEA	TRAFFIC PAINTING CREWLEADER (325)	1	32.0027	5,547.14	66,565.72
CCEA	TRAFFIC PAINTING CREWLEADER (325)	2	33.6369	5,830.39	69,964.70
CCEA	TRAFFIC PAINTING CREWLEADER (325)	3	35.3564	6,128.44	73,541.26
CCEA	TRAFFIC PAINTING CREWLEADER (325)	4	37.1635	6,441.67	77,300.08
CCEA	TRAFFIC PAINTING CREWLEADER (325)	5	39.0619	6,770.73	81,248.70
CCEA	TRAFFIC SIGNAL TECHNICIAN (336)	1	39.0619	6,770.73	81,248.70
CCEA	TRAFFIC SIGNAL TECHNICIAN (336)	2	41.0585	7,116.81	85,401.68
CCEA	TRAFFIC SIGNAL TECHNICIAN (336)	3	43.1562	7,480.42	89,765.00
CCEA	TRAFFIC SIGNAL TECHNICIAN (336)	4	45.3616	7,862.68	94,352.18
CCEA	TRAFFIC SIGNAL TECHNICIAN (336)	5	47.6798	8,264.49	99,173.88
CCEA	TRAINING & SAFETY INSTRUCTOR (414)	1	35.7103	6,189.78	74,277.32
CCEA	TRAINING & SAFETY INSTRUCTOR (414)	2	37.5354	6,506.13	78,073.58
CCEA	TRAINING & SAFETY INSTRUCTOR (414)	3	39.4529	6,838.50	82,061.98
CCEA	TRAINING & SAFETY INSTRUCTOR (414)	4	41.4701	7,188.16	86,257.86
CCEA	TRAINING & SAFETY INSTRUCTOR (414)	5	43.5892	7,555.47	90,665.64
CCEA	TRANSIT OPERATIONS SUPERVISOR (407)	1	35.6728	6,183.28	74,199.32
CCEA	TRANSIT OPERATIONS SUPERVISOR (407)	2	37.4958	6,499.26	77,991.16
CCEA	TRANSIT OPERATIONS SUPERVISOR (407)	3	39.4122	6,831.46	81,977.48
CCEA	TRANSIT OPERATIONS SUPERVISOR (407)	4	41.4255	7,180.42	86,165.04
CCEA	TRANSIT OPERATIONS SUPERVISOR (407)	5	43.5436	7,547.56	90,570.74
CCEA	URBAN FORESTER (316)	1	30.1441	5,224.98	62,699.78
CCEA	URBAN FORESTER (316)	2	31.6850	5,492.07	65,904.80
CCEA	URBAN FORESTER (316)	3	33.3029	5,772.50	69,269.98
CCEA	URBAN FORESTER (316)	4	35.0049	6,067.51	72,810.14
CCEA	URBAN FORESTER (316)	5	36.7941	6,377.65	76,531.78
CCEA	VAN DRIVER (300)	1	21.2882	3,689.96	44,279.56
CCEA	VAN DRIVER (300)	2	22.2661	3,859.46	46,313.54
CCEA	VAN DRIVER (300)	3	23.4050	4,056.87	48,682.40
CCEA	VAN DRIVER (300)	4	24.6012	4,264.22	51,170.60
CCEA	VAN DRIVER (300)	5	25.8588	4,482.18	53,786.20
CCEA	WAREHOUSE SUPERVISOR (401)	1	29.1879	5,059.23	60,710.78
CCEA	WAREHOUSE SUPERVISOR (401)	2	30.6816	5,318.15	63,817.78
CCEA	WAREHOUSE SUPERVISOR (401)	3	32.2120	5,583.41	67,000.96
CCEA	WAREHOUSE SUPERVISOR (401)	4	33.8548	5,868.16	70,417.88
CCEA	WAREHOUSE SUPERVISOR (401)	5	35.5851	6,168.09	74,017.06
CCEA	WEBMASTER (441)	1	47.2058	8,182.33	98,187.96
CCEA	WEBMASTER (441)	2	49.6190	8,600.63	103,207.52
CCEA	WEBMASTER (441)	3	52.1544	9,040.09	108,481.10
CCEA	WEBMASTER (441)	4	54.8195	9,502.05	114,024.56
CCEA	WEBMASTER (441)	5	57.6203	9,987.51	119,850.12

# Culver CITY

## Salary Schedule

### Effective Date 09/12/2022

**Note:** For FIRE job titles, the printed hourly rates are for 40-hour employees. To determine the hourly rates for 56-hour employees, divide the annual rate by 2912. (Titles with two codes in parentheses indicate they are 40-hour & 56-hour positions. The first code is for 40-hr, the second one for 56-hr.)

Group	Title	Step	Hourly Rate	Monthly Rate	Annual Rate
CCEA	WELDER (320)	1	30.2915	5,250.53	63,006.32
CCEA	WELDER (320)	2	31.8398	5,518.89	66,226.68
CCEA	WELDER (320)	3	33.4663	5,800.82	69,609.80
CCEA	WELDER (320)	4	35.3512	6,127.55	73,530.60
CCEA	WELDER (320)	5	36.9743	6,408.87	76,906.44
CCEA	WELDER-REG PT (320R)	1	30.2915	5,250.53	63,006.32
CCEA	WELDER-REG PT (320R)	2	31.8398	5,518.89	66,226.68
CCEA	WELDER-REG PT (320R)	3	33.4663	5,800.82	69,609.80



# Culver CITY

## Salary Schedule

### Effective Date 09/12/2022

**Note:** For FIRE job titles, the printed hourly rates are for 40-hour employees. To determine the hourly rates for 56-hour employees, divide the annual rate by 2912. (Titles with two codes in parentheses indicate they are 40-hour & 56-hour positions. The first code is for 40-hr, the second one for 56-hr.)

Group	Title	Step	Hourly Rate	Monthly Rate	Annual Rate
CCMG	ACCOUNTG & INVESTMENTS MANAGER (837)	1	56.7940	9,844.29	118,131.52
CCMG	ACCOUNTG & INVESTMENTS MANAGER (837)	2	59.6967	10,347.44	124,169.24
CCMG	ACCOUNTG & INVESTMENTS MANAGER (837)	3	62.7461	10,876.00	130,511.94
CCMG	ACCOUNTG & INVESTMENTS MANAGER (837)	4	65.9531	11,431.88	137,182.50
CCMG	ACCOUNTG & INVESTMENTS MANAGER (837)	5	69.3229	12,015.97	144,191.58
CCMG	ACCOUNTING OPERATIONS MANAGER (803)	1	51.6308	8,949.33	107,391.96
CCMG	ACCOUNTING OPERATIONS MANAGER (803)	2	54.2697	9,406.76	112,881.08
CCMG	ACCOUNTING OPERATIONS MANAGER (803)	3	57.0420	9,887.28	118,647.36
CCMG	ACCOUNTING OPERATIONS MANAGER (803)	4	59.9573	10,392.59	124,711.08
CCMG	ACCOUNTING OPERATIONS MANAGER (803)	5	63.0209	10,923.62	131,083.42
CCMG	ADVANCE PLANNING MANAGER (826)	1	66.9044	11,596.76	139,161.10
CCMG	ADVANCE PLANNING MANAGER (826)	2	70.3242	12,189.54	146,274.44
CCMG	ADVANCE PLANNING MANAGER (826)	3	73.9177	12,812.41	153,748.92
CCMG	ADVANCE PLANNING MANAGER (826)	4	77.6949	13,467.11	161,605.34
CCMG	ADVANCE PLANNING MANAGER (826)	5	81.6642	14,155.14	169,861.64
CCMG	ASSISTANT CITY ATTORNEY (818)	1	85.6392	14,844.14	178,129.64
CCMG	ASSISTANT CITY ATTORNEY (818)	2	90.0170	15,602.95	187,235.36
CCMG	ASSISTANT CITY ATTORNEY (818)	3	94.6160	16,400.11	196,801.28
CCMG	ASSISTANT CITY ATTORNEY (818)	4	99.4500	17,238.00	206,856.00
CCMG	ASSISTANT CITY ATTORNEY (818)	5	104.5310	18,118.71	217,424.48
CCMG	ASST CHIEF FINANCIAL OFFICER (824)	1	70.3242	12,189.54	146,274.44
CCMG	ASST CHIEF FINANCIAL OFFICER (824)	2	73.9177	12,812.41	153,748.92
CCMG	ASST CHIEF FINANCIAL OFFICER (824)	3	77.6949	13,467.11	161,605.34
CCMG	ASST CHIEF FINANCIAL OFFICER (824)	4	81.6642	14,155.14	169,861.64
CCMG	ASST CHIEF FINANCIAL OFFICER (824)	5	85.8376	14,878.52	178,542.26
CCMG	ASST CHIEF TRANSPRTN OFFICER (821)	1	64.9326	11,254.99	135,059.86
CCMG	ASST CHIEF TRANSPRTN OFFICER (821)	2	68.2507	11,830.13	141,961.56
CCMG	ASST CHIEF TRANSPRTN OFFICER (821)	3	71.7378	12,434.54	149,214.52
CCMG	ASST CHIEF TRANSPRTN OFFICER (821)	4	75.4034	13,069.92	156,839.02
CCMG	ASST CHIEF TRANSPRTN OFFICER (821)	5	79.2564	13,737.77	164,853.26
CCMG	ASST ENVRN PROGAMS/OPS MGR (832)	1	53.7299	9,313.18	111,758.14
CCMG	ASST ENVRN PROGAMS/OPS MGR (832)	2	56.4765	9,789.26	117,471.12
CCMG	ASST ENVRN PROGAMS/OPS MGR (832)	3	59.3625	10,289.50	123,474.00
CCMG	ASST ENVRN PROGAMS/OPS MGR (832)	4	62.3955	10,815.22	129,782.64
CCMG	ASST ENVRN PROGAMS/OPS MGR (832)	5	65.5828	11,367.68	136,412.12
CCMG	ASST MAINT OPERATIONS MANAGER (823)	1	47.6727	8,263.28	99,159.32
CCMG	ASST MAINT OPERATIONS MANAGER (823)	2	50.1084	8,685.45	104,225.42
CCMG	ASST MAINT OPERATIONS MANAGER (823)	3	52.6687	9,129.25	109,551.00
CCMG	ASST MAINT OPERATIONS MANAGER (823)	4	55.3603	9,595.78	115,149.32

# Culver CITY

## Salary Schedule

### Effective Date 09/12/2022

**Note:** For FIRE job titles, the printed hourly rates are for 40-hour employees. To determine the hourly rates for 56-hour employees, divide the annual rate by 2912. (Titles with two codes in parentheses indicate they are 40-hour & 56-hour positions. The first code is for 40-hr, the second one for 56-hr.)

Group	Title	Step	Hourly Rate	Monthly Rate	Annual Rate
CCMG	ASST MAINT OPERATIONS MANAGER (823)	5	58.1901	10,086.29	121,035.46
CCMG	BUDGET & FINANCIAL OPS MANAGER (804)	1	56.7940	9,844.29	118,131.52
CCMG	BUDGET & FINANCIAL OPS MANAGER (804)	2	59.6967	10,347.44	124,169.24
CCMG	BUDGET & FINANCIAL OPS MANAGER (804)	3	62.7461	10,876.00	130,511.94
CCMG	BUDGET & FINANCIAL OPS MANAGER (804)	4	65.9531	11,431.88	137,182.50
CCMG	BUDGET & FINANCIAL OPS MANAGER (804)	5	69.3229	12,015.97	144,191.58
CCMG	BUDGET MANAGEMENT ANALYST (709)	1	43.3655	7,516.69	90,200.24
CCMG	BUDGET MANAGEMENT ANALYST (709)	2	45.5821	7,900.90	94,810.82
CCMG	BUDGET MANAGEMENT ANALYST (709)	3	47.9113	8,304.62	99,655.40
CCMG	BUDGET MANAGEMENT ANALYST (709)	4	50.3593	8,728.94	104,747.24
CCMG	BUDGET MANAGEMENT ANALYST (709)	5	52.9320	9,174.88	110,098.56
CCMG	BUILDING MAINTENANCE SUPV (706)	1	40.6459	7,045.29	84,543.42
CCMG	BUILDING MAINTENANCE SUPV (706)	2	42.7230	7,405.32	88,863.84
CCMG	BUILDING MAINTENANCE SUPV (706)	3	44.9065	7,783.79	93,405.52
CCMG	BUILDING MAINTENANCE SUPV (706)	4	47.2014	8,181.57	98,178.86
CCMG	BUILDING MAINTENANCE SUPV (706)	5	49.6125	8,599.50	103,194.00
CCMG	BUILDING OFFICIAL (817)	1	68.9349	11,948.71	143,384.54
CCMG	BUILDING OFFICIAL (817)	2	72.4576	12,559.32	150,711.86
CCMG	BUILDING OFFICIAL (817)	3	76.1601	13,201.09	158,413.06
CCMG	BUILDING OFFICIAL (817)	4	80.0497	13,875.29	166,503.48
CCMG	BUILDING OFFICIAL (817)	5	84.1426	14,584.72	175,016.66
CCMG	CITY CLERK (828)	1	70.3242	12,189.54	146,274.44
CCMG	CITY CLERK (828)	2	73.9177	12,812.41	153,748.92
CCMG	CITY CLERK (828)	3	77.6949	13,467.11	161,605.34
CCMG	CITY CLERK (828)	4	81.6642	14,155.14	169,861.64
CCMG	CITY CLERK (828)	5	85.8376	14,878.52	178,542.26
CCMG	CLAIMS & SAFETY COORDINATOR (711)	1	44.0192	7,630.00	91,560.04
CCMG	CLAIMS & SAFETY COORDINATOR (711)	2	46.2688	8,019.92	96,239.00
CCMG	CLAIMS & SAFETY COORDINATOR (711)	3	48.6334	8,429.79	101,157.42
CCMG	CLAIMS & SAFETY COORDINATOR (711)	4	51.1179	8,860.43	106,325.18
CCMG	CLAIMS & SAFETY COORDINATOR (711)	5	53.7299	9,313.18	111,758.14
CCMG	COMMUNICATION SUPERVISOR (830)	1	44.0610	7,637.24	91,646.88
CCMG	COMMUNICATION SUPERVISOR (830)	2	46.3137	8,027.72	96,332.60
CCMG	COMMUNICATION SUPERVISOR (830)	3	48.6800	8,437.87	101,254.40
CCMG	COMMUNICATION SUPERVISOR (830)	4	51.1664	8,868.84	106,426.06
CCMG	COMMUNICATION SUPERVISOR (830)	5	53.7819	9,322.19	111,866.30
CCMG	CULTURAL AFFAIRS MANAGER (724)	1	56.7940	9,844.29	118,131.52
CCMG	CULTURAL AFFAIRS MANAGER (724)	2	59.6967	10,347.44	124,169.24
CCMG	CULTURAL AFFAIRS MANAGER (724)	3	62.7461	10,876.00	130,511.94
CCMG	CULTURAL AFFAIRS MANAGER (724)	4	65.9531	11,431.88	137,182.50
CCMG	CULTURAL AFFAIRS MANAGER (724)	5	69.3229	12,015.97	144,191.58

# Culver CITY

## Salary Schedule

### Effective Date 09/12/2022

**Note:** For FIRE job titles, the printed hourly rates are for 40-hour employees. To determine the hourly rates for 56-hour employees, divide the annual rate by 2912. (Titles with two codes in parentheses indicate they are 40-hour & 56-hour positions. The first code is for 40-hr, the second one for 56-hr.)

Group	Title	Step	Hourly Rate	Monthly Rate	Annual Rate
CCMG	CURRENT PLANNING MANAGER (831)	1	66.9044	11,596.76	139,161.10
CCMG	CURRENT PLANNING MANAGER (831)	2	70.3242	12,189.54	146,274.44
CCMG	CURRENT PLANNING MANAGER (831)	3	73.9177	12,812.41	153,748.92
CCMG	CURRENT PLANNING MANAGER (831)	4	77.6949	13,467.11	161,605.34
CCMG	CURRENT PLANNING MANAGER (831)	5	81.6642	14,155.14	169,861.64
CCMG	DEP CMTY DEV DIR/ECON DEV MGR (819)	1	70.3242	12,189.54	146,274.44
CCMG	DEP CMTY DEV DIR/ECON DEV MGR (819)	2	73.9177	12,812.41	153,748.92
CCMG	DEP CMTY DEV DIR/ECON DEV MGR (819)	3	77.6949	13,467.11	161,605.34
CCMG	DEP CMTY DEV DIR/ECON DEV MGR (819)	4	81.6642	14,155.14	169,861.64
CCMG	DEP CMTY DEV DIR/ECON DEV MGR (819)	5	85.8376	14,878.52	178,542.26
CCMG	DEP CMTY DEV DIR/PLANNING MGR (816)	1	66.9044	11,596.76	139,161.10
CCMG	DEP CMTY DEV DIR/PLANNING MGR (816)	2	70.3242	12,189.54	146,274.44
CCMG	DEP CMTY DEV DIR/PLANNING MGR (816)	3	73.9177	12,812.41	153,748.92
CCMG	DEP CMTY DEV DIR/PLANNING MGR (816)	4	77.6949	13,467.11	161,605.34
CCMG	DEP CMTY DEV DIR/PLANNING MGR (816)	5	81.6642	14,155.14	169,861.64
CCMG	DEPUTY BUILDING OFFICIAL (835)	1	56.7940	9,844.29	118,131.52
CCMG	DEPUTY BUILDING OFFICIAL (835)	2	59.6967	10,347.44	124,169.24
CCMG	DEPUTY BUILDING OFFICIAL (835)	3	62.7461	10,876.00	130,511.94
CCMG	DEPUTY BUILDING OFFICIAL (835)	4	65.9531	11,431.88	137,182.50
CCMG	DEPUTY BUILDING OFFICIAL (835)	5	69.3229	12,015.97	144,191.58
CCMG	DEPUTY CITY ATTORNEY I (720)	1	60.2573	10,444.59	125,335.08
CCMG	DEPUTY CITY ATTORNEY I (720)	2	63.3366	10,978.35	131,740.18
CCMG	DEPUTY CITY ATTORNEY I (720)	3	66.5717	11,539.10	138,469.24
CCMG	DEPUTY CITY ATTORNEY I (720)	4	69.9729	12,128.63	145,543.58
CCMG	DEPUTY CITY ATTORNEY I (720)	5	73.5505	12,748.75	152,985.04
CCMG	DEPUTY CITY ATTORNEY II (721)	1	64.9326	11,254.99	135,059.86
CCMG	DEPUTY CITY ATTORNEY II (721)	2	68.2507	11,830.13	141,961.56
CCMG	DEPUTY CITY ATTORNEY II (721)	3	71.7378	12,434.54	149,214.52
CCMG	DEPUTY CITY ATTORNEY II (721)	4	75.4034	13,069.92	156,839.02
CCMG	DEPUTY CITY ATTORNEY II (721)	5	79.2564	13,737.77	164,853.26
CCMG	DEPUTY CITY ATTORNEY III (725)	1	73.3740	12,718.16	152,617.92
CCMG	DEPUTY CITY ATTORNEY III (725)	2	77.1234	13,368.05	160,416.62
CCMG	DEPUTY CITY ATTORNEY III (725)	3	81.0637	14,051.05	168,612.60
CCMG	DEPUTY CITY ATTORNEY III (725)	4	85.2059	14,769.02	177,228.22
CCMG	DEPUTY CITY ATTORNEY III (725)	5	89.5598	15,523.69	186,284.28
CCMG	DEPUTY CITY CLERK (841)	1	52.0554	9,022.93	108,275.18
CCMG	DEPUTY CITY CLERK (841)	2	54.7157	9,484.06	113,808.76
CCMG	DEPUTY CITY CLERK (841)	3	57.5112	9,968.62	119,623.40
CCMG	DEPUTY CITY CLERK (841)	4	60.4500	10,478.00	125,736.00
CCMG	DEPUTY CITY CLERK (841)	5	63.5383	11,013.30	132,159.56

# Culver CITY

## Salary Schedule

### Effective Date 09/12/2022

**Note:** For FIRE job titles, the printed hourly rates are for 40-hour employees. To determine the hourly rates for 56-hour employees, divide the annual rate by 2912. (Titles with two codes in parentheses indicate they are 40-hour & 56-hour positions. The first code is for 40-hr, the second one for 56-hr.)

Group	Title	Step	Hourly Rate	Monthly Rate	Annual Rate
CCMG	ECON DEV PROJECT MANAGER (718)	1	53.7299	9,313.18	111,758.14
CCMG	ECON DEV PROJECT MANAGER (718)	2	56.4765	9,789.26	117,471.12
CCMG	ECON DEV PROJECT MANAGER (718)	3	59.3625	10,289.50	123,474.00
CCMG	ECON DEV PROJECT MANAGER (718)	4	62.3955	10,815.22	129,782.64
CCMG	ECON DEV PROJECT MANAGER (718)	5	65.5828	11,367.68	136,412.12
CCMG	ECONOMIC DEV MANAGER (806)	1	53.7299	9,313.18	111,758.14
CCMG	ECONOMIC DEV MANAGER (806)	2	56.4765	9,789.26	117,471.12
CCMG	ECONOMIC DEV MANAGER (806)	3	59.3625	10,289.50	123,474.00
CCMG	ECONOMIC DEV MANAGER (806)	4	62.3955	10,815.22	129,782.64
CCMG	ECONOMIC DEV MANAGER (806)	5	65.5828	11,367.68	136,412.12
CCMG	EMERGENCY PREPAREDNESS COORD (712)	1	45.8046	7,939.47	95,273.62
CCMG	EMERGENCY PREPAREDNESS COORD (712)	2	48.1455	8,345.22	100,142.64
CCMG	EMERGENCY PREPAREDNESS COORD (712)	3	50.6048	8,771.49	105,257.88
CCMG	EMERGENCY PREPAREDNESS COORD (712)	4	53.1915	9,219.86	110,638.32
CCMG	EMERGENCY PREPAREDNESS COORD (712)	5	55.9094	9,690.96	116,291.50
CCMG	ENFORCMENT SERVICES MANAGER (800)	1	53.7299	9,313.18	111,758.14
CCMG	ENFORCMENT SERVICES MANAGER (800)	2	56.4765	9,789.26	117,471.12
CCMG	ENFORCMENT SERVICES MANAGER (800)	3	59.3625	10,289.50	123,474.00
CCMG	ENFORCMENT SERVICES MANAGER (800)	4	62.3955	10,815.22	129,782.64
CCMG	ENFORCMENT SERVICES MANAGER (800)	5	65.5828	11,367.68	136,412.12
CCMG	ENGINEERING SERVICES MANAGER (814)	1	64.6085	11,198.81	134,385.68
CCMG	ENGINEERING SERVICES MANAGER (814)	2	67.9105	11,771.15	141,253.84
CCMG	ENGINEERING SERVICES MANAGER (814)	3	71.3804	12,372.60	148,471.18
CCMG	ENGINEERING SERVICES MANAGER (814)	4	75.0291	13,005.05	156,060.58
CCMG	ENGINEERING SERVICES MANAGER (814)	5	78.8613	13,669.28	164,031.40
CCMG	ENVIRONMENTAL COORDINATOR (722)	1	44.9065	7,783.79	93,405.52
CCMG	ENVIRONMENTAL COORDINATOR (722)	2	47.2014	8,181.57	98,178.86
CCMG	ENVIRONMENTAL COORDINATOR (722)	3	49.6125	8,599.50	103,194.00
CCMG	ENVIRONMENTAL COORDINATOR (722)	4	52.1487	9,039.12	108,469.40
CCMG	ENVIRONMENTAL COORDINATOR (722)	5	54.8132	9,500.96	114,011.56
CCMG	ENVIRONMENTAL PROGS/OPS MANAGE (815)	1	64.6085	11,198.81	134,385.68
CCMG	ENVIRONMENTAL PROGS/OPS MANAGE (815)	2	67.9105	11,771.15	141,253.84
CCMG	ENVIRONMENTAL PROGS/OPS MANAGE (815)	3	71.3804	12,372.60	148,471.18
CCMG	ENVIRONMENTAL PROGS/OPS MANAGE (815)	4	75.0291	13,005.05	156,060.58
CCMG	ENVIRONMENTAL PROGS/OPS MANAGE (815)	5	78.8613	13,669.28	164,031.40
CCMG	FACILITY MAINT SUPERVISOR (730)	1	47.6727	8,263.28	99,159.32
CCMG	FACILITY MAINT SUPERVISOR (730)	2	50.1084	8,685.45	104,225.42
CCMG	FACILITY MAINT SUPERVISOR (730)	3	52.6687	9,129.25	109,551.00
CCMG	FACILITY MAINT SUPERVISOR (730)	4	55.3603	9,595.78	115,149.32

# Culver CITY

## Salary Schedule

### Effective Date 09/12/2022

**Note:** For FIRE job titles, the printed hourly rates are for 40-hour employees. To determine the hourly rates for 56-hour employees, divide the annual rate by 2912. (Titles with two codes in parentheses indicate they are 40-hour & 56-hour positions. The first code is for 40-hr, the second one for 56-hr.)

Group	Title	Step	Hourly Rate	Monthly Rate	Annual Rate
CCMG	FACILITY MAINT SUPERVISOR (730)	5	58.1901	10,086.29	121,035.46
CCMG	FACILITY MAINT/ELEC SUPERVISOR (733)	1	47.6727	8,263.28	99,159.32
CCMG	FACILITY MAINT/ELEC SUPERVISOR (733)	2	50.1084	8,685.45	104,225.42
CCMG	FACILITY MAINT/ELEC SUPERVISOR (733)	3	52.6687	9,129.25	109,551.00
CCMG	FACILITY MAINT/ELEC SUPERVISOR (733)	4	55.3603	9,595.78	115,149.32
CCMG	FACILITY MAINT/ELEC SUPERVISOR (733)	5	58.1901	10,086.29	121,035.46
CCMG	FINANCE MANAGER (838)	1	66.9044	11,596.76	139,161.10
CCMG	FINANCE MANAGER (838)	2	70.3242	12,189.54	146,274.44
CCMG	FINANCE MANAGER (838)	3	73.9177	12,812.41	153,748.92
CCMG	FINANCE MANAGER (838)	4	77.6949	13,467.11	161,605.34
CCMG	FINANCE MANAGER (838)	5	81.6642	14,155.14	169,861.64
CCMG	FINANCIAL SYSTM/PURCHASING MGR (836)	1	56.7940	9,844.29	118,131.52
CCMG	FINANCIAL SYSTM/PURCHASING MGR (836)	2	59.6967	10,347.44	124,169.24
CCMG	FINANCIAL SYSTM/PURCHASING MGR (836)	3	62.7461	10,876.00	130,511.94
CCMG	FINANCIAL SYSTM/PURCHASING MGR (836)	4	65.9531	11,431.88	137,182.50
CCMG	FINANCIAL SYSTM/PURCHASING MGR (836)	5	69.3229	12,015.97	144,191.58
CCMG	FLEET SERVICES MANAGER (811)	1	58.1901	10,086.29	121,035.46
CCMG	FLEET SERVICES MANAGER (811)	2	61.1629	10,601.57	127,218.78
CCMG	FLEET SERVICES MANAGER (811)	3	64.2876	11,143.19	133,718.26
CCMG	FLEET SERVICES MANAGER (811)	4	67.5728	11,712.61	140,551.32
CCMG	FLEET SERVICES MANAGER (811)	5	71.0268	12,311.30	147,735.64
CCMG	FORENSIC SUPERVISOR (736)	1	50.5534	8,762.59	105,151.02
CCMG	FORENSIC SUPERVISOR (736)	2	53.0856	9,201.51	110,418.10
CCMG	FORENSIC SUPERVISOR (736)	3	55.7446	9,662.40	115,948.82
CCMG	FORENSIC SUPERVISOR (736)	4	58.5368	10,146.37	121,756.44
CCMG	FORENSIC SUPERVISOR (736)	5	61.4689	10,654.61	127,855.26
CCMG	HOUSING & RENT STABILIZATION M (809)	1	66.9044	11,596.76	139,161.10
CCMG	HOUSING & RENT STABILIZATION M (809)	2	70.3242	12,189.54	146,274.44
CCMG	HOUSING & RENT STABILIZATION M (809)	3	73.9177	12,812.41	153,748.92
CCMG	HOUSING & RENT STABILIZATION M (809)	4	77.6949	13,467.11	161,605.34
CCMG	HOUSING & RENT STABILIZATION M (809)	5	81.6642	14,155.14	169,861.64
CCMG	HOUSING PROGRAMS SUPERVISOR (827)	1	43.3299	7,510.51	90,126.14
CCMG	HOUSING PROGRAMS SUPERVISOR (827)	2	45.4962	7,886.02	94,632.20
CCMG	HOUSING PROGRAMS SUPERVISOR (827)	3	47.7712	8,280.35	99,364.20
CCMG	HOUSING PROGRAMS SUPERVISOR (827)	4	50.1598	8,694.36	104,332.28
CCMG	HOUSING PROGRAMS SUPERVISOR (827)	5	52.6678	9,129.08	109,548.92
CCMG	HUMAN RESOURCES ANALYST (702)	1	40.0426	6,940.72	83,288.66
CCMG	HUMAN RESOURCES ANALYST (702)	2	42.0890	7,295.43	87,545.12
CCMG	HUMAN RESOURCES ANALYST (702)	3	44.2394	7,668.16	92,017.90
CCMG	HUMAN RESOURCES ANALYST (702)	4	46.5000	8,060.00	96,720.00
CCMG	HUMAN RESOURCES ANALYST (702)	5	48.8756	8,471.78	101,661.30

# Culver CITY

## Salary Schedule

### Effective Date 09/12/2022

**Note:** For FIRE job titles, the printed hourly rates are for 40-hour employees. To determine the hourly rates for 56-hour employees, divide the annual rate by 2912. (Titles with two codes in parentheses indicate they are 40-hour & 56-hour positions. The first code is for 40-hr, the second one for 56-hr.)

Group	Title	Step	Hourly Rate	Monthly Rate	Annual Rate
CCMG	HUMAN RESOURCES ANALYST Y-RATE (796)	1	64.9326	11,254.99	135,059.86
CCMG	LEGAL OPERATIONS MANAGER (715)	1	47.6727	8,263.28	99,159.32
CCMG	LEGAL OPERATIONS MANAGER (715)	2	50.1084	8,685.45	104,225.42
CCMG	LEGAL OPERATIONS MANAGER (715)	3	52.6687	9,129.25	109,551.00
CCMG	LEGAL OPERATIONS MANAGER (715)	4	55.3603	9,595.78	115,149.32
CCMG	LEGAL OPERATIONS MANAGER (715)	5	58.1901	10,086.29	121,035.46
CCMG	MAINTENANCE OPERATIONS MGR (813)	1	58.7726	10,187.26	122,247.06
CCMG	MAINTENANCE OPERATIONS MGR (813)	2	61.7760	10,707.84	128,494.08
CCMG	MAINTENANCE OPERATIONS MGR (813)	3	64.9326	11,254.99	135,059.86
CCMG	MAINTENANCE OPERATIONS MGR (813)	4	68.2507	11,830.13	141,961.56
CCMG	MAINTENANCE OPERATIONS MGR (813)	5	71.7378	12,434.54	149,214.52
CCMG	MANAGEMENT ANALYST (703)	1	40.0426	6,940.72	83,288.66
CCMG	MANAGEMENT ANALYST (703)	2	42.0890	7,295.43	87,545.12
CCMG	MANAGEMENT ANALYST (703)	3	44.2394	7,668.16	92,017.90
CCMG	MANAGEMENT ANALYST (703)	4	46.5000	8,060.00	96,720.00
CCMG	MANAGEMENT ANALYST (703)	5	48.8756	8,471.78	101,661.30
CCMG	MOBILITY & TRAFFIC ENGNRG MGR (801)	1	70.3242	12,189.54	146,274.44
CCMG	MOBILITY & TRAFFIC ENGNRG MGR (801)	2	73.9177	12,812.41	153,748.92
CCMG	MOBILITY & TRAFFIC ENGNRG MGR (801)	3	77.6949	13,467.11	161,605.34
CCMG	MOBILITY & TRAFFIC ENGNRG MGR (801)	4	81.6642	14,155.14	169,861.64
CCMG	MOBILITY & TRAFFIC ENGNRG MGR (801)	5	85.8376	14,878.52	178,542.26
CCMG	PARK MAINTENANCE SUPERVISOR (700)	1	39.0561	6,769.73	81,236.74
CCMG	PARK MAINTENANCE SUPERVISOR (700)	2	41.0523	7,115.72	85,388.68
CCMG	PARK MAINTENANCE SUPERVISOR (700)	3	43.1502	7,479.38	89,752.52
CCMG	PARK MAINTENANCE SUPERVISOR (700)	4	45.3545	7,861.45	94,337.36
CCMG	PARK MAINTENANCE SUPERVISOR (700)	5	47.6727	8,263.28	99,159.32
CCMG	PARKS MANAGER (802)	1	52.6138	9,119.72	109,436.60
CCMG	PARKS MANAGER (802)	2	55.3022	9,585.72	115,028.68
CCMG	PARKS MANAGER (802)	3	58.1281	10,075.54	120,906.50
CCMG	PARKS MANAGER (802)	4	61.0995	10,590.58	127,086.96
CCMG	PARKS MANAGER (802)	5	64.2210	11,131.64	133,579.68
CCMG	PAYROLL ANALYST (726)	1	40.0426	6,940.72	83,288.66
CCMG	PAYROLL ANALYST (726)	2	42.0890	7,295.43	87,545.12
CCMG	PAYROLL ANALYST (726)	3	44.2394	7,668.16	92,017.90
CCMG	PAYROLL ANALYST (726)	4	46.5000	8,060.00	96,720.00
CCMG	PAYROLL ANALYST (726)	5	48.8756	8,471.78	101,661.30
CCMG	PAYROLL SUPERVISOR (732)	1	47.6727	8,263.28	99,159.32
CCMG	PAYROLL SUPERVISOR (732)	2	50.1084	8,685.45	104,225.42
CCMG	PAYROLL SUPERVISOR (732)	3	52.6687	9,129.25	109,551.00
CCMG	PAYROLL SUPERVISOR (732)	4	55.3603	9,595.78	115,149.32

# Culver CITY

## Salary Schedule

### Effective Date 09/12/2022

**Note:** For FIRE job titles, the printed hourly rates are for 40-hour employees. To determine the hourly rates for 56-hour employees, divide the annual rate by 2912. (Titles with two codes in parentheses indicate they are 40-hour & 56-hour positions. The first code is for 40-hr, the second one for 56-hr.)

Group	Title	Step	Hourly Rate	Monthly Rate	Annual Rate
CCMG	PAYROLL SUPERVISOR (732)	5	58.1901	10,086.29	121,035.46
CCMG	PROCURE & FINANCIAL SVCS MGR (820)	1	51.6308	8,949.33	107,391.96
CCMG	PROCURE & FINANCIAL SVCS MGR (820)	2	54.2697	9,406.76	112,881.08
CCMG	PROCURE & FINANCIAL SVCS MGR (820)	3	57.0420	9,887.28	118,647.36
CCMG	PROCURE & FINANCIAL SVCS MGR (820)	4	59.9573	10,392.59	124,711.08
CCMG	PROCURE & FINANCIAL SVCS MGR (820)	5	63.0209	10,923.62	131,083.42
CCMG	PURCHASING SUPERVISOR (735)	1	47.6727	8,263.28	99,159.32
CCMG	PURCHASING SUPERVISOR (735)	2	50.1084	8,685.45	104,225.42
CCMG	PURCHASING SUPERVISOR (735)	3	52.6687	9,129.25	109,551.00
CCMG	PURCHASING SUPERVISOR (735)	4	55.3603	9,595.78	115,149.32
CCMG	PURCHASING SUPERVISOR (735)	5	58.1901	10,086.29	121,035.46
CCMG	REC & COMM SVCS MGR (834)	1	57.9024	10,036.41	120,436.94
CCMG	REC & COMM SVCS MGR (834)	2	60.8606	10,549.18	126,590.10
CCMG	REC & COMM SVCS MGR (834)	3	63.9707	11,088.26	133,059.16
CCMG	REC & COMM SVCS MGR (834)	4	67.2398	11,654.89	139,858.68
CCMG	REC & COMM SVCS MGR (834)	5	70.6755	12,250.42	147,005.04
CCMG	REC & COMM SVCS SUPERVISOR (729)	1	39.2518	6,803.64	81,643.64
CCMG	REC & COMM SVCS SUPERVISOR (729)	2	41.2567	7,151.17	85,814.04
CCMG	REC & COMM SVCS SUPERVISOR (729)	3	43.3655	7,516.69	90,200.24
CCMG	REC & COMM SVCS SUPERVISOR (729)	4	45.5821	7,900.90	94,810.82
CCMG	REC & COMM SVCS SUPERVISOR (729)	5	47.9113	8,304.62	99,655.40
CCMG	RECREATION SUPERVISOR (701)	1	39.2518	6,803.64	81,643.64
CCMG	RECREATION SUPERVISOR (701)	2	41.2567	7,151.17	85,814.04
CCMG	RECREATION SUPERVISOR (701)	3	43.3655	7,516.69	90,200.24
CCMG	RECREATION SUPERVISOR (701)	4	45.5821	7,900.90	94,810.82
CCMG	RECREATION SUPERVISOR (701)	5	47.9113	8,304.62	99,655.40
CCMG	RENT STABILIZATION COORDINATOR (731)	1	47.6727	8,263.28	99,159.32
CCMG	RENT STABILIZATION COORDINATOR (731)	2	50.1084	8,685.45	104,225.42
CCMG	RENT STABILIZATION COORDINATOR (731)	3	52.6687	9,129.25	109,551.00
CCMG	RENT STABILIZATION COORDINATOR (731)	4	55.3603	9,595.78	115,149.32
CCMG	RENT STABILIZATION COORDINATOR (731)	5	58.1901	10,086.29	121,035.46
CCMG	REVENUE & BUDGET SUPERVISOR (727)	1	47.6727	8,263.28	99,159.32
CCMG	REVENUE & BUDGET SUPERVISOR (727)	2	50.1084	8,685.45	104,225.42
CCMG	REVENUE & BUDGET SUPERVISOR (727)	3	52.6687	9,129.25	109,551.00
CCMG	REVENUE & BUDGET SUPERVISOR (727)	4	55.3603	9,595.78	115,149.32
CCMG	REVENUE & BUDGET SUPERVISOR (727)	5	58.1901	10,086.29	121,035.46
CCMG	REVENUE OPERATIONS MANAGER (805)	1	51.6308	8,949.33	107,391.96
CCMG	REVENUE OPERATIONS MANAGER (805)	2	54.2697	9,406.76	112,881.08
CCMG	REVENUE OPERATIONS MANAGER (805)	3	57.0420	9,887.28	118,647.36
CCMG	REVENUE OPERATIONS MANAGER (805)	4	59.9573	10,392.59	124,711.08
CCMG	REVENUE OPERATIONS MANAGER (805)	5	63.0209	10,923.62	131,083.42

# Culver CITY

## Salary Schedule

### Effective Date 09/12/2022

**Note:** For FIRE job titles, the printed hourly rates are for 40-hour employees. To determine the hourly rates for 56-hour employees, divide the annual rate by 2912. (Titles with two codes in parentheses indicate they are 40-hour & 56-hour positions. The first code is for 40-hr, the second one for 56-hr.)

Group	Title	Step	Hourly Rate	Monthly Rate	Annual Rate
CCMG	RISK MANAGER (839)	1	66.9044	11,596.76	139,161.10
CCMG	RISK MANAGER (839)	2	70.3242	12,189.54	146,274.44
CCMG	RISK MANAGER (839)	3	73.9177	12,812.41	153,748.92
CCMG	RISK MANAGER (839)	4	77.6949	13,467.11	161,605.34
CCMG	RISK MANAGER (839)	5	81.6642	14,155.14	169,861.64
CCMG	SAFETY & TRAINING COORDINATOR (728)	1	42.5417	7,373.90	88,486.84
CCMG	SAFETY & TRAINING COORDINATOR (728)	2	44.7156	7,750.71	93,008.50
CCMG	SAFETY & TRAINING COORDINATOR (728)	3	47.0005	8,146.75	97,761.04
CCMG	SAFETY & TRAINING COORDINATOR (728)	4	49.4028	8,563.14	102,757.72
CCMG	SAFETY & TRAINING COORDINATOR (728)	5	51.9264	9,000.57	108,006.86
CCMG	SENIOR ACCOUNTANT (707)	1	41.2567	7,151.17	85,814.04
CCMG	SENIOR ACCOUNTANT (707)	2	43.3655	7,516.69	90,200.24
CCMG	SENIOR ACCOUNTANT (707)	3	45.5821	7,900.90	94,810.82
CCMG	SENIOR ACCOUNTANT (707)	4	47.9113	8,304.62	99,655.40
CCMG	SENIOR ACCOUNTANT (707)	5	50.3593	8,728.94	104,747.24
CCMG	SPECIAL EVENTS COORDINATOR (708)	1	49.8610	8,642.57	103,710.88
CCMG	SPECIAL EVENTS COORDINATOR (708)	2	52.4092	9,084.27	109,011.24
CCMG	SPECIAL EVENTS COORDINATOR (708)	3	55.0873	9,548.46	114,581.48
CCMG	SPECIAL EVENTS COORDINATOR (708)	4	57.9024	10,036.41	120,436.94
CCMG	SPECIAL EVENTS COORDINATOR (708)	5	60.8606	10,549.18	126,590.10
CCMG	SR & SOCIAL SERVICES MANAGER (810)	1	57.9024	10,036.41	120,436.94
CCMG	SR & SOCIAL SERVICES MANAGER (810)	2	60.8606	10,549.18	126,590.10
CCMG	SR & SOCIAL SERVICES MANAGER (810)	3	63.9707	11,088.26	133,059.16
CCMG	SR & SOCIAL SERVICES MANAGER (810)	4	67.2398	11,654.89	139,858.68
CCMG	SR & SOCIAL SERVICES MANAGER (810)	5	70.6755	12,250.42	147,005.04
CCMG	SR BUILDING & SAFETY INSPECTOR (705)	1	40.2420	6,975.28	83,703.36
CCMG	SR BUILDING & SAFETY INSPECTOR (705)	2	42.2995	7,331.91	87,982.96
CCMG	SR BUILDING & SAFETY INSPECTOR (705)	3	44.4611	7,706.60	92,479.14
CCMG	SR BUILDING & SAFETY INSPECTOR (705)	4	46.7327	8,100.34	97,204.12
CCMG	SR BUILDING & SAFETY INSPECTOR (705)	5	49.1206	8,514.24	102,170.90
CCMG	SR CIVIL ENGINEER (719)	1	57.6147	9,986.56	119,838.68
CCMG	SR CIVIL ENGINEER (719)	2	60.5582	10,496.76	125,961.16
CCMG	SR CIVIL ENGINEER (719)	3	63.6524	11,033.08	132,396.94
CCMG	SR CIVIL ENGINEER (719)	4	66.9044	11,596.76	139,161.10
CCMG	SR CIVIL ENGINEER (719)	5	70.3242	12,189.54	146,274.44
CCMG	SR FIN SYSTEMS BUSINESS ANLST (716)	1	48.8756	8,471.78	101,661.30
CCMG	SR FIN SYSTEMS BUSINESS ANLST (716)	2	51.3739	8,904.81	106,857.66
CCMG	SR FIN SYSTEMS BUSINESS ANLST (716)	3	53.9991	9,359.85	112,318.18
CCMG	SR FIN SYSTEMS BUSINESS ANLST (716)	4	56.7580	9,838.05	118,056.64
CCMG	SR FIN SYSTEMS BUSINESS ANLST (716)	5	59.6586	10,340.83	124,089.94



# Culver CITY

## Salary Schedule

### Effective Date 09/12/2022

**Note:** For FIRE job titles, the printed hourly rates are for 40-hour employees. To determine the hourly rates for 56-hour employees, divide the annual rate by 2912. (Titles with two codes in parentheses indicate they are 40-hour & 56-hour positions. The first code is for 40-hr, the second one for 56-hr.)

Group	Title	Step	Hourly Rate	Monthly Rate	Annual Rate
CCMG	SR HUMAN RESOURCES EQUITY MGR (833)	1	66.9044	11,596.76	139,161.10
CCMG	SR HUMAN RESOURCES EQUITY MGR (833)	2	70.3242	12,189.54	146,274.44
CCMG	SR HUMAN RESOURCES EQUITY MGR (833)	3	73.9177	12,812.41	153,748.92
CCMG	SR HUMAN RESOURCES EQUITY MGR (833)	4	77.6949	13,467.11	161,605.34
CCMG	SR HUMAN RESOURCES EQUITY MGR (833)	5	81.6642	14,155.14	169,861.64
CCMG	SR MANAGEMENT ANALYST (713)	1	47.6727	8,263.28	99,159.32
CCMG	SR MANAGEMENT ANALYST (713)	2	50.1084	8,685.45	104,225.42
CCMG	SR MANAGEMENT ANALYST (713)	3	52.6687	9,129.25	109,551.00
CCMG	SR MANAGEMENT ANALYST (713)	4	55.3603	9,595.78	115,149.32
CCMG	SR MANAGEMENT ANALYST (713)	5	58.1901	10,086.29	121,035.46
CCMG	SR MANAGEMENT ANALYST/BUDGET (714)	1	47.6727	8,263.28	99,159.32
CCMG	SR MANAGEMENT ANALYST/BUDGET (714)	2	50.1084	8,685.45	104,225.42
CCMG	SR MANAGEMENT ANALYST/BUDGET (714)	3	52.6687	9,129.25	109,551.00
CCMG	SR MANAGEMENT ANALYST/BUDGET (714)	4	55.3603	9,595.78	115,149.32
CCMG	SR MANAGEMENT ANALYST/BUDGET (714)	5	58.1901	10,086.29	121,035.46
CCMG	SR MGMT ANLYST Y-RATE (795)	1	57.3874	9,947.15	119,365.74
CCMG	SR PLANNER (717)	1	51.6308	8,949.33	107,391.96
CCMG	SR PLANNER (717)	2	54.2697	9,406.76	112,881.08
CCMG	SR PLANNER (717)	3	57.0420	9,887.28	118,647.36
CCMG	SR PLANNER (717)	4	59.9573	10,392.59	124,711.08
CCMG	SR PLANNER (717)	5	63.0209	10,923.62	131,083.42
CCMG	SR SOLID WASTE & REC CRW SUPV (710)	1	47.6727	8,263.28	99,159.32
CCMG	SR SOLID WASTE & REC CRW SUPV (710)	2	50.1084	8,685.45	104,225.42
CCMG	SR SOLID WASTE & REC CRW SUPV (710)	3	52.6687	9,129.25	109,551.00
CCMG	SR SOLID WASTE & REC CRW SUPV (710)	4	55.3603	9,595.78	115,149.32
CCMG	SR SOLID WASTE & REC CRW SUPV (710)	5	58.1901	10,086.29	121,035.46
CCMG	STREET MAINTENANCE SUPERVISOR (734)	1	47.6727	8,263.28	99,159.32
CCMG	STREET MAINTENANCE SUPERVISOR (734)	2	50.1084	8,685.45	104,225.42
CCMG	STREET MAINTENANCE SUPERVISOR (734)	3	52.6687	9,129.25	109,551.00
CCMG	STREET MAINTENANCE SUPERVISOR (734)	4	55.3603	9,595.78	115,149.32
CCMG	STREET MAINTENANCE SUPERVISOR (734)	5	58.1901	10,086.29	121,035.46
CCMG	SYSTEMS DEVELOPMENT MANAGER (807)	1	56.4765	9,789.26	117,471.12
CCMG	SYSTEMS DEVELOPMENT MANAGER (807)	2	59.3625	10,289.50	123,474.00
CCMG	SYSTEMS DEVELOPMENT MANAGER (807)	3	62.3955	10,815.22	129,782.64
CCMG	SYSTEMS DEVELOPMENT MANAGER (807)	4	65.5828	11,367.68	136,412.12
CCMG	SYSTEMS DEVELOPMENT MANAGER (807)	5	68.9349	11,948.71	143,384.54
CCMG	SYSTEMS SUPPORT MANAGER (825)	1	62.1241	10,768.18	129,218.18
CCMG	SYSTEMS SUPPORT MANAGER (825)	2	65.2987	11,318.45	135,821.40
CCMG	SYSTEMS SUPPORT MANAGER (825)	3	68.6350	11,896.73	142,760.80
CCMG	SYSTEMS SUPPORT MANAGER (825)	4	72.1411	12,504.46	150,053.54
CCMG	SYSTEMS SUPPORT MANAGER (825)	5	75.8284	13,143.59	157,723.02

# Culver CITY

## Salary Schedule

### Effective Date 09/12/2022

**Note:** For FIRE job titles, the printed hourly rates are for 40-hour employees. To determine the hourly rates for 56-hour employees, divide the annual rate by 2912. (Titles with two codes in parentheses indicate they are 40-hour & 56-hour positions. The first code is for 40-hr, the second one for 56-hr.)

Group	Title	Step	Hourly Rate	Monthly Rate	Annual Rate
CCMG	TECHNICAL SERVICES MANAGER (808)	1	62.1241	10,768.18	129,218.18
CCMG	TECHNICAL SERVICES MANAGER (808)	2	65.2987	11,318.45	135,821.40
CCMG	TECHNICAL SERVICES MANAGER (808)	3	68.6350	11,896.73	142,760.80
CCMG	TECHNICAL SERVICES MANAGER (808)	4	72.1411	12,504.46	150,053.54
CCMG	TECHNICAL SERVICES MANAGER (808)	5	75.8284	13,143.59	157,723.02
CCMG	TRAFFIC ENGINEERING MGR (822)	1	49.8610	8,642.57	103,710.88
CCMG	TRAFFIC ENGINEERING MGR (822)	2	52.4092	9,084.27	109,011.24
CCMG	TRAFFIC ENGINEERING MGR (822)	3	55.0873	9,548.46	114,581.48
CCMG	TRAFFIC ENGINEERING MGR (822)	4	57.9024	10,036.41	120,436.94
CCMG	TRAFFIC ENGINEERING MGR (822)	5	60.8606	10,549.18	126,590.10
CCMG	TRANSIT MANAGER ADMIN (840)	1	58.1901	10,086.29	121,035.46
CCMG	TRANSIT MANAGER ADMIN (840)	2	61.1629	10,601.57	127,218.78
CCMG	TRANSIT MANAGER ADMIN (840)	3	64.2876	11,143.19	133,718.26
CCMG	TRANSIT MANAGER ADMIN (840)	4	67.5728	11,712.61	140,551.32
CCMG	TRANSIT MANAGER ADMIN (840)	5	71.0268	12,311.30	147,735.64
CCMG	TRANSIT OPERATIONS ANALYST (704)	1	40.0426	6,940.72	83,288.66
CCMG	TRANSIT OPERATIONS ANALYST (704)	2	42.0890	7,295.43	87,545.12
CCMG	TRANSIT OPERATIONS ANALYST (704)	3	44.2394	7,668.16	92,017.90
CCMG	TRANSIT OPERATIONS ANALYST (704)	4	46.5000	8,060.00	96,720.00
CCMG	TRANSIT OPERATIONS ANALYST (704)	5	48.8756	8,471.78	101,661.30
CCMG	TRANSIT OPERATIONS MANAGER (812)	1	58.1901	10,086.29	121,035.46
CCMG	TRANSIT OPERATIONS MANAGER (812)	2	61.1629	10,601.57	127,218.78
CCMG	TRANSIT OPERATIONS MANAGER (812)	3	64.2876	11,143.19	133,718.26
CCMG	TRANSIT OPERATIONS MANAGER (812)	4	67.5728	11,712.61	140,551.32
CCMG	TRANSIT OPERATIONS MANAGER (812)	5	71.0268	12,311.30	147,735.64
CCMG	TRANSIT PLANNING MANAGER (829)	1	58.1901	10,086.29	121,035.46
CCMG	TRANSIT PLANNING MANAGER (829)	2	61.1629	10,601.57	127,218.78
CCMG	TRANSIT PLANNING MANAGER (829)	3	64.2876	11,143.19	133,718.26
CCMG	TRANSIT PLANNING MANAGER (829)	4	67.5728	11,712.61	140,551.32
CCMG	TRANSIT PLANNING MANAGER (829)	5	71.0268	12,311.30	147,735.64
CCMG	TRFC ENG ANALYST (723)	1	44.2394	7,668.16	92,017.90
CCMG	TRFC ENG ANALYST (723)	2	46.5000	8,060.00	96,720.00
CCMG	TRFC ENG ANALYST (723)	3	48.8756	8,471.78	101,661.30
CCMG	TRFC ENG ANALYST (723)	4	51.3739	8,904.81	106,857.66
CCMG	TRFC ENG ANALYST (723)	5	53.9991	9,359.85	112,318.18

# Culver CITY

## Salary Schedule

Effective Date 09/12/2022

**Note:** For FIRE job titles, the printed hourly rates are for 40-hour employees. To determine the hourly rates for 56-hour employees, divide the annual rate by 2912. (Titles with two codes in parentheses indicate they are 40-hour & 56-hour positions. The first code is for 40-hr, the second one for 56-hr.)

Group	Title	Step	Hourly Rate	Monthly Rate	Annual Rate
CNCL	COUNCIL MEMBER (001)	1	27.9870	485.12	5,821.40

# Culver CITY

## Salary Schedule

### Effective Date 09/12/2022

**Note:** For FIRE job titles, the printed hourly rates are for 40-hour employees. To determine the hourly rates for 56-hour employees, divide the annual rate by 2912. (Titles with two codes in parentheses indicate they are 40-hour & 56-hour positions. The first code is for 40-hr, the second one for 56-hr.)

Group	Title	Step	Hourly Rate	Monthly Rate	Annual Rate
EXEC	ADMIN SERVICES DIRECTOR (911)	1	88.3093	15,306.94	183,683.24
EXEC	ADMIN SERVICES DIRECTOR (911)	2	92.8197	16,088.76	193,065.08
EXEC	ADMIN SERVICES DIRECTOR (911)	3	97.5635	16,911.01	202,932.08
EXEC	ADMIN SERVICES DIRECTOR (911)	4	102.5479	17,774.97	213,299.58
EXEC	ADMIN SERVICES DIRECTOR (911)	5	107.7901	18,683.62	224,203.46
EXEC	ASSISTANT CITY MANAGER (908)	1	95.2936	16,517.56	198,210.74
EXEC	ASSISTANT CITY MANAGER (908)	2	100.1636	17,361.70	208,340.34
EXEC	ASSISTANT CITY MANAGER (908)	3	105.2810	18,248.71	218,984.48
EXEC	ASSISTANT CITY MANAGER (908)	4	110.6614	19,181.31	230,175.66
EXEC	ASSISTANT CITY MANAGER (908)	5	116.3157	20,161.40	241,936.76
EXEC	ASSTANT TO CITY MANAGER (900)	1	58.7726	10,187.26	122,247.06
EXEC	ASSTANT TO CITY MANAGER (900)	2	61.7760	10,707.84	128,494.08
EXEC	ASSTANT TO CITY MANAGER (900)	3	64.9326	11,254.99	135,059.86
EXEC	ASSTANT TO CITY MANAGER (900)	4	68.2507	11,830.13	141,961.56
EXEC	ASSTANT TO CITY MANAGER (900)	5	71.7378	12,434.54	149,214.52
EXEC	CHIEF FINANCIAL OFFICER (907)	1	91.5804	15,873.93	190,487.18
EXEC	CHIEF FINANCIAL OFFICER (907)	2	96.2607	16,685.20	200,222.36
EXEC	CHIEF FINANCIAL OFFICER (907)	3	101.1785	17,537.61	210,451.28
EXEC	CHIEF FINANCIAL OFFICER (907)	4	106.3497	18,433.96	221,207.48
EXEC	CHIEF FINANCIAL OFFICER (907)	5	111.7841	19,375.92	232,510.98
EXEC	CHIEF INFO OFFICER (905)	1	82.8916	14,367.88	172,414.58
EXEC	CHIEF INFO OFFICER (905)	2	87.1264	15,101.91	181,222.86
EXEC	CHIEF INFO OFFICER (905)	3	91.5804	15,873.93	190,487.18
EXEC	CHIEF INFO OFFICER (905)	4	96.2607	16,685.20	200,222.36
EXEC	CHIEF INFO OFFICER (905)	5	101.1785	17,537.61	210,451.28
EXEC	CHIEF TRANSPORTATION OFFICER (903)	1	82.8391	14,358.78	172,305.38
EXEC	CHIEF TRANSPORTATION OFFICER (903)	2	87.0716	15,092.42	181,108.98
EXEC	CHIEF TRANSPORTATION OFFICER (903)	3	91.5203	15,863.51	190,362.12
EXEC	CHIEF TRANSPORTATION OFFICER (903)	4	96.1968	16,674.10	200,089.24
EXEC	CHIEF TRANSPORTATION OFFICER (903)	5	101.1131	17,526.28	210,315.30
EXEC	CITY ATTORNEY (909)	1	109.5078	18,981.34	227,776.12
EXEC	CITY ATTORNEY (909)	2	115.1034	19,951.25	239,415.02
EXEC	CITY ATTORNEY (909)	3	120.9854	20,970.80	251,649.58
EXEC	CITY ATTORNEY (909)	4	127.1680	22,042.45	264,509.44
EXEC	CITY ATTORNEY (909)	5	133.6663	23,168.82	278,025.80
EXEC	CITY MANAGER (910)	1	128.0027	22,187.14	266,245.72
EXEC	CITY MANAGER (910)	2	134.5420	23,320.61	279,847.36
EXEC	CITY MANAGER (910)	3	141.4181	24,512.48	294,149.70
EXEC	CITY MANAGER (910)	4	148.6451	25,765.16	309,181.86
EXEC	CITY MANAGER (910)	5	156.2406	27,081.71	324,980.50
EXEC	COMMUNITY DEVOPMENT DIRECTOR (904)	1	82.0703	14,225.51	170,706.12

# Culver CITY

## Salary Schedule

### Effective Date 09/12/2022

**Note:** For FIRE job titles, the printed hourly rates are for 40-hour employees. To determine the hourly rates for 56-hour employees, divide the annual rate by 2912. (Titles with two codes in parentheses indicate they are 40-hour & 56-hour positions. The first code is for 40-hr, the second one for 56-hr.)

Group	Title	Step	Hourly Rate	Monthly Rate	Annual Rate
EXEC	COMMUNITY DEVOPMENT DIRECTOR (904)	2	86.2633	14,952.30	179,427.56
EXEC	COMMUNITY DEVOPMENT DIRECTOR (904)	3	90.6741	15,716.85	188,602.18
EXEC	COMMUNITY DEVOPMENT DIRECTOR (904)	4	95.3073	16,519.92	198,239.08
EXEC	COMMUNITY DEVOPMENT DIRECTOR (904)	5	100.1779	17,364.17	208,369.98
EXEC	HUMAN RESOURCES DIRECTOR (902)	1	82.5320	14,305.55	171,666.56
EXEC	HUMAN RESOURCES DIRECTOR (902)	2	86.7472	15,036.19	180,434.28
EXEC	HUMAN RESOURCES DIRECTOR (902)	3	91.1808	15,804.66	189,655.96
EXEC	HUMAN RESOURCES DIRECTOR (902)	4	95.8391	16,612.12	199,345.38
EXEC	HUMAN RESOURCES DIRECTOR (902)	5	100.7385	17,461.34	209,536.08
EXEC	PLANNING/DEVELOPMENT DIRECTOR (912)	1	80.2930	13,917.45	167,009.44
EXEC	PLANNING/DEVELOPMENT DIRECTOR (912)	2	84.3070	14,613.21	175,358.56
EXEC	PLANNING/DEVELOPMENT DIRECTOR (912)	3	88.5230	15,343.99	184,127.84
EXEC	PLANNING/DEVELOPMENT DIRECTOR (912)	4	92.9490	16,111.16	193,333.92
EXEC	PLANNING/DEVELOPMENT DIRECTOR (912)	5	97.5962	16,916.68	203,000.20
EXEC	PRCS DIRECTOR (901)	1	76.8953	13,328.51	159,942.12
EXEC	PRCS DIRECTOR (901)	2	80.8235	14,009.41	168,112.88
EXEC	PRCS DIRECTOR (901)	3	84.9536	14,725.30	176,703.54
EXEC	PRCS DIRECTOR (901)	4	89.2966	15,478.08	185,736.98
EXEC	PRCS DIRECTOR (901)	5	93.8590	16,268.89	195,226.72
EXEC	PUBLIC WORKS DIRECTOR (906)	1	87.1264	15,101.91	181,222.86
EXEC	PUBLIC WORKS DIRECTOR (906)	2	91.5804	15,873.93	190,487.18
EXEC	PUBLIC WORKS DIRECTOR (906)	3	96.2607	16,685.20	200,222.36
EXEC	PUBLIC WORKS DIRECTOR (906)	4	101.1785	17,537.61	210,451.28
EXEC	PUBLIC WORKS DIRECTOR (906)	5	106.3497	18,433.96	221,207.48

**Culver CITY**  
**Salary Schedule**  
**Effective Date 09/12/2022**

**Note:** For FIRE job titles, the printed hourly rates are for 40-hour employees. To determine the hourly rates for 56-hour employees, divide the annual rate by 2912. (Titles with two codes in parentheses indicate they are 40-hour & 56-hour positions. The first code is for 40-hr, the second one for 56-hr.)

Group	Title	Step	Hourly Rate	Monthly Rate	Annual Rate
FIRE	FIRE CAPTAIN (504/505)	1	65.0680	11,278.46	135,341.54
FIRE	FIRE ENGINEER (502/503)	1	56.5809	9,807.35	117,688.23
FIRE	FIREFIGHTER (500/501)	0	33.8819	5,872.86	70,474.30
FIRE	FIREFIGHTER (500/501)	1	37.8013	6,552.22	78,626.62
FIRE	FIREFIGHTER (500/501)	2	38.7584	6,718.12	80,617.46
FIRE	FIREFIGHTER (500/501)	3	42.3344	7,337.97	88,055.62
FIRE	FIREFIGHTER (500/501)	4	44.7218	7,751.76	93,021.12
FIRE	FIREFIGHTER (500/501)	5	47.2504	8,190.05	98,280.65
FIRE	FIREFIGHTER (500/501)	6	49.2008	8,528.13	102,337.61

# Culver CITY

## Salary Schedule

Effective Date 09/12/2022

**Note:** For FIRE job titles, the printed hourly rates are for 40-hour employees. To determine the hourly rates for 56-hour employees, divide the annual rate by 2912. (Titles with two codes in parentheses indicate they are 40-hour & 56-hour positions. The first code is for 40-hr, the second one for 56-hr.)

Group	Title	Step	Hourly Rate	Monthly Rate	Annual Rate
FMGT	ASST FIRE CHIEF (509)	1	94.1961	16,327.32	195,927.89
FMGT	BATTALION CHIEF (506/507)	1	78.0088	13,521.51	162,258.13
FMGT	FIRE CHIEF (510)	1	109.4090	18,964.23	227,570.74
FMGT	FIRE MARSHAL (508)	1	89.7106	15,549.83	186,597.98

# Culver CITY

## Salary Schedule

### Effective Date 09/12/2022

**Note:** For FIRE job titles, the printed hourly rates are for 40-hour employees. To determine the hourly rates for 56-hour employees, divide the annual rate by 2912. (Titles with two codes in parentheses indicate they are 40-hour & 56-hour positions. The first code is for 40-hr, the second one for 56-hr.)

Group	Title	Step	Hourly Rate	Monthly Rate	Annual Rate
NBNE	ADMIN INTERN (107)	1	15.6279	0.00	0.00
NBNE	ADMIN INTERN (107)	2	16.4093	0.00	0.00
NBNE	ADMIN INTERN (107)	3	17.2298	0.00	0.00
NBNE	AMBULANCE OPERATOR (116)	1	16.5375	0.00	0.00
NBNE	AMBULANCE OPERATOR (116)	2	17.3644	0.00	0.00
NBNE	AMBULANCE OPERATOR (116)	3	18.2326	0.00	0.00
NBNE	BUS OPERATOR TRAINEE (106)	1	19.1008	0.00	0.00
NBNE	CASHIER PLUNGE (101)	1	15.0068	0.00	0.00
NBNE	CASHIER PLUNGE (101)	2	15.7572	0.00	0.00
NBNE	CASHIER PLUNGE (101)	3	16.5450	0.00	0.00
NBNE	CONTRACT EMPLOYEE (199)	1	20.0000	0.00	0.00
NBNE	CONTRACT EMPLOYEE (199)	2	30.0000	0.00	0.00
NBNE	CONTRACT EMPLOYEE (199)	3	40.0000	0.00	0.00
NBNE	CONTRACT EMPLOYEE (199)	4	50.0000	0.00	0.00
NBNE	CONTRACT EMPLOYEE (199)	5	60.0000	0.00	0.00
NBNE	CONTRACT EMPLOYEE (199)	6	70.0000	0.00	0.00
NBNE	CONTRACT EMPLOYEE (199)	7	80.0000	0.00	0.00
NBNE	CONTRACT EMPLOYEE (199)	8	90.0000	0.00	0.00
NBNE	CONTRACT EMPLOYEE (199)	9	100.0000	0.00	0.00
NBNE	CONTRACT EMPLOYEE (199)	10	110.0000	0.00	0.00
NBNE	CONTRACT EMPLOYEE (199)	11	120.0000	0.00	0.00
NBNE	CONTRACT EMPLOYEE (199)	12	130.0000	0.00	0.00
NBNE	CROSSING GUARD (104)	1	15.2807	0.00	0.00
NBNE	GIS INTERN (111)	1	17.3644	0.00	0.00
NBNE	GIS INTERN (111)	2	18.2326	0.00	0.00
NBNE	GIS INTERN (111)	3	19.1442	0.00	0.00
NBNE	INSTRCTR/PPL/DISABILITIES (115)	1	23.8471	0.00	0.00
NBNE	LIFEGUARD (108)	1	19.3894	0.00	0.00
NBNE	LIFEGUARD (108)	2	20.2978	0.00	0.00
NBNE	LIFEGUARD (108)	3	21.2515	0.00	0.00
NBNE	LIFEGUARD SWIM INSTRUCTOR NB (110)	1	20.9923	0.00	0.00
NBNE	LIFEGUARD SWIM INSTRUCTOR NB (110)	2	21.9808	0.00	0.00
NBNE	LIFEGUARD SWIM INSTRUCTOR NB (110)	3	23.0186	0.00	0.00
NBNE	POOL MANAGER (113)	1	25.4203	0.00	0.00
NBNE	POOL MANAGER (113)	2	26.3405	0.00	0.00
NBNE	POOL MANAGER (113)	3	27.3068	0.00	0.00
NBNE	RECREATION LEADER I (103)	1	15.0068	0.00	0.00
NBNE	RECREATION LEADER I (103)	2	15.7572	0.00	0.00
NBNE	RECREATION LEADER I (103)	3	16.5450	0.00	0.00



# Culver CITY

## Salary Schedule

### Effective Date 09/12/2022

**Note:** For FIRE job titles, the printed hourly rates are for 40-hour employees. To determine the hourly rates for 56-hour employees, divide the annual rate by 2912. (Titles with two codes in parentheses indicate they are 40-hour & 56-hour positions. The first code is for 40-hr, the second one for 56-hr.)

Group	Title	Step	Hourly Rate	Monthly Rate	Annual Rate
NBNE	RECREATION LEADER II (109)	1	17.4849	0.00	0.00
NBNE	RECREATION LEADER II (109)	2	18.3594	0.00	0.00
NBNE	RECREATION LEADER II (109)	3	19.2772	0.00	0.00
NBNE	RECREATION SPECIALIST (114)	1	23.1080	0.00	0.00
NBNE	RECREATION SPECIALIST (114)	2	24.2635	0.00	0.00
NBNE	RECREATION SPECIALIST (114)	3	25.4766	0.00	0.00
NBNE	SR RECREATION LEADER (112)	1	20.5701	0.00	0.00
NBNE	SR RECREATION LEADER (112)	2	21.5986	0.00	0.00
NBNE	SR RECREATION LEADER (112)	3	22.6785	0.00	0.00
NBNE	STUDENT WORKER I (100)	1	15.0000	0.00	0.00
NBNE	STUDENT WORKER I (100)	2	15.7500	0.00	0.00
NBNE	STUDENT WORKER I (100)	3	16.5375	0.00	0.00
NBNE	STUDENT WORKER II (102)	1	15.7500	0.00	0.00
NBNE	STUDENT WORKER II (102)	2	16.5375	0.00	0.00
NBNE	STUDENT WORKER II (102)	3	17.3643	0.00	0.00
NBNE	STUDENT WORKER III (105)	1	18.1658	0.00	0.00
NBNE	STUDENT WORKER III (105)	2	19.0741	0.00	0.00
NBNE	STUDENT WORKER III (105)	3	20.0278	0.00	0.00

**Culver CITY**  
**Salary Schedule**  
**Effective Date 09/12/2022**

**Note:** For FIRE job titles, the printed hourly rates are for 40-hour employees. To determine the hourly rates for 56-hour employees, divide the annual rate by 2912. (Titles with two codes in parentheses indicate they are 40-hour & 56-hour positions. The first code is for 40-hr, the second one for 56-hr.)

Group	Title	Step	Hourly Rate	Monthly Rate	Annual Rate
PMGT	ASSISTANT CHIEF (605)	1	106.1691	18,402.65	220,831.78
PMGT	POLICE CAPTAIN (604)	1	91.9183	15,932.50	191,189.96
PMGT	POLICE CHIEF (606)	1	122.0948	21,163.09	253,957.08
PMGT	POLICE LIEUTENANT (603)	1	73.3313	12,710.75	152,529.00

# Culver CITY

## Salary Schedule

### Effective Date 09/12/2022

**Note:** For FIRE job titles, the printed hourly rates are for 40-hour employees. To determine the hourly rates for 56-hour employees, divide the annual rate by 2912. (Titles with two codes in parentheses indicate they are 40-hour & 56-hour positions. The first code is for 40-hr, the second one for 56-hr.)

Group	Title	Step	Hourly Rate	Monthly Rate	Annual Rate
POLC	POLICE OFFICER (601)	1	39.9797	6,929.82	83,157.88
POLC	POLICE OFFICER (601)	2	41.1976	7,140.92	85,691.06
POLC	POLICE OFFICER (601)	3	44.1251	7,648.36	91,780.26
POLC	POLICE OFFICER (601)	4	45.2372	7,841.12	94,093.48
POLC	POLICE OFFICER (601)	5	46.6028	8,077.81	96,933.72
POLC	POLICE OFFICER (601)	6	48.1518	8,346.30	100,155.64
POLC	POLICE OFFICER (601)	7	49.6217	8,601.10	103,213.24
POLC	POLICE OFFICER (601)	8	50.8747	8,818.29	105,819.48
POLC	POLICE OFFICER (601)	9	52.2700	9,060.13	108,721.60
POLC	POLICE SERGEANT (602)	1	60.2060	10,435.71	125,228.48

# Culver CITY

## Salary Schedule

Effective Date 09/12/2022

**Note:** For FIRE job titles, the printed hourly rates are for 40-hour employees. To determine the hourly rates for 56-hour employees, divide the annual rate by 2912. (Titles with two codes in parentheses indicate they are 40-hour & 56-hour positions. The first code is for 40-hr, the second one for 56-hr.)

Group	Title	Step	Hourly Rate	Monthly Rate	Annual Rate
POLR	POLICE RECRUIT (600)	1	39.9797	6,929.82	83,157.88

1 **RESOLUTION NO. 2022-R 075**

2  
3 A RESOLUTION OF THE CITY COUNCIL OF THE CITY OF  
4 CULVER CITY, CALIFORNIA, ADOPTING THE  
5 CLASSIFICATION AND SALARY PLAN FOR POLICE  
6 SAFETY EMPLOYEES RETROACTIVE TO JULY 1, 2022.

7 WHEREAS, pursuant to the Salary Initiative Ordinance adopted by the  
8 electors of the City of Culver City on August 11, 1953 and amended on November 2, 1982,  
9 salary adjustments are required for certain safety employees; and,

10 WHEREAS, in accordance with the Salary Initiative Ordinance, as amended,  
11 various changes were made to the salaries and benefits paid to police safety employees  
12 retroactive to July 1, 2022.

13 NOW, THEREFORE, the City Council of the City of Culver City, DOES  
14 RESOLVE as follows:

- 15 1. The Classification and Salary Plan, attached hereto as Exhibit "A" and  
16 incorporated herein by this reference, is hereby adopted retroactive to June 1, 2022.  
17  
18 2. The Classification and Salary Plan attached hereto as Exhibit "A" shall  
19 supersede and replace all previously adopted salary plans for fire safety employees.

20 ///

21 ///

22 ///

23 ///

24 ///

25 ///

26 ///


27 ///

28

1  
2  
3  
4  
5  
6  
7  
8  
9  
10  
11  
12  
13  
14  
15  
16  
17  
18  
19  
20  
21  
22  
23  
24  
25  
26  
27  
28

3. The City Manager and Chief Financial Officer are hereby authorized to adjust and pay salaries of the City employees in accordance with the Classification and Salary Plan adopted and approved by this Resolution, retroactive to July 1, 2022.


APPROVED and ADOPTED this 12th day of September 2022.

  
DR. DANIEL LEE, Mayor  
City of Culver City, California

ATTEST:

  
JEREMY BOCCHINO  
City Clerk

APPROVED AS TO FORM:

  
HEATHER S. BAKER  
City Attorney

# Culver CITY

## Salary Schedule

### Effective Date 07/01/2022

**Note:** For FIRE job titles, the printed hourly rates are for 40-hour employees. To determine the hourly rates for 56-hour employees, divide the annual rate by 2912. (Titles with two codes in parentheses indicate they are 40-hour & 56-hour positions. The first code is for 40-hr, the second one for 56-hr.)

Group	Title	Step	Hourly Rate	Monthly Rate	Annual Rate
CCEA	ACCOUNT CLERK (205)	1	22.8290	3,957.03	47,484.32
CCEA	ACCOUNT CLERK (205)	2	23.9966	4,159.42	49,912.98
CCEA	ACCOUNT CLERK (205)	3	25.2229	4,371.97	52,463.58
CCEA	ACCOUNT CLERK (205)	4	26.5128	4,595.54	55,146.52
CCEA	ACCOUNT CLERK (205)	5	27.8699	4,830.78	57,969.34
CCEA	ACCOUNT CLERK-REG PT (205R)	1	22.8290	3,957.03	47,484.32
CCEA	ACCOUNT CLERK-REG PT (205R)	2	23.9966	4,159.42	49,912.98
CCEA	ACCOUNT CLERK-REG PT (205R)	3	25.2229	4,371.97	52,463.58
CCEA	ACCOUNTANT (419)	1	33.8060	5,859.71	70,316.48
CCEA	ACCOUNTANT (419)	2	35.5328	6,159.01	73,908.12
CCEA	ACCOUNTANT (419)	3	37.3485	6,473.74	77,684.88
CCEA	ACCOUNTANT (419)	4	39.2575	6,804.63	81,655.60
CCEA	ACCOUNTANT (419)	5	41.2636	7,152.36	85,828.34
CCEA	ACCOUNTANT II (428)	1	36.9774	6,409.41	76,912.94
CCEA	ACCOUNTANT II (428)	2	38.8673	6,736.99	80,843.88
CCEA	ACCOUNTANT II (428)	3	40.8532	7,081.23	84,974.76
CCEA	ACCOUNTANT II (428)	4	42.9411	7,443.13	89,317.54
CCEA	ACCOUNTANT II (428)	5	45.1359	7,823.55	93,882.62
CCEA	ACCOUNTING TECHNICIAN (223)	1	27.7307	4,806.66	57,679.96
CCEA	ACCOUNTING TECHNICIAN (223)	2	29.1227	5,047.94	60,575.32
CCEA	ACCOUNTING TECHNICIAN (223)	3	30.5986	5,303.76	63,645.14
CCEA	ACCOUNTING TECHNICIAN (223)	4	32.1622	5,574.79	66,897.48
CCEA	ACCOUNTING TECHNICIAN (223)	5	33.8060	5,859.71	70,316.48
CCEA	ADMIN CLERK (207)	1	22.6021	3,917.70	47,012.42
CCEA	ADMIN CLERK (207)	2	23.7578	4,118.01	49,416.12
CCEA	ADMIN CLERK (207)	3	24.9719	4,328.46	51,941.50
CCEA	ADMIN CLERK (207)	4	26.2490	4,549.83	54,597.92
CCEA	ADMIN CLERK (207)	5	27.5927	4,782.74	57,392.92
CCEA	ADMIN CLERK-REG PT (207R)	1	22.6021	3,917.70	47,012.42
CCEA	ADMIN CLERK-REG PT (207R)	2	23.7578	4,118.01	49,416.12
CCEA	ADMIN CLERK-REG PT (207R)	3	24.9719	4,328.46	51,941.50
CCEA	ADMIN SECRETARY (222)	1	27.5927	4,782.74	57,392.92
CCEA	ADMIN SECRETARY (222)	2	28.9798	5,023.16	60,277.88
CCEA	ADMIN SECRETARY (222)	3	30.4463	5,277.35	63,328.20
CCEA	ADMIN SECRETARY (222)	4	32.0027	5,547.14	66,565.72
CCEA	ADMIN SECRETARY (222)	5	33.6369	5,830.39	69,964.70
CCEA	ANIMAL SERVICES OFFICER (307)	1	26.2490	4,549.83	54,597.92
CCEA	ANIMAL SERVICES OFFICER (307)	2	27.5927	4,782.74	57,392.92
CCEA	ANIMAL SERVICES OFFICER (307)	3	28.9798	5,023.16	60,277.88
CCEA	ANIMAL SERVICES OFFICER (307)	4	30.4463	5,277.35	63,328.20
CCEA	ANIMAL SERVICES OFFICER (307)	5	32.0027	5,547.14	66,565.72

# Culver CITY

## Salary Schedule

Effective Date 07/01/2022

Group	Title	Step	Hourly Rate	Monthly Rate	Annual Rate
CCEA	ASSISTANT ENGINEER (425)	1	36.5887	6,342.05	76,104.60
CCEA	ASSISTANT ENGINEER (425)	2	38.4582	6,666.10	79,993.16
CCEA	ASSISTANT ENGINEER (425)	3	40.4226	7,006.59	84,079.06
CCEA	ASSISTANT ENGINEER (425)	4	42.4889	7,364.74	88,376.86
CCEA	ASSISTANT ENGINEER (425)	5	44.6595	7,740.98	92,891.76
CCEA	ASSISTANT PLANNER (420)	1	34.1444	5,918.36	71,020.30
CCEA	ASSISTANT PLANNER (420)	2	35.8891	6,220.78	74,649.38
CCEA	ASSISTANT PLANNER (420)	3	37.7226	6,538.59	78,463.06
CCEA	ASSISTANT PLANNER (420)	4	39.6510	6,872.84	82,474.08
CCEA	ASSISTANT PLANNER (420)	5	41.6764	7,223.91	86,686.86
CCEA	ASSOC ANL Y-RATE (495)	1	39.1041	6,778.05	81,336.58
CCEA	ASSOCIATE ANALYST (415)	1	33.1378	5,743.88	68,926.52
CCEA	ASSOCIATE ANALYST (415)	2	34.8308	6,037.33	72,447.96
CCEA	ASSOCIATE ANALYST (415)	3	36.6115	6,345.99	76,151.92
CCEA	ASSOCIATE ANALYST (415)	4	38.4822	6,670.26	80,043.08
CCEA	ASSOCIATE ANALYST (415)	5	40.4478	7,010.94	84,131.32
CCEA	ASSOCIATE ENGINEER (439)	1	43.7802	7,588.58	91,062.92
CCEA	ASSOCIATE ENGINEER (439)	2	46.0167	7,976.24	95,714.84
CCEA	ASSOCIATE ENGINEER (439)	3	48.3686	8,383.90	100,606.74
CCEA	ASSOCIATE ENGINEER (439)	4	50.8392	8,812.14	105,745.64
CCEA	ASSOCIATE ENGINEER (439)	5	53.4384	9,262.65	111,151.82
CCEA	ASSOCIATE PLANNER (431)	1	39.2575	6,804.63	81,655.60
CCEA	ASSOCIATE PLANNER (431)	2	41.2636	7,152.36	85,828.34
CCEA	ASSOCIATE PLANNER (431)	3	43.3720	7,517.81	90,213.76
CCEA	ASSOCIATE PLANNER (431)	4	45.5882	7,901.96	94,823.56
CCEA	ASSOCIATE PLANNER (431)	5	47.9174	8,305.68	99,668.14
CCEA	AUDIO VISUAL OP/ANALYST-REG PT (455R)	1	41.2636	7,152.36	85,828.34
CCEA	AUDIO VISUAL OP/ANALYST-REG PT (455R)	2	43.3720	7,517.81	90,213.76
CCEA	AUDIO VISUAL OP/ANALYST-REG PT (455R)	3	45.5882	7,901.96	94,823.56
CCEA	AUTOMATED ENFORCEMENT TECH (219)	1	26.2490	4,549.83	54,597.92
CCEA	AUTOMATED ENFORCEMENT TECH (219)	2	27.5927	4,782.74	57,392.92
CCEA	AUTOMATED ENFORCEMENT TECH (219)	3	28.9798	5,023.16	60,277.88
CCEA	AUTOMATED ENFORCEMENT TECH (219)	4	30.4463	5,277.35	63,328.20
CCEA	AUTOMATED ENFORCEMENT TECH (219)	5	32.0027	5,547.14	66,565.72
CCEA	BICYCLE/PEDESTRIAN COORD (456)	1	43.7802	7,588.58	91,062.92
CCEA	BICYCLE/PEDESTRIAN COORD (456)	2	46.0167	7,976.24	95,714.84
CCEA	BICYCLE/PEDESTRIAN COORD (456)	3	48.3686	8,383.90	100,606.74
CCEA	BICYCLE/PEDESTRIAN COORD (456)	4	50.8392	8,812.14	105,745.64
CCEA	BICYCLE/PEDESTRIAN COORD (456)	5	53.4384	9,262.65	111,151.82
CCEA	BUILDING AND SAFETY INSPECTOR (327)	1	33.1378	5,743.88	68,926.52



# Culver CITY

## Salary Schedule

Effective Date 07/01/2022

**Note:** For FIRE job titles, the printed hourly rates are for 40-hour employees. To determine the hourly rates for 56-hour employees, divide the annual rate by 2912. (Titles with two codes in parentheses indicate they are 40-hour & 56-hour positions. The first code is for 40-hr, the second one for 56-hr.)

Group	Title	Step	Hourly Rate	Monthly Rate	Annual Rate
CCEA	BUILDING AND SAFETY INSPECTOR (327)	2	34.8308	6,037.33	72,447.96
CCEA	BUILDING AND SAFETY INSPECTOR (327)	3	36.6115	6,345.99	76,151.92
CCEA	BUILDING AND SAFETY INSPECTOR (327)	4	38.4822	6,670.26	80,043.08
CCEA	BUILDING AND SAFETY INSPECTOR (327)	5	40.4478	7,010.94	84,131.32
CCEA	BUILDING ENGINEER (433)	1	40.8532	7,081.23	84,974.76
CCEA	BUILDING ENGINEER (433)	2	42.9411	7,443.13	89,317.54
CCEA	BUILDING ENGINEER (433)	3	45.1359	7,823.55	93,882.62
CCEA	BUILDING ENGINEER (433)	4	47.4422	8,223.32	98,679.88
CCEA	BUILDING ENGINEER (433)	5	49.8661	8,643.46	103,721.54
CCEA	BUS OPERATOR (305)	0	23.1734	4,016.72	48,200.62
CCEA	BUS OPERATOR (305)	1	25.6022	4,437.72	53,252.68
CCEA	BUS OPERATOR (305)	2	26.9123	4,664.79	55,977.48
CCEA	BUS OPERATOR (305)	3	28.2826	4,902.32	58,827.86
CCEA	BUS OPERATOR (305)	4	29.6975	5,147.57	61,770.80
CCEA	BUS OPERATOR (305)	5	31.2155	5,410.69	64,928.24
CCEA	BUS OPERATOR-REG PT (305R)	1	20.9728	3,635.28	43,623.32
CCEA	BUS OPERATOR-REG PT (305R)	2	22.0443	3,821.00	45,852.04
CCEA	BUS OPERATOR-REG PT (305R)	3	23.1734	4,016.72	48,200.62
CCEA	BUSINESS TAX INSPECTOR (224)	1	27.8699	4,830.78	57,969.34
CCEA	BUSINESS TAX INSPECTOR (224)	2	29.2654	5,072.67	60,871.98
CCEA	BUSINESS TAX INSPECTOR (224)	3	30.7509	5,330.15	63,961.82
CCEA	BUSINESS TAX INSPECTOR (224)	4	32.3228	5,602.61	67,231.32
CCEA	BUSINESS TAX INSPECTOR (224)	5	33.9741	5,888.85	70,666.18
CCEA	BUYER (434)	1	41.0585	7,116.81	85,401.68
CCEA	BUYER (434)	2	43.1562	7,480.42	89,765.00
CCEA	BUYER (434)	3	45.3616	7,862.68	94,352.18
CCEA	BUYER (434)	4	47.6798	8,264.49	99,173.88
CCEA	BUYER (434)	5	50.1156	8,686.71	104,240.50
CCEA	CEMENT FINISHER (314)	1	28.4196	4,926.07	59,112.82
CCEA	CEMENT FINISHER (314)	2	29.8451	5,173.16	62,077.86
CCEA	CEMENT FINISHER (314)	3	31.3702	5,437.51	65,250.12
CCEA	CEMENT FINISHER (314)	4	32.9734	5,715.39	68,584.62
CCEA	CEMENT FINISHER (314)	5	34.6581	6,007.41	72,088.90
CCEA	CITY CLERK SPECIALIST (452)	1	31.5263	5,464.55	65,574.60
CCEA	CITY CLERK SPECIALIST (452)	2	33.1378	5,743.88	68,926.52
CCEA	CITY CLERK SPECIALIST (452)	3	34.8308	6,037.33	72,447.96
CCEA	CITY CLERK SPECIALIST (452)	4	36.6115	6,345.99	76,151.92
CCEA	CITY CLERK SPECIALIST (452)	5	38.4822	6,670.26	80,043.08
CCEA	CLAIMS/SAFETY TECHNICIAN (402)	1	31.5263	5,464.55	65,574.60
CCEA	CLAIMS/SAFETY TECHNICIAN (402)	2	33.1378	5,743.88	68,926.52
CCEA	CLAIMS/SAFETY TECHNICIAN (402)	3	34.8308	6,037.33	72,447.96

# Culver CITY

## Salary Schedule

Effective Date 07/01/2022

Note: For FIRE job titles, the printed hourly rates are for 40-hour employees. To determine the hourly rates for 56-hour employees, divide the annual rate by 2912. (Titles with two codes in parentheses indicate they are 40-hour & 56-hour positions. The first code is for 40-hr, the second one for 56-hr.)

Group	Title	Step	Hourly Rate	Monthly Rate	Annual Rate
CCEA	CLAIMS/SAFETY TECHNICIAN (402)	4	36.6115	6,345.99	76,151.92
CCEA	CLAIMS/SAFETY TECHNICIAN (402)	5	38.4822	6,670.26	80,043.08
CCEA	CLERK (200)	1	18.2326	3,160.32	37,923.86
CCEA	CLERK (200)	2	19.1645	3,321.85	39,862.16
CCEA	CLERK (200)	3	20.1447	3,491.76	41,901.08
CCEA	CLERK (200)	4	21.1756	3,670.44	44,045.30
CCEA	CLERK (200)	5	22.2570	3,857.88	46,294.56
CCEA	CLERK TYPIST (202)	1	19.4608	3,373.20	40,478.36
CCEA	CLERK TYPIST (202)	2	20.4567	3,545.84	42,550.04
CCEA	CLERK TYPIST (202)	3	21.5019	3,726.99	44,723.90
CCEA	CLERK TYPIST (202)	4	22.6021	3,917.70	47,012.42
CCEA	CLERK TYPIST (202)	5	23.7578	4,118.01	49,416.12
CCEA	CLERK TYPIST-REG PT (202R)	1	19.4608	3,373.20	40,478.36
CCEA	CLERK TYPIST-REG PT (202R)	2	20.4567	3,545.84	42,550.04
CCEA	CLERK TYPIST-REG PT (202R)	3	21.5019	3,726.99	44,723.90
CCEA	CLERK-REG PT (200R)	1	18.2326	3,160.32	37,923.86
CCEA	CLERK-REG PT (200R)	2	19.1645	3,321.85	39,862.16
CCEA	CLERK-REG PT (200R)	3	20.1447	3,491.76	41,901.08
CCEA	COACH CLEANER (231)	1	21.1825	3,671.63	44,059.60
CCEA	COACH CLEANER (231)	2	22.2661	3,859.46	46,313.54
CCEA	COACH CLEANER (231)	3	23.4050	4,056.87	48,682.40
CCEA	COACH CLEANER (231)	4	24.6012	4,264.22	51,170.60
CCEA	COACH CLEANER (231)	5	25.8588	4,482.18	53,786.20
CCEA	CODE ENFORCEMENT ANALYST (429)	1	38.1020	6,604.35	79,252.16
CCEA	CODE ENFORCEMENT ANALYST (429)	2	40.0483	6,941.70	83,300.36
CCEA	CODE ENFORCEMENT ANALYST (429)	3	42.0953	7,296.51	87,558.12
CCEA	CODE ENFORCEMENT ANALYST (429)	4	44.2457	7,669.26	92,031.16
CCEA	CODE ENFORCEMENT ANALYST (429)	5	46.5077	8,061.34	96,736.12
CCEA	CODE ENFORCEMENT OFFICER (228)	1	30.9008	5,356.13	64,273.56
CCEA	CODE ENFORCEMENT OFFICER (228)	2	32.4799	5,629.85	67,558.14
CCEA	CODE ENFORCEMENT OFFICER (228)	3	34.1395	5,917.51	71,010.16
CCEA	CODE ENFORCEMENT OFFICER (228)	4	35.8838	6,219.85	74,638.20
CCEA	CODE ENFORCEMENT OFFICER (228)	5	37.7169	6,537.59	78,451.10
CCEA	COMM SVCS OFFICER-REG PT (201R)	1	18.1480	3,145.65	37,747.84
CCEA	COMM SVCS OFFICER-REG PT (201R)	2	19.0756	3,306.44	39,677.30
CCEA	COMM SVCS OFFICER-REG PT (201R)	3	20.0511	3,475.53	41,706.34
CCEA	COMMUNICATION SUPERVISOR (453)	1	44.0610	7,637.24	91,646.88
CCEA	COMMUNICATION SUPERVISOR (453)	2	46.3137	8,027.72	96,332.60
CCEA	COMMUNICATION SUPERVISOR (453)	3	48.6800	8,437.87	101,254.40
CCEA	COMMUNICATION SUPERVISOR (453)	4	51.1664	8,868.84	106,426.06

# Culver CITY

## Salary Schedule

Effective Date 07/01/2022

**Note:** For FIRE job titles, the printed hourly rates are for 40-hour employees. To determine the hourly rates for 56-hour employees, divide the annual rate by 2912. (Titles with two codes in parentheses indicate they are 40-hour & 56-hour positions. The first code is for 40-hr, the second one for 56-hr.)

Group	Title	Step	Hourly Rate	Monthly Rate	Annual Rate
CCEA	COMMUNICATION SUPERVISOR (453)	5	53.7819	9,322.19	111,866.30
CCEA	COMMUNICATIONS TECHNICIAN (333)	1	38.3140	6,641.09	79,693.12
CCEA	COMMUNICATIONS TECHNICIAN (333)	2	40.2728	6,980.61	83,767.32
CCEA	COMMUNICATIONS TECHNICIAN (333)	3	42.3304	7,337.27	88,047.18
CCEA	COMMUNICATIONS TECHNICIAN (333)	4	44.4925	7,712.03	92,544.40
CCEA	COMMUNICATIONS TECHNICIAN (333)	5	46.7668	8,106.24	97,274.84
CCEA	COMPUTER PROGRAMMER (422)	1	35.0047	6,067.49	72,809.88
CCEA	COMPUTER PROGRAMMER (422)	2	36.7939	6,377.61	76,531.26
CCEA	COMPUTER PROGRAMMER (422)	3	38.6742	6,703.54	80,442.44
CCEA	COMPUTER PROGRAMMER (422)	4	40.6505	7,046.09	84,553.04
CCEA	COMPUTER PROGRAMMER (422)	5	42.7277	7,406.14	88,873.72
CCEA	CUSTODIAN (203)	1	19.7548	3,424.16	41,089.88
CCEA	CUSTODIAN (203)	2	20.7640	3,599.09	43,189.12
CCEA	CUSTODIAN (203)	3	21.8259	3,783.15	45,397.82
CCEA	CUSTODIAN (203)	4	22.9428	3,976.74	47,720.92
CCEA	CUSTODIAN (203)	5	24.1154	4,180.00	50,159.98
CCEA	CUSTODIAN-REG PT (203R)	1	19.7548	3,424.16	41,089.88
CCEA	CUSTODIAN-REG PT (203R)	2	20.7640	3,599.09	43,189.12
CCEA	CUSTODIAN-REG PT (203R)	3	21.8259	3,783.15	45,397.82
CCEA	ELEC FLEET SVCS TECH (338)	1	32.9932	5,718.83	68,625.96
CCEA	ELEC FLEET SVCS TECH (338)	2	34.6788	6,010.98	72,131.80
CCEA	ELEC FLEET SVCS TECH (338)	3	36.4515	6,318.26	75,819.12
CCEA	ELEC FLEET SVCS TECH (338)	4	38.3140	6,641.09	79,693.12
CCEA	ELEC FLEET SVCS TECH (338)	5	40.2728	6,980.61	83,767.32
CCEA	ELECTRICAL MAINT CREWLEADER (337)	1	41.0149	7,109.25	85,310.94
CCEA	ELECTRICAL MAINT CREWLEADER (337)	2	43.1115	7,472.66	89,671.92
CCEA	ELECTRICAL MAINT CREWLEADER (337)	3	45.3140	7,854.43	94,253.12
CCEA	ELECTRICAL MAINT CREWLEADER (337)	4	47.6297	8,255.82	99,069.88
CCEA	ELECTRICAL MAINT CREWLEADER (337)	5	50.0638	8,677.72	104,132.60
CCEA	ENGINEERING DRAWING & DOC TECH (432)	1	39.2575	6,804.63	81,655.60
CCEA	ENGINEERING DRAWING & DOC TECH (432)	2	41.2636	7,152.36	85,828.34
CCEA	ENGINEERING DRAWING & DOC TECH (432)	3	43.3720	7,517.81	90,213.76
CCEA	ENGINEERING DRAWING & DOC TECH (432)	4	45.5882	7,901.96	94,823.56
CCEA	ENGINEERING DRAWING & DOC TECH (432)	5	47.9174	8,305.68	99,668.14
CCEA	ENGINEERING TECHNICIAN (406)	1	30.5986	5,303.76	63,645.14
CCEA	ENGINEERING TECHNICIAN (406)	2	32.1622	5,574.79	66,897.48
CCEA	ENGINEERING TECHNICIAN (406)	3	33.8060	5,859.71	70,316.48
CCEA	ENGINEERING TECHNICIAN (406)	4	35.5328	6,159.01	73,908.12
CCEA	ENGINEERING TECHNICIAN (406)	5	37.3485	6,473.74	77,684.88
CCEA	ENVIRONMENTAL COMPLIANCE INSP (451)	1	33.3033	5,772.56	69,270.76

# Culver CITY

## Salary Schedule

Effective Date 07/01/2022

**Note:** For FIRE job titles, the printed hourly rates are for 40-hour employees. To determine the hourly rates for 56-hour employees, divide the annual rate by 2912. (Titles with two codes in parentheses indicate they are 40-hour & 56-hour positions. The first code is for 40-hr, the second one for 56-hr.)

Group	Title	Step	Hourly Rate	Monthly Rate	Annual Rate
CCEA	ENVIRONMENTAL COMPLIANCE INSP (451)	2	35.0047	6,067.49	72,809.88
CCEA	ENVIRONMENTAL COMPLIANCE INSP (451)	3	36.7939	6,377.61	76,531.26
CCEA	ENVIRONMENTAL COMPLIANCE INSP (451)	4	38.6742	6,703.54	80,442.44
CCEA	ENVIRONMENTAL COMPLIANCE INSP (451)	5	40.6505	7,046.09	84,553.04
CCEA	FACILITIES LEADWORKER (332)	1	34.8308	6,037.33	72,447.96
CCEA	FACILITIES LEADWORKER (332)	2	36.6115	6,345.99	76,151.92
CCEA	FACILITIES LEADWORKER (332)	3	38.4822	6,670.26	80,043.08
CCEA	FACILITIES LEADWORKER (332)	4	40.4478	7,010.94	84,131.32
CCEA	FACILITIES LEADWORKER (332)	5	42.5152	7,369.31	88,431.72
CCEA	FACILITIES MAINT CREW LEADER (322)	1	31.5263	5,464.55	65,574.60
CCEA	FACILITIES MAINT CREW LEADER (322)	2	33.1378	5,743.88	68,926.52
CCEA	FACILITIES MAINT CREW LEADER (322)	3	34.8308	6,037.33	72,447.96
CCEA	FACILITIES MAINT CREW LEADER (322)	4	36.6115	6,345.99	76,151.92
CCEA	FACILITIES MAINT CREW LEADER (322)	5	38.4822	6,670.26	80,043.08
CCEA	FACILITIES MAINTENANCE WORKER (303)	1	25.4749	4,415.65	52,987.74
CCEA	FACILITIES MAINTENANCE WORKER (303)	2	26.7778	4,641.48	55,697.72
CCEA	FACILITIES MAINTENANCE WORKER (303)	3	28.1483	4,879.03	58,548.36
CCEA	FACILITIES MAINTENANCE WORKER (303)	4	29.5524	5,122.41	61,468.94
CCEA	FACILITIES MAINTENANCE WORKER (303)	5	31.0594	5,383.63	64,603.50
CCEA	FIRE PREVENTION SPECIALIST (437)	1	42.3472	7,340.19	88,082.28
CCEA	FIRE PREVENTION SPECIALIST (437)	2	44.5119	7,715.39	92,584.70
CCEA	FIRE PREVENTION SPECIALIST (437)	3	46.7859	8,109.55	97,314.62
CCEA	FIRE PREVENTION SPECIALIST (437)	4	49.1775	8,524.10	102,289.20
CCEA	FIRE PREVENTION SPECIALIST (437)	5	51.6899	8,959.58	107,514.94
CCEA	FIRE PREVENTION SPECIALIST-REG PT (437R)	1	42.3472	7,340.19	88,082.28
CCEA	FIRE PREVENTION SPECIALIST-REG PT (437R)	2	44.5119	7,715.39	92,584.70
CCEA	FIRE PREVENTION SPECIALIST-REG PT (437R)	3	46.7859	8,109.55	97,314.62
CCEA	FLEET SERVICES ASSISTANT (210)	1	22.8290	3,957.03	47,484.32
CCEA	FLEET SERVICES ASSISTANT (210)	2	23.9966	4,159.42	49,912.98
CCEA	FLEET SERVICES ASSISTANT (210)	3	25.2229	4,371.97	52,463.58
CCEA	FLEET SERVICES ASSISTANT (210)	4	26.5128	4,595.54	55,146.52
CCEA	FLEET SERVICES ASSISTANT (210)	5	27.8699	4,830.78	57,969.34
CCEA	FLEET SERVICES ASSISTANT-REG PT (210R)	1	22.8290	3,957.03	47,484.32
CCEA	FLEET SERVICES ASSISTANT-REG PT (210R)	2	23.9966	4,159.42	49,912.98
CCEA	FLEET SERVICES ASSISTANT-REG PT (210R)	3	25.2229	4,371.97	52,463.58
CCEA	FLEET SERVICES SUPERVISOR (427)	1	37.5298	6,505.16	78,061.88
CCEA	FLEET SERVICES SUPERVISOR (427)	2	39.4478	6,837.61	82,051.32
CCEA	FLEET SERVICES SUPERVISOR (427)	3	41.4635	7,187.01	86,244.08
CCEA	FLEET SERVICES SUPERVISOR (427)	4	43.5824	7,554.28	90,651.34

# Culver CITY

## Salary Schedule

Effective Date 07/01/2022

**Note:** For FIRE job titles, the printed hourly rates are for 40-hour employees. To determine the hourly rates for 56-hour employees, divide the annual rate by 2912. (Titles with two codes in parentheses indicate they are 40-hour & 56-hour positions. The first code is for 40-hr, the second one for 56-hr.)

Group	Title	Step	Hourly Rate	Monthly Rate	Annual Rate
CCEA	FLEET SERVICES SUPERVISOR (427)	5	45.8098	7,940.36	95,284.28
CCEA	FLEET SERVICES TECHNICIAN (309)	1	26.3796	4,572.47	54,869.62
CCEA	FLEET SERVICES TECHNICIAN (309)	2	27.7307	4,806.66	57,679.96
CCEA	FLEET SERVICES TECHNICIAN (309)	3	29.1227	5,047.94	60,575.32
CCEA	FLEET SERVICES TECHNICIAN (309)	4	30.5986	5,303.76	63,645.14
CCEA	FLEET SERVICES TECHNICIAN (309)	5	32.1622	5,574.79	66,897.48
CCEA	FORENSIC SPECIALIST (335)	1	37.1635	6,441.67	77,300.08
CCEA	FORENSIC SPECIALIST (335)	2	39.0619	6,770.73	81,248.70
CCEA	FORENSIC SPECIALIST (335)	3	41.0585	7,116.81	85,401.68
CCEA	FORENSIC SPECIALIST (335)	4	43.1562	7,480.42	89,765.00
CCEA	FORENSIC SPECIALIST (335)	5	45.3616	7,862.68	94,352.18
CCEA	GIS ANALYST (438)	1	43.3720	7,517.81	90,213.76
CCEA	GIS ANALYST (438)	2	45.5882	7,901.96	94,823.56
CCEA	GIS ANALYST (438)	3	47.9174	8,305.68	99,668.14
CCEA	GIS ANALYST (438)	4	50.3666	8,730.22	104,762.58
CCEA	GIS ANALYST (438)	5	52.9403	9,176.31	110,115.72
CCEA	GIS TECHNICIAN (424)	1	36.0692	6,252.00	75,024.04
CCEA	GIS TECHNICIAN (424)	2	37.9122	6,571.46	78,857.48
CCEA	GIS TECHNICIAN (424)	3	39.8490	6,907.16	82,885.92
CCEA	GIS TECHNICIAN (424)	4	41.8852	7,260.11	87,121.32
CCEA	GIS TECHNICIAN (424)	5	44.0260	7,631.17	91,574.08
CCEA	GRAPHIC SERVICES ASSISTANT (209)	1	22.7138	3,937.05	47,244.60
CCEA	GRAPHIC SERVICES ASSISTANT (209)	2	23.8765	4,138.59	49,663.12
CCEA	GRAPHIC SERVICES ASSISTANT (209)	3	25.0970	4,350.15	52,201.76
CCEA	GRAPHIC SERVICES ASSISTANT (209)	4	26.3796	4,572.47	54,869.62
CCEA	GRAPHIC SERVICES ASSISTANT (209)	5	27.7307	4,806.66	57,679.96
CCEA	GRAPHIC SERVICES SUPERVISOR (413)	1	32.3228	5,602.61	67,231.32
CCEA	GRAPHIC SERVICES SUPERVISOR (413)	2	33.9741	5,888.85	70,666.18
CCEA	GRAPHIC SERVICES SUPERVISOR (413)	3	35.7103	6,189.78	74,277.32
CCEA	GRAPHIC SERVICES SUPERVISOR (413)	4	37.5354	6,506.13	78,073.58
CCEA	GRAPHIC SERVICES SUPERVISOR (413)	5	39.4529	6,838.50	82,061.98
CCEA	HEAVY EQUIPMENT OPERATOR (313)	1	27.8699	4,830.78	57,969.34
CCEA	HEAVY EQUIPMENT OPERATOR (313)	2	29.2654	5,072.67	60,871.98
CCEA	HEAVY EQUIPMENT OPERATOR (313)	3	30.7509	5,330.15	63,961.82
CCEA	HEAVY EQUIPMENT OPERATOR (313)	4	32.3228	5,602.61	67,231.32
CCEA	HEAVY EQUIPMENT OPERATOR (313)	5	33.9741	5,888.85	70,666.18
CCEA	HEAVY EQUIPMENT OPERATOR-REG PT (313R)	1	27.8699	4,830.78	57,969.34
CCEA	HEAVY EQUIPMENT OPERATOR-REG PT (313R)	2	29.2654	5,072.67	60,871.98
CCEA	HEAVY EQUIPMENT OPERATOR-REG PT (313R)	3	30.7509	5,330.15	63,961.82

# Culver CITY

## Salary Schedule

Effective Date 07/01/2022

**Note:** For FIRE job titles, the printed hourly rates are for 40-hour employees. To determine the hourly rates for 56-hour employees, divide the annual rate by 2912. (Titles with two codes in parentheses indicate they are 40-hour & 56-hour positions. The first code is for 40-hr, the second one for 56-hr.)

Group	Title	Step	Hourly Rate	Monthly Rate	Annual Rate
CCEA	HEAVY TRUCK DRIVER (312)	1	26.7778	4,641.48	55,697.72
CCEA	HEAVY TRUCK DRIVER (312)	2	28.1483	4,879.03	58,548.36
CCEA	HEAVY TRUCK DRIVER (312)	3	29.5524	5,122.41	61,468.94
CCEA	HEAVY TRUCK DRIVER (312)	4	31.0594	5,383.63	64,603.50
CCEA	HEAVY TRUCK DRIVER (312)	5	32.6468	5,658.77	67,905.24
CCEA	HEAVY TRUCK DRIVER-REG PT (312R)	1	26.7778	4,641.48	55,697.72
CCEA	HEAVY TRUCK DRIVER-REG PT (312R)	2	28.1483	4,879.03	58,548.36
CCEA	HEAVY TRUCK DRIVER-REG PT (312R)	3	29.5524	5,122.41	61,468.94
CCEA	HOUSING ASSISTANT (409)	1	30.7509	5,330.15	63,961.82
CCEA	HOUSING ASSISTANT (409)	2	32.3228	5,602.61	67,231.32
CCEA	HOUSING ASSISTANT (409)	3	33.9741	5,888.85	70,666.18
CCEA	HOUSING ASSISTANT (409)	4	35.7103	6,189.78	74,277.32
CCEA	HOUSING ASSISTANT (409)	5	37.5354	6,506.13	78,073.58
CCEA	HOUSING SPECIALIST (426)	1	36.6115	6,345.99	76,151.92
CCEA	HOUSING SPECIALIST (426)	2	38.4822	6,670.26	80,043.08
CCEA	HOUSING SPECIALIST (426)	3	40.4478	7,010.94	84,131.32
CCEA	HOUSING SPECIALIST (426)	4	42.5152	7,369.31	88,431.72
CCEA	HOUSING SPECIALIST (426)	5	44.6882	7,745.96	92,951.56
CCEA	HUMAN RESOURCES ASSOCIATE (410)	1	34.6788	6,010.98	72,131.80
CCEA	HUMAN RESOURCES ASSOCIATE (410)	2	36.4515	6,318.26	75,819.12
CCEA	HUMAN RESOURCES ASSOCIATE (410)	3	38.3140	6,641.09	79,693.12
CCEA	HUMAN RESOURCES ASSOCIATE (410)	4	40.2728	6,980.61	83,767.32
CCEA	HUMAN RESOURCES ASSOCIATE (410)	5	42.3304	7,337.27	88,047.18
CCEA	HUMAN RESOURCES TECHNICIAN (411)	1	31.5263	5,464.55	65,574.60
CCEA	HUMAN RESOURCES TECHNICIAN (411)	2	33.1378	5,743.88	68,926.52
CCEA	HUMAN RESOURCES TECHNICIAN (411)	3	34.8308	6,037.33	72,447.96
CCEA	HUMAN RESOURCES TECHNICIAN (411)	4	36.6115	6,345.99	76,151.92
CCEA	HUMAN RESOURCES TECHNICIAN (411)	5	38.4822	6,670.26	80,043.08
CCEA	HVAC MAINTENANCE WORKER (326)	1	32.6468	5,658.77	67,905.24
CCEA	HVAC MAINTENANCE WORKER (326)	2	34.3148	5,947.89	71,374.68
CCEA	HVAC MAINTENANCE WORKER (326)	3	36.0692	6,252.00	75,024.04
CCEA	HVAC MAINTENANCE WORKER (326)	4	37.9122	6,571.46	78,857.48
CCEA	HVAC MAINTENANCE WORKER (326)	5	39.8490	6,907.16	82,885.92
CCEA	HVAC TECHNICIAN (339)	1	34.2791	5,941.72	71,300.58
CCEA	HVAC TECHNICIAN (339)	2	36.0238	6,244.12	74,929.40
CCEA	HVAC TECHNICIAN (339)	3	37.8726	6,564.59	78,775.06
CCEA	HVAC TECHNICIAN (339)	4	39.8078	6,900.01	82,800.12
CCEA	HVAC TECHNICIAN (339)	5	41.8415	7,252.53	87,030.32
CCEA	INFORMATION SYSTEMS ANALYST (435)	1	41.2636	7,152.36	85,828.34
CCEA	INFORMATION SYSTEMS ANALYST (435)	2	43.3720	7,517.81	90,213.76
CCEA	INFORMATION SYSTEMS ANALYST (435)	3	45.5882	7,901.96	94,823.56

# Culver CITY

## Salary Schedule

Effective Date 07/01/2022

Note: For FIRE job titles, the printed hourly rates are for 40-hour employees. To determine the hourly rates for 56-hour employees, divide the annual rate by 2912. (Titles with two codes in parentheses indicate they are 40-hour & 56-hour positions. The first code is for 40-hr, the second one for 56-hr.)

Group	Title	Step	Hourly Rate	Monthly Rate	Annual Rate
CCEA	INFORMATION SYSTEMS ANALYST (435)	4	47.9174	8,305.68	99,668.14
CCEA	INFORMATION SYSTEMS ANALYST (435)	5	50.3666	8,730.22	104,762.58
CCEA	INFORMATION TECHNOLOGY ANALYST (418)	1	33.4701	5,801.49	69,617.86
CCEA	INFORMATION TECHNOLOGY ANALYST (418)	2	35.1801	6,097.89	73,174.66
CCEA	INFORMATION TECHNOLOGY ANALYST (418)	3	36.9774	6,409.41	76,912.94
CCEA	INFORMATION TECHNOLOGY ANALYST (418)	4	38.8673	6,736.99	80,843.88
CCEA	INFORMATION TECHNOLOGY ANALYST (418)	5	40.8532	7,081.23	84,974.76
CCEA	IRRIGATION MAINTENANCE TECHNIC (304)	1	25.4749	4,415.65	52,987.74
CCEA	IRRIGATION MAINTENANCE TECHNIC (304)	2	26.7778	4,641.48	55,697.72
CCEA	IRRIGATION MAINTENANCE TECHNIC (304)	3	28.1483	4,879.03	58,548.36
CCEA	IRRIGATION MAINTENANCE TECHNIC (304)	4	29.5524	5,122.41	61,468.94
CCEA	IRRIGATION MAINTENANCE TECHNIC (304)	5	31.0594	5,383.63	64,603.50
CCEA	JAILER (218)	1	25.4749	4,415.65	52,987.74
CCEA	JAILER (218)	2	26.7778	4,641.48	55,697.72
CCEA	JAILER (218)	3	28.1483	4,879.03	58,548.36
CCEA	JAILER (218)	4	29.5524	5,122.41	61,468.94
CCEA	JAILER (218)	5	31.0594	5,383.63	64,603.50
CCEA	JAILER - Y-RATE (297)	1	32.3439	5,606.27	67,275.26
CCEA	LABORER (204)	1	21.1825	3,671.63	44,059.60
CCEA	LABORER (204)	2	22.2661	3,859.46	46,313.54
CCEA	LABORER (204)	3	23.4050	4,056.87	48,682.40
CCEA	LABORER (204)	4	24.6012	4,264.22	51,170.60
CCEA	LABORER (204)	5	25.8588	4,482.18	53,786.20
CCEA	LABORER-REG PT (204R)	1	21.1825	3,671.63	44,059.60
CCEA	LABORER-REG PT (204R)	2	22.2661	3,859.46	46,313.54
CCEA	LABORER-REG PT (204R)	3	23.4050	4,056.87	48,682.40
CCEA	LEGAL SECRETARY (412)	1	32.1622	5,574.79	66,897.48
CCEA	LEGAL SECRETARY (412)	2	33.8060	5,859.71	70,316.48
CCEA	LEGAL SECRETARY (412)	3	35.5328	6,159.01	73,908.12
CCEA	LEGAL SECRETARY (412)	4	37.3485	6,473.74	77,684.88
CCEA	LEGAL SECRETARY (412)	5	39.2575	6,804.63	81,655.60
CCEA	MAINTENANCE CARPENTER (319)	1	29.5524	5,122.41	61,468.94
CCEA	MAINTENANCE CARPENTER (319)	2	31.0594	5,383.63	64,603.50
CCEA	MAINTENANCE CARPENTER (319)	3	32.6468	5,658.77	67,905.24
CCEA	MAINTENANCE CARPENTER (319)	4	34.3148	5,947.89	71,374.68
CCEA	MAINTENANCE CARPENTER (319)	5	36.0692	6,252.00	75,024.04
CCEA	MAINTENANCE ELECTRICIAN (328)	1	33.1378	5,743.88	68,926.52
CCEA	MAINTENANCE ELECTRICIAN (328)	2	34.8308	6,037.33	72,447.96
CCEA	MAINTENANCE ELECTRICIAN (328)	3	36.6115	6,345.99	76,151.92
CCEA	MAINTENANCE ELECTRICIAN (328)	4	38.4822	6,670.26	80,043.08

# Culver CITY

## Salary Schedule

Effective Date 07/01/2022

**Note:** For FIRE job titles, the printed hourly rates are for 40-hour employees. To determine the hourly rates for 56-hour employees, divide the annual rate by 2912. (Titles with two codes in parentheses indicate they are 40-hour & 56-hour positions. The first code is for 40-hr, the second one for 56-hr.)

Group	Title	Step	Hourly Rate	Monthly Rate	Annual Rate
CCEA	MAINTENANCE ELECTRICIAN (328)	5	40.4478	7,010.94	84,131.32
CCEA	MAINTENANCE PAINTER (317)	1	29.4084	5,097.45	61,169.42
CCEA	MAINTENANCE PAINTER (317)	2	30.9047	5,356.82	64,281.88
CCEA	MAINTENANCE PAINTER (317)	3	32.4849	5,630.71	67,568.54
CCEA	MAINTENANCE PAINTER (317)	4	34.1444	5,918.36	71,020.30
CCEA	MAINTENANCE PAINTER (317)	5	35.8891	6,220.78	74,649.38
CCEA	MAINTENANCE PLUMBER (329)	1	33.1378	5,743.88	68,926.52
CCEA	MAINTENANCE PLUMBER (329)	2	34.8308	6,037.33	72,447.96
CCEA	MAINTENANCE PLUMBER (329)	3	36.6115	6,345.99	76,151.92
CCEA	MAINTENANCE PLUMBER (329)	4	38.4822	6,670.26	80,043.08
CCEA	MAINTENANCE PLUMBER (329)	5	40.4478	7,010.94	84,131.32
CCEA	MAINTENANCE WORKER I (206)	1	22.1546	3,840.14	46,081.62
CCEA	MAINTENANCE WORKER I (206)	2	23.2886	4,036.70	48,440.34
CCEA	MAINTENANCE WORKER I (206)	3	24.4777	4,242.81	50,913.72
CCEA	MAINTENANCE WORKER I (206)	4	25.7293	4,459.74	53,516.84
CCEA	MAINTENANCE WORKER I (206)	5	27.0467	4,688.10	56,257.24
CCEA	MAINTENANCE WORKER I-REG PT (206R)	1	22.1546	3,840.14	46,081.62
CCEA	MAINTENANCE WORKER I-REG PT (206R)	2	23.2886	4,036.70	48,440.34
CCEA	MAINTENANCE WORKER I-REG PT (206R)	3	24.4777	4,242.81	50,913.72
CCEA	MAINTENANCE WORKER II (213)	1	23.5226	4,077.26	48,927.06
CCEA	MAINTENANCE WORKER II (213)	2	24.7236	4,285.43	51,425.14
CCEA	MAINTENANCE WORKER II (213)	3	25.9886	4,504.70	54,056.34
CCEA	MAINTENANCE WORKER II (213)	4	27.3190	4,735.29	56,823.52
CCEA	MAINTENANCE WORKER II (213)	5	28.6990	4,974.49	59,693.92
CCEA	MAINTENANCE WORKER II-REG PT (213R)	1	23.5226	4,077.26	48,927.06
CCEA	MAINTENANCE WORKER II-REG PT (213R)	2	24.7236	4,285.43	51,425.14
CCEA	MAINTENANCE WORKER II-REG PT (213R)	3	25.9886	4,504.70	54,056.34
CCEA	NETWORK ADMINISTRATOR (440)	1	45.3616	7,862.68	94,352.18
CCEA	NETWORK ADMINISTRATOR (440)	2	47.6798	8,264.49	99,173.88
CCEA	NETWORK ADMINISTRATOR (440)	3	50.1156	8,686.71	104,240.50
CCEA	NETWORK ADMINISTRATOR (440)	4	52.6765	9,130.59	109,567.12
CCEA	NETWORK ADMINISTRATOR (440)	5	55.3691	9,597.32	115,167.78
CCEA	OCCUPANCY SPECIALIST (232)	1	22.6021	3,917.70	47,012.42
CCEA	OCCUPANCY SPECIALIST (232)	2	23.7578	4,118.01	49,416.12
CCEA	OCCUPANCY SPECIALIST (232)	3	24.9719	4,328.46	51,941.50
CCEA	OCCUPANCY SPECIALIST (232)	4	26.2490	4,549.83	54,597.92
CCEA	OCCUPANCY SPECIALIST (232)	5	27.5927	4,782.74	57,392.92
CCEA	OFFICE AUTOMATION SPECIALIST (229)	1	30.5986	5,303.76	63,645.14
CCEA	OFFICE AUTOMATION SPECIALIST (229)	2	32.1622	5,574.79	66,897.48
CCEA	OFFICE AUTOMATION SPECIALIST (229)	3	33.8060	5,859.71	70,316.48



# Culver CITY

## Salary Schedule

Effective Date 07/01/2022

**Note:** For FIRE job titles, the printed hourly rates are for 40-hour employees. To determine the hourly rates for 56-hour employees, divide the annual rate by 2912. (Titles with two codes in parentheses indicate they are 40-hour & 56-hour positions. The first code is for 40-hr, the second one for 56-hr.)

Group	Title	Step	Hourly Rate	Monthly Rate	Annual Rate
CCEA	OFFICE AUTOMATION SPECIALIST (229)	4	35.5328	6,159.01	73,908.12
CCEA	OFFICE AUTOMATION SPECIALIST (229)	5	37.3485	6,473.74	77,684.88
CCEA	PARK MAINTENANCE CREWLEADER (315)	1	28.6990	4,974.49	59,693.92
CCEA	PARK MAINTENANCE CREWLEADER (315)	2	30.1438	5,224.92	62,699.00
CCEA	PARK MAINTENANCE CREWLEADER (315)	3	31.6845	5,491.98	65,903.76
CCEA	PARK MAINTENANCE CREWLEADER (315)	4	33.3033	5,772.56	69,270.76
CCEA	PARK MAINTENANCE CREWLEADER (315)	5	35.0047	6,067.49	72,809.88
CCEA	PARK PATROL OFFICER (220)	1	26.2490	4,549.83	54,597.92
CCEA	PARK PATROL OFFICER (220)	2	27.5927	4,782.74	57,392.92
CCEA	PARK PATROL OFFICER (220)	3	28.9798	5,023.16	60,277.88
CCEA	PARK PATROL OFFICER (220)	4	30.4463	5,277.35	63,328.20
CCEA	PARK PATROL OFFICER (220)	5	32.0027	5,547.14	66,565.72
CCEA	PARKING ENFORCEMENT OFFICER (214)	1	24.1154	4,180.00	50,159.98
CCEA	PARKING ENFORCEMENT OFFICER (214)	2	25.3490	4,393.83	52,725.92
CCEA	PARKING ENFORCEMENT OFFICER (214)	3	26.6447	4,618.42	55,421.08
CCEA	PARKING ENFORCEMENT OFFICER (214)	4	28.0092	4,854.94	58,259.24
CCEA	PARKING ENFORCEMENT OFFICER (214)	5	29.4084	5,097.45	61,169.42
CCEA	PARKING ENFORCEMENT SUPERVISOR (446)	1	33.1378	5,743.88	68,926.52
CCEA	PARKING ENFORCEMENT SUPERVISOR (446)	2	34.8308	6,037.33	72,447.96
CCEA	PARKING ENFORCEMENT SUPERVISOR (446)	3	36.6115	6,345.99	76,151.92
CCEA	PARKING ENFORCEMENT SUPERVISOR (446)	4	38.4822	6,670.26	80,043.08
CCEA	PARKING ENFORCEMENT SUPERVISOR (446)	5	40.4478	7,010.94	84,131.32
CCEA	PARKING METER TECHNICIAN (310)	1	27.6986	4,801.10	57,613.14
CCEA	PARKING METER TECHNICIAN (310)	2	29.1173	5,046.99	60,563.88
CCEA	PARKING METER TECHNICIAN (310)	3	30.5788	5,300.32	63,603.80
CCEA	PARKING METER TECHNICIAN (310)	4	32.1284	5,568.92	66,827.02
CCEA	PARKING METER TECHNICIAN (310)	5	33.7702	5,853.51	70,242.12
CCEA	PAYROLL TECHNICIAN (423)	1	34.6788	6,010.98	72,131.80
CCEA	PAYROLL TECHNICIAN (423)	2	36.4515	6,318.26	75,819.12
CCEA	PAYROLL TECHNICIAN (423)	3	38.3140	6,641.09	79,693.12
CCEA	PAYROLL TECHNICIAN (423)	4	40.2728	6,980.61	83,767.32
CCEA	PAYROLL TECHNICIAN (423)	5	42.3304	7,337.27	88,047.18
CCEA	PERMIT TECHNICIAN (215)	1	24.7236	4,285.43	51,425.14
CCEA	PERMIT TECHNICIAN (215)	2	25.9886	4,504.70	54,056.34
CCEA	PERMIT TECHNICIAN (215)	3	27.3190	4,735.29	56,823.52
CCEA	PERMIT TECHNICIAN (215)	4	28.6990	4,974.49	59,693.92
CCEA	PERMIT TECHNICIAN (215)	5	30.1438	5,224.92	62,699.00
CCEA	PERMIT TECHNICIAN II (230)	1	28.4321	4,928.24	59,138.82

# Culver CITY

## Salary Schedule

Effective Date 07/01/2022

**Note:** For FIRE job titles, the printed hourly rates are for 40-hour employees. To determine the hourly rates for 56-hour employees, divide the annual rate by 2912. (Titles with two codes in parentheses indicate they are 40-hour & 56-hour positions. The first code is for 40-hr, the second one for 56-hr.)

Group	Title	Step	Hourly Rate	Monthly Rate	Annual Rate
CCEA	PERMIT TECHNICIAN II (230)	2	29.8868	5,180.37	62,164.44
CCEA	PERMIT TECHNICIAN II (230)	3	31.4169	5,445.59	65,347.10
CCEA	PERMIT TECHNICIAN II (230)	4	33.0038	5,720.65	68,647.80
CCEA	PERMIT TECHNICIAN II (230)	5	34.6653	6,008.64	72,103.72
CCEA	PERMIT TECHNICIAN-REG PT (215R)	1	24.7236	4,285.43	51,425.14
CCEA	PERMIT TECHNICIAN-REG PT (215R)	2	25.9886	4,504.70	54,056.34
CCEA	PERMIT TECHNICIAN-REG PT (215R)	3	27.3190	4,735.29	56,823.52
CCEA	PLAN CHECK ENGINEER (436)	1	42.4889	7,364.74	88,376.86
CCEA	PLAN CHECK ENGINEER (436)	2	44.6595	7,740.98	92,891.76
CCEA	PLAN CHECK ENGINEER (436)	3	46.9418	8,136.57	97,638.84
CCEA	PLAN CHECK ENGINEER (436)	4	49.3406	8,552.38	102,628.50
CCEA	PLAN CHECK ENGINEER (436)	5	51.8628	8,989.54	107,874.52
CCEA	PLANNING TECHNICIAN (400)	1	26.2490	4,549.83	54,597.92
CCEA	PLANNING TECHNICIAN (400)	2	27.5927	4,782.74	57,392.92
CCEA	PLANNING TECHNICIAN (400)	3	28.9798	5,023.16	60,277.88
CCEA	PLANNING TECHNICIAN (400)	4	30.4463	5,277.35	63,328.20
CCEA	PLANNING TECHNICIAN (400)	5	32.0027	5,547.14	66,565.72
CCEA	PLANNING TECHNICIAN II (449)	1	33.1378	5,743.88	68,926.52
CCEA	PLANNING TECHNICIAN II (449)	2	34.8308	6,037.33	72,447.96
CCEA	PLANNING TECHNICIAN II (449)	3	36.6115	6,345.99	76,151.92
CCEA	PLANNING TECHNICIAN II (449)	4	38.4822	6,670.26	80,043.08
CCEA	PLANNING TECHNICIAN II (449)	5	40.4478	7,010.94	84,131.32
CCEA	POLICE RCRDS/PROPERTY SPRVSR (447)	1	33.1378	5,743.88	68,926.52
CCEA	POLICE RCRDS/PROPERTY SPRVSR (447)	2	34.8308	6,037.33	72,447.96
CCEA	POLICE RCRDS/PROPERTY SPRVSR (447)	3	36.6115	6,345.99	76,151.92
CCEA	POLICE RCRDS/PROPERTY SPRVSR (447)	4	38.4822	6,670.26	80,043.08
CCEA	POLICE RCRDS/PROPERTY SPRVSR (447)	5	40.4478	7,010.94	84,131.32
CCEA	POLICE RECORDS TECH-Y-RATE (296)	1	32.3439	5,606.27	67,275.26
CCEA	POLICE RECORDS TECHNICIAN (208)	1	22.6021	3,917.70	47,012.42
CCEA	POLICE RECORDS TECHNICIAN (208)	2	23.7578	4,118.01	49,416.12
CCEA	POLICE RECORDS TECHNICIAN (208)	3	24.9719	4,328.46	51,941.50
CCEA	POLICE RECORDS TECHNICIAN (208)	4	26.2490	4,549.83	54,597.92
CCEA	POLICE RECORDS TECHNICIAN (208)	5	27.5927	4,782.74	57,392.92
CCEA	POOL MAINTENANCE TECHNICIAN (330)	1	33.1378	5,743.88	68,926.52
CCEA	POOL MAINTENANCE TECHNICIAN (330)	2	34.8308	6,037.33	72,447.96
CCEA	POOL MAINTENANCE TECHNICIAN (330)	3	36.6115	6,345.99	76,151.92
CCEA	POOL MAINTENANCE TECHNICIAN (330)	4	38.4822	6,670.26	80,043.08
CCEA	POOL MAINTENANCE TECHNICIAN (330)	5	40.4478	7,010.94	84,131.32
CCEA	PROPERTY INSPECTOR (443)	1	36.2493	6,283.20	75,398.44
CCEA	PROPERTY INSPECTOR (443)	2	38.1020	6,604.35	79,252.16

# Culver CITY

## Salary Schedule

Effective Date 07/01/2022

**Note:** For FIRE job titles, the printed hourly rates are for 40-hour employees. To determine the hourly rates for 56-hour employees, divide the annual rate by 2912. (Titles with two codes in parentheses indicate they are 40-hour & 56-hour positions. The first code is for 40-hr, the second one for 56-hr.)

Group	Title	Step	Hourly Rate	Monthly Rate	Annual Rate
CCEA	PROPERTY INSPECTOR (443)	3	40.0483	6,941.70	83,300.36
CCEA	PROPERTY INSPECTOR (443)	4	42.0953	7,296.51	87,558.12
CCEA	PROPERTY INSPECTOR (443)	5	44.2457	7,669.26	92,031.16
CCEA	PROPERTY TECHNICIAN (221)	1	26.5128	4,595.54	55,146.52
CCEA	PROPERTY TECHNICIAN (221)	2	27.8699	4,830.78	57,969.34
CCEA	PROPERTY TECHNICIAN (221)	3	29.2654	5,072.67	60,871.98
CCEA	PROPERTY TECHNICIAN (221)	4	30.7509	5,330.15	63,961.82
CCEA	PROPERTY TECHNICIAN (221)	5	32.3228	5,602.61	67,231.32
CCEA	PUBLIC ARTS COORDINATOR (457)	1	33.1378	5,743.88	68,926.52
CCEA	PUBLIC ARTS COORDINATOR (457)	2	34.8308	6,037.33	72,447.96
CCEA	PUBLIC ARTS COORDINATOR (457)	3	36.6115	6,345.99	76,151.92
CCEA	PUBLIC ARTS COORDINATOR (457)	4	38.4822	6,670.26	80,043.08
CCEA	PUBLIC ARTS COORDINATOR (457)	5	40.4478	7,010.94	84,131.32
CCEA	PUBLIC WORKS INSPECTOR (417)	1	33.3033	5,772.56	69,270.76
CCEA	PUBLIC WORKS INSPECTOR (417)	2	35.0047	6,067.49	72,809.88
CCEA	PUBLIC WORKS INSPECTOR (417)	3	36.7939	6,377.61	76,531.26
CCEA	PUBLIC WORKS INSPECTOR (417)	4	38.6742	6,703.54	80,442.44
CCEA	PUBLIC WORKS INSPECTOR (417)	5	40.6505	7,046.09	84,553.04
CCEA	REC & COMMUNITY SVCS COORDINAT (454)	1	30.7509	5,330.15	63,961.82
CCEA	REC & COMMUNITY SVCS COORDINAT (454)	2	32.3228	5,602.61	67,231.32
CCEA	REC & COMMUNITY SVCS COORDINAT (454)	3	33.9741	5,888.85	70,666.18
CCEA	REC & COMMUNITY SVCS COORDINAT (454)	4	35.7103	6,189.78	74,277.32
CCEA	REC & COMMUNITY SVCS COORDINAT (454)	5	37.5354	6,506.13	78,073.58
CCEA	REC & COMMUNITY SVCS COORDINAT-REG PT (454R)	1	30.7509	5,330.15	63,961.82
CCEA	REC & COMMUNITY SVCS COORDINAT-REG PT (454R)	2	32.3228	5,602.61	67,231.32
CCEA	REC & COMMUNITY SVCS COORDINAT-REG PT (454R)	3	33.9741	5,888.85	70,666.18
CCEA	RECORDS MGMT COORDINATOR (450)	1	31.5263	5,464.55	65,574.60
CCEA	RECORDS MGMT COORDINATOR (450)	2	33.1378	5,743.88	68,926.52
CCEA	RECORDS MGMT COORDINATOR (450)	3	34.8308	6,037.33	72,447.96
CCEA	RECORDS MGMT COORDINATOR (450)	4	36.6115	6,345.99	76,151.92
CCEA	RECORDS MGMT COORDINATOR (450)	5	38.4822	6,670.26	80,043.08
CCEA	RECREATION COORDINATOR (227)	1	29.9937	5,198.92	62,387.00
CCEA	RECREATION COORDINATOR (227)	2	31.5263	5,464.55	65,574.60
CCEA	RECREATION COORDINATOR (227)	3	33.1378	5,743.88	68,926.52
CCEA	RECREATION COORDINATOR (227)	4	34.8308	6,037.33	72,447.96
CCEA	RECREATION COORDINATOR (227)	5	36.6115	6,345.99	76,151.92
CCEA	RECREATION COORDINATOR-REG PT (227R)	1	29.9937	5,198.92	62,387.00
CCEA	RECREATION COORDINATOR-REG PT (227R)	2	31.5263	5,464.55	65,574.60
CCEA	RECREATION COORDINATOR-REG PT (227R)	3	33.1378	5,743.88	68,926.52

# Culver CITY

## Salary Schedule

Effective Date 07/01/2022

**Note:** For FIRE job titles, the printed hourly rates are for 40-hour employees. To determine the hourly rates for 56-hour employees, divide the annual rate by 2912. (Titles with two codes in parentheses indicate they are 40-hour & 56-hour positions. The first code is for 40-hr, the second one for 56-hr.)

Group	Title	Step	Hourly Rate	Monthly Rate	Annual Rate
CCEA	SAFETY OFFICER (444)	1	36.4291	6,314.38	75,772.58
CCEA	SAFETY OFFICER (444)	2	38.2902	6,636.98	79,643.72
CCEA	SAFETY OFFICER (444)	3	40.2472	6,976.19	83,714.28
CCEA	SAFETY OFFICER (444)	4	42.3041	7,332.72	87,992.58
CCEA	SAFETY OFFICER (444)	5	44.4652	7,707.31	92,487.72
CCEA	SAFETY SERVICES COMM OPER (225)	1	28.5586	4,950.16	59,401.94
CCEA	SAFETY SERVICES COMM OPER (225)	2	29.9937	5,198.92	62,387.00
CCEA	SAFETY SERVICES COMM OPER (225)	3	31.5263	5,464.55	65,574.60
CCEA	SAFETY SERVICES COMM OPER (225)	4	33.1378	5,743.88	68,926.52
CCEA	SAFETY SERVICES COMM OPER (225)	5	34.8308	6,037.33	72,447.96
CCEA	SANITATION COLLECTOR (301)	1	22.8290	3,957.03	47,484.32
CCEA	SANITATION COLLECTOR (301)	2	23.9966	4,159.42	49,912.98
CCEA	SANITATION COLLECTOR (301)	3	25.2229	4,371.97	52,463.58
CCEA	SANITATION COLLECTOR (301)	4	26.5128	4,595.54	55,146.52
CCEA	SANITATION COLLECTOR (301)	5	27.8699	4,830.78	57,969.34
CCEA	SANITATION DISPATCH (226)	1	29.2654	5,072.67	60,871.98
CCEA	SANITATION DISPATCH (226)	2	30.7509	5,330.15	63,961.82
CCEA	SANITATION DISPATCH (226)	3	32.3228	5,602.61	67,231.32
CCEA	SANITATION DISPATCH (226)	4	33.9741	5,888.85	70,666.18
CCEA	SANITATION DISPATCH (226)	5	35.7103	6,189.78	74,277.32
CCEA	SANITATION DISPATCH-REG PT (226R)	1	29.2654	5,072.67	60,871.98
CCEA	SANITATION DISPATCH-REG PT (226R)	2	30.7509	5,330.15	63,961.82
CCEA	SANITATION DISPATCH-REG PT (226R)	3	32.3228	5,602.61	67,231.32
CCEA	SANITATION DRIVER (306)	1	25.8588	4,482.18	53,786.20
CCEA	SANITATION DRIVER (306)	2	27.1824	4,711.61	56,539.34
CCEA	SANITATION DRIVER (306)	3	28.5586	4,950.16	59,401.94
CCEA	SANITATION DRIVER (306)	4	29.9937	5,198.92	62,387.00
CCEA	SANITATION DRIVER (306)	5	31.5263	5,464.55	65,574.60
CCEA	SANITATION DRIVER-REG PT (306R)	1	25.8588	4,482.18	53,786.20
CCEA	SANITATION DRIVER-REG PT (306R)	2	27.1824	4,711.61	56,539.34
CCEA	SANITATION DRIVER-REG PT (306R)	3	28.5586	4,950.16	59,401.94
CCEA	SANITATION ROLL-OFF DRIVER (311)	1	26.3796	4,572.47	54,869.62
CCEA	SANITATION ROLL-OFF DRIVER (311)	2	27.7307	4,806.66	57,679.96
CCEA	SANITATION ROLL-OFF DRIVER (311)	3	29.1227	5,047.94	60,575.32
CCEA	SANITATION ROLL-OFF DRIVER (311)	4	30.5986	5,303.76	63,645.14
CCEA	SANITATION ROLL-OFF DRIVER (311)	5	32.1622	5,574.79	66,897.48
CCEA	SCOUT VEHICLE OPERATOR (212)	1	23.2886	4,036.70	48,440.34
CCEA	SCOUT VEHICLE OPERATOR (212)	2	24.4777	4,242.81	50,913.72
CCEA	SCOUT VEHICLE OPERATOR (212)	3	25.7293	4,459.74	53,516.84
CCEA	SCOUT VEHICLE OPERATOR (212)	4	27.0467	4,688.10	56,257.24
CCEA	SCOUT VEHICLE OPERATOR (212)	5	28.4196	4,926.07	59,112.82

# Culver CITY

## Salary Schedule

Effective Date 07/01/2022

**Note:** For FIRE job titles, the printed hourly rates are for 40-hour employees. To determine the hourly rates for 56-hour employees, divide the annual rate by 2912. (Titles with two codes in parentheses indicate they are 40-hour & 56-hour positions. The first code is for 40-hr, the second one for 56-hr.)

Group	Title	Step	Hourly Rate	Monthly Rate	Annual Rate
CCEA	SCOUT VEHICLE OPERATOR-REG PT (212R)	1	23.2886	4,036.70	48,440.34
CCEA	SCOUT VEHICLE OPERATOR-REG PT (212R)	2	24.4777	4,242.81	50,913.72
CCEA	SCOUT VEHICLE OPERATOR-REG PT (212R)	3	25.7293	4,459.74	53,516.84
CCEA	SECRETARY (216)	1	24.7236	4,285.43	51,425.14
CCEA	SECRETARY (216)	2	25.9886	4,504.70	54,056.34
CCEA	SECRETARY (216)	3	27.3190	4,735.29	56,823.52
CCEA	SECRETARY (216)	4	28.6990	4,974.49	59,693.92
CCEA	SECRETARY (216)	5	30.1438	5,224.92	62,699.00
CCEA	SECRETARY Y-RATE (295)	1	32.8451	5,693.16	68,317.86
CCEA	SERVICE DESK TECHNICIAN (403)	1	29.1227	5,047.94	60,575.32
CCEA	SERVICE DESK TECHNICIAN (403)	2	30.5986	5,303.76	63,645.14
CCEA	SERVICE DESK TECHNICIAN (403)	3	32.1622	5,574.79	66,897.48
CCEA	SERVICE DESK TECHNICIAN (403)	4	33.8060	5,859.71	70,316.48
CCEA	SERVICE DESK TECHNICIAN (403)	5	35.5328	6,159.01	73,908.12
CCEA	SEWER LIFT STATION ELECTRO MEC (318)	1	29.4084	5,097.45	61,169.42
CCEA	SEWER LIFT STATION ELECTRO MEC (318)	2	30.9047	5,356.82	64,281.88
CCEA	SEWER LIFT STATION ELECTRO MEC (318)	3	32.4849	5,630.71	67,568.54
CCEA	SEWER LIFT STATION ELECTRO MEC (318)	4	34.1444	5,918.36	71,020.30
CCEA	SEWER LIFT STATION ELECTRO MEC (318)	5	35.8891	6,220.78	74,649.38
CCEA	SOLID WASTE & RECYC CRW SPVR (405)	1	34.5763	5,993.22	71,918.60
CCEA	SOLID WASTE & RECYC CRW SPVR (405)	2	36.3396	6,298.87	75,586.42
CCEA	SOLID WASTE & RECYC CRW SPVR (405)	3	38.1969	6,620.79	79,449.50
CCEA	SOLID WASTE & RECYC CRW SPVR (405)	4	40.1484	6,959.05	83,508.62
CCEA	SOLID WASTE & RECYC CRW SPVR (405)	5	42.2009	7,314.82	87,777.82
CCEA	SR & SOCIAL SERVICES SPEC (408)	1	30.7509	5,330.15	63,961.82
CCEA	SR & SOCIAL SERVICES SPEC (408)	2	32.3228	5,602.61	67,231.32
CCEA	SR & SOCIAL SERVICES SPEC (408)	3	33.9741	5,888.85	70,666.18
CCEA	SR & SOCIAL SERVICES SPEC (408)	4	35.7103	6,189.78	74,277.32
CCEA	SR & SOCIAL SERVICES SPEC (408)	5	37.5354	6,506.13	78,073.58
CCEA	SR ACCOUNT CLERK (217)	1	24.9719	4,328.46	51,941.50
CCEA	SR ACCOUNT CLERK (217)	2	26.2490	4,549.83	54,597.92
CCEA	SR ACCOUNT CLERK (217)	3	27.5927	4,782.74	57,392.92
CCEA	SR ACCOUNT CLERK (217)	4	28.9798	5,023.16	60,277.88
CCEA	SR ACCOUNT CLERK (217)	5	30.4463	5,277.35	63,328.20
CCEA	SR COMP PROGRAMMER ANALYST (442)	1	47.9174	8,305.68	99,668.14
CCEA	SR COMP PROGRAMMER ANALYST (442)	2	50.3666	8,730.22	104,762.58
CCEA	SR COMP PROGRAMMER ANALYST (442)	3	52.9403	9,176.31	110,115.72
CCEA	SR COMP PROGRAMMER ANALYST (442)	4	55.6451	9,645.16	115,741.86
CCEA	SR COMP PROGRAMMER ANALYST (442)	5	58.4890	10,138.09	121,657.12
CCEA	SR ENGINEERING TECHNICIAN (416)	1	33.3033	5,772.56	69,270.76

# Culver CITY

## Salary Schedule

Effective Date 07/01/2022

**Note:** For FIRE job titles, the printed hourly rates are for 40-hour employees. To determine the hourly rates for 56-hour employees, divide the annual rate by 2912. (Titles with two codes in parentheses indicate they are 40-hour & 56-hour positions. The first code is for 40-hr, the second one for 56-hr.)

Group	Title	Step	Hourly Rate	Monthly Rate	Annual Rate
CCEA	SR ENGINEERING TECHNICIAN (416)	2	35.0047	6,067.49	72,809.88
CCEA	SR ENGINEERING TECHNICIAN (416)	3	36.7939	6,377.61	76,531.26
CCEA	SR ENGINEERING TECHNICIAN (416)	4	38.6742	6,703.54	80,442.44
CCEA	SR ENGINEERING TECHNICIAN (416)	5	40.6505	7,046.09	84,553.04
CCEA	SR FLEET SERVICES TECHNICIAN (321)	1	29.9937	5,198.92	62,387.00
CCEA	SR FLEET SERVICES TECHNICIAN (321)	2	31.5263	5,464.55	65,574.60
CCEA	SR FLEET SERVICES TECHNICIAN (321)	3	33.1378	5,743.88	68,926.52
CCEA	SR FLEET SERVICES TECHNICIAN (321)	4	34.8308	6,037.33	72,447.96
CCEA	SR FLEET SERVICES TECHNICIAN (321)	5	36.6115	6,345.99	76,151.92
CCEA	SR FORENSIC SPECIALIST (448)	1	40.8795	7,085.78	85,029.36
CCEA	SR FORENSIC SPECIALIST (448)	2	42.9681	7,447.81	89,373.70
CCEA	SR FORENSIC SPECIALIST (448)	3	45.1643	7,828.47	93,941.64
CCEA	SR FORENSIC SPECIALIST (448)	4	47.4717	8,228.44	98,741.24
CCEA	SR FORENSIC SPECIALIST (448)	5	49.8978	8,648.94	103,787.32
CCEA	SR IRRIGATION MAINT TECH (458)	1	28.6990	4,974.49	59,693.92
CCEA	SR IRRIGATION MAINT TECH (458)	2	30.1438	5,224.92	62,699.00
CCEA	SR IRRIGATION MAINT TECH (458)	3	31.6845	5,491.98	65,903.76
CCEA	SR IRRIGATION MAINT TECH (458)	4	33.3033	5,772.56	69,270.76
CCEA	SR IRRIGATION MAINT TECH (458)	5	35.0047	6,067.49	72,809.88
CCEA	SR JAILER (404)	1	29.5524	5,122.41	61,468.94
CCEA	SR JAILER (404)	2	31.0594	5,383.63	64,603.50
CCEA	SR JAILER (404)	3	32.6468	5,658.77	67,905.24
CCEA	SR JAILER (404)	4	34.3148	5,947.89	71,374.68
CCEA	SR JAILER (404)	5	36.0692	6,252.00	75,024.04
CCEA	SR POOL MANAGER/RPT (341)	1	28.8750	5,005.00	60,060.00
CCEA	SR POOL MANAGER/RPT (341)	2	30.3188	5,255.25	63,063.00
CCEA	SR POOL MANAGER/RPT (341)	3	31.8347	5,518.02	66,216.28
CCEA	SR PUBLIC WORKS INSPECTOR (445)	1	37.5354	6,506.13	78,073.58
CCEA	SR PUBLIC WORKS INSPECTOR (445)	2	39.4529	6,838.50	82,061.98
CCEA	SR PUBLIC WORKS INSPECTOR (445)	3	41.4701	7,188.16	86,257.86
CCEA	SR PUBLIC WORKS INSPECTOR (445)	4	43.5892	7,555.47	90,665.64
CCEA	SR PUBLIC WORKS INSPECTOR (445)	5	45.8163	7,941.48	95,297.80
CCEA	SR WELDER (340)	1	31.8060	5,513.04	66,156.48
CCEA	SR WELDER (340)	2	33.4317	5,794.84	69,538.04
CCEA	SR WELDER (340)	3	35.1397	6,090.89	73,090.68
CCEA	SR WELDER (340)	4	37.1188	6,433.92	77,207.00
CCEA	SR WELDER (340)	5	38.8229	6,729.30	80,751.58
CCEA	STAFF ASST/SOLID WASTE OPS (421)	1	36.4291	6,314.38	75,772.58
CCEA	STAFF ASST/SOLID WASTE OPS (421)	2	38.2902	6,636.98	79,643.72
CCEA	STAFF ASST/SOLID WASTE OPS (421)	3	40.2472	6,976.19	83,714.28
CCEA	STAFF ASST/SOLID WASTE OPS (421)	4	42.3041	7,332.72	87,992.58

# Culver CITY

## Salary Schedule

Effective Date 07/01/2022

**Note:** For FIRE job titles, the printed hourly rates are for 40-hour employees. To determine the hourly rates for 56-hour employees, divide the annual rate by 2912. (Titles with two codes in parentheses indicate they are 40-hour & 56-hour positions. The first code is for 40-hr, the second one for 56-hr.)

Group	Title	Step	Hourly Rate	Monthly Rate	Annual Rate
CCEA	STAFF ASST/SOLID WASTE OPS (421)	5	44.4652	7,707.31	92,487.72
CCEA	STORES SPECIALIST (211)	1	23.2874	4,036.48	48,437.74
CCEA	STORES SPECIALIST (211)	2	24.4789	4,243.01	50,916.06
CCEA	STORES SPECIALIST (211)	3	25.7296	4,459.80	53,517.62
CCEA	STORES SPECIALIST (211)	4	27.0457	4,687.93	56,255.16
CCEA	STORES SPECIALIST (211)	5	28.4299	4,927.85	59,134.14
CCEA	STREET LIGHTS TECHNICIAN (331)	1	33.1378	5,743.88	68,926.52
CCEA	STREET LIGHTS TECHNICIAN (331)	2	34.8308	6,037.33	72,447.96
CCEA	STREET LIGHTS TECHNICIAN (331)	3	36.6115	6,345.99	76,151.92
CCEA	STREET LIGHTS TECHNICIAN (331)	4	38.4822	6,670.26	80,043.08
CCEA	STREET LIGHTS TECHNICIAN (331)	5	40.4478	7,010.94	84,131.32
CCEA	STREET MAINTENANCE CREW LEADER (323)	1	31.5263	5,464.55	65,574.60
CCEA	STREET MAINTENANCE CREW LEADER (323)	2	33.1378	5,743.88	68,926.52
CCEA	STREET MAINTENANCE CREW LEADER (323)	3	34.8308	6,037.33	72,447.96
CCEA	STREET MAINTENANCE CREW LEADER (323)	4	36.6115	6,345.99	76,151.92
CCEA	STREET MAINTENANCE CREW LEADER (323)	5	38.4822	6,670.26	80,043.08
CCEA	STRUCTURAL REHAB SPECIALIST (334)	1	38.0617	6,597.37	79,168.44
CCEA	STRUCTURAL REHAB SPECIALIST (334)	2	40.0071	6,934.57	83,214.82
CCEA	STRUCTURAL REHAB SPECIALIST (334)	3	42.0507	7,288.80	87,465.56
CCEA	STRUCTURAL REHAB SPECIALIST (334)	4	44.2001	7,661.36	91,936.26
CCEA	STRUCTURAL REHAB SPECIALIST (334)	5	46.4579	8,052.70	96,632.38
CCEA	SUBDRAIN CREWLEADER (324)	1	31.5263	5,464.55	65,574.60
CCEA	SUBDRAIN CREWLEADER (324)	2	33.1378	5,743.88	68,926.52
CCEA	SUBDRAIN CREWLEADER (324)	3	34.8308	6,037.33	72,447.96
CCEA	SUBDRAIN CREWLEADER (324)	4	36.6115	6,345.99	76,151.92
CCEA	SUBDRAIN CREWLEADER (324)	5	38.4822	6,670.26	80,043.08
CCEA	SUBDRAIN WORKER (302)	1	24.1154	4,180.00	50,159.98
CCEA	SUBDRAIN WORKER (302)	2	25.3490	4,393.83	52,725.92
CCEA	SUBDRAIN WORKER (302)	3	26.6447	4,618.42	55,421.08
CCEA	SUBDRAIN WORKER (302)	4	28.0092	4,854.94	58,259.24
CCEA	SUBDRAIN WORKER (302)	5	29.4084	5,097.45	61,169.42
CCEA	TELECOMMUNICATIONS ANALYST (430)	1	42.5417	7,373.90	88,486.84
CCEA	TELECOMMUNICATIONS ANALYST (430)	2	44.7156	7,750.71	93,008.50
CCEA	TELECOMMUNICATIONS ANALYST (430)	3	47.0005	8,146.75	97,761.04
CCEA	TELECOMMUNICATIONS ANALYST (430)	4	49.4028	8,563.14	102,757.72
CCEA	TELECOMMUNICATIONS ANALYST (430)	5	51.9264	9,000.57	108,006.86
CCEA	TRAFFIC PAINTER (308)	1	26.2490	4,549.83	54,597.92
CCEA	TRAFFIC PAINTER (308)	2	27.5927	4,782.74	57,392.92
CCEA	TRAFFIC PAINTER (308)	3	28.9798	5,023.16	60,277.88
CCEA	TRAFFIC PAINTER (308)	4	30.4463	5,277.35	63,328.20
CCEA	TRAFFIC PAINTER (308)	5	32.0027	5,547.14	66,565.72

# Culver CITY

## Salary Schedule

Effective Date 07/01/2022

**Note:** For FIRE job titles, the printed hourly rates are for 40-hour employees. To determine the hourly rates for 56-hour employees, divide the annual rate by 2912. (Titles with two codes in parentheses indicate they are 40-hour & 56-hour positions. The first code is for 40-hr, the second one for 56-hr.)

Group	Title	Step	Hourly Rate	Monthly Rate	Annual Rate
CCEA	TRAFFIC PAINTING CREWLEADER (325)	1	32.0027	5,547.14	66,565.72
CCEA	TRAFFIC PAINTING CREWLEADER (325)	2	33.6369	5,830.39	69,964.70
CCEA	TRAFFIC PAINTING CREWLEADER (325)	3	35.3564	6,128.44	73,541.26
CCEA	TRAFFIC PAINTING CREWLEADER (325)	4	37.1635	6,441.67	77,300.08
CCEA	TRAFFIC PAINTING CREWLEADER (325)	5	39.0619	6,770.73	81,248.70
CCEA	TRAFFIC SIGNAL TECHNICIAN (336)	1	39.0619	6,770.73	81,248.70
CCEA	TRAFFIC SIGNAL TECHNICIAN (336)	2	41.0585	7,116.81	85,401.68
CCEA	TRAFFIC SIGNAL TECHNICIAN (336)	3	43.1562	7,480.42	89,765.00
CCEA	TRAFFIC SIGNAL TECHNICIAN (336)	4	45.3616	7,862.68	94,352.18
CCEA	TRAFFIC SIGNAL TECHNICIAN (336)	5	47.6798	8,264.49	99,173.88
CCEA	TRAINING & SAFETY INSTRUCTOR (414)	1	35.7103	6,189.78	74,277.32
CCEA	TRAINING & SAFETY INSTRUCTOR (414)	2	37.5354	6,506.13	78,073.58
CCEA	TRAINING & SAFETY INSTRUCTOR (414)	3	39.4529	6,838.50	82,061.98
CCEA	TRAINING & SAFETY INSTRUCTOR (414)	4	41.4701	7,188.16	86,257.86
CCEA	TRAINING & SAFETY INSTRUCTOR (414)	5	43.5892	7,555.47	90,665.64
CCEA	TRANSIT OPERATIONS SUPERVISOR (407)	1	35.6728	6,183.28	74,199.32
CCEA	TRANSIT OPERATIONS SUPERVISOR (407)	2	37.4958	6,499.26	77,991.16
CCEA	TRANSIT OPERATIONS SUPERVISOR (407)	3	39.4122	6,831.46	81,977.48
CCEA	TRANSIT OPERATIONS SUPERVISOR (407)	4	41.4255	7,180.42	86,165.04
CCEA	TRANSIT OPERATIONS SUPERVISOR (407)	5	43.5436	7,547.56	90,570.74
CCEA	URBAN FORESTER (316)	1	30.1441	5,224.98	62,699.78
CCEA	URBAN FORESTER (316)	2	31.6850	5,492.07	65,904.80
CCEA	URBAN FORESTER (316)	3	33.3029	5,772.50	69,269.98
CCEA	URBAN FORESTER (316)	4	35.0049	6,067.51	72,810.14
CCEA	URBAN FORESTER (316)	5	36.7941	6,377.65	76,531.78
CCEA	VAN DRIVER (300)	1	21.2882	3,689.96	44,279.56
CCEA	VAN DRIVER (300)	2	22.2661	3,859.46	46,313.54
CCEA	VAN DRIVER (300)	3	23.4050	4,056.87	48,682.40
CCEA	VAN DRIVER (300)	4	24.6012	4,264.22	51,170.60
CCEA	VAN DRIVER (300)	5	25.8588	4,482.18	53,786.20
CCEA	WAREHOUSE SUPERVISOR (401)	1	29.1879	5,059.23	60,710.78
CCEA	WAREHOUSE SUPERVISOR (401)	2	30.6816	5,318.15	63,817.78
CCEA	WAREHOUSE SUPERVISOR (401)	3	32.2120	5,583.41	67,000.96
CCEA	WAREHOUSE SUPERVISOR (401)	4	33.8548	5,868.16	70,417.88
CCEA	WAREHOUSE SUPERVISOR (401)	5	35.5851	6,168.09	74,017.06
CCEA	WEBMASTER (441)	1	47.2058	8,182.33	98,187.96
CCEA	WEBMASTER (441)	2	49.6190	8,600.63	103,207.52
CCEA	WEBMASTER (441)	3	52.1544	9,040.09	108,481.10
CCEA	WEBMASTER (441)	4	54.8195	9,502.05	114,024.56
CCEA	WEBMASTER (441)	5	57.6203	9,987.51	119,850.12



# Culver CITY

## Salary Schedule

Effective Date 07/01/2022

**Note:** For FIRE job titles, the printed hourly rates are for 40-hour employees. To determine the hourly rates for 56-hour employees, divide the annual rate by 2912. (Titles with two codes in parentheses indicate they are 40-hour & 56-hour positions. The first code is for 40-hr, the second one for 56-hr.)

Group	Title	Step	Hourly Rate	Monthly Rate	Annual Rate
CCEA	WELDER (320)	1	30.2915	5,250.53	63,006.32
CCEA	WELDER (320)	2	31.8398	5,518.89	66,226.68
CCEA	WELDER (320)	3	33.4663	5,800.82	69,609.80
CCEA	WELDER (320)	4	35.3512	6,127.55	73,530.60
CCEA	WELDER (320)	5	36.9743	6,408.87	76,906.44
CCEA	WELDER-REG PT (320R)	1	30.2915	5,250.53	63,006.32
CCEA	WELDER-REG PT (320R)	2	31.8398	5,518.89	66,226.68
CCEA	WELDER-REG PT (320R)	3	33.4663	5,800.82	69,609.80

# Culver CITY

## Salary Schedule

Effective Date 07/01/2022

**Note:** For FIRE job titles, the printed hourly rates are for 40-hour employees. To determine the hourly rates for 56-hour employees, divide the annual rate by 2912. (Titles with two codes in parentheses indicate they are 40-hour & 56-hour positions. The first code is for 40-hr, the second one for 56-hr.)

Group	Title	Step	Hourly Rate	Monthly Rate	Annual Rate
CCMG	ACCOUNTG & INVESTMENTS MANAGER (837)	1	56.7940	9,844.29	118,131.52
CCMG	ACCOUNTG & INVESTMENTS MANAGER (837)	2	59.6967	10,347.44	124,169.24
CCMG	ACCOUNTG & INVESTMENTS MANAGER (837)	3	62.7461	10,876.00	130,511.94
CCMG	ACCOUNTG & INVESTMENTS MANAGER (837)	4	65.9531	11,431.88	137,182.50
CCMG	ACCOUNTG & INVESTMENTS MANAGER (837)	5	69.3229	12,015.97	144,191.58
CCMG	ACCOUNTING OPERATIONS MANAGER (803)	1	51.6308	8,949.33	107,391.96
CCMG	ACCOUNTING OPERATIONS MANAGER (803)	2	54.2697	9,406.76	112,881.08
CCMG	ACCOUNTING OPERATIONS MANAGER (803)	3	57.0420	9,887.28	118,647.36
CCMG	ACCOUNTING OPERATIONS MANAGER (803)	4	59.9573	10,392.59	124,711.08
CCMG	ACCOUNTING OPERATIONS MANAGER (803)	5	63.0209	10,923.62	131,083.42
CCMG	ADVANCE PLANNING MANAGER (826)	1	66.9044	11,596.76	139,161.10
CCMG	ADVANCE PLANNING MANAGER (826)	2	70.3242	12,189.54	146,274.44
CCMG	ADVANCE PLANNING MANAGER (826)	3	73.9177	12,812.41	153,748.92
CCMG	ADVANCE PLANNING MANAGER (826)	4	77.6949	13,467.11	161,605.34
CCMG	ADVANCE PLANNING MANAGER (826)	5	81.6642	14,155.14	169,861.64
CCMG	ASSISTANT CITY ATTORNEY (818)	1	85.6392	14,844.14	178,129.64
CCMG	ASSISTANT CITY ATTORNEY (818)	2	90.0170	15,602.95	187,235.36
CCMG	ASSISTANT CITY ATTORNEY (818)	3	94.6160	16,400.11	196,801.28
CCMG	ASSISTANT CITY ATTORNEY (818)	4	99.4500	17,238.00	206,856.00
CCMG	ASSISTANT CITY ATTORNEY (818)	5	104.5310	18,118.71	217,424.48
CCMG	ASST CHIEF FINANCIAL OFFICER (824)	1	70.3242	12,189.54	146,274.44
CCMG	ASST CHIEF FINANCIAL OFFICER (824)	2	73.9177	12,812.41	153,748.92
CCMG	ASST CHIEF FINANCIAL OFFICER (824)	3	77.6949	13,467.11	161,605.34
CCMG	ASST CHIEF FINANCIAL OFFICER (824)	4	81.6642	14,155.14	169,861.64
CCMG	ASST CHIEF FINANCIAL OFFICER (824)	5	85.8376	14,878.52	178,542.26
CCMG	ASST CHIEF TRANSPRTN OFFICER (821)	1	64.9326	11,254.99	135,059.86
CCMG	ASST CHIEF TRANSPRTN OFFICER (821)	2	68.2507	11,830.13	141,961.56
CCMG	ASST CHIEF TRANSPRTN OFFICER (821)	3	71.7378	12,434.54	149,214.52
CCMG	ASST CHIEF TRANSPRTN OFFICER (821)	4	75.4034	13,069.92	156,839.02
CCMG	ASST CHIEF TRANSPRTN OFFICER (821)	5	79.2564	13,737.77	164,853.26
CCMG	ASST ENVRN PROGAMS/OPS MGR (832)	1	53.7299	9,313.18	111,758.14
CCMG	ASST ENVRN PROGAMS/OPS MGR (832)	2	56.4765	9,789.26	117,471.12
CCMG	ASST ENVRN PROGAMS/OPS MGR (832)	3	59.3625	10,289.50	123,474.00
CCMG	ASST ENVRN PROGAMS/OPS MGR (832)	4	62.3955	10,815.22	129,782.64
CCMG	ASST ENVRN PROGAMS/OPS MGR (832)	5	65.5828	11,367.68	136,412.12
CCMG	ASST MAINT OPERATIONS MANAGER (823)	1	47.6727	8,263.28	99,159.32
CCMG	ASST MAINT OPERATIONS MANAGER (823)	2	50.1084	8,685.45	104,225.42
CCMG	ASST MAINT OPERATIONS MANAGER (823)	3	52.6687	9,129.25	109,551.00
CCMG	ASST MAINT OPERATIONS MANAGER (823)	4	55.3603	9,595.78	115,149.32

# Culver CITY

## Salary Schedule

Effective Date 07/01/2022

**Note:** For FIRE job titles, the printed hourly rates are for 40-hour employees. To determine the hourly rates for 56-hour employees, divide the annual rate by 2912. (Titles with two codes in parentheses indicate they are 40-hour & 56-hour positions. The first code is for 40-hr, the second one for 56-hr.)

Group	Title	Step	Hourly Rate	Monthly Rate	Annual Rate
CCMG	ASST MAINT OPERATIONS MANAGER (823)	5	58.1901	10,086.29	121,035.46
CCMG	BUDGET & FINANCIAL OPS MANAGER (804)	1	56.7940	9,844.29	118,131.52
CCMG	BUDGET & FINANCIAL OPS MANAGER (804)	2	59.6967	10,347.44	124,169.24
CCMG	BUDGET & FINANCIAL OPS MANAGER (804)	3	62.7461	10,876.00	130,511.94
CCMG	BUDGET & FINANCIAL OPS MANAGER (804)	4	65.9531	11,431.88	137,182.50
CCMG	BUDGET & FINANCIAL OPS MANAGER (804)	5	69.3229	12,015.97	144,191.58
CCMG	BUDGET MANAGEMENT ANALYST (709)	1	43.3655	7,516.69	90,200.24
CCMG	BUDGET MANAGEMENT ANALYST (709)	2	45.5821	7,900.90	94,810.82
CCMG	BUDGET MANAGEMENT ANALYST (709)	3	47.9113	8,304.62	99,655.40
CCMG	BUDGET MANAGEMENT ANALYST (709)	4	50.3593	8,728.94	104,747.24
CCMG	BUDGET MANAGEMENT ANALYST (709)	5	52.9320	9,174.88	110,098.56
CCMG	BUILDING MAINTENANCE SUPV (706)	1	40.6459	7,045.29	84,543.42
CCMG	BUILDING MAINTENANCE SUPV (706)	2	42.7230	7,405.32	88,863.84
CCMG	BUILDING MAINTENANCE SUPV (706)	3	44.9065	7,783.79	93,405.52
CCMG	BUILDING MAINTENANCE SUPV (706)	4	47.2014	8,181.57	98,178.86
CCMG	BUILDING MAINTENANCE SUPV (706)	5	49.6125	8,599.50	103,194.00
CCMG	BUILDING OFFICIAL (817)	1	68.9349	11,948.71	143,384.54
CCMG	BUILDING OFFICIAL (817)	2	72.4576	12,559.32	150,711.86
CCMG	BUILDING OFFICIAL (817)	3	76.1601	13,201.09	158,413.06
CCMG	BUILDING OFFICIAL (817)	4	80.0497	13,875.29	166,503.48
CCMG	BUILDING OFFICIAL (817)	5	84.1426	14,584.72	175,016.66
CCMG	CITY CLERK (828)	1	70.3242	12,189.54	146,274.44
CCMG	CITY CLERK (828)	2	73.9177	12,812.41	153,748.92
CCMG	CITY CLERK (828)	3	77.6949	13,467.11	161,605.34
CCMG	CITY CLERK (828)	4	81.6642	14,155.14	169,861.64
CCMG	CITY CLERK (828)	5	85.8376	14,878.52	178,542.26
CCMG	CLAIMS & SAFETY COORDINATOR (711)	1	44.0192	7,630.00	91,560.04
CCMG	CLAIMS & SAFETY COORDINATOR (711)	2	46.2688	8,019.92	96,239.00
CCMG	CLAIMS & SAFETY COORDINATOR (711)	3	48.6334	8,429.79	101,157.42
CCMG	CLAIMS & SAFETY COORDINATOR (711)	4	51.1179	8,860.43	106,325.18
CCMG	CLAIMS & SAFETY COORDINATOR (711)	5	53.7299	9,313.18	111,758.14
CCMG	COMMUNICATION SUPERVISOR (830)	1	44.0610	7,637.24	91,646.88
CCMG	COMMUNICATION SUPERVISOR (830)	2	46.3137	8,027.72	96,332.60
CCMG	COMMUNICATION SUPERVISOR (830)	3	48.6800	8,437.87	101,254.40
CCMG	COMMUNICATION SUPERVISOR (830)	4	51.1664	8,868.84	106,426.06
CCMG	COMMUNICATION SUPERVISOR (830)	5	53.7819	9,322.19	111,866.30
CCMG	CULTURAL AFFAIRS MANAGER (724)	1	56.7940	9,844.29	118,131.52
CCMG	CULTURAL AFFAIRS MANAGER (724)	2	59.6967	10,347.44	124,169.24
CCMG	CULTURAL AFFAIRS MANAGER (724)	3	62.7461	10,876.00	130,511.94
CCMG	CULTURAL AFFAIRS MANAGER (724)	4	65.9531	11,431.88	137,182.50
CCMG	CULTURAL AFFAIRS MANAGER (724)	5	69.3229	12,015.97	144,191.58

# Culver CITY

## Salary Schedule

Effective Date 07/01/2022

**Note:** For FIRE job titles, the printed hourly rates are for 40-hour employees. To determine the hourly rates for 56-hour employees, divide the annual rate by 2912. (Titles with two codes in parentheses indicate they are 40-hour & 56-hour positions. The first code is for 40-hr, the second one for 56-hr.)

Group	Title	Step	Hourly Rate	Monthly Rate	Annual Rate
CCMG	CURRENT PLANNING MANAGER (831)	1	66.9044	11,596.76	139,161.10
CCMG	CURRENT PLANNING MANAGER (831)	2	70.3242	12,189.54	146,274.44
CCMG	CURRENT PLANNING MANAGER (831)	3	73.9177	12,812.41	153,748.92
CCMG	CURRENT PLANNING MANAGER (831)	4	77.6949	13,467.11	161,605.34
CCMG	CURRENT PLANNING MANAGER (831)	5	81.6642	14,155.14	169,861.64
CCMG	DEP CMTY DEV DIR/ECON DEV MGR (819)	1	70.3242	12,189.54	146,274.44
CCMG	DEP CMTY DEV DIR/ECON DEV MGR (819)	2	73.9177	12,812.41	153,748.92
CCMG	DEP CMTY DEV DIR/ECON DEV MGR (819)	3	77.6949	13,467.11	161,605.34
CCMG	DEP CMTY DEV DIR/ECON DEV MGR (819)	4	81.6642	14,155.14	169,861.64
CCMG	DEP CMTY DEV DIR/ECON DEV MGR (819)	5	85.8376	14,878.52	178,542.26
CCMG	DEP CMTY DEV DIR/PLANNING MGR (816)	1	66.9044	11,596.76	139,161.10
CCMG	DEP CMTY DEV DIR/PLANNING MGR (816)	2	70.3242	12,189.54	146,274.44
CCMG	DEP CMTY DEV DIR/PLANNING MGR (816)	3	73.9177	12,812.41	153,748.92
CCMG	DEP CMTY DEV DIR/PLANNING MGR (816)	4	77.6949	13,467.11	161,605.34
CCMG	DEP CMTY DEV DIR/PLANNING MGR (816)	5	81.6642	14,155.14	169,861.64
CCMG	DEPUTY BUILDING OFFICIAL (835)	1	56.7940	9,844.29	118,131.52
CCMG	DEPUTY BUILDING OFFICIAL (835)	2	59.6967	10,347.44	124,169.24
CCMG	DEPUTY BUILDING OFFICIAL (835)	3	62.7461	10,876.00	130,511.94
CCMG	DEPUTY BUILDING OFFICIAL (835)	4	65.9531	11,431.88	137,182.50
CCMG	DEPUTY BUILDING OFFICIAL (835)	5	69.3229	12,015.97	144,191.58
CCMG	DEPUTY CITY ATTORNEY I (720)	1	60.2573	10,444.59	125,335.08
CCMG	DEPUTY CITY ATTORNEY I (720)	2	63.3366	10,978.35	131,740.18
CCMG	DEPUTY CITY ATTORNEY I (720)	3	66.5717	11,539.10	138,469.24
CCMG	DEPUTY CITY ATTORNEY I (720)	4	69.9729	12,128.63	145,543.58
CCMG	DEPUTY CITY ATTORNEY I (720)	5	73.5505	12,748.75	152,985.04
CCMG	DEPUTY CITY ATTORNEY II (721)	1	64.9326	11,254.99	135,059.86
CCMG	DEPUTY CITY ATTORNEY II (721)	2	68.2507	11,830.13	141,961.56
CCMG	DEPUTY CITY ATTORNEY II (721)	3	71.7378	12,434.54	149,214.52
CCMG	DEPUTY CITY ATTORNEY II (721)	4	75.4034	13,069.92	156,839.02
CCMG	DEPUTY CITY ATTORNEY II (721)	5	79.2564	13,737.77	164,853.26
CCMG	DEPUTY CITY ATTORNEY III (725)	1	73.3740	12,718.16	152,617.92
CCMG	DEPUTY CITY ATTORNEY III (725)	2	77.1234	13,368.05	160,416.62
CCMG	DEPUTY CITY ATTORNEY III (725)	3	81.0637	14,051.05	168,612.60
CCMG	DEPUTY CITY ATTORNEY III (725)	4	85.2059	14,769.02	177,228.22
CCMG	DEPUTY CITY ATTORNEY III (725)	5	89.5598	15,523.69	186,284.28
CCMG	DEPUTY CITY CLERK (841)	1	52.0554	9,022.93	108,275.18
CCMG	DEPUTY CITY CLERK (841)	2	54.7157	9,484.06	113,808.76
CCMG	DEPUTY CITY CLERK (841)	3	57.5112	9,968.62	119,623.40
CCMG	DEPUTY CITY CLERK (841)	4	60.4500	10,478.00	125,736.00
CCMG	DEPUTY CITY CLERK (841)	5	63.5383	11,013.30	132,159.56

# Culver CITY

## Salary Schedule

Effective Date 07/01/2022

**Note:** For FIRE job titles, the printed hourly rates are for 40-hour employees. To determine the hourly rates for 56-hour employees, divide the annual rate by 2912. (Titles with two codes in parentheses indicate they are 40-hour & 56-hour positions. The first code is for 40-hr, the second one for 56-hr.)

Group	Title	Step	Hourly Rate	Monthly Rate	Annual Rate
CCMG	ECON DEV PROJECT MANAGER (718)	1	53.7299	9,313.18	111,758.14
CCMG	ECON DEV PROJECT MANAGER (718)	2	56.4765	9,789.26	117,471.12
CCMG	ECON DEV PROJECT MANAGER (718)	3	59.3625	10,289.50	123,474.00
CCMG	ECON DEV PROJECT MANAGER (718)	4	62.3955	10,815.22	129,782.64
CCMG	ECON DEV PROJECT MANAGER (718)	5	65.5828	11,367.68	136,412.12
CCMG	ECONOMIC DEV MANAGER (806)	1	53.7299	9,313.18	111,758.14
CCMG	ECONOMIC DEV MANAGER (806)	2	56.4765	9,789.26	117,471.12
CCMG	ECONOMIC DEV MANAGER (806)	3	59.3625	10,289.50	123,474.00
CCMG	ECONOMIC DEV MANAGER (806)	4	62.3955	10,815.22	129,782.64
CCMG	ECONOMIC DEV MANAGER (806)	5	65.5828	11,367.68	136,412.12
CCMG	EMERGENCY PREPAREDNESS COORD (712)	1	45.8046	7,939.47	95,273.62
CCMG	EMERGENCY PREPAREDNESS COORD (712)	2	48.1455	8,345.22	100,142.64
CCMG	EMERGENCY PREPAREDNESS COORD (712)	3	50.6048	8,771.49	105,257.88
CCMG	EMERGENCY PREPAREDNESS COORD (712)	4	53.1915	9,219.86	110,638.32
CCMG	EMERGENCY PREPAREDNESS COORD (712)	5	55.9094	9,690.96	116,291.50
CCMG	ENFORCMENT SERVICES MANAGER (800)	1	53.7299	9,313.18	111,758.14
CCMG	ENFORCMENT SERVICES MANAGER (800)	2	56.4765	9,789.26	117,471.12
CCMG	ENFORCMENT SERVICES MANAGER (800)	3	59.3625	10,289.50	123,474.00
CCMG	ENFORCMENT SERVICES MANAGER (800)	4	62.3955	10,815.22	129,782.64
CCMG	ENFORCMENT SERVICES MANAGER (800)	5	65.5828	11,367.68	136,412.12
CCMG	ENGINEERING SERVICES MANAGER (814)	1	64.6085	11,198.81	134,385.68
CCMG	ENGINEERING SERVICES MANAGER (814)	2	67.9105	11,771.15	141,253.84
CCMG	ENGINEERING SERVICES MANAGER (814)	3	71.3804	12,372.60	148,471.18
CCMG	ENGINEERING SERVICES MANAGER (814)	4	75.0291	13,005.05	156,060.58
CCMG	ENGINEERING SERVICES MANAGER (814)	5	78.8613	13,669.28	164,031.40
CCMG	ENVIRONMENTAL COORDINATOR (722)	1	44.9065	7,783.79	93,405.52
CCMG	ENVIRONMENTAL COORDINATOR (722)	2	47.2014	8,181.57	98,178.86
CCMG	ENVIRONMENTAL COORDINATOR (722)	3	49.6125	8,599.50	103,194.00
CCMG	ENVIRONMENTAL COORDINATOR (722)	4	52.1487	9,039.12	108,469.40
CCMG	ENVIRONMENTAL COORDINATOR (722)	5	54.8132	9,500.96	114,011.56
CCMG	ENVIRONMENTAL PROGS/OPS MANAGE (815)	1	64.6085	11,198.81	134,385.68
CCMG	ENVIRONMENTAL PROGS/OPS MANAGE (815)	2	67.9105	11,771.15	141,253.84
CCMG	ENVIRONMENTAL PROGS/OPS MANAGE (815)	3	71.3804	12,372.60	148,471.18
CCMG	ENVIRONMENTAL PROGS/OPS MANAGE (815)	4	75.0291	13,005.05	156,060.58
CCMG	ENVIRONMENTAL PROGS/OPS MANAGE (815)	5	78.8613	13,669.28	164,031.40
CCMG	FACILITY MAINT SUPERVISOR (730)	1	47.6727	8,263.28	99,159.32
CCMG	FACILITY MAINT SUPERVISOR (730)	2	50.1084	8,685.45	104,225.42
CCMG	FACILITY MAINT SUPERVISOR (730)	3	52.6687	9,129.25	109,551.00
CCMG	FACILITY MAINT SUPERVISOR (730)	4	55.3603	9,595.78	115,149.32

# Culver CITY

## Salary Schedule

Effective Date 07/01/2022

**Note:** For FIRE job titles, the printed hourly rates are for 40-hour employees. To determine the hourly rates for 56-hour employees, divide the annual rate by 2912. (Titles with two codes in parentheses indicate they are 40-hour & 56-hour positions. The first code is for 40-hr, the second one for 56-hr.)

Group	Title	Step	Hourly Rate	Monthly Rate	Annual Rate
CCMG	FACILITY MAINT SUPERVISOR (730)	5	58.1901	10,086.29	121,035.46
CCMG	FINANCE MANAGER (838)	1	66.9044	11,596.76	139,161.10
CCMG	FINANCE MANAGER (838)	2	70.3242	12,189.54	146,274.44
CCMG	FINANCE MANAGER (838)	3	73.9177	12,812.41	153,748.92
CCMG	FINANCE MANAGER (838)	4	77.6949	13,467.11	161,605.34
CCMG	FINANCE MANAGER (838)	5	81.6642	14,155.14	169,861.64
CCMG	FINANCIAL SYSTM/PURCHASING MGR (836)	1	56.7940	9,844.29	118,131.52
CCMG	FINANCIAL SYSTM/PURCHASING MGR (836)	2	59.6967	10,347.44	124,169.24
CCMG	FINANCIAL SYSTM/PURCHASING MGR (836)	3	62.7461	10,876.00	130,511.94
CCMG	FINANCIAL SYSTM/PURCHASING MGR (836)	4	65.9531	11,431.88	137,182.50
CCMG	FINANCIAL SYSTM/PURCHASING MGR (836)	5	69.3229	12,015.97	144,191.58
CCMG	FLEET SERVICES MANAGER (811)	1	58.1901	10,086.29	121,035.46
CCMG	FLEET SERVICES MANAGER (811)	2	61.1629	10,601.57	127,218.78
CCMG	FLEET SERVICES MANAGER (811)	3	64.2876	11,143.19	133,718.26
CCMG	FLEET SERVICES MANAGER (811)	4	67.5728	11,712.61	140,551.32
CCMG	FLEET SERVICES MANAGER (811)	5	71.0268	12,311.30	147,735.64
CCMG	FORENSIC SUPERVISOR (736)	1	50.5534	8,762.59	105,151.02
CCMG	FORENSIC SUPERVISOR (736)	2	53.0856	9,201.51	110,418.10
CCMG	FORENSIC SUPERVISOR (736)	3	55.7446	9,662.40	115,948.82
CCMG	FORENSIC SUPERVISOR (736)	4	58.5368	10,146.37	121,756.44
CCMG	FORENSIC SUPERVISOR (736)	5	61.4689	10,654.61	127,855.26
CCMG	HOUSING & RENT STABILIZATION M (809)	1	66.9044	11,596.76	139,161.10
CCMG	HOUSING & RENT STABILIZATION M (809)	2	70.3242	12,189.54	146,274.44
CCMG	HOUSING & RENT STABILIZATION M (809)	3	73.9177	12,812.41	153,748.92
CCMG	HOUSING & RENT STABILIZATION M (809)	4	77.6949	13,467.11	161,605.34
CCMG	HOUSING & RENT STABILIZATION M (809)	5	81.6642	14,155.14	169,861.64
CCMG	HOUSING PROGRAMS SUPERVISOR (827)	1	43.3299	7,510.51	90,126.14
CCMG	HOUSING PROGRAMS SUPERVISOR (827)	2	45.4962	7,886.02	94,632.20
CCMG	HOUSING PROGRAMS SUPERVISOR (827)	3	47.7712	8,280.35	99,364.20
CCMG	HOUSING PROGRAMS SUPERVISOR (827)	4	50.1598	8,694.36	104,332.28
CCMG	HOUSING PROGRAMS SUPERVISOR (827)	5	52.6678	9,129.08	109,548.92
CCMG	HUMAN RESOURCES ANALYST (702)	1	40.0426	6,940.72	83,288.66
CCMG	HUMAN RESOURCES ANALYST (702)	2	42.0890	7,295.43	87,545.12
CCMG	HUMAN RESOURCES ANALYST (702)	3	44.2394	7,668.16	92,017.90
CCMG	HUMAN RESOURCES ANALYST (702)	4	46.5000	8,060.00	96,720.00
CCMG	HUMAN RESOURCES ANALYST (702)	5	48.8756	8,471.78	101,661.30
CCMG	HUMAN RESOURCES ANALYST Y-RATE (796)	1	64.9326	11,254.99	135,059.86
CCMG	HUMAN RESOURCES EQUITY MGR (833)	1	66.9044	11,596.76	139,161.10
CCMG	HUMAN RESOURCES EQUITY MGR (833)	2	70.3242	12,189.54	146,274.44
CCMG	HUMAN RESOURCES EQUITY MGR (833)	3	73.9177	12,812.41	153,748.92

# Culver CITY

## Salary Schedule

Effective Date 07/01/2022

**Note:** For FIRE job titles, the printed hourly rates are for 40-hour employees. To determine the hourly rates for 56-hour employees, divide the annual rate by 2912. (Titles with two codes in parentheses indicate they are 40-hour & 56-hour positions. The first code is for 40-hr, the second one for 56-hr.)

Group	Title	Step	Hourly Rate	Monthly Rate	Annual Rate
CCMG	HUMAN RESOURCES EQUITY MGR (833)	4	77.6949	13,467.11	161,605.34
CCMG	HUMAN RESOURCES EQUITY MGR (833)	5	81.6642	14,155.14	169,861.64
CCMG	LEGAL OPERATIONS MANAGER (715)	1	47.6727	8,263.28	99,159.32
CCMG	LEGAL OPERATIONS MANAGER (715)	2	50.1084	8,685.45	104,225.42
CCMG	LEGAL OPERATIONS MANAGER (715)	3	52.6687	9,129.25	109,551.00
CCMG	LEGAL OPERATIONS MANAGER (715)	4	55.3603	9,595.78	115,149.32
CCMG	LEGAL OPERATIONS MANAGER (715)	5	58.1901	10,086.29	121,035.46
CCMG	MAINTENANCE OPERATIONS MGR (813)	1	58.7726	10,187.26	122,247.06
CCMG	MAINTENANCE OPERATIONS MGR (813)	2	61.7760	10,707.84	128,494.08
CCMG	MAINTENANCE OPERATIONS MGR (813)	3	64.9326	11,254.99	135,059.86
CCMG	MAINTENANCE OPERATIONS MGR (813)	4	68.2507	11,830.13	141,961.56
CCMG	MAINTENANCE OPERATIONS MGR (813)	5	71.7378	12,434.54	149,214.52
CCMG	MANAGEMENT ANALYST (703)	1	40.0426	6,940.72	83,288.66
CCMG	MANAGEMENT ANALYST (703)	2	42.0890	7,295.43	87,545.12
CCMG	MANAGEMENT ANALYST (703)	3	44.2394	7,668.16	92,017.90
CCMG	MANAGEMENT ANALYST (703)	4	46.5000	8,060.00	96,720.00
CCMG	MANAGEMENT ANALYST (703)	5	48.8756	8,471.78	101,661.30
CCMG	MOBILITY & TRAFFIC ENGNRG MGR (801)	1	70.3242	12,189.54	146,274.44
CCMG	MOBILITY & TRAFFIC ENGNRG MGR (801)	2	73.9177	12,812.41	153,748.92
CCMG	MOBILITY & TRAFFIC ENGNRG MGR (801)	3	77.6949	13,467.11	161,605.34
CCMG	MOBILITY & TRAFFIC ENGNRG MGR (801)	4	81.6642	14,155.14	169,861.64
CCMG	MOBILITY & TRAFFIC ENGNRG MGR (801)	5	85.8376	14,878.52	178,542.26
CCMG	PARK MAINTENANCE SUPERVISOR (700)	1	39.0561	6,769.73	81,236.74
CCMG	PARK MAINTENANCE SUPERVISOR (700)	2	41.0523	7,115.72	85,388.68
CCMG	PARK MAINTENANCE SUPERVISOR (700)	3	43.1502	7,479.38	89,752.52
CCMG	PARK MAINTENANCE SUPERVISOR (700)	4	45.3545	7,861.45	94,337.36
CCMG	PARK MAINTENANCE SUPERVISOR (700)	5	47.6727	8,263.28	99,159.32
CCMG	PARKS MANAGER (802)	1	52.6138	9,119.72	109,436.60
CCMG	PARKS MANAGER (802)	2	55.3022	9,585.72	115,028.68
CCMG	PARKS MANAGER (802)	3	58.1281	10,075.54	120,906.50
CCMG	PARKS MANAGER (802)	4	61.0995	10,590.58	127,086.96
CCMG	PARKS MANAGER (802)	5	64.2210	11,131.64	133,579.68
CCMG	PAYROLL ANALYST (726)	1	40.0426	6,940.72	83,288.66
CCMG	PAYROLL ANALYST (726)	2	42.0890	7,295.43	87,545.12
CCMG	PAYROLL ANALYST (726)	3	44.2394	7,668.16	92,017.90
CCMG	PAYROLL ANALYST (726)	4	46.5000	8,060.00	96,720.00
CCMG	PAYROLL ANALYST (726)	5	48.8756	8,471.78	101,661.30
CCMG	PAYROLL SUPERVISOR (732)	1	47.6727	8,263.28	99,159.32
CCMG	PAYROLL SUPERVISOR (732)	2	50.1084	8,685.45	104,225.42
CCMG	PAYROLL SUPERVISOR (732)	3	52.6687	9,129.25	109,551.00
CCMG	PAYROLL SUPERVISOR (732)	4	55.3603	9,595.78	115,149.32

# Culver CITY

## Salary Schedule

Effective Date 07/01/2022

**Note:** For FIRE job titles, the printed hourly rates are for 40-hour employees. To determine the hourly rates for 56-hour employees, divide the annual rate by 2912. (Titles with two codes in parentheses indicate they are 40-hour & 56-hour positions. The first code is for 40-hr, the second one for 56-hr.)

Group	Title	Step	Hourly Rate	Monthly Rate	Annual Rate
CCMG	PAYROLL SUPERVISOR (732)	5	58.1901	10,086.29	121,035.46
CCMG	PROCURE & FINANCIAL SVCS MGR (820)	1	51.6308	8,949.33	107,391.96
CCMG	PROCURE & FINANCIAL SVCS MGR (820)	2	54.2697	9,406.76	112,881.08
CCMG	PROCURE & FINANCIAL SVCS MGR (820)	3	57.0420	9,887.28	118,647.36
CCMG	PROCURE & FINANCIAL SVCS MGR (820)	4	59.9573	10,392.59	124,711.08
CCMG	PROCURE & FINANCIAL SVCS MGR (820)	5	63.0209	10,923.62	131,083.42
CCMG	PURCHASING SUPERVISOR (735)	1	47.6727	8,263.28	99,159.32
CCMG	PURCHASING SUPERVISOR (735)	2	50.1084	8,685.45	104,225.42
CCMG	PURCHASING SUPERVISOR (735)	3	52.6687	9,129.25	109,551.00
CCMG	PURCHASING SUPERVISOR (735)	4	55.3603	9,595.78	115,149.32
CCMG	PURCHASING SUPERVISOR (735)	5	58.1901	10,086.29	121,035.46
CCMG	REC & COMM SVCS MGR (834)	1	57.9024	10,036.41	120,436.94
CCMG	REC & COMM SVCS MGR (834)	2	60.8606	10,549.18	126,590.10
CCMG	REC & COMM SVCS MGR (834)	3	63.9707	11,088.26	133,059.16
CCMG	REC & COMM SVCS MGR (834)	4	67.2398	11,654.89	139,858.68
CCMG	REC & COMM SVCS MGR (834)	5	70.6755	12,250.42	147,005.04
CCMG	REC & COMM SVCS SUPERVISOR (729)	1	39.2518	6,803.64	81,643.64
CCMG	REC & COMM SVCS SUPERVISOR (729)	2	41.2567	7,151.17	85,814.04
CCMG	REC & COMM SVCS SUPERVISOR (729)	3	43.3655	7,516.69	90,200.24
CCMG	REC & COMM SVCS SUPERVISOR (729)	4	45.5821	7,900.90	94,810.82
CCMG	REC & COMM SVCS SUPERVISOR (729)	5	47.9113	8,304.62	99,655.40
CCMG	RECREATION SUPERVISOR (701)	1	39.2518	6,803.64	81,643.64
CCMG	RECREATION SUPERVISOR (701)	2	41.2567	7,151.17	85,814.04
CCMG	RECREATION SUPERVISOR (701)	3	43.3655	7,516.69	90,200.24
CCMG	RECREATION SUPERVISOR (701)	4	45.5821	7,900.90	94,810.82
CCMG	RECREATION SUPERVISOR (701)	5	47.9113	8,304.62	99,655.40
CCMG	RENT STABILIZATION COORDINATOR (731)	1	47.6727	8,263.28	99,159.32
CCMG	RENT STABILIZATION COORDINATOR (731)	2	50.1084	8,685.45	104,225.42
CCMG	RENT STABILIZATION COORDINATOR (731)	3	52.6687	9,129.25	109,551.00
CCMG	RENT STABILIZATION COORDINATOR (731)	4	55.3603	9,595.78	115,149.32
CCMG	RENT STABILIZATION COORDINATOR (731)	5	58.1901	10,086.29	121,035.46
CCMG	REVENUE & BUDGET SUPERVISOR (727)	1	47.6727	8,263.28	99,159.32
CCMG	REVENUE & BUDGET SUPERVISOR (727)	2	50.1084	8,685.45	104,225.42
CCMG	REVENUE & BUDGET SUPERVISOR (727)	3	52.6687	9,129.25	109,551.00
CCMG	REVENUE & BUDGET SUPERVISOR (727)	4	55.3603	9,595.78	115,149.32
CCMG	REVENUE & BUDGET SUPERVISOR (727)	5	58.1901	10,086.29	121,035.46
CCMG	REVENUE OPERATIONS MANAGER (805)	1	51.6308	8,949.33	107,391.96
CCMG	REVENUE OPERATIONS MANAGER (805)	2	54.2697	9,406.76	112,881.08
CCMG	REVENUE OPERATIONS MANAGER (805)	3	57.0420	9,887.28	118,647.36
CCMG	REVENUE OPERATIONS MANAGER (805)	4	59.9573	10,392.59	124,711.08
CCMG	REVENUE OPERATIONS MANAGER (805)	5	63.0209	10,923.62	131,083.42



# Culver CITY

## Salary Schedule

Effective Date 07/01/2022

**Note:** For FIRE job titles, the printed hourly rates are for 40-hour employees. To determine the hourly rates for 56-hour employees, divide the annual rate by 2912. (Titles with two codes in parentheses indicate they are 40-hour & 56-hour positions. The first code is for 40-hr, the second one for 56-hr.)

Group	Title	Step	Hourly Rate	Monthly Rate	Annual Rate
CCMG	RISK MANAGER (839)	1	66.9044	11,596.76	139,161.10
CCMG	RISK MANAGER (839)	2	70.3242	12,189.54	146,274.44
CCMG	RISK MANAGER (839)	3	73.9177	12,812.41	153,748.92
CCMG	RISK MANAGER (839)	4	77.6949	13,467.11	161,605.34
CCMG	RISK MANAGER (839)	5	81.6642	14,155.14	169,861.64
CCMG	SAFETY & TRAINING COORDINATOR (728)	1	42.5417	7,373.90	88,486.84
CCMG	SAFETY & TRAINING COORDINATOR (728)	2	44.7156	7,750.71	93,008.50
CCMG	SAFETY & TRAINING COORDINATOR (728)	3	47.0005	8,146.75	97,761.04
CCMG	SAFETY & TRAINING COORDINATOR (728)	4	49.4028	8,563.14	102,757.72
CCMG	SAFETY & TRAINING COORDINATOR (728)	5	51.9264	9,000.57	108,006.86
CCMG	SENIOR ACCOUNTANT (707)	1	41.2567	7,151.17	85,814.04
CCMG	SENIOR ACCOUNTANT (707)	2	43.3655	7,516.69	90,200.24
CCMG	SENIOR ACCOUNTANT (707)	3	45.5821	7,900.90	94,810.82
CCMG	SENIOR ACCOUNTANT (707)	4	47.9113	8,304.62	99,655.40
CCMG	SENIOR ACCOUNTANT (707)	5	50.3593	8,728.94	104,747.24
CCMG	SPECIAL EVENTS COORDINATOR (708)	1	43.1502	7,479.38	89,752.52
CCMG	SPECIAL EVENTS COORDINATOR (708)	2	45.3545	7,861.45	94,337.36
CCMG	SPECIAL EVENTS COORDINATOR (708)	3	47.6727	8,263.28	99,159.32
CCMG	SPECIAL EVENTS COORDINATOR (708)	4	50.1084	8,685.45	104,225.42
CCMG	SPECIAL EVENTS COORDINATOR (708)	5	52.6687	9,129.25	109,551.00
CCMG	SR & SOCIAL SERVICES MANAGER (810)	1	57.9024	10,036.41	120,436.94
CCMG	SR & SOCIAL SERVICES MANAGER (810)	2	60.8606	10,549.18	126,590.10
CCMG	SR & SOCIAL SERVICES MANAGER (810)	3	63.9707	11,088.26	133,059.16
CCMG	SR & SOCIAL SERVICES MANAGER (810)	4	67.2398	11,654.89	139,858.68
CCMG	SR & SOCIAL SERVICES MANAGER (810)	5	70.6755	12,250.42	147,005.04
CCMG	SR BUILDING & SAFETY INSPECTOR (705)	1	40.2420	6,975.28	83,703.36
CCMG	SR BUILDING & SAFETY INSPECTOR (705)	2	42.2995	7,331.91	87,982.96
CCMG	SR BUILDING & SAFETY INSPECTOR (705)	3	44.4611	7,706.60	92,479.14
CCMG	SR BUILDING & SAFETY INSPECTOR (705)	4	46.7327	8,100.34	97,204.12
CCMG	SR BUILDING & SAFETY INSPECTOR (705)	5	49.1206	8,514.24	102,170.90
CCMG	SR CIVIL ENGINEER (719)	1	57.6147	9,986.56	119,838.68
CCMG	SR CIVIL ENGINEER (719)	2	60.5582	10,496.76	125,961.16
CCMG	SR CIVIL ENGINEER (719)	3	63.6524	11,033.08	132,396.94
CCMG	SR CIVIL ENGINEER (719)	4	66.9044	11,596.76	139,161.10
CCMG	SR CIVIL ENGINEER (719)	5	70.3242	12,189.54	146,274.44
CCMG	SR FIN SYSTEMS BUSINESS ANLST (716)	1	48.8756	8,471.78	101,661.30
CCMG	SR FIN SYSTEMS BUSINESS ANLST (716)	2	51.3739	8,904.81	106,857.66
CCMG	SR FIN SYSTEMS BUSINESS ANLST (716)	3	53.9991	9,359.85	112,318.18
CCMG	SR FIN SYSTEMS BUSINESS ANLST (716)	4	56.7580	9,838.05	118,056.64
CCMG	SR FIN SYSTEMS BUSINESS ANLST (716)	5	59.6586	10,340.83	124,089.94

# Culver CITY

## Salary Schedule

Effective Date 07/01/2022

**Note:** For FIRE job titles, the printed hourly rates are for 40-hour employees. To determine the hourly rates for 56-hour employees, divide the annual rate by 2912. (Titles with two codes in parentheses indicate they are 40-hour & 56-hour positions. The first code is for 40-hr, the second one for 56-hr.)

Group	Title	Step	Hourly Rate	Monthly Rate	Annual Rate
CCMG	SR MANAGEMENT ANALYST (713)	1	47.6727	8,263.28	99,159.32
CCMG	SR MANAGEMENT ANALYST (713)	2	50.1084	8,685.45	104,225.42
CCMG	SR MANAGEMENT ANALYST (713)	3	52.6687	9,129.25	109,551.00
CCMG	SR MANAGEMENT ANALYST (713)	4	55.3603	9,595.78	115,149.32
CCMG	SR MANAGEMENT ANALYST (713)	5	58.1901	10,086.29	121,035.46
CCMG	SR MANAGEMENT ANALYST/BUDGET (714)	1	47.6727	8,263.28	99,159.32
CCMG	SR MANAGEMENT ANALYST/BUDGET (714)	2	50.1084	8,685.45	104,225.42
CCMG	SR MANAGEMENT ANALYST/BUDGET (714)	3	52.6687	9,129.25	109,551.00
CCMG	SR MANAGEMENT ANALYST/BUDGET (714)	4	55.3603	9,595.78	115,149.32
CCMG	SR MANAGEMENT ANALYST/BUDGET (714)	5	58.1901	10,086.29	121,035.46
CCMG	SR MGMT ANLYST Y-RATE (795)	1	57.3874	9,947.15	119,365.74
CCMG	SR PLANNER (717)	1	51.6308	8,949.33	107,391.96
CCMG	SR PLANNER (717)	2	54.2697	9,406.76	112,881.08
CCMG	SR PLANNER (717)	3	57.0420	9,887.28	118,647.36
CCMG	SR PLANNER (717)	4	59.9573	10,392.59	124,711.08
CCMG	SR PLANNER (717)	5	63.0209	10,923.62	131,083.42
CCMG	SR SOLID WASTE & REC CRW SUPV (710)	1	47.6727	8,263.28	99,159.32
CCMG	SR SOLID WASTE & REC CRW SUPV (710)	2	50.1084	8,685.45	104,225.42
CCMG	SR SOLID WASTE & REC CRW SUPV (710)	3	52.6687	9,129.25	109,551.00
CCMG	SR SOLID WASTE & REC CRW SUPV (710)	4	55.3603	9,595.78	115,149.32
CCMG	SR SOLID WASTE & REC CRW SUPV (710)	5	58.1901	10,086.29	121,035.46
CCMG	SYSTEMS DEVELOPMENT MANAGER (807)	1	56.4765	9,789.26	117,471.12
CCMG	SYSTEMS DEVELOPMENT MANAGER (807)	2	59.3625	10,289.50	123,474.00
CCMG	SYSTEMS DEVELOPMENT MANAGER (807)	3	62.3955	10,815.22	129,782.64
CCMG	SYSTEMS DEVELOPMENT MANAGER (807)	4	65.5828	11,367.68	136,412.12
CCMG	SYSTEMS DEVELOPMENT MANAGER (807)	5	68.9349	11,948.71	143,384.54
CCMG	SYSTEMS SUPPORT MANAGER (825)	1	62.1241	10,768.18	129,218.18
CCMG	SYSTEMS SUPPORT MANAGER (825)	2	65.2987	11,318.45	135,821.40
CCMG	SYSTEMS SUPPORT MANAGER (825)	3	68.6350	11,896.73	142,760.80
CCMG	SYSTEMS SUPPORT MANAGER (825)	4	72.1411	12,504.46	150,053.54
CCMG	SYSTEMS SUPPORT MANAGER (825)	5	75.8284	13,143.59	157,723.02
CCMG	TECHNICAL SERVICES MANAGER (808)	1	62.1241	10,768.18	129,218.18
CCMG	TECHNICAL SERVICES MANAGER (808)	2	65.2987	11,318.45	135,821.40
CCMG	TECHNICAL SERVICES MANAGER (808)	3	68.6350	11,896.73	142,760.80
CCMG	TECHNICAL SERVICES MANAGER (808)	4	72.1411	12,504.46	150,053.54
CCMG	TECHNICAL SERVICES MANAGER (808)	5	75.8284	13,143.59	157,723.02
CCMG	TRAFFIC ENGINEERING MGR (822)	1	49.8610	8,642.57	103,710.88
CCMG	TRAFFIC ENGINEERING MGR (822)	2	52.4092	9,084.27	109,011.24
CCMG	TRAFFIC ENGINEERING MGR (822)	3	55.0873	9,548.46	114,581.48
CCMG	TRAFFIC ENGINEERING MGR (822)	4	57.9024	10,036.41	120,436.94
CCMG	TRAFFIC ENGINEERING MGR (822)	5	60.8606	10,549.18	126,590.10

# Culver CITY

## Salary Schedule

Effective Date 07/01/2022

**Note:** For FIRE job titles, the printed hourly rates are for 40-hour employees. To determine the hourly rates for 56-hour employees, divide the annual rate by 2912. (Titles with two codes in parentheses indicate they are 40-hour & 56-hour positions. The first code is for 40-hr, the second one for 56-hr.)

Group	Title	Step	Hourly Rate	Monthly Rate	Annual Rate
CCMG	TRANSIT MANAGER ADMIN (840)	1	58.1901	10,086.29	121,035.46
CCMG	TRANSIT MANAGER ADMIN (840)	2	61.1629	10,601.57	127,218.78
CCMG	TRANSIT MANAGER ADMIN (840)	3	64.2876	11,143.19	133,718.26
CCMG	TRANSIT MANAGER ADMIN (840)	4	67.5728	11,712.61	140,551.32
CCMG	TRANSIT MANAGER ADMIN (840)	5	71.0268	12,311.30	147,735.64
CCMG	TRANSIT OPERATIONS ANALYST (704)	1	40.0426	6,940.72	83,288.66
CCMG	TRANSIT OPERATIONS ANALYST (704)	2	42.0890	7,295.43	87,545.12
CCMG	TRANSIT OPERATIONS ANALYST (704)	3	44.2394	7,668.16	92,017.90
CCMG	TRANSIT OPERATIONS ANALYST (704)	4	46.5000	8,060.00	96,720.00
CCMG	TRANSIT OPERATIONS ANALYST (704)	5	48.8756	8,471.78	101,661.30
CCMG	TRANSIT OPERATIONS MANAGER (812)	1	58.1901	10,086.29	121,035.46
CCMG	TRANSIT OPERATIONS MANAGER (812)	2	61.1629	10,601.57	127,218.78
CCMG	TRANSIT OPERATIONS MANAGER (812)	3	64.2876	11,143.19	133,718.26
CCMG	TRANSIT OPERATIONS MANAGER (812)	4	67.5728	11,712.61	140,551.32
CCMG	TRANSIT OPERATIONS MANAGER (812)	5	71.0268	12,311.30	147,735.64
CCMG	TRANSIT PLANNING MANAGER (829)	1	58.1901	10,086.29	121,035.46
CCMG	TRANSIT PLANNING MANAGER (829)	2	61.1629	10,601.57	127,218.78
CCMG	TRANSIT PLANNING MANAGER (829)	3	64.2876	11,143.19	133,718.26
CCMG	TRANSIT PLANNING MANAGER (829)	4	67.5728	11,712.61	140,551.32
CCMG	TRANSIT PLANNING MANAGER (829)	5	71.0268	12,311.30	147,735.64
CCMG	TRFC ENG ANALYST (723)	1	44.2394	7,668.16	92,017.90
CCMG	TRFC ENG ANALYST (723)	2	46.5000	8,060.00	96,720.00
CCMG	TRFC ENG ANALYST (723)	3	48.8756	8,471.78	101,661.30
CCMG	TRFC ENG ANALYST (723)	4	51.3739	8,904.81	106,857.66
CCMG	TRFC ENG ANALYST (723)	5	53.9991	9,359.85	112,318.18

# Culver CITY

## Salary Schedule

Effective Date 07/01/2022

**Note:** For FIRE job titles, the printed hourly rates are for 40-hour employees. To determine the hourly rates for 56-hour employees, divide the annual rate by 2912. (Titles with two codes in parentheses indicate they are 40-hour & 56-hour positions. The first code is for 40-hr, the second one for 56-hr.)

Group	Title	Step	Hourly Rate	Monthly Rate	Annual Rate
CNCL	COUNCIL MEMBER (001)	1	27.9870	485.12	5,821.40

# Culver CITY

## Salary Schedule

Effective Date 07/01/2022

**Note:** For FIRE job titles, the printed hourly rates are for 40-hour employees. To determine the hourly rates for 56-hour employees, divide the annual rate by 2912. (Titles with two codes in parentheses indicate they are 40-hour & 56-hour positions. The first code is for 40-hr, the second one for 56-hr.)

Group	Title	Step	Hourly Rate	Monthly Rate	Annual Rate
EXEC	ADMIN SERVICES DIRECTOR (911)	1	88.3093	15,306.94	183,683.24
EXEC	ADMIN SERVICES DIRECTOR (911)	2	92.8197	16,088.76	193,065.08
EXEC	ADMIN SERVICES DIRECTOR (911)	3	97.5635	16,911.01	202,932.08
EXEC	ADMIN SERVICES DIRECTOR (911)	4	102.5479	17,774.97	213,299.58
EXEC	ADMIN SERVICES DIRECTOR (911)	5	107.7901	18,683.62	224,203.46
EXEC	ASSISTANT CITY MANAGER (908)	1	95.2936	16,517.56	198,210.74
EXEC	ASSISTANT CITY MANAGER (908)	2	100.1636	17,361.70	208,340.34
EXEC	ASSISTANT CITY MANAGER (908)	3	105.2810	18,248.71	218,984.48
EXEC	ASSISTANT CITY MANAGER (908)	4	110.6614	19,181.31	230,175.66
EXEC	ASSISTANT CITY MANAGER (908)	5	116.3157	20,161.40	241,936.76
EXEC	ASSTANT TO CITY MANAGER (900)	1	58.7726	10,187.26	122,247.06
EXEC	ASSTANT TO CITY MANAGER (900)	2	61.7760	10,707.84	128,494.08
EXEC	ASSTANT TO CITY MANAGER (900)	3	64.9326	11,254.99	135,059.86
EXEC	ASSTANT TO CITY MANAGER (900)	4	68.2507	11,830.13	141,961.56
EXEC	ASSTANT TO CITY MANAGER (900)	5	71.7378	12,434.54	149,214.52
EXEC	CHIEF FINANCIAL OFFICER (907)	1	91.5804	15,873.93	190,487.18
EXEC	CHIEF FINANCIAL OFFICER (907)	2	96.2607	16,685.20	200,222.36
EXEC	CHIEF FINANCIAL OFFICER (907)	3	101.1785	17,537.61	210,451.28
EXEC	CHIEF FINANCIAL OFFICER (907)	4	106.3497	18,433.96	221,207.48
EXEC	CHIEF FINANCIAL OFFICER (907)	5	111.7841	19,375.92	232,510.98
EXEC	CHIEF INFO OFFICER (905)	1	82.8916	14,367.88	172,414.58
EXEC	CHIEF INFO OFFICER (905)	2	87.1264	15,101.91	181,222.86
EXEC	CHIEF INFO OFFICER (905)	3	91.5804	15,873.93	190,487.18
EXEC	CHIEF INFO OFFICER (905)	4	96.2607	16,685.20	200,222.36
EXEC	CHIEF INFO OFFICER (905)	5	101.1785	17,537.61	210,451.28
EXEC	CHIEF TRANSPORTATION OFFICER (903)	1	82.8391	14,358.78	172,305.38
EXEC	CHIEF TRANSPORTATION OFFICER (903)	2	87.0716	15,092.42	181,108.98
EXEC	CHIEF TRANSPORTATION OFFICER (903)	3	91.5203	15,863.51	190,362.12
EXEC	CHIEF TRANSPORTATION OFFICER (903)	4	96.1968	16,674.10	200,089.24
EXEC	CHIEF TRANSPORTATION OFFICER (903)	5	101.1131	17,526.28	210,315.30
EXEC	CITY ATTORNEY (909)	1	109.5078	18,981.34	227,776.12
EXEC	CITY ATTORNEY (909)	2	115.1034	19,951.25	239,415.02
EXEC	CITY ATTORNEY (909)	3	120.9854	20,970.80	251,649.58
EXEC	CITY ATTORNEY (909)	4	127.1680	22,042.45	264,509.44
EXEC	CITY ATTORNEY (909)	5	133.6663	23,168.82	278,025.80
EXEC	CITY MANAGER (910)	1	118.6859	20,572.22	246,866.62
EXEC	CITY MANAGER (910)	2	124.7492	21,623.20	259,478.44
EXEC	CITY MANAGER (910)	3	131.1248	22,728.29	272,739.48
EXEC	CITY MANAGER (910)	4	137.8258	23,889.80	286,677.56
EXEC	CITY MANAGER (910)	5	144.8684	25,110.52	301,326.22
EXEC	COMMUNITY DEVOPMENT DIRECTOR (904)	1	82.0703	14,225.51	170,706.12

# Culver CITY

## Salary Schedule

Effective Date 07/01/2022

**Note:** For FIRE job titles, the printed hourly rates are for 40-hour employees. To determine the hourly rates for 56-hour employees, divide the annual rate by 2912. (Titles with two codes in parentheses indicate they are 40-hour & 56-hour positions. The first code is for 40-hr, the second one for 56-hr.)

Group	Title	Step	Hourly Rate	Monthly Rate	Annual Rate
EXEC	COMMUNITY DEVOPMENT DIRECTOR (904)	2	86.2633	14,952.30	179,427.56
EXEC	COMMUNITY DEVOPMENT DIRECTOR (904)	3	90.6741	15,716.85	188,602.18
EXEC	COMMUNITY DEVOPMENT DIRECTOR (904)	4	95.3073	16,519.92	198,239.08
EXEC	COMMUNITY DEVOPMENT DIRECTOR (904)	5	100.1779	17,364.17	208,369.98
EXEC	HUMAN RESOURCES DIRECTOR (902)	1	82.5320	14,305.55	171,666.56
EXEC	HUMAN RESOURCES DIRECTOR (902)	2	86.7472	15,036.19	180,434.28
EXEC	HUMAN RESOURCES DIRECTOR (902)	3	91.1808	15,804.66	189,655.96
EXEC	HUMAN RESOURCES DIRECTOR (902)	4	95.8391	16,612.12	199,345.38
EXEC	HUMAN RESOURCES DIRECTOR (902)	5	100.7385	17,461.34	209,536.08
EXEC	PRCS DIRECTOR (901)	1	76.8953	13,328.51	159,942.12
EXEC	PRCS DIRECTOR (901)	2	80.8235	14,009.41	168,112.88
EXEC	PRCS DIRECTOR (901)	3	84.9536	14,725.30	176,703.54
EXEC	PRCS DIRECTOR (901)	4	89.2966	15,478.08	185,736.98
EXEC	PRCS DIRECTOR (901)	5	93.8590	16,268.89	195,226.72
EXEC	PUBLIC WORKS DIRECTOR (906)	1	87.1264	15,101.91	181,222.86
EXEC	PUBLIC WORKS DIRECTOR (906)	2	91.5804	15,873.93	190,487.18
EXEC	PUBLIC WORKS DIRECTOR (906)	3	96.2607	16,685.20	200,222.36
EXEC	PUBLIC WORKS DIRECTOR (906)	4	101.1785	17,537.61	210,451.28
EXEC	PUBLIC WORKS DIRECTOR (906)	5	106.3497	18,433.96	221,207.48

# Culver CITY

## Salary Schedule

Effective Date 07/01/2022

**Note:** For FIRE job titles, the printed hourly rates are for 40-hour employees. To determine the hourly rates for 56-hour employees, divide the annual rate by 2912. (Titles with two codes in parentheses indicate they are 40-hour & 56-hour positions. The first code is for 40-hr, the second one for 56-hr.)

Group	Title	Step	Hourly Rate	Monthly Rate	Annual Rate
FIRE	FIRE CAPTAIN (504/505)	1	65.0680	11,278.46	135,341.54
FIRE	FIRE ENGINEER (502/503)	1	56.5809	9,807.35	117,688.23
FIRE	FIREFIGHTER (500/501)	0	33.8819	5,872.86	70,474.30
FIRE	FIREFIGHTER (500/501)	1	37.8013	6,552.22	78,626.62
FIRE	FIREFIGHTER (500/501)	2	38.7584	6,718.12	80,617.46
FIRE	FIREFIGHTER (500/501)	3	42.3344	7,337.97	88,055.62
FIRE	FIREFIGHTER (500/501)	4	44.7218	7,751.76	93,021.12
FIRE	FIREFIGHTER (500/501)	5	47.2504	8,190.05	98,280.65
FIRE	FIREFIGHTER (500/501)	6	49.2008	8,528.13	102,337.61

# Culver CITY

## Salary Schedule

Effective Date 07/01/2022

**Note:** For FIRE job titles, the printed hourly rates are for 40-hour employees. To determine the hourly rates for 56-hour employees, divide the annual rate by 2912. (Titles with two codes in parentheses indicate they are 40-hour & 56-hour positions. The first code is for 40-hr, the second one for 56-hr.)

Group	Title	Step	Hourly Rate	Monthly Rate	Annual Rate
FMGT	ASST FIRE CHIEF (509)	1	94.1961	16,327.32	195,927.89
FMGT	BATTALION CHIEF (506/507)	1	78.0088	13,521.51	162,258.13
FMGT	FIRE CHIEF (510)	1	109.4090	18,964.23	227,570.74
FMGT	FIRE MARSHAL (508)	1	89.7106	15,549.83	186,597.98



# Culver CITY

## Salary Schedule

Effective Date 07/01/2022

**Note:** For FIRE job titles, the printed hourly rates are for 40-hour employees. To determine the hourly rates for 56-hour employees, divide the annual rate by 2912. (Titles with two codes in parentheses indicate they are 40-hour & 56-hour positions. The first code is for 40-hr, the second one for 56-hr.)

Group	Title	Step	Hourly Rate	Monthly Rate	Annual Rate
NBNE	ADMIN INTERN (107)	1	15.6279	0.00	0.00
NBNE	ADMIN INTERN (107)	2	16.4093	0.00	0.00
NBNE	ADMIN INTERN (107)	3	17.2298	0.00	0.00
NBNE	AMBULANCE OPERATOR (116)	1	16.5375	0.00	0.00
NBNE	AMBULANCE OPERATOR (116)	2	17.3644	0.00	0.00
NBNE	AMBULANCE OPERATOR (116)	3	18.2326	0.00	0.00
NBNE	BUS OPERATOR TRAINEE (106)	1	19.1008	0.00	0.00
NBNE	CASHIER PLUNGE (101)	1	15.0068	0.00	0.00
NBNE	CASHIER PLUNGE (101)	2	15.7572	0.00	0.00
NBNE	CASHIER PLUNGE (101)	3	16.5450	0.00	0.00
NBNE	CONTRACT EMPLOYEE (199)	1	20.0000	0.00	0.00
NBNE	CONTRACT EMPLOYEE (199)	2	30.0000	0.00	0.00
NBNE	CONTRACT EMPLOYEE (199)	3	40.0000	0.00	0.00
NBNE	CONTRACT EMPLOYEE (199)	4	50.0000	0.00	0.00
NBNE	CONTRACT EMPLOYEE (199)	5	60.0000	0.00	0.00
NBNE	CONTRACT EMPLOYEE (199)	6	70.0000	0.00	0.00
NBNE	CONTRACT EMPLOYEE (199)	7	80.0000	0.00	0.00
NBNE	CONTRACT EMPLOYEE (199)	8	90.0000	0.00	0.00
NBNE	CONTRACT EMPLOYEE (199)	9	100.0000	0.00	0.00
NBNE	CONTRACT EMPLOYEE (199)	10	110.0000	0.00	0.00
NBNE	CONTRACT EMPLOYEE (199)	11	120.0000	0.00	0.00
NBNE	CONTRACT EMPLOYEE (199)	12	130.0000	0.00	0.00
NBNE	CROSSING GUARD (104)	1	15.2807	0.00	0.00
NBNE	GIS INTERN (111)	1	17.3644	0.00	0.00
NBNE	GIS INTERN (111)	2	18.2326	0.00	0.00
NBNE	GIS INTERN (111)	3	19.1442	0.00	0.00
NBNE	INSTRCTR/PPL/DISABILITIES (115)	1	23.8471	0.00	0.00
NBNE	LIFEGUARD (108)	1	19.3894	0.00	0.00
NBNE	LIFEGUARD (108)	2	20.2978	0.00	0.00
NBNE	LIFEGUARD (108)	3	21.2515	0.00	0.00
NBNE	LIFEGUARD SWIM INSTRUCTOR NB (110)	1	20.9923	0.00	0.00
NBNE	LIFEGUARD SWIM INSTRUCTOR NB (110)	2	21.9808	0.00	0.00
NBNE	LIFEGUARD SWIM INSTRUCTOR NB (110)	3	23.0186	0.00	0.00
NBNE	POOL MANAGER (113)	1	25.4203	0.00	0.00
NBNE	POOL MANAGER (113)	2	26.3405	0.00	0.00
NBNE	POOL MANAGER (113)	3	27.3068	0.00	0.00
NBNE	RECREATION LEADER I (103)	1	15.0068	0.00	0.00
NBNE	RECREATION LEADER I (103)	2	15.7572	0.00	0.00
NBNE	RECREATION LEADER I (103)	3	16.5450	0.00	0.00

# Culver CITY

## Salary Schedule

Effective Date 07/01/2022

**Note:** For FIRE job titles, the printed hourly rates are for 40-hour employees. To determine the hourly rates for 56-hour employees, divide the annual rate by 2912. (Titles with two codes in parentheses indicate they are 40-hour & 56-hour positions. The first code is for 40-hr, the second one for 56-hr.)

Group	Title	Step	Hourly Rate	Monthly Rate	Annual Rate
NBNE	RECREATION LEADER II (109)	1	17.4849	0.00	0.00
NBNE	RECREATION LEADER II (109)	2	18.3594	0.00	0.00
NBNE	RECREATION LEADER II (109)	3	19.2772	0.00	0.00
NBNE	RECREATION SPECIALIST (114)	1	23.1080	0.00	0.00
NBNE	RECREATION SPECIALIST (114)	2	24.2635	0.00	0.00
NBNE	RECREATION SPECIALIST (114)	3	25.4766	0.00	0.00
NBNE	SR RECREATION LEADER (112)	1	20.5701	0.00	0.00
NBNE	SR RECREATION LEADER (112)	2	21.5986	0.00	0.00
NBNE	SR RECREATION LEADER (112)	3	22.6785	0.00	0.00
NBNE	STUDENT WORKER I (100)	1	15.0000	0.00	0.00
NBNE	STUDENT WORKER I (100)	2	15.7500	0.00	0.00
NBNE	STUDENT WORKER I (100)	3	16.5375	0.00	0.00
NBNE	STUDENT WORKER II (102)	1	15.7500	0.00	0.00
NBNE	STUDENT WORKER II (102)	2	16.5375	0.00	0.00
NBNE	STUDENT WORKER II (102)	3	17.3643	0.00	0.00
NBNE	STUDENT WORKER III (105)	1	18.1658	0.00	0.00
NBNE	STUDENT WORKER III (105)	2	19.0741	0.00	0.00
NBNE	STUDENT WORKER III (105)	3	20.0278	0.00	0.00

# Culver CITY

## Salary Schedule

Effective Date 07/01/2022

**Note:** For FIRE job titles, the printed hourly rates are for 40-hour employees. To determine the hourly rates for 56-hour employees, divide the annual rate by 2912. (Titles with two codes in parentheses indicate they are 40-hour & 56-hour positions. The first code is for 40-hr, the second one for 56-hr.)

Group	Title	Step	Hourly Rate	Monthly Rate	Annual Rate
PMGT	ASSISTANT CHIEF (605)	1	106.1691	18,402.65	220,831.78
PMGT	POLICE CAPTAIN (604)	1	91.9183	15,932.50	191,189.96
PMGT	POLICE CHIEF (606)	1	122.0948	21,163.09	253,957.08
PMGT	POLICE LIEUTENANT (603)	1	73.3313	12,710.75	152,529.00

# Culver CITY

## Salary Schedule

Effective Date 07/01/2022

**Note:** For FIRE job titles, the printed hourly rates are for 40-hour employees. To determine the hourly rates for 56-hour employees, divide the annual rate by 2912. (Titles with two codes in parentheses indicate they are 40-hour & 56-hour positions. The first code is for 40-hr, the second one for 56-hr.)

Group	Title	Step	Hourly Rate	Monthly Rate	Annual Rate
POLC	POLICE OFFICER (601)	1	39.9797	6,929.82	83,157.88
POLC	POLICE OFFICER (601)	2	41.1976	7,140.92	85,691.06
POLC	POLICE OFFICER (601)	3	44.1251	7,648.36	91,780.26
POLC	POLICE OFFICER (601)	4	45.2372	7,841.12	94,093.48
POLC	POLICE OFFICER (601)	5	46.6028	8,077.81	96,933.72
POLC	POLICE OFFICER (601)	6	48.1518	8,346.30	100,155.64
POLC	POLICE OFFICER (601)	7	49.6217	8,601.10	103,213.24
POLC	POLICE OFFICER (601)	8	50.8747	8,818.29	105,819.48
POLC	POLICE OFFICER (601)	9	52.2700	9,060.13	108,721.60
POLC	POLICE SERGEANT (602)	1	60.2060	10,435.71	125,228.48

# Culver CITY

## Salary Schedule

Effective Date 07/01/2022

**Note:** For FIRE job titles, the printed hourly rates are for 40-hour employees. To determine the hourly rates for 56-hour employees, divide the annual rate by 2912. (Titles with two codes in parentheses indicate they are 40-hour & 56-hour positions. The first code is for 40-hr, the second one for 56-hr.)

Group	Title	Step	Hourly Rate	Monthly Rate	Annual Rate
POLR	POLICE RECRUIT (600)	1	39.9797	6,929.82	83,157.88

1 **RESOLUTION NO. 2022-R076**

2  
3 A RESOLUTION OF THE CITY COUNCIL OF THE CITY OF  
4 CULVER CITY, CALIFORNIA, ADOPTING THE  
5 CLASSIFICATION AND SALARY PLAN FOR EXECUTIVE  
6 MANAGEMENT CITY EMPLOYEES EFFECTIVE AUGUST  
7 1, 2022.


8 NOW, THEREFORE, the City Council of the City of Culver City, DOES  
9 RESOLVE as follows:

10 1. The Classification and Salary Plan, attached hereto as Exhibit "A" and  
11 incorporated herein by this reference, is hereby adopted effective August 1, 2022.

12 2. The Classification and Salary Plan attached hereto as Exhibit "A" shall  
13 supersede and replace all previously adopted salary plans for Executive Management City  
14 employees.

15 3. The City Manager and Chief Financial Officer are hereby authorized to  
16 adjust and pay salaries of the City employees in accordance with the Classification and  
17 Salary Plan adopted and approved by this Resolution, effective August 1, 2022.


18  
19 APPROVED and ADOPTED this 12th day of September 2022.

20  
21   
22 DR. DANIEL LEE Mayor  
23 City of Culver City, California

24  
25 ATTEST:

26   
27 JEREMY BOCCHINO  
28 City Clerk

24  
25 APPROVED AS TO FORM:

26   
27 HEATHER S. BAKER  
28 City Attorney

# Culver CITY

## Salary Schedule

Effective Date 08/01/2022

**Note:** For FIRE job titles, the printed hourly rates are for 40-hour employees. To determine the hourly rates for 56-hour employees, divide the annual rate by 2912. (Titles with two codes in parentheses indicate they are 40-hour & 56-hour positions. The first code is for 40-hr, the second one for 56-hr.)

Group	Title	Step	Hourly Rate	Monthly Rate	Annual Rate
EXEC	ADMIN SERVICES DIRECTOR (911)	1	88.3093	15,306.94	183,683.24
EXEC	ADMIN SERVICES DIRECTOR (911)	2	92.8197	16,088.76	193,065.08
EXEC	ADMIN SERVICES DIRECTOR (911)	3	97.5635	16,911.01	202,932.08
EXEC	ADMIN SERVICES DIRECTOR (911)	4	102.5479	17,774.97	213,299.58
EXEC	ADMIN SERVICES DIRECTOR (911)	5	107.7901	18,683.62	224,203.46
EXEC	ASSISTANT CITY MANAGER (908)	1	95.2936	16,517.56	198,210.74
EXEC	ASSISTANT CITY MANAGER (908)	2	100.1636	17,361.70	208,340.34
EXEC	ASSISTANT CITY MANAGER (908)	3	105.2810	18,248.71	218,984.48
EXEC	ASSISTANT CITY MANAGER (908)	4	110.6614	19,181.31	230,175.66
EXEC	ASSISTANT CITY MANAGER (908)	5	116.3157	20,161.40	241,936.76
EXEC	ASSTANT TO CITY MANAGER (900)	1	58.7726	10,187.26	122,247.06
EXEC	ASSTANT TO CITY MANAGER (900)	2	61.7760	10,707.84	128,494.08
EXEC	ASSTANT TO CITY MANAGER (900)	3	64.9326	11,254.99	135,059.86
EXEC	ASSTANT TO CITY MANAGER (900)	4	68.2507	11,830.13	141,961.56
EXEC	ASSTANT TO CITY MANAGER (900)	5	71.7378	12,434.54	149,214.52
EXEC	CHIEF FINANCIAL OFFICER (907)	1	91.5804	15,873.93	190,487.18
EXEC	CHIEF FINANCIAL OFFICER (907)	2	96.2607	16,685.20	200,222.36
EXEC	CHIEF FINANCIAL OFFICER (907)	3	101.1785	17,537.61	210,451.28
EXEC	CHIEF FINANCIAL OFFICER (907)	4	106.3497	18,433.96	221,207.48
EXEC	CHIEF FINANCIAL OFFICER (907)	5	111.7841	19,375.92	232,510.98
EXEC	CHIEF INFO OFFICER (905)	1	82.8916	14,367.88	172,414.58
EXEC	CHIEF INFO OFFICER (905)	2	87.1264	15,101.91	181,222.86
EXEC	CHIEF INFO OFFICER (905)	3	91.5804	15,873.93	190,487.18
EXEC	CHIEF INFO OFFICER (905)	4	96.2607	16,685.20	200,222.36
EXEC	CHIEF INFO OFFICER (905)	5	101.1785	17,537.61	210,451.28
EXEC	CHIEF TRANSPORTATION OFFICER (903)	1	82.8391	14,358.78	172,305.38
EXEC	CHIEF TRANSPORTATION OFFICER (903)	2	87.0716	15,092.42	181,108.98
EXEC	CHIEF TRANSPORTATION OFFICER (903)	3	91.5203	15,863.51	190,362.12
EXEC	CHIEF TRANSPORTATION OFFICER (903)	4	96.1968	16,674.10	200,089.24
EXEC	CHIEF TRANSPORTATION OFFICER (903)	5	101.1131	17,526.28	210,315.30
EXEC	CITY ATTORNEY (909)	1	109.5078	18,981.34	227,776.12
EXEC	CITY ATTORNEY (909)	2	115.1034	19,951.25	239,415.02
EXEC	CITY ATTORNEY (909)	3	120.9854	20,970.80	251,649.58
EXEC	CITY ATTORNEY (909)	4	127.1680	22,042.45	264,509.44
EXEC	CITY ATTORNEY (909)	5	133.6663	23,168.82	278,025.80
EXEC	CITY MANAGER (910)	1	128.0027	22,187.14	266,245.72
EXEC	CITY MANAGER (910)	2	134.5420	23,320.61	279,847.36
EXEC	CITY MANAGER (910)	3	141.4181	24,512.48	294,149.70
EXEC	CITY MANAGER (910)	4	148.6451	25,765.16	309,181.86
EXEC	CITY MANAGER (910)	5	156.2406	27,081.71	324,980.50
EXEC	COMMUNITY DEVOPMENT DIRECTOR (904)	1	82.0703	14,225.51	170,706.12

## Salary Schedule Effective Date 08/01/2022

**Note:** For FIRE job titles, the printed hourly rates are for 40-hour employees. To determine the hourly rates for 56-hour employees, divide the annual rate by 2912. (Titles with two codes in parentheses indicate they are 40-hour & 56-hour positions. The first code is for 40-hr, the second one for 56-hr.)

Group	Title	Step	Hourly Rate	Monthly Rate	Annual Rate
EXEC	COMMUNITY DEVOPMENT DIRECTOR (904)	2	86.2633	14,952.30	179,427.56
EXEC	COMMUNITY DEVOPMENT DIRECTOR (904)	3	90.6741	15,716.85	188,602.18
EXEC	COMMUNITY DEVOPMENT DIRECTOR (904)	4	95.3073	16,519.92	198,239.08
EXEC	COMMUNITY DEVOPMENT DIRECTOR (904)	5	100.1779	17,364.17	208,369.98
EXEC	HUMAN RESOURCES DIRECTOR (902)	1	82.5320	14,305.55	171,666.56
EXEC	HUMAN RESOURCES DIRECTOR (902)	2	86.7472	15,036.19	180,434.28
EXEC	HUMAN RESOURCES DIRECTOR (902)	3	91.1808	15,804.66	189,655.96
EXEC	HUMAN RESOURCES DIRECTOR (902)	4	95.8391	16,612.12	199,345.38
EXEC	HUMAN RESOURCES DIRECTOR (902)	5	100.7385	17,461.34	209,536.08
EXEC	PRCS DIRECTOR (901)	1	76.8953	13,328.51	159,942.12
EXEC	PRCS DIRECTOR (901)	2	80.8235	14,009.41	168,112.88
EXEC	PRCS DIRECTOR (901)	3	84.9536	14,725.30	176,703.54
EXEC	PRCS DIRECTOR (901)	4	89.2966	15,478.08	185,736.98
EXEC	PRCS DIRECTOR (901)	5	93.8590	16,268.89	195,226.72
EXEC	PUBLIC WORKS DIRECTOR (906)	1	87.1264	15,101.91	181,222.86
EXEC	PUBLIC WORKS DIRECTOR (906)	2	91.5804	15,873.93	190,487.18
EXEC	PUBLIC WORKS DIRECTOR (906)	3	96.2607	16,685.20	200,222.36
EXEC	PUBLIC WORKS DIRECTOR (906)	4	101.1785	17,537.61	210,451.28
EXEC	PUBLIC WORKS DIRECTOR (906)	5	106.3497	18,433.96	221,207.48



1  
2  
3  
4  
5  
6  
7  
8  
9  
10  
11  
12  
13  
14  
15  
16  
17  
18  
19  
20  
21  
22  
23  
24  
25  
26  
27  
28


**RESOLUTION NO. 2022-R 094**

A RESOLUTION OF THE CITY COUNCIL OF THE CITY OF CULVER CITY, CALIFORNIA, ADOPTING THE CLASSIFICATION AND SALALRY PLAN FOR EMPLOYEES FOR CITY EMPLOYEES EFFECTIVE NOVEMBER 14, 2022.

NOW, THEREFORE, the City Council of the City of Culver City, DOES RESOLVE AS FOLLOWS:

1. The Classification and Salary Plan, attached hereto as Exhibit "A" and incorporated herein by this reference, is hereby adopted effective November 14, 2022.
2. The Classification and Salary Plan, attached hereto as Exhibit "A" shall supersede and replace all previously adopted salary plans for City employees.
3. The City Manager and Chief Financial Officer are hereby authorized to adjust and pay salaries of the City employees in accordance with the Classification and Salary Plan adopted by this Resolution, effective November 14, 2022.


APPROVED and ADOPTED this 14<sup>th</sup> day of November 2022.

  
DR. DANIEL LEE, Mayor  
City of Culver City, California

ATTEST:

  
JEREMY BOCCHINO  
City Clerk

APPROVED AS TO FORM:

  
HEATHER S. BAKER  
City Attorney

# Culver CITY

## Salary Schedule

### Effective Date 11/14/2022

**Note:** For FIRE job titles, the printed hourly rates are for 40-hour employees. To determine the hourly rates for 56-hour employees, divide the annual rate by 2912. (Titles with two codes in parentheses indicate they are 40-hour & 56-hour positions. The first code is for 40-hr, the second one for 56-hr.)

Group	Title	Step	Hourly Rate	Monthly Rate	Annual Rate
CCEA	ACCOUNT CLERK (205)	1	22.8290	3,957.03	47,484.32
CCEA	ACCOUNT CLERK (205)	2	23.9966	4,159.42	49,912.98
CCEA	ACCOUNT CLERK (205)	3	25.2229	4,371.97	52,463.58
CCEA	ACCOUNT CLERK (205)	4	26.5128	4,595.54	55,146.52
CCEA	ACCOUNT CLERK (205)	5	27.8699	4,830.78	57,969.34
CCEA	ACCOUNT CLERK-REG PT (205R)	1	22.8290	3,957.03	47,484.32
CCEA	ACCOUNT CLERK-REG PT (205R)	2	23.9966	4,159.42	49,912.98
CCEA	ACCOUNT CLERK-REG PT (205R)	3	25.2229	4,371.97	52,463.58
CCEA	ACCOUNTANT (419)	1	33.8060	5,859.71	70,316.48
CCEA	ACCOUNTANT (419)	2	35.5328	6,159.01	73,908.12
CCEA	ACCOUNTANT (419)	3	37.3485	6,473.74	77,684.88
CCEA	ACCOUNTANT (419)	4	39.2575	6,804.63	81,655.60
CCEA	ACCOUNTANT (419)	5	41.2636	7,152.36	85,828.34
CCEA	ACCOUNTANT II (428)	1	36.9774	6,409.41	76,912.94
CCEA	ACCOUNTANT II (428)	2	38.8673	6,736.99	80,843.88
CCEA	ACCOUNTANT II (428)	3	40.8532	7,081.23	84,974.76
CCEA	ACCOUNTANT II (428)	4	42.9411	7,443.13	89,317.54
CCEA	ACCOUNTANT II (428)	5	45.1359	7,823.55	93,882.62
CCEA	ACCOUNTING TECHNICIAN (223)	1	27.7307	4,806.66	57,679.96
CCEA	ACCOUNTING TECHNICIAN (223)	2	29.1227	5,047.94	60,575.32
CCEA	ACCOUNTING TECHNICIAN (223)	3	30.5986	5,303.76	63,645.14
CCEA	ACCOUNTING TECHNICIAN (223)	4	32.1622	5,574.79	66,897.48
CCEA	ACCOUNTING TECHNICIAN (223)	5	33.8060	5,859.71	70,316.48
CCEA	ADMIN CLERK (207)	1	22.6021	3,917.70	47,012.42
CCEA	ADMIN CLERK (207)	2	23.7578	4,118.01	49,416.12
CCEA	ADMIN CLERK (207)	3	24.9719	4,328.46	51,941.50
CCEA	ADMIN CLERK (207)	4	26.2490	4,549.83	54,597.92
CCEA	ADMIN CLERK (207)	5	27.5927	4,782.74	57,392.92
CCEA	ADMIN CLERK-REG PT (207R)	1	22.6021	3,917.70	47,012.42
CCEA	ADMIN CLERK-REG PT (207R)	2	23.7578	4,118.01	49,416.12
CCEA	ADMIN CLERK-REG PT (207R)	3	24.9719	4,328.46	51,941.50
CCEA	ADMIN SECRETARY (222)	1	27.5927	4,782.74	57,392.92
CCEA	ADMIN SECRETARY (222)	2	28.9798	5,023.16	60,277.88
CCEA	ADMIN SECRETARY (222)	3	30.4463	5,277.35	63,328.20
CCEA	ADMIN SECRETARY (222)	4	32.0027	5,547.14	66,565.72
CCEA	ADMIN SECRETARY (222)	5	33.6369	5,830.39	69,964.70
CCEA	ANIMAL SERVICES OFFICER (307)	1	26.2490	4,549.83	54,597.92
CCEA	ANIMAL SERVICES OFFICER (307)	2	27.5927	4,782.74	57,392.92
CCEA	ANIMAL SERVICES OFFICER (307)	3	28.9798	5,023.16	60,277.88
CCEA	ANIMAL SERVICES OFFICER (307)	4	30.4463	5,277.35	63,328.20
CCEA	ANIMAL SERVICES OFFICER (307)	5	32.0027	5,547.14	66,565.72

# Culver CITY

## Salary Schedule

Effective Date 11/14/2022

Group	Title	Step	Hourly Rate	Monthly Rate	Annual Rate
CCEA	ASSISTANT ENGINEER (425)	1	36.5887	6,342.05	76,104.60
CCEA	ASSISTANT ENGINEER (425)	2	38.4582	6,666.10	79,993.16
CCEA	ASSISTANT ENGINEER (425)	3	40.4226	7,006.59	84,079.06
CCEA	ASSISTANT ENGINEER (425)	4	42.4889	7,364.74	88,376.86
CCEA	ASSISTANT ENGINEER (425)	5	44.6595	7,740.98	92,891.76
CCEA	ASSISTANT PLANNER (420)	1	34.1444	5,918.36	71,020.30
CCEA	ASSISTANT PLANNER (420)	2	35.8891	6,220.78	74,649.38
CCEA	ASSISTANT PLANNER (420)	3	37.7226	6,538.59	78,463.06
CCEA	ASSISTANT PLANNER (420)	4	39.6510	6,872.84	82,474.08
CCEA	ASSISTANT PLANNER (420)	5	41.6764	7,223.91	86,686.86
CCEA	ASSOC ANL Y-RATE (495)	1	39.1041	6,778.05	81,336.58
CCEA	ASSOCIATE ANALYST (415)	1	33.1378	5,743.88	68,926.52
CCEA	ASSOCIATE ANALYST (415)	2	34.8308	6,037.33	72,447.96
CCEA	ASSOCIATE ANALYST (415)	3	36.6115	6,345.99	76,151.92
CCEA	ASSOCIATE ANALYST (415)	4	38.4822	6,670.26	80,043.08
CCEA	ASSOCIATE ANALYST (415)	5	40.4478	7,010.94	84,131.32
CCEA	ASSOCIATE ENGINEER (439)	1	43.7802	7,588.58	91,062.92
CCEA	ASSOCIATE ENGINEER (439)	2	46.0167	7,976.24	95,714.84
CCEA	ASSOCIATE ENGINEER (439)	3	48.3686	8,383.90	100,606.74
CCEA	ASSOCIATE ENGINEER (439)	4	50.8392	8,812.14	105,745.64
CCEA	ASSOCIATE ENGINEER (439)	5	53.4384	9,262.65	111,151.82
CCEA	ASSOCIATE PLANNER (431)	1	39.2575	6,804.63	81,655.60
CCEA	ASSOCIATE PLANNER (431)	2	41.2636	7,152.36	85,828.34
CCEA	ASSOCIATE PLANNER (431)	3	43.3720	7,517.81	90,213.76
CCEA	ASSOCIATE PLANNER (431)	4	45.5882	7,901.96	94,823.56
CCEA	ASSOCIATE PLANNER (431)	5	47.9174	8,305.68	99,668.14
CCEA	AUDIO VISUAL OP/ANALYST-REG PT (455R)	1	41.2636	7,152.36	85,828.34
CCEA	AUDIO VISUAL OP/ANALYST-REG PT (455R)	2	43.3720	7,517.81	90,213.76
CCEA	AUDIO VISUAL OP/ANALYST-REG PT (455R)	3	45.5882	7,901.96	94,823.56
CCEA	AUTOMATED ENFORCEMENT TECH (219)	1	26.2490	4,549.83	54,597.92
CCEA	AUTOMATED ENFORCEMENT TECH (219)	2	27.5927	4,782.74	57,392.92
CCEA	AUTOMATED ENFORCEMENT TECH (219)	3	28.9798	5,023.16	60,277.88
CCEA	AUTOMATED ENFORCEMENT TECH (219)	4	30.4463	5,277.35	63,328.20
CCEA	AUTOMATED ENFORCEMENT TECH (219)	5	32.0027	5,547.14	66,565.72
CCEA	BICYCLE/PEDESTRIAN COORD (456)	1	43.7802	7,588.58	91,062.92
CCEA	BICYCLE/PEDESTRIAN COORD (456)	2	46.0167	7,976.24	95,714.84
CCEA	BICYCLE/PEDESTRIAN COORD (456)	3	48.3686	8,383.90	100,606.74
CCEA	BICYCLE/PEDESTRIAN COORD (456)	4	50.8392	8,812.14	105,745.64
CCEA	BICYCLE/PEDESTRIAN COORD (456)	5	53.4384	9,262.65	111,151.82
CCEA	BUILDING AND SAFETY INSPECTOR (327)	1	33.1378	5,743.88	68,926.52

# Culver CITY

## Salary Schedule

### Effective Date 11/14/2022

**Note:** For FIRE job titles, the printed hourly rates are for 40-hour employees. To determine the hourly rates for 56-hour employees, divide the annual rate by 2912. (Titles with two codes in parentheses indicate they are 40-hour & 56-hour positions. The first code is for 40-hr, the second one for 56-hr.)

Group	Title	Step	Hourly Rate	Monthly Rate	Annual Rate
CCEA	BUILDING AND SAFETY INSPECTOR (327)	2	34.8308	6,037.33	72,447.96
CCEA	BUILDING AND SAFETY INSPECTOR (327)	3	36.6115	6,345.99	76,151.92
CCEA	BUILDING AND SAFETY INSPECTOR (327)	4	38.4822	6,670.26	80,043.08
CCEA	BUILDING AND SAFETY INSPECTOR (327)	5	40.4478	7,010.94	84,131.32
CCEA	BUILDING ENGINEER (433)	1	40.8532	7,081.23	84,974.76
CCEA	BUILDING ENGINEER (433)	2	42.9411	7,443.13	89,317.54
CCEA	BUILDING ENGINEER (433)	3	45.1359	7,823.55	93,882.62
CCEA	BUILDING ENGINEER (433)	4	47.4422	8,223.32	98,679.88
CCEA	BUILDING ENGINEER (433)	5	49.8661	8,643.46	103,721.54
CCEA	BUS OPERATOR (305)	0	23.1734	4,016.72	48,200.62
CCEA	BUS OPERATOR (305)	1	25.6022	4,437.72	53,252.68
CCEA	BUS OPERATOR (305)	2	26.9123	4,664.79	55,977.48
CCEA	BUS OPERATOR (305)	3	28.2826	4,902.32	58,827.86
CCEA	BUS OPERATOR (305)	4	29.6975	5,147.57	61,770.80
CCEA	BUS OPERATOR (305)	5	31.2155	5,410.69	64,928.24
CCEA	BUS OPERATOR-REG PT (305R)	1	20.9728	3,635.28	43,623.32
CCEA	BUS OPERATOR-REG PT (305R)	2	22.0443	3,821.00	45,852.04
CCEA	BUS OPERATOR-REG PT (305R)	3	23.1734	4,016.72	48,200.62
CCEA	BUSINESS TAX INSPECTOR (224)	1	27.8699	4,830.78	57,969.34
CCEA	BUSINESS TAX INSPECTOR (224)	2	29.2654	5,072.67	60,871.98
CCEA	BUSINESS TAX INSPECTOR (224)	3	30.7509	5,330.15	63,961.82
CCEA	BUSINESS TAX INSPECTOR (224)	4	32.3228	5,602.61	67,231.32
CCEA	BUSINESS TAX INSPECTOR (224)	5	33.9741	5,888.85	70,666.18
CCEA	BUYER (434)	1	41.0585	7,116.81	85,401.68
CCEA	BUYER (434)	2	43.1562	7,480.42	89,765.00
CCEA	BUYER (434)	3	45.3616	7,862.68	94,352.18
CCEA	BUYER (434)	4	47.6798	8,264.49	99,173.88
CCEA	BUYER (434)	5	50.1156	8,686.71	104,240.50
CCEA	CASE MGR-MNTL HLTH/SUB/DISPTCH (460)	1	33.3033	5,772.56	69,270.76
CCEA	CASE MGR-MNTL HLTH/SUB/DISPTCH (460)	2	35.0047	6,067.49	72,809.88
CCEA	CASE MGR-MNTL HLTH/SUB/DISPTCH (460)	3	36.7939	6,377.61	76,531.26
CCEA	CASE MGR-MNTL HLTH/SUB/DISPTCH (460)	4	38.6742	6,703.54	80,442.44
CCEA	CASE MGR-MNTL HLTH/SUB/DISPTCH (460)	5	40.6505	7,046.09	84,553.04
CCEA	CEMENT FINISHER (314)	1	28.4196	4,926.07	59,112.82
CCEA	CEMENT FINISHER (314)	2	29.8451	5,173.16	62,077.86
CCEA	CEMENT FINISHER (314)	3	31.3702	5,437.51	65,250.12
CCEA	CEMENT FINISHER (314)	4	32.9734	5,715.39	68,584.62
CCEA	CEMENT FINISHER (314)	5	34.6581	6,007.41	72,088.90
CCEA	CITY CLERK SPECIALIST (452)	1	31.5263	5,464.55	65,574.60
CCEA	CITY CLERK SPECIALIST (452)	2	33.1378	5,743.88	68,926.52
CCEA	CITY CLERK SPECIALIST (452)	3	34.8308	6,037.33	72,447.96

# Culver CITY

## Salary Schedule

### Effective Date 11/14/2022

**Note:** For FIRE job titles, the printed hourly rates are for 40-hour employees. To determine the hourly rates for 56-hour employees, divide the annual rate by 2912. (Titles with two codes in parentheses indicate they are 40-hour & 56-hour positions. The first code is for 40-hr, the second one for 56-hr.)

Group	Title	Step	Hourly Rate	Monthly Rate	Annual Rate
CCEA	CITY CLERK SPECIALIST (452)	4	36.6115	6,345.99	76,151.92
CCEA	CITY CLERK SPECIALIST (452)	5	38.4822	6,670.26	80,043.08
CCEA	CLAIMS/SAFETY TECHNICIAN (402)	1	31.5263	5,464.55	65,574.60
CCEA	CLAIMS/SAFETY TECHNICIAN (402)	2	33.1378	5,743.88	68,926.52
CCEA	CLAIMS/SAFETY TECHNICIAN (402)	3	34.8308	6,037.33	72,447.96
CCEA	CLAIMS/SAFETY TECHNICIAN (402)	4	36.6115	6,345.99	76,151.92
CCEA	CLAIMS/SAFETY TECHNICIAN (402)	5	38.4822	6,670.26	80,043.08
CCEA	CLERK (200)	1	18.2326	3,160.32	37,923.86
CCEA	CLERK (200)	2	19.1645	3,321.85	39,862.16
CCEA	CLERK (200)	3	20.1447	3,491.76	41,901.08
CCEA	CLERK (200)	4	21.1756	3,670.44	44,045.30
CCEA	CLERK (200)	5	22.2570	3,857.88	46,294.56
CCEA	CLERK TYPIST (202)	1	19.4608	3,373.20	40,478.36
CCEA	CLERK TYPIST (202)	2	20.4567	3,545.84	42,550.04
CCEA	CLERK TYPIST (202)	3	21.5019	3,726.99	44,723.90
CCEA	CLERK TYPIST (202)	4	22.6021	3,917.70	47,012.42
CCEA	CLERK TYPIST (202)	5	23.7578	4,118.01	49,416.12
CCEA	CLERK TYPIST-REG PT (202R)	1	19.4608	3,373.20	40,478.36
CCEA	CLERK TYPIST-REG PT (202R)	2	20.4567	3,545.84	42,550.04
CCEA	CLERK TYPIST-REG PT (202R)	3	21.5019	3,726.99	44,723.90
CCEA	CLERK-REG PT (200R)	1	18.2326	3,160.32	37,923.86
CCEA	CLERK-REG PT (200R)	2	19.1645	3,321.85	39,862.16
CCEA	CLERK-REG PT (200R)	3	20.1447	3,491.76	41,901.08
CCEA	COACH CLEANER (231)	1	21.1825	3,671.63	44,059.60
CCEA	COACH CLEANER (231)	2	22.2661	3,859.46	46,313.54
CCEA	COACH CLEANER (231)	3	23.4050	4,056.87	48,682.40
CCEA	COACH CLEANER (231)	4	24.6012	4,264.22	51,170.60
CCEA	COACH CLEANER (231)	5	25.8588	4,482.18	53,786.20
CCEA	CODE ENFORCEMENT ANALYST (429)	1	38.1020	6,604.35	79,252.16
CCEA	CODE ENFORCEMENT ANALYST (429)	2	40.0483	6,941.70	83,300.36
CCEA	CODE ENFORCEMENT ANALYST (429)	3	42.0953	7,296.51	87,558.12
CCEA	CODE ENFORCEMENT ANALYST (429)	4	44.2457	7,669.26	92,031.16
CCEA	CODE ENFORCEMENT ANALYST (429)	5	46.5077	8,061.34	96,736.12
CCEA	CODE ENFORCEMENT OFFICER (228)	1	30.9008	5,356.13	64,273.56
CCEA	CODE ENFORCEMENT OFFICER (228)	2	32.4799	5,629.85	67,558.14
CCEA	CODE ENFORCEMENT OFFICER (228)	3	34.1395	5,917.51	71,010.16
CCEA	CODE ENFORCEMENT OFFICER (228)	4	35.8838	6,219.85	74,638.20
CCEA	CODE ENFORCEMENT OFFICER (228)	5	37.7169	6,537.59	78,451.10
CCEA	COMM SVCS OFFICER-REG PT (201R)	1	18.1480	3,145.65	37,747.84
CCEA	COMM SVCS OFFICER-REG PT (201R)	2	19.0756	3,306.44	39,677.30

# Culver CITY

## Salary Schedule

### Effective Date 11/14/2022

**Note:** For FIRE job titles, the printed hourly rates are for 40-hour employees. To determine the hourly rates for 56-hour employees, divide the annual rate by 2912. (Titles with two codes in parentheses indicate they are 40-hour & 56-hour positions. The first code is for 40-hr, the second one for 56-hr.)

Group	Title	Step	Hourly Rate	Monthly Rate	Annual Rate
CCEA	COMM SVCS OFFICER-REG PT (201R)	3	20.0511	3,475.53	41,706.34
CCEA	COMMUNICATION SUPERVISOR (453)	1	44.0610	7,637.24	91,646.88
CCEA	COMMUNICATION SUPERVISOR (453)	2	46.3137	8,027.72	96,332.60
CCEA	COMMUNICATION SUPERVISOR (453)	3	48.6800	8,437.87	101,254.40
CCEA	COMMUNICATION SUPERVISOR (453)	4	51.1664	8,868.84	106,426.06
CCEA	COMMUNICATION SUPERVISOR (453)	5	53.7819	9,322.19	111,866.30
CCEA	COMMUNICATIONS TECHNICIAN (333)	1	38.3140	6,641.09	79,693.12
CCEA	COMMUNICATIONS TECHNICIAN (333)	2	40.2728	6,980.61	83,767.32
CCEA	COMMUNICATIONS TECHNICIAN (333)	3	42.3304	7,337.27	88,047.18
CCEA	COMMUNICATIONS TECHNICIAN (333)	4	44.4925	7,712.03	92,544.40
CCEA	COMMUNICATIONS TECHNICIAN (333)	5	46.7668	8,106.24	97,274.84
CCEA	COMPUTER PROGRAMMER (422)	1	35.0047	6,067.49	72,809.88
CCEA	COMPUTER PROGRAMMER (422)	2	36.7939	6,377.61	76,531.26
CCEA	COMPUTER PROGRAMMER (422)	3	38.6742	6,703.54	80,442.44
CCEA	COMPUTER PROGRAMMER (422)	4	40.6505	7,046.09	84,553.04
CCEA	COMPUTER PROGRAMMER (422)	5	42.7277	7,406.14	88,873.72
CCEA	CUSTODIAN (203)	1	19.7548	3,424.16	41,089.88
CCEA	CUSTODIAN (203)	2	20.7640	3,599.09	43,189.12
CCEA	CUSTODIAN (203)	3	21.8259	3,783.15	45,397.82
CCEA	CUSTODIAN (203)	4	22.9428	3,976.74	47,720.92
CCEA	CUSTODIAN (203)	5	24.1154	4,180.00	50,159.98
CCEA	CUSTODIAN-REG PT (203R)	1	19.7548	3,424.16	41,089.88
CCEA	CUSTODIAN-REG PT (203R)	2	20.7640	3,599.09	43,189.12
CCEA	CUSTODIAN-REG PT (203R)	3	21.8259	3,783.15	45,397.82
CCEA	ELEC FLEET SVCS TECH (338)	1	32.9932	5,718.83	68,625.96
CCEA	ELEC FLEET SVCS TECH (338)	2	34.6788	6,010.98	72,131.80
CCEA	ELEC FLEET SVCS TECH (338)	3	36.4515	6,318.26	75,819.12
CCEA	ELEC FLEET SVCS TECH (338)	4	38.3140	6,641.09	79,693.12
CCEA	ELEC FLEET SVCS TECH (338)	5	40.2728	6,980.61	83,767.32
CCEA	ELECTRICAL MAINT CREWLEADER (337)	1	41.0149	7,109.25	85,310.94
CCEA	ELECTRICAL MAINT CREWLEADER (337)	2	43.1115	7,472.66	89,671.92
CCEA	ELECTRICAL MAINT CREWLEADER (337)	3	45.3140	7,854.43	94,253.12
CCEA	ELECTRICAL MAINT CREWLEADER (337)	4	47.6297	8,255.82	99,069.88
CCEA	ELECTRICAL MAINT CREWLEADER (337)	5	50.0638	8,677.72	104,132.60
CCEA	ENGINEERING DRAWING & DOC TECH (432)	1	39.2575	6,804.63	81,655.60
CCEA	ENGINEERING DRAWING & DOC TECH (432)	2	41.2636	7,152.36	85,828.34
CCEA	ENGINEERING DRAWING & DOC TECH (432)	3	43.3720	7,517.81	90,213.76
CCEA	ENGINEERING DRAWING & DOC TECH (432)	4	45.5882	7,901.96	94,823.56
CCEA	ENGINEERING DRAWING & DOC TECH (432)	5	47.9174	8,305.68	99,668.14
CCEA	ENGINEERING TECHNICIAN (406)	1	30.5986	5,303.76	63,645.14

# Culver CITY

## Salary Schedule

### Effective Date 11/14/2022

**Note:** For FIRE job titles, the printed hourly rates are for 40-hour employees. To determine the hourly rates for 56-hour employees, divide the annual rate by 2912. (Titles with two codes in parentheses indicate they are 40-hour & 56-hour positions. The first code is for 40-hr, the second one for 56-hr.)

Group	Title	Step	Hourly Rate	Monthly Rate	Annual Rate
CCEA	ENGINEERING TECHNICIAN (406)	2	32.1622	5,574.79	66,897.48
CCEA	ENGINEERING TECHNICIAN (406)	3	33.8060	5,859.71	70,316.48
CCEA	ENGINEERING TECHNICIAN (406)	4	35.5328	6,159.01	73,908.12
CCEA	ENGINEERING TECHNICIAN (406)	5	37.3485	6,473.74	77,684.88
CCEA	ENVIRONMENTAL COMPLIANCE INSP (451)	1	33.3033	5,772.56	69,270.76
CCEA	ENVIRONMENTAL COMPLIANCE INSP (451)	2	35.0047	6,067.49	72,809.88
CCEA	ENVIRONMENTAL COMPLIANCE INSP (451)	3	36.7939	6,377.61	76,531.26
CCEA	ENVIRONMENTAL COMPLIANCE INSP (451)	4	38.6742	6,703.54	80,442.44
CCEA	ENVIRONMENTAL COMPLIANCE INSP (451)	5	40.6505	7,046.09	84,553.04
CCEA	FACILITIES LEADWORKER (332)	1	34.8308	6,037.33	72,447.96
CCEA	FACILITIES LEADWORKER (332)	2	36.6115	6,345.99	76,151.92
CCEA	FACILITIES LEADWORKER (332)	3	38.4822	6,670.26	80,043.08
CCEA	FACILITIES LEADWORKER (332)	4	40.4478	7,010.94	84,131.32
CCEA	FACILITIES LEADWORKER (332)	5	42.5152	7,369.31	88,431.72
CCEA	FACILITIES MAINT CREW LEADER (322)	1	31.5263	5,464.55	65,574.60
CCEA	FACILITIES MAINT CREW LEADER (322)	2	33.1378	5,743.88	68,926.52
CCEA	FACILITIES MAINT CREW LEADER (322)	3	34.8308	6,037.33	72,447.96
CCEA	FACILITIES MAINT CREW LEADER (322)	4	36.6115	6,345.99	76,151.92
CCEA	FACILITIES MAINT CREW LEADER (322)	5	38.4822	6,670.26	80,043.08
CCEA	FACILITIES MAINTENANCE WORKER (303)	1	25.4749	4,415.65	52,987.74
CCEA	FACILITIES MAINTENANCE WORKER (303)	2	26.7778	4,641.48	55,697.72
CCEA	FACILITIES MAINTENANCE WORKER (303)	3	28.1483	4,879.03	58,548.36
CCEA	FACILITIES MAINTENANCE WORKER (303)	4	29.5524	5,122.41	61,468.94
CCEA	FACILITIES MAINTENANCE WORKER (303)	5	31.0594	5,383.63	64,603.50
CCEA	FIRE PREVENTION SPECIALIST (437)	1	42.3472	7,340.19	88,082.28
CCEA	FIRE PREVENTION SPECIALIST (437)	2	44.5119	7,715.39	92,584.70
CCEA	FIRE PREVENTION SPECIALIST (437)	3	46.7859	8,109.55	97,314.62
CCEA	FIRE PREVENTION SPECIALIST (437)	4	49.1775	8,524.10	102,289.20
CCEA	FIRE PREVENTION SPECIALIST (437)	5	51.6899	8,959.58	107,514.94
CCEA	FIRE PREVENTION SPECIALIST-REG PT (437R)	1	42.3472	7,340.19	88,082.28
CCEA	FIRE PREVENTION SPECIALIST-REG PT (437R)	2	44.5119	7,715.39	92,584.70
CCEA	FIRE PREVENTION SPECIALIST-REG PT (437R)	3	46.7859	8,109.55	97,314.62
CCEA	FLEET SERVICES ASSISTANT (210)	1	22.8290	3,957.03	47,484.32
CCEA	FLEET SERVICES ASSISTANT (210)	2	23.9966	4,159.42	49,912.98
CCEA	FLEET SERVICES ASSISTANT (210)	3	25.2229	4,371.97	52,463.58
CCEA	FLEET SERVICES ASSISTANT (210)	4	26.5128	4,595.54	55,146.52
CCEA	FLEET SERVICES ASSISTANT (210)	5	27.8699	4,830.78	57,969.34
CCEA	FLEET SERVICES ASSISTANT-REG PT (210R)	1	22.8290	3,957.03	47,484.32
CCEA	FLEET SERVICES ASSISTANT-REG PT (210R)	2	23.9966	4,159.42	49,912.98

# Culver CITY

## Salary Schedule Effective Date 11/14/2022

**Note:** For FIRE job titles, the printed hourly rates are for 40-hour employees. To determine the hourly rates for 56-hour employees, divide the annual rate by 2912. (Titles with two codes in parentheses indicate they are 40-hour & 56-hour positions. The first code is for 40-hr, the second one for 56-hr.)

Group	Title	Step	Hourly Rate	Monthly Rate	Annual Rate
CCEA	FLEET SERVICES ASSISTANT-REG PT (210R)	3	25.2229	4,371.97	52,463.58
CCEA	FLEET SERVICES SUPERVISOR (427)	1	37.5298	6,505.16	78,061.88
CCEA	FLEET SERVICES SUPERVISOR (427)	2	39.4478	6,837.61	82,051.32
CCEA	FLEET SERVICES SUPERVISOR (427)	3	41.4635	7,187.01	86,244.08
CCEA	FLEET SERVICES SUPERVISOR (427)	4	43.5824	7,554.28	90,651.34
CCEA	FLEET SERVICES SUPERVISOR (427)	5	45.8098	7,940.36	95,284.28
CCEA	FLEET SERVICES TECHNICIAN (309)	1	26.3796	4,572.47	54,869.62
CCEA	FLEET SERVICES TECHNICIAN (309)	2	27.7307	4,806.66	57,679.96
CCEA	FLEET SERVICES TECHNICIAN (309)	3	29.1227	5,047.94	60,575.32
CCEA	FLEET SERVICES TECHNICIAN (309)	4	30.5986	5,303.76	63,645.14
CCEA	FLEET SERVICES TECHNICIAN (309)	5	32.1622	5,574.79	66,897.48
CCEA	FORENSIC SPECIALIST (335)	1	37.1635	6,441.67	77,300.08
CCEA	FORENSIC SPECIALIST (335)	2	39.0619	6,770.73	81,248.70
CCEA	FORENSIC SPECIALIST (335)	3	41.0585	7,116.81	85,401.68
CCEA	FORENSIC SPECIALIST (335)	4	43.1562	7,480.42	89,765.00
CCEA	FORENSIC SPECIALIST (335)	5	45.3616	7,862.68	94,352.18
CCEA	GIS ANALYST (438)	1	43.3720	7,517.81	90,213.76
CCEA	GIS ANALYST (438)	2	45.5882	7,901.96	94,823.56
CCEA	GIS ANALYST (438)	3	47.9174	8,305.68	99,668.14
CCEA	GIS ANALYST (438)	4	50.3666	8,730.22	104,762.58
CCEA	GIS ANALYST (438)	5	52.9403	9,176.31	110,115.72
CCEA	GIS TECHNICIAN (424)	1	36.0692	6,252.00	75,024.04
CCEA	GIS TECHNICIAN (424)	2	37.9122	6,571.46	78,857.48
CCEA	GIS TECHNICIAN (424)	3	39.8490	6,907.16	82,885.92
CCEA	GIS TECHNICIAN (424)	4	41.8852	7,260.11	87,121.32
CCEA	GIS TECHNICIAN (424)	5	44.0260	7,631.17	91,574.08
CCEA	GRAPHIC SERVICES ASSISTANT (209)	1	22.7138	3,937.05	47,244.60
CCEA	GRAPHIC SERVICES ASSISTANT (209)	2	23.8765	4,138.59	49,663.12
CCEA	GRAPHIC SERVICES ASSISTANT (209)	3	25.0970	4,350.15	52,201.76
CCEA	GRAPHIC SERVICES ASSISTANT (209)	4	26.3796	4,572.47	54,869.62
CCEA	GRAPHIC SERVICES ASSISTANT (209)	5	27.7307	4,806.66	57,679.96
CCEA	GRAPHIC SERVICES SUPERVISOR (413)	1	32.3228	5,602.61	67,231.32
CCEA	GRAPHIC SERVICES SUPERVISOR (413)	2	33.9741	5,888.85	70,666.18
CCEA	GRAPHIC SERVICES SUPERVISOR (413)	3	35.7103	6,189.78	74,277.32
CCEA	GRAPHIC SERVICES SUPERVISOR (413)	4	37.5354	6,506.13	78,073.58
CCEA	GRAPHIC SERVICES SUPERVISOR (413)	5	39.4529	6,838.50	82,061.98
CCEA	HEAVY EQUIPMENT OPERATOR (313)	1	27.8699	4,830.78	57,969.34
CCEA	HEAVY EQUIPMENT OPERATOR (313)	2	29.2654	5,072.67	60,871.98
CCEA	HEAVY EQUIPMENT OPERATOR (313)	3	30.7509	5,330.15	63,961.82
CCEA	HEAVY EQUIPMENT OPERATOR (313)	4	32.3228	5,602.61	67,231.32
CCEA	HEAVY EQUIPMENT OPERATOR (313)	5	33.9741	5,888.85	70,666.18



# Culver CITY

## Salary Schedule Effective Date 11/14/2022

**Note:** For FIRE job titles, the printed hourly rates are for 40-hour employees. To determine the hourly rates for 56-hour employees, divide the annual rate by 2912. (Titles with two codes in parentheses indicate they are 40-hour & 56-hour positions. The first code is for 40-hr, the second one for 56-hr.)

Group	Title	Step	Hourly Rate	Monthly Rate	Annual Rate
CCEA	HEAVY EQUIPMENT OPERATOR-REG PT (313R)	1	27.8699	4,830.78	57,969.34
CCEA	HEAVY EQUIPMENT OPERATOR-REG PT (313R)	2	29.2654	5,072.67	60,871.98
CCEA	HEAVY EQUIPMENT OPERATOR-REG PT (313R)	3	30.7509	5,330.15	63,961.82
CCEA	HEAVY TRUCK DRIVER (312)	1	26.7778	4,641.48	55,697.72
CCEA	HEAVY TRUCK DRIVER (312)	2	28.1483	4,879.03	58,548.36
CCEA	HEAVY TRUCK DRIVER (312)	3	29.5524	5,122.41	61,468.94
CCEA	HEAVY TRUCK DRIVER (312)	4	31.0594	5,383.63	64,603.50
CCEA	HEAVY TRUCK DRIVER (312)	5	32.6468	5,658.77	67,905.24
CCEA	HEAVY TRUCK DRIVER-REG PT (312R)	1	26.7778	4,641.48	55,697.72
CCEA	HEAVY TRUCK DRIVER-REG PT (312R)	2	28.1483	4,879.03	58,548.36
CCEA	HEAVY TRUCK DRIVER-REG PT (312R)	3	29.5524	5,122.41	61,468.94
CCEA	HOUSING ASSISTANT (409)	1	30.7509	5,330.15	63,961.82
CCEA	HOUSING ASSISTANT (409)	2	32.3228	5,602.61	67,231.32
CCEA	HOUSING ASSISTANT (409)	3	33.9741	5,888.85	70,666.18
CCEA	HOUSING ASSISTANT (409)	4	35.7103	6,189.78	74,277.32
CCEA	HOUSING ASSISTANT (409)	5	37.5354	6,506.13	78,073.58
CCEA	HOUSING SPECIALIST (426)	1	36.6115	6,345.99	76,151.92
CCEA	HOUSING SPECIALIST (426)	2	38.4822	6,670.26	80,043.08
CCEA	HOUSING SPECIALIST (426)	3	40.4478	7,010.94	84,131.32
CCEA	HOUSING SPECIALIST (426)	4	42.5152	7,369.31	88,431.72
CCEA	HOUSING SPECIALIST (426)	5	44.6882	7,745.96	92,951.56
CCEA	HUMAN RESOURCES ASSOCIATE (410)	1	34.6788	6,010.98	72,131.80
CCEA	HUMAN RESOURCES ASSOCIATE (410)	2	36.4515	6,318.26	75,819.12
CCEA	HUMAN RESOURCES ASSOCIATE (410)	3	38.3140	6,641.09	79,693.12
CCEA	HUMAN RESOURCES ASSOCIATE (410)	4	40.2728	6,980.61	83,767.32
CCEA	HUMAN RESOURCES ASSOCIATE (410)	5	42.3304	7,337.27	88,047.18
CCEA	HUMAN RESOURCES TECHNICIAN (411)	1	31.5263	5,464.55	65,574.60
CCEA	HUMAN RESOURCES TECHNICIAN (411)	2	33.1378	5,743.88	68,926.52
CCEA	HUMAN RESOURCES TECHNICIAN (411)	3	34.8308	6,037.33	72,447.96
CCEA	HUMAN RESOURCES TECHNICIAN (411)	4	36.6115	6,345.99	76,151.92
CCEA	HUMAN RESOURCES TECHNICIAN (411)	5	38.4822	6,670.26	80,043.08
CCEA	HVAC MAINTENANCE WORKER (326)	1	32.6468	5,658.77	67,905.24
CCEA	HVAC MAINTENANCE WORKER (326)	2	34.3148	5,947.89	71,374.68
CCEA	HVAC MAINTENANCE WORKER (326)	3	36.0692	6,252.00	75,024.04
CCEA	HVAC MAINTENANCE WORKER (326)	4	37.9122	6,571.46	78,857.48
CCEA	HVAC MAINTENANCE WORKER (326)	5	39.8490	6,907.16	82,885.92
CCEA	HVAC TECHNICIAN (339)	1	34.2791	5,941.72	71,300.58
CCEA	HVAC TECHNICIAN (339)	2	36.0238	6,244.12	74,929.40
CCEA	HVAC TECHNICIAN (339)	3	37.8726	6,564.59	78,775.06

# Culver CITY

## Salary Schedule

### Effective Date 11/14/2022

**Note:** For FIRE job titles, the printed hourly rates are for 40-hour employees. To determine the hourly rates for 56-hour employees, divide the annual rate by 2912. (Titles with two codes in parentheses indicate they are 40-hour & 56-hour positions. The first code is for 40-hr, the second one for 56-hr.)

Group	Title	Step	Hourly Rate	Monthly Rate	Annual Rate
CCEA	HVAC TECHNICIAN (339)	4	39.8078	6,900.01	82,800.12
CCEA	HVAC TECHNICIAN (339)	5	41.8415	7,252.53	87,030.32
CCEA	INFORMATION SYSTEMS ANALYST (435)	1	41.2636	7,152.36	85,828.34
CCEA	INFORMATION SYSTEMS ANALYST (435)	2	43.3720	7,517.81	90,213.76
CCEA	INFORMATION SYSTEMS ANALYST (435)	3	45.5882	7,901.96	94,823.56
CCEA	INFORMATION SYSTEMS ANALYST (435)	4	47.9174	8,305.68	99,668.14
CCEA	INFORMATION SYSTEMS ANALYST (435)	5	50.3666	8,730.22	104,762.58
CCEA	INFORMATION TECHNOLOGY ANALYST (418)	1	33.4701	5,801.49	69,617.86
CCEA	INFORMATION TECHNOLOGY ANALYST (418)	2	35.1801	6,097.89	73,174.66
CCEA	INFORMATION TECHNOLOGY ANALYST (418)	3	36.9774	6,409.41	76,912.94
CCEA	INFORMATION TECHNOLOGY ANALYST (418)	4	38.8673	6,736.99	80,843.88
CCEA	INFORMATION TECHNOLOGY ANALYST (418)	5	40.8532	7,081.23	84,974.76
CCEA	IRRIGATION MAINTENANCE TECHNIC (304)	1	25.4749	4,415.65	52,987.74
CCEA	IRRIGATION MAINTENANCE TECHNIC (304)	2	26.7778	4,641.48	55,697.72
CCEA	IRRIGATION MAINTENANCE TECHNIC (304)	3	28.1483	4,879.03	58,548.36
CCEA	IRRIGATION MAINTENANCE TECHNIC (304)	4	29.5524	5,122.41	61,468.94
CCEA	IRRIGATION MAINTENANCE TECHNIC (304)	5	31.0594	5,383.63	64,603.50
CCEA	JAILER (218)	1	25.4749	4,415.65	52,987.74
CCEA	JAILER (218)	2	26.7778	4,641.48	55,697.72
CCEA	JAILER (218)	3	28.1483	4,879.03	58,548.36
CCEA	JAILER (218)	4	29.5524	5,122.41	61,468.94
CCEA	JAILER (218)	5	31.0594	5,383.63	64,603.50
CCEA	JAILER - Y-RATE (297)	1	32.3439	5,606.27	67,275.26
CCEA	LABORER (204)	1	21.1825	3,671.63	44,059.60
CCEA	LABORER (204)	2	22.2661	3,859.46	46,313.54
CCEA	LABORER (204)	3	23.4050	4,056.87	48,682.40
CCEA	LABORER (204)	4	24.6012	4,264.22	51,170.60
CCEA	LABORER (204)	5	25.8588	4,482.18	53,786.20
CCEA	LABORER-REG PT (204R)	1	21.1825	3,671.63	44,059.60
CCEA	LABORER-REG PT (204R)	2	22.2661	3,859.46	46,313.54
CCEA	LABORER-REG PT (204R)	3	23.4050	4,056.87	48,682.40
CCEA	LEGAL SECRETARY (412)	1	32.1622	5,574.79	66,897.48
CCEA	LEGAL SECRETARY (412)	2	33.8060	5,859.71	70,316.48
CCEA	LEGAL SECRETARY (412)	3	35.5328	6,159.01	73,908.12
CCEA	LEGAL SECRETARY (412)	4	37.3485	6,473.74	77,684.88
CCEA	LEGAL SECRETARY (412)	5	39.2575	6,804.63	81,655.60
CCEA	MAINTENANCE CARPENTER (319)	1	29.5524	5,122.41	61,468.94
CCEA	MAINTENANCE CARPENTER (319)	2	31.0594	5,383.63	64,603.50
CCEA	MAINTENANCE CARPENTER (319)	3	32.6468	5,658.77	67,905.24
CCEA	MAINTENANCE CARPENTER (319)	4	34.3148	5,947.89	71,374.68

# Culver CITY

## Salary Schedule

### Effective Date 11/14/2022

**Note:** For FIRE job titles, the printed hourly rates are for 40-hour employees. To determine the hourly rates for 56-hour employees, divide the annual rate by 2912. (Titles with two codes in parentheses indicate they are 40-hour & 56-hour positions. The first code is for 40-hr, the second one for 56-hr.)

Group	Title	Step	Hourly Rate	Monthly Rate	Annual Rate
CCEA	MAINTENANCE CARPENTER (319)	5	36.0692	6,252.00	75,024.04
CCEA	MAINTENANCE ELECTRICIAN (328)	1	33.1378	5,743.88	68,926.52
CCEA	MAINTENANCE ELECTRICIAN (328)	2	34.8308	6,037.33	72,447.96
CCEA	MAINTENANCE ELECTRICIAN (328)	3	36.6115	6,345.99	76,151.92
CCEA	MAINTENANCE ELECTRICIAN (328)	4	38.4822	6,670.26	80,043.08
CCEA	MAINTENANCE ELECTRICIAN (328)	5	40.4478	7,010.94	84,131.32
CCEA	MAINTENANCE PAINTER (317)	1	29.4084	5,097.45	61,169.42
CCEA	MAINTENANCE PAINTER (317)	2	30.9047	5,356.82	64,281.88
CCEA	MAINTENANCE PAINTER (317)	3	32.4849	5,630.71	67,568.54
CCEA	MAINTENANCE PAINTER (317)	4	34.1444	5,918.36	71,020.30
CCEA	MAINTENANCE PAINTER (317)	5	35.8891	6,220.78	74,649.38
CCEA	MAINTENANCE PLUMBER (329)	1	33.1378	5,743.88	68,926.52
CCEA	MAINTENANCE PLUMBER (329)	2	34.8308	6,037.33	72,447.96
CCEA	MAINTENANCE PLUMBER (329)	3	36.6115	6,345.99	76,151.92
CCEA	MAINTENANCE PLUMBER (329)	4	38.4822	6,670.26	80,043.08
CCEA	MAINTENANCE PLUMBER (329)	5	40.4478	7,010.94	84,131.32
CCEA	MAINTENANCE WORKER I (206)	1	22.1546	3,840.14	46,081.62
CCEA	MAINTENANCE WORKER I (206)	2	23.2886	4,036.70	48,440.34
CCEA	MAINTENANCE WORKER I (206)	3	24.4777	4,242.81	50,913.72
CCEA	MAINTENANCE WORKER I (206)	4	25.7293	4,459.74	53,516.84
CCEA	MAINTENANCE WORKER I (206)	5	27.0467	4,688.10	56,257.24
CCEA	MAINTENANCE WORKER I-REG PT (206R)	1	22.1546	3,840.14	46,081.62
CCEA	MAINTENANCE WORKER I-REG PT (206R)	2	23.2886	4,036.70	48,440.34
CCEA	MAINTENANCE WORKER I-REG PT (206R)	3	24.4777	4,242.81	50,913.72
CCEA	MAINTENANCE WORKER II (213)	1	23.5226	4,077.26	48,927.06
CCEA	MAINTENANCE WORKER II (213)	2	24.7236	4,285.43	51,425.14
CCEA	MAINTENANCE WORKER II (213)	3	25.9886	4,504.70	54,056.34
CCEA	MAINTENANCE WORKER II (213)	4	27.3190	4,735.29	56,823.52
CCEA	MAINTENANCE WORKER II (213)	5	28.6990	4,974.49	59,693.92
CCEA	MAINTENANCE WORKER II-REG PT (213R)	1	23.5226	4,077.26	48,927.06
CCEA	MAINTENANCE WORKER II-REG PT (213R)	2	24.7236	4,285.43	51,425.14
CCEA	MAINTENANCE WORKER II-REG PT (213R)	3	25.9886	4,504.70	54,056.34
CCEA	MENTAL HEALTH SPECIALIST (459)	1	44.0192	7,630.00	91,560.04
CCEA	MENTAL HEALTH SPECIALIST (459)	2	46.2688	8,019.92	96,239.00
CCEA	MENTAL HEALTH SPECIALIST (459)	3	48.6334	8,429.79	101,157.42
CCEA	MENTAL HEALTH SPECIALIST (459)	4	51.1179	8,860.43	106,325.18
CCEA	MENTAL HEALTH SPECIALIST (459)	5	53.7299	9,313.18	111,758.14
CCEA	NETWORK ADMINISTRATOR (440)	1	45.3616	7,862.68	94,352.18
CCEA	NETWORK ADMINISTRATOR (440)	2	47.6798	8,264.49	99,173.88
CCEA	NETWORK ADMINISTRATOR (440)	3	50.1156	8,686.71	104,240.50

# Culver CITY

## Salary Schedule

### Effective Date 11/14/2022

**Note:** For FIRE job titles, the printed hourly rates are for 40-hour employees. To determine the hourly rates for 56-hour employees, divide the annual rate by 2912. (Titles with two codes in parentheses indicate they are 40-hour & 56-hour positions. The first code is for 40-hr, the second one for 56-hr.)

Group	Title	Step	Hourly Rate	Monthly Rate	Annual Rate
CCEA	NETWORK ADMINISTRATOR (440)	4	52.6765	9,130.59	109,567.12
CCEA	NETWORK ADMINISTRATOR (440)	5	55.3691	9,597.32	115,167.78
CCEA	OCCUPANCY SPECIALIST (232)	1	22.6021	3,917.70	47,012.42
CCEA	OCCUPANCY SPECIALIST (232)	2	23.7578	4,118.01	49,416.12
CCEA	OCCUPANCY SPECIALIST (232)	3	24.9719	4,328.46	51,941.50
CCEA	OCCUPANCY SPECIALIST (232)	4	26.2490	4,549.83	54,597.92
CCEA	OCCUPANCY SPECIALIST (232)	5	27.5927	4,782.74	57,392.92
CCEA	OFFICE AUTOMATION SPECIALIST (229)	1	30.5986	5,303.76	63,645.14
CCEA	OFFICE AUTOMATION SPECIALIST (229)	2	32.1622	5,574.79	66,897.48
CCEA	OFFICE AUTOMATION SPECIALIST (229)	3	33.8060	5,859.71	70,316.48
CCEA	OFFICE AUTOMATION SPECIALIST (229)	4	35.5328	6,159.01	73,908.12
CCEA	OFFICE AUTOMATION SPECIALIST (229)	5	37.3485	6,473.74	77,684.88
CCEA	PARK MAINTENANCE CREWLEADER (315)	1	28.6990	4,974.49	59,693.92
CCEA	PARK MAINTENANCE CREWLEADER (315)	2	30.1438	5,224.92	62,699.00
CCEA	PARK MAINTENANCE CREWLEADER (315)	3	31.6845	5,491.98	65,903.76
CCEA	PARK MAINTENANCE CREWLEADER (315)	4	33.3033	5,772.56	69,270.76
CCEA	PARK MAINTENANCE CREWLEADER (315)	5	35.0047	6,067.49	72,809.88
CCEA	PARK PATROL OFFICER (220)	1	26.2490	4,549.83	54,597.92
CCEA	PARK PATROL OFFICER (220)	2	27.5927	4,782.74	57,392.92
CCEA	PARK PATROL OFFICER (220)	3	28.9798	5,023.16	60,277.88
CCEA	PARK PATROL OFFICER (220)	4	30.4463	5,277.35	63,328.20
CCEA	PARK PATROL OFFICER (220)	5	32.0027	5,547.14	66,565.72
CCEA	PARKING ENFORCEMENT OFFICER (214)	1	24.1154	4,180.00	50,159.98
CCEA	PARKING ENFORCEMENT OFFICER (214)	2	25.3490	4,393.83	52,725.92
CCEA	PARKING ENFORCEMENT OFFICER (214)	3	26.6447	4,618.42	55,421.08
CCEA	PARKING ENFORCEMENT OFFICER (214)	4	28.0092	4,854.94	58,259.24
CCEA	PARKING ENFORCEMENT OFFICER (214)	5	29.4084	5,097.45	61,169.42
CCEA	PARKING ENFORCEMENT SUPERVISOR (446)	1	33.1378	5,743.88	68,926.52
CCEA	PARKING ENFORCEMENT SUPERVISOR (446)	2	34.8308	6,037.33	72,447.96
CCEA	PARKING ENFORCEMENT SUPERVISOR (446)	3	36.6115	6,345.99	76,151.92
CCEA	PARKING ENFORCEMENT SUPERVISOR (446)	4	38.4822	6,670.26	80,043.08
CCEA	PARKING ENFORCEMENT SUPERVISOR (446)	5	40.4478	7,010.94	84,131.32
CCEA	PARKING METER TECHNICIAN (310)	1	27.6986	4,801.10	57,613.14
CCEA	PARKING METER TECHNICIAN (310)	2	29.1173	5,046.99	60,563.88
CCEA	PARKING METER TECHNICIAN (310)	3	30.5788	5,300.32	63,603.80
CCEA	PARKING METER TECHNICIAN (310)	4	32.1284	5,568.92	66,827.02
CCEA	PARKING METER TECHNICIAN (310)	5	33.7702	5,853.51	70,242.12
CCEA	PAYROLL TECHNICIAN (423)	1	34.6788	6,010.98	72,131.80
CCEA	PAYROLL TECHNICIAN (423)	2	36.4515	6,318.26	75,819.12
CCEA	PAYROLL TECHNICIAN (423)	3	38.3140	6,641.09	79,693.12
CCEA	PAYROLL TECHNICIAN (423)	4	40.2728	6,980.61	83,767.32

# Culver CITY

## Salary Schedule

### Effective Date 11/14/2022

**Note:** For FIRE job titles, the printed hourly rates are for 40-hour employees. To determine the hourly rates for 56-hour employees, divide the annual rate by 2912. (Titles with two codes in parentheses indicate they are 40-hour & 56-hour positions. The first code is for 40-hr, the second one for 56-hr.)

Group	Title	Step	Hourly Rate	Monthly Rate	Annual Rate
CCEA	PAYROLL TECHNICIAN (423)	5	42.3304	7,337.27	88,047.18
CCEA	PERMIT TECHNICIAN (215)	1	24.7236	4,285.43	51,425.14
CCEA	PERMIT TECHNICIAN (215)	2	25.9886	4,504.70	54,056.34
CCEA	PERMIT TECHNICIAN (215)	3	27.3190	4,735.29	56,823.52
CCEA	PERMIT TECHNICIAN (215)	4	28.6990	4,974.49	59,693.92
CCEA	PERMIT TECHNICIAN (215)	5	30.1438	5,224.92	62,699.00
CCEA	PERMIT TECHNICIAN II (230)	1	28.4321	4,928.24	59,138.82
CCEA	PERMIT TECHNICIAN II (230)	2	29.8868	5,180.37	62,164.44
CCEA	PERMIT TECHNICIAN II (230)	3	31.4169	5,445.59	65,347.10
CCEA	PERMIT TECHNICIAN II (230)	4	33.0038	5,720.65	68,647.80
CCEA	PERMIT TECHNICIAN II (230)	5	34.6653	6,008.64	72,103.72
CCEA	PERMIT TECHNICIAN-REG PT (215R)	1	24.7236	4,285.43	51,425.14
CCEA	PERMIT TECHNICIAN-REG PT (215R)	2	25.9886	4,504.70	54,056.34
CCEA	PERMIT TECHNICIAN-REG PT (215R)	3	27.3190	4,735.29	56,823.52
CCEA	PLAN CHECK ENGINEER (436)	1	42.4889	7,364.74	88,376.86
CCEA	PLAN CHECK ENGINEER (436)	2	44.6595	7,740.98	92,891.76
CCEA	PLAN CHECK ENGINEER (436)	3	46.9418	8,136.57	97,638.84
CCEA	PLAN CHECK ENGINEER (436)	4	49.3406	8,552.38	102,628.50
CCEA	PLAN CHECK ENGINEER (436)	5	51.8628	8,989.54	107,874.52
CCEA	PLANNING TECHNICIAN (400)	1	26.2490	4,549.83	54,597.92
CCEA	PLANNING TECHNICIAN (400)	2	27.5927	4,782.74	57,392.92
CCEA	PLANNING TECHNICIAN (400)	3	28.9798	5,023.16	60,277.88
CCEA	PLANNING TECHNICIAN (400)	4	30.4463	5,277.35	63,328.20
CCEA	PLANNING TECHNICIAN (400)	5	32.0027	5,547.14	66,565.72
CCEA	PLANNING TECHNICIAN II (449)	1	33.1378	5,743.88	68,926.52
CCEA	PLANNING TECHNICIAN II (449)	2	34.8308	6,037.33	72,447.96
CCEA	PLANNING TECHNICIAN II (449)	3	36.6115	6,345.99	76,151.92
CCEA	PLANNING TECHNICIAN II (449)	4	38.4822	6,670.26	80,043.08
CCEA	PLANNING TECHNICIAN II (449)	5	40.4478	7,010.94	84,131.32
CCEA	POLICE RCRDS/PROPERTY SPRVSR (447)	1	33.1378	5,743.88	68,926.52
CCEA	POLICE RCRDS/PROPERTY SPRVSR (447)	2	34.8308	6,037.33	72,447.96
CCEA	POLICE RCRDS/PROPERTY SPRVSR (447)	3	36.6115	6,345.99	76,151.92
CCEA	POLICE RCRDS/PROPERTY SPRVSR (447)	4	38.4822	6,670.26	80,043.08
CCEA	POLICE RCRDS/PROPERTY SPRVSR (447)	5	40.4478	7,010.94	84,131.32
CCEA	POLICE RECORDS TECH-Y-RATE (296)	1	32.3439	5,606.27	67,275.26
CCEA	POLICE RECORDS TECHNICIAN (208)	1	22.6021	3,917.70	47,012.42
CCEA	POLICE RECORDS TECHNICIAN (208)	2	23.7578	4,118.01	49,416.12
CCEA	POLICE RECORDS TECHNICIAN (208)	3	24.9719	4,328.46	51,941.50
CCEA	POLICE RECORDS TECHNICIAN (208)	4	26.2490	4,549.83	54,597.92
CCEA	POLICE RECORDS TECHNICIAN (208)	5	27.5927	4,782.74	57,392.92

# Culver CITY

## Salary Schedule

### Effective Date 11/14/2022

**Note:** For FIRE job titles, the printed hourly rates are for 40-hour employees. To determine the hourly rates for 56-hour employees, divide the annual rate by 2912. (Titles with two codes in parentheses indicate they are 40-hour & 56-hour positions. The first code is for 40-hr, the second one for 56-hr.)

Group	Title	Step	Hourly Rate	Monthly Rate	Annual Rate
CCEA	POOL MAINTENANCE TECHNICIAN (330)	1	33.1378	5,743.88	68,926.52
CCEA	POOL MAINTENANCE TECHNICIAN (330)	2	34.8308	6,037.33	72,447.96
CCEA	POOL MAINTENANCE TECHNICIAN (330)	3	36.6115	6,345.99	76,151.92
CCEA	POOL MAINTENANCE TECHNICIAN (330)	4	38.4822	6,670.26	80,043.08
CCEA	POOL MAINTENANCE TECHNICIAN (330)	5	40.4478	7,010.94	84,131.32
CCEA	PROPERTY INSPECTOR (443)	1	36.2493	6,283.20	75,398.44
CCEA	PROPERTY INSPECTOR (443)	2	38.1020	6,604.35	79,252.16
CCEA	PROPERTY INSPECTOR (443)	3	40.0483	6,941.70	83,300.36
CCEA	PROPERTY INSPECTOR (443)	4	42.0953	7,296.51	87,558.12
CCEA	PROPERTY INSPECTOR (443)	5	44.2457	7,669.26	92,031.16
CCEA	PROPERTY TECHNICIAN (221)	1	26.5128	4,595.54	55,146.52
CCEA	PROPERTY TECHNICIAN (221)	2	27.8699	4,830.78	57,969.34
CCEA	PROPERTY TECHNICIAN (221)	3	29.2654	5,072.67	60,871.98
CCEA	PROPERTY TECHNICIAN (221)	4	30.7509	5,330.15	63,961.82
CCEA	PROPERTY TECHNICIAN (221)	5	32.3228	5,602.61	67,231.32
CCEA	PUBLIC ARTS COORDINATOR (457)	1	33.1378	5,743.88	68,926.52
CCEA	PUBLIC ARTS COORDINATOR (457)	2	34.8308	6,037.33	72,447.96
CCEA	PUBLIC ARTS COORDINATOR (457)	3	36.6115	6,345.99	76,151.92
CCEA	PUBLIC ARTS COORDINATOR (457)	4	38.4822	6,670.26	80,043.08
CCEA	PUBLIC ARTS COORDINATOR (457)	5	40.4478	7,010.94	84,131.32
CCEA	PUBLIC WORKS INSPECTOR (417)	1	33.3033	5,772.56	69,270.76
CCEA	PUBLIC WORKS INSPECTOR (417)	2	35.0047	6,067.49	72,809.88
CCEA	PUBLIC WORKS INSPECTOR (417)	3	36.7939	6,377.61	76,531.26
CCEA	PUBLIC WORKS INSPECTOR (417)	4	38.6742	6,703.54	80,442.44
CCEA	PUBLIC WORKS INSPECTOR (417)	5	40.6505	7,046.09	84,553.04
CCEA	REC & COMMUNITY SVCS COORDINAT (454)	1	30.7509	5,330.15	63,961.82
CCEA	REC & COMMUNITY SVCS COORDINAT (454)	2	32.3228	5,602.61	67,231.32
CCEA	REC & COMMUNITY SVCS COORDINAT (454)	3	33.9741	5,888.85	70,666.18
CCEA	REC & COMMUNITY SVCS COORDINAT (454)	4	35.7103	6,189.78	74,277.32
CCEA	REC & COMMUNITY SVCS COORDINAT (454)	5	37.5354	6,506.13	78,073.58
CCEA	REC & COMMUNITY SVCS COORDINAT-REG PT (454R)	1	30.7509	5,330.15	63,961.82
CCEA	REC & COMMUNITY SVCS COORDINAT-REG PT (454R)	2	32.3228	5,602.61	67,231.32
CCEA	REC & COMMUNITY SVCS COORDINAT-REG PT (454R)	3	33.9741	5,888.85	70,666.18
CCEA	RECORDS MGMT COORDINATOR (450)	1	31.5263	5,464.55	65,574.60
CCEA	RECORDS MGMT COORDINATOR (450)	2	33.1378	5,743.88	68,926.52
CCEA	RECORDS MGMT COORDINATOR (450)	3	34.8308	6,037.33	72,447.96
CCEA	RECORDS MGMT COORDINATOR (450)	4	36.6115	6,345.99	76,151.92
CCEA	RECORDS MGMT COORDINATOR (450)	5	38.4822	6,670.26	80,043.08
CCEA	RECREATION COORDINATOR (227)	1	29.9937	5,198.92	62,387.00

# Culver CITY

## Salary Schedule

### Effective Date 11/14/2022

**Note:** For FIRE job titles, the printed hourly rates are for 40-hour employees. To determine the hourly rates for 56-hour employees, divide the annual rate by 2912. (Titles with two codes in parentheses indicate they are 40-hour & 56-hour positions. The first code is for 40-hr, the second one for 56-hr.)

Group	Title	Step	Hourly Rate	Monthly Rate	Annual Rate
CCEA	RECREATION COORDINATOR (227)	2	31.5263	5,464.55	65,574.60
CCEA	RECREATION COORDINATOR (227)	3	33.1378	5,743.88	68,926.52
CCEA	RECREATION COORDINATOR (227)	4	34.8308	6,037.33	72,447.96
CCEA	RECREATION COORDINATOR (227)	5	36.6115	6,345.99	76,151.92
CCEA	RECREATION COORDINATOR-REG PT (227R)	1	29.9937	5,198.92	62,387.00
CCEA	RECREATION COORDINATOR-REG PT (227R)	2	31.5263	5,464.55	65,574.60
CCEA	RECREATION COORDINATOR-REG PT (227R)	3	33.1378	5,743.88	68,926.52
CCEA	SAFETY OFFICER (444)	1	36.4291	6,314.38	75,772.58
CCEA	SAFETY OFFICER (444)	2	38.2902	6,636.98	79,643.72
CCEA	SAFETY OFFICER (444)	3	40.2472	6,976.19	83,714.28
CCEA	SAFETY OFFICER (444)	4	42.3041	7,332.72	87,992.58
CCEA	SAFETY OFFICER (444)	5	44.4652	7,707.31	92,487.72
CCEA	SAFETY SERVICES COMM OPER (225)	1	28.5586	4,950.16	59,401.94
CCEA	SAFETY SERVICES COMM OPER (225)	2	29.9937	5,198.92	62,387.00
CCEA	SAFETY SERVICES COMM OPER (225)	3	31.5263	5,464.55	65,574.60
CCEA	SAFETY SERVICES COMM OPER (225)	4	33.1378	5,743.88	68,926.52
CCEA	SAFETY SERVICES COMM OPER (225)	5	34.8308	6,037.33	72,447.96
CCEA	SANITATION COLLECTOR (301)	1	22.8290	3,957.03	47,484.32
CCEA	SANITATION COLLECTOR (301)	2	23.9966	4,159.42	49,912.98
CCEA	SANITATION COLLECTOR (301)	3	25.2229	4,371.97	52,463.58
CCEA	SANITATION COLLECTOR (301)	4	26.5128	4,595.54	55,146.52
CCEA	SANITATION COLLECTOR (301)	5	27.8699	4,830.78	57,969.34
CCEA	SANITATION DISPATCH (226)	1	29.2654	5,072.67	60,871.98
CCEA	SANITATION DISPATCH (226)	2	30.7509	5,330.15	63,961.82
CCEA	SANITATION DISPATCH (226)	3	32.3228	5,602.61	67,231.32
CCEA	SANITATION DISPATCH (226)	4	33.9741	5,888.85	70,666.18
CCEA	SANITATION DISPATCH (226)	5	35.7103	6,189.78	74,277.32
CCEA	SANITATION DISPATCH-REG PT (226R)	1	29.2654	5,072.67	60,871.98
CCEA	SANITATION DISPATCH-REG PT (226R)	2	30.7509	5,330.15	63,961.82
CCEA	SANITATION DISPATCH-REG PT (226R)	3	32.3228	5,602.61	67,231.32
CCEA	SANITATION DRIVER (306)	1	25.8588	4,482.18	53,786.20
CCEA	SANITATION DRIVER (306)	2	27.1824	4,711.61	56,539.34
CCEA	SANITATION DRIVER (306)	3	28.5586	4,950.16	59,401.94
CCEA	SANITATION DRIVER (306)	4	29.9937	5,198.92	62,387.00
CCEA	SANITATION DRIVER (306)	5	31.5263	5,464.55	65,574.60
CCEA	SANITATION DRIVER-REG PT (306R)	1	25.8588	4,482.18	53,786.20
CCEA	SANITATION DRIVER-REG PT (306R)	2	27.1824	4,711.61	56,539.34
CCEA	SANITATION DRIVER-REG PT (306R)	3	28.5586	4,950.16	59,401.94
CCEA	SANITATION ROLL-OFF DRIVER (311)	1	26.3796	4,572.47	54,869.62
CCEA	SANITATION ROLL-OFF DRIVER (311)	2	27.7307	4,806.66	57,679.96

# Culver CITY

## Salary Schedule

### Effective Date 11/14/2022

**Note:** For FIRE job titles, the printed hourly rates are for 40-hour employees. To determine the hourly rates for 56-hour employees, divide the annual rate by 2912. (Titles with two codes in parentheses indicate they are 40-hour & 56-hour positions. The first code is for 40-hr, the second one for 56-hr.)

Group	Title	Step	Hourly Rate	Monthly Rate	Annual Rate
CCEA	SANITATION ROLL-OFF DRIVER (311)	3	29.1227	5,047.94	60,575.32
CCEA	SANITATION ROLL-OFF DRIVER (311)	4	30.5986	5,303.76	63,645.14
CCEA	SANITATION ROLL-OFF DRIVER (311)	5	32.1622	5,574.79	66,897.48
CCEA	SCOUT VEHICLE OPERATOR (212)	1	23.2886	4,036.70	48,440.34
CCEA	SCOUT VEHICLE OPERATOR (212)	2	24.4777	4,242.81	50,913.72
CCEA	SCOUT VEHICLE OPERATOR (212)	3	25.7293	4,459.74	53,516.84
CCEA	SCOUT VEHICLE OPERATOR (212)	4	27.0467	4,688.10	56,257.24
CCEA	SCOUT VEHICLE OPERATOR (212)	5	28.4196	4,926.07	59,112.82
CCEA	SCOUT VEHICLE OPERATOR-REG PT (212R)	1	23.2886	4,036.70	48,440.34
CCEA	SCOUT VEHICLE OPERATOR-REG PT (212R)	2	24.4777	4,242.81	50,913.72
CCEA	SCOUT VEHICLE OPERATOR-REG PT (212R)	3	25.7293	4,459.74	53,516.84
CCEA	SECRETARY (216)	1	24.7236	4,285.43	51,425.14
CCEA	SECRETARY (216)	2	25.9886	4,504.70	54,056.34
CCEA	SECRETARY (216)	3	27.3190	4,735.29	56,823.52
CCEA	SECRETARY (216)	4	28.6990	4,974.49	59,693.92
CCEA	SECRETARY (216)	5	30.1438	5,224.92	62,699.00
CCEA	SECRETARY Y-RATE (295)	1	32.8451	5,693.16	68,317.86
CCEA	SERVICE DESK TECHNICIAN (403)	1	29.1227	5,047.94	60,575.32
CCEA	SERVICE DESK TECHNICIAN (403)	2	30.5986	5,303.76	63,645.14
CCEA	SERVICE DESK TECHNICIAN (403)	3	32.1622	5,574.79	66,897.48
CCEA	SERVICE DESK TECHNICIAN (403)	4	33.8060	5,859.71	70,316.48
CCEA	SERVICE DESK TECHNICIAN (403)	5	35.5328	6,159.01	73,908.12
CCEA	SEWER LIFT STATION ELECTRO MEC (318)	1	29.4084	5,097.45	61,169.42
CCEA	SEWER LIFT STATION ELECTRO MEC (318)	2	30.9047	5,356.82	64,281.88
CCEA	SEWER LIFT STATION ELECTRO MEC (318)	3	32.4849	5,630.71	67,568.54
CCEA	SEWER LIFT STATION ELECTRO MEC (318)	4	34.1444	5,918.36	71,020.30
CCEA	SEWER LIFT STATION ELECTRO MEC (318)	5	35.8891	6,220.78	74,649.38
CCEA	SOLID WASTE & RECYC CRW SPVR (405)	1	34.5763	5,993.22	71,918.60
CCEA	SOLID WASTE & RECYC CRW SPVR (405)	2	36.3396	6,298.87	75,586.42
CCEA	SOLID WASTE & RECYC CRW SPVR (405)	3	38.1969	6,620.79	79,449.50
CCEA	SOLID WASTE & RECYC CRW SPVR (405)	4	40.1484	6,959.05	83,508.62
CCEA	SOLID WASTE & RECYC CRW SPVR (405)	5	42.2009	7,314.82	87,777.82
CCEA	SR & SOCIAL SERVICES SPEC (408)	1	30.7509	5,330.15	63,961.82
CCEA	SR & SOCIAL SERVICES SPEC (408)	2	32.3228	5,602.61	67,231.32
CCEA	SR & SOCIAL SERVICES SPEC (408)	3	33.9741	5,888.85	70,666.18
CCEA	SR & SOCIAL SERVICES SPEC (408)	4	35.7103	6,189.78	74,277.32
CCEA	SR & SOCIAL SERVICES SPEC (408)	5	37.5354	6,506.13	78,073.58
CCEA	SR ACCOUNT CLERK (217)	1	24.9719	4,328.46	51,941.50
CCEA	SR ACCOUNT CLERK (217)	2	26.2490	4,549.83	54,597.92
CCEA	SR ACCOUNT CLERK (217)	3	27.5927	4,782.74	57,392.92



# Culver CITY

## Salary Schedule

### Effective Date 11/14/2022

**Note:** For FIRE job titles, the printed hourly rates are for 40-hour employees. To determine the hourly rates for 56-hour employees, divide the annual rate by 2912. (Titles with two codes in parentheses indicate they are 40-hour & 56-hour positions. The first code is for 40-hr, the second one for 56-hr.)

Group	Title	Step	Hourly Rate	Monthly Rate	Annual Rate
CCEA	SR ACCOUNT CLERK (217)	4	28.9798	5,023.16	60,277.88
CCEA	SR ACCOUNT CLERK (217)	5	30.4463	5,277.35	63,328.20
CCEA	SR COMP PROGRAMMER ANALYST (442)	1	47.9174	8,305.68	99,668.14
CCEA	SR COMP PROGRAMMER ANALYST (442)	2	50.3666	8,730.22	104,762.58
CCEA	SR COMP PROGRAMMER ANALYST (442)	3	52.9403	9,176.31	110,115.72
CCEA	SR COMP PROGRAMMER ANALYST (442)	4	55.6451	9,645.16	115,741.86
CCEA	SR COMP PROGRAMMER ANALYST (442)	5	58.4890	10,138.09	121,657.12
CCEA	SR ENGINEERING TECHNICIAN (416)	1	33.3033	5,772.56	69,270.76
CCEA	SR ENGINEERING TECHNICIAN (416)	2	35.0047	6,067.49	72,809.88
CCEA	SR ENGINEERING TECHNICIAN (416)	3	36.7939	6,377.61	76,531.26
CCEA	SR ENGINEERING TECHNICIAN (416)	4	38.6742	6,703.54	80,442.44
CCEA	SR ENGINEERING TECHNICIAN (416)	5	40.6505	7,046.09	84,553.04
CCEA	SR FLEET SERVICES TECHNICIAN (321)	1	29.9937	5,198.92	62,387.00
CCEA	SR FLEET SERVICES TECHNICIAN (321)	2	31.5263	5,464.55	65,574.60
CCEA	SR FLEET SERVICES TECHNICIAN (321)	3	33.1378	5,743.88	68,926.52
CCEA	SR FLEET SERVICES TECHNICIAN (321)	4	34.8308	6,037.33	72,447.96
CCEA	SR FLEET SERVICES TECHNICIAN (321)	5	36.6115	6,345.99	76,151.92
CCEA	SR FORENSIC SPECIALIST (448)	1	40.8795	7,085.78	85,029.36
CCEA	SR FORENSIC SPECIALIST (448)	2	42.9681	7,447.81	89,373.70
CCEA	SR FORENSIC SPECIALIST (448)	3	45.1643	7,828.47	93,941.64
CCEA	SR FORENSIC SPECIALIST (448)	4	47.4717	8,228.44	98,741.24
CCEA	SR FORENSIC SPECIALIST (448)	5	49.8978	8,648.94	103,787.32
CCEA	SR IRRIGATION MAINT TECH (458)	1	28.6990	4,974.49	59,693.92
CCEA	SR IRRIGATION MAINT TECH (458)	2	30.1438	5,224.92	62,699.00
CCEA	SR IRRIGATION MAINT TECH (458)	3	31.6845	5,491.98	65,903.76
CCEA	SR IRRIGATION MAINT TECH (458)	4	33.3033	5,772.56	69,270.76
CCEA	SR IRRIGATION MAINT TECH (458)	5	35.0047	6,067.49	72,809.88
CCEA	SR JAILER (404)	1	29.5524	5,122.41	61,468.94
CCEA	SR JAILER (404)	2	31.0594	5,383.63	64,603.50
CCEA	SR JAILER (404)	3	32.6468	5,658.77	67,905.24
CCEA	SR JAILER (404)	4	34.3148	5,947.89	71,374.68
CCEA	SR JAILER (404)	5	36.0692	6,252.00	75,024.04
CCEA	SR POOL MANAGER/RPT (341)	1	28.8750	5,005.00	60,060.00
CCEA	SR POOL MANAGER/RPT (341)	2	30.3188	5,255.25	63,063.00
CCEA	SR POOL MANAGER/RPT (341)	3	31.8347	5,518.02	66,216.28
CCEA	SR PUBLIC WORKS INSPECTOR (445)	1	37.5354	6,506.13	78,073.58
CCEA	SR PUBLIC WORKS INSPECTOR (445)	2	39.4529	6,838.50	82,061.98
CCEA	SR PUBLIC WORKS INSPECTOR (445)	3	41.4701	7,188.16	86,257.86
CCEA	SR PUBLIC WORKS INSPECTOR (445)	4	43.5892	7,555.47	90,665.64
CCEA	SR PUBLIC WORKS INSPECTOR (445)	5	45.8163	7,941.48	95,297.80

# Culver CITY

## Salary Schedule

### Effective Date 11/14/2022

**Note:** For FIRE job titles, the printed hourly rates are for 40-hour employees. To determine the hourly rates for 56-hour employees, divide the annual rate by 2912. (Titles with two codes in parentheses indicate they are 40-hour & 56-hour positions. The first code is for 40-hr, the second one for 56-hr.)

Group	Title	Step	Hourly Rate	Monthly Rate	Annual Rate
CCEA	SR WELDER (340)	1	31.8060	5,513.04	66,156.48
CCEA	SR WELDER (340)	2	33.4317	5,794.84	69,538.04
CCEA	SR WELDER (340)	3	35.1397	6,090.89	73,090.68
CCEA	SR WELDER (340)	4	37.1188	6,433.92	77,207.00
CCEA	SR WELDER (340)	5	38.8229	6,729.30	80,751.58
CCEA	STAFF ASST/SOLID WASTE OPS (421)	1	36.4291	6,314.38	75,772.58
CCEA	STAFF ASST/SOLID WASTE OPS (421)	2	38.2902	6,636.98	79,643.72
CCEA	STAFF ASST/SOLID WASTE OPS (421)	3	40.2472	6,976.19	83,714.28
CCEA	STAFF ASST/SOLID WASTE OPS (421)	4	42.3041	7,332.72	87,992.58
CCEA	STAFF ASST/SOLID WASTE OPS (421)	5	44.4652	7,707.31	92,487.72
CCEA	STORES SPECIALIST (211)	1	23.2874	4,036.48	48,437.74
CCEA	STORES SPECIALIST (211)	2	24.4789	4,243.01	50,916.06
CCEA	STORES SPECIALIST (211)	3	25.7296	4,459.80	53,517.62
CCEA	STORES SPECIALIST (211)	4	27.0457	4,687.93	56,255.16
CCEA	STORES SPECIALIST (211)	5	28.4299	4,927.85	59,134.14
CCEA	STREET LIGHTS TECHNICIAN (331)	1	33.1378	5,743.88	68,926.52
CCEA	STREET LIGHTS TECHNICIAN (331)	2	34.8308	6,037.33	72,447.96
CCEA	STREET LIGHTS TECHNICIAN (331)	3	36.6115	6,345.99	76,151.92
CCEA	STREET LIGHTS TECHNICIAN (331)	4	38.4822	6,670.26	80,043.08
CCEA	STREET LIGHTS TECHNICIAN (331)	5	40.4478	7,010.94	84,131.32
CCEA	STREET MAINTENANCE CREW LEADER (323)	1	31.5263	5,464.55	65,574.60
CCEA	STREET MAINTENANCE CREW LEADER (323)	2	33.1378	5,743.88	68,926.52
CCEA	STREET MAINTENANCE CREW LEADER (323)	3	34.8308	6,037.33	72,447.96
CCEA	STREET MAINTENANCE CREW LEADER (323)	4	36.6115	6,345.99	76,151.92
CCEA	STREET MAINTENANCE CREW LEADER (323)	5	38.4822	6,670.26	80,043.08
CCEA	STRUCTURAL REHAB SPECIALIST (334)	1	38.0617	6,597.37	79,168.44
CCEA	STRUCTURAL REHAB SPECIALIST (334)	2	40.0071	6,934.57	83,214.82
CCEA	STRUCTURAL REHAB SPECIALIST (334)	3	42.0507	7,288.80	87,465.56
CCEA	STRUCTURAL REHAB SPECIALIST (334)	4	44.2001	7,661.36	91,936.26
CCEA	STRUCTURAL REHAB SPECIALIST (334)	5	46.4579	8,052.70	96,632.38
CCEA	SUBDRAIN CREWLEADER (324)	1	31.5263	5,464.55	65,574.60
CCEA	SUBDRAIN CREWLEADER (324)	2	33.1378	5,743.88	68,926.52
CCEA	SUBDRAIN CREWLEADER (324)	3	34.8308	6,037.33	72,447.96
CCEA	SUBDRAIN CREWLEADER (324)	4	36.6115	6,345.99	76,151.92
CCEA	SUBDRAIN CREWLEADER (324)	5	38.4822	6,670.26	80,043.08
CCEA	SUBDRAIN WORKER (302)	1	24.1154	4,180.00	50,159.98
CCEA	SUBDRAIN WORKER (302)	2	25.3490	4,393.83	52,725.92
CCEA	SUBDRAIN WORKER (302)	3	26.6447	4,618.42	55,421.08
CCEA	SUBDRAIN WORKER (302)	4	28.0092	4,854.94	58,259.24
CCEA	SUBDRAIN WORKER (302)	5	29.4084	5,097.45	61,169.42
CCEA	TELECOMMUNICATIONS ANALYST (430)	1	42.5417	7,373.90	88,486.84

# Culver CITY

## Salary Schedule Effective Date 11/14/2022

**Note:** For FIRE job titles, the printed hourly rates are for 40-hour employees. To determine the hourly rates for 56-hour employees, divide the annual rate by 2912. (Titles with two codes in parentheses indicate they are 40-hour & 56-hour positions. The first code is for 40-hr, the second one for 56-hr.)

Group	Title	Step	Hourly Rate	Monthly Rate	Annual Rate
CCEA	TELECOMMUNICATIONS ANALYST (430)	2	44.7156	7,750.71	93,008.50
CCEA	TELECOMMUNICATIONS ANALYST (430)	3	47.0005	8,146.75	97,761.04
CCEA	TELECOMMUNICATIONS ANALYST (430)	4	49.4028	8,563.14	102,757.72
CCEA	TELECOMMUNICATIONS ANALYST (430)	5	51.9264	9,000.57	108,006.86
CCEA	TRAFFIC PAINTER (308)	1	26.2490	4,549.83	54,597.92
CCEA	TRAFFIC PAINTER (308)	2	27.5927	4,782.74	57,392.92
CCEA	TRAFFIC PAINTER (308)	3	28.9798	5,023.16	60,277.88
CCEA	TRAFFIC PAINTER (308)	4	30.4463	5,277.35	63,328.20
CCEA	TRAFFIC PAINTER (308)	5	32.0027	5,547.14	66,565.72
CCEA	TRAFFIC PAINTING CREWLEADER (325)	1	32.0027	5,547.14	66,565.72
CCEA	TRAFFIC PAINTING CREWLEADER (325)	2	33.6369	5,830.39	69,964.70
CCEA	TRAFFIC PAINTING CREWLEADER (325)	3	35.3564	6,128.44	73,541.26
CCEA	TRAFFIC PAINTING CREWLEADER (325)	4	37.1635	6,441.67	77,300.08
CCEA	TRAFFIC PAINTING CREWLEADER (325)	5	39.0619	6,770.73	81,248.70
CCEA	TRAFFIC SIGNAL TECHNICIAN (336)	1	39.0619	6,770.73	81,248.70
CCEA	TRAFFIC SIGNAL TECHNICIAN (336)	2	41.0585	7,116.81	85,401.68
CCEA	TRAFFIC SIGNAL TECHNICIAN (336)	3	43.1562	7,480.42	89,765.00
CCEA	TRAFFIC SIGNAL TECHNICIAN (336)	4	45.3616	7,862.68	94,352.18
CCEA	TRAFFIC SIGNAL TECHNICIAN (336)	5	47.6798	8,264.49	99,173.88
CCEA	TRAINING & SAFETY INSTRUCTOR (414)	1	35.7103	6,189.78	74,277.32
CCEA	TRAINING & SAFETY INSTRUCTOR (414)	2	37.5354	6,506.13	78,073.58
CCEA	TRAINING & SAFETY INSTRUCTOR (414)	3	39.4529	6,838.50	82,061.98
CCEA	TRAINING & SAFETY INSTRUCTOR (414)	4	41.4701	7,188.16	86,257.86
CCEA	TRAINING & SAFETY INSTRUCTOR (414)	5	43.5892	7,555.47	90,665.64
CCEA	TRANSIT OPERATIONS SUPERVISOR (407)	1	35.6728	6,183.28	74,199.32
CCEA	TRANSIT OPERATIONS SUPERVISOR (407)	2	37.4958	6,499.26	77,991.16
CCEA	TRANSIT OPERATIONS SUPERVISOR (407)	3	39.4122	6,831.46	81,977.48
CCEA	TRANSIT OPERATIONS SUPERVISOR (407)	4	41.4255	7,180.42	86,165.04
CCEA	TRANSIT OPERATIONS SUPERVISOR (407)	5	43.5436	7,547.56	90,570.74
CCEA	URBAN FORESTER (316)	1	30.1441	5,224.98	62,699.78
CCEA	URBAN FORESTER (316)	2	31.6850	5,492.07	65,904.80
CCEA	URBAN FORESTER (316)	3	33.3029	5,772.50	69,269.98
CCEA	URBAN FORESTER (316)	4	35.0049	6,067.51	72,810.14
CCEA	URBAN FORESTER (316)	5	36.7941	6,377.65	76,531.78
CCEA	VAN DRIVER (300)	1	21.2882	3,689.96	44,279.56
CCEA	VAN DRIVER (300)	2	22.2661	3,859.46	46,313.54
CCEA	VAN DRIVER (300)	3	23.4050	4,056.87	48,682.40
CCEA	VAN DRIVER (300)	4	24.6012	4,264.22	51,170.60
CCEA	VAN DRIVER (300)	5	25.8588	4,482.18	53,786.20
CCEA	WAREHOUSE SUPERVISOR (401)	1	29.1879	5,059.23	60,710.78
CCEA	WAREHOUSE SUPERVISOR (401)	2	30.6816	5,318.15	63,817.78

# Culver CITY

## Salary Schedule

Effective Date 11/14/2022

**Note:** For FIRE job titles, the printed hourly rates are for 40-hour employees. To determine the hourly rates for 56-hour employees, divide the annual rate by 2912. (Titles with two codes in parentheses indicate they are 40-hour & 56-hour positions. The first code is for 40-hr, the second one for 56-hr.)

Group	Title	Step	Hourly Rate	Monthly Rate	Annual Rate
CCEA	WAREHOUSE SUPERVISOR (401)	3	32.2120	5,583.41	67,000.96
CCEA	WAREHOUSE SUPERVISOR (401)	4	33.8548	5,868.16	70,417.88
CCEA	WAREHOUSE SUPERVISOR (401)	5	35.5851	6,168.09	74,017.06
CCEA	WEBMASTER (441)	1	47.2058	8,182.33	98,187.96
CCEA	WEBMASTER (441)	2	49.6190	8,600.63	103,207.52
CCEA	WEBMASTER (441)	3	52.1544	9,040.09	108,481.10
CCEA	WEBMASTER (441)	4	54.8195	9,502.05	114,024.56
CCEA	WEBMASTER (441)	5	57.6203	9,987.51	119,850.12
CCEA	WELDER (320)	1	30.2915	5,250.53	63,006.32
CCEA	WELDER (320)	2	31.8398	5,518.89	66,226.68
CCEA	WELDER (320)	3	33.4663	5,800.82	69,609.80
CCEA	WELDER (320)	4	35.3512	6,127.55	73,530.60
CCEA	WELDER (320)	5	36.9743	6,408.87	76,906.44
CCEA	WELDER-REG PT (320R)	1	30.2915	5,250.53	63,006.32
CCEA	WELDER-REG PT (320R)	2	31.8398	5,518.89	66,226.68
CCEA	WELDER-REG PT (320R)	3	33.4663	5,800.82	69,609.80

# Culver CITY

## Salary Schedule

Effective Date 11/14/2022

**Note:** For FIRE job titles, the printed hourly rates are for 40-hour employees. To determine the hourly rates for 56-hour employees, divide the annual rate by 2912. (Titles with two codes in parentheses indicate they are 40-hour & 56-hour positions. The first code is for 40-hr, the second one for 56-hr.)

Group	Title	Step	Hourly Rate	Monthly Rate	Annual Rate
CCMG	ACCOUNTG & INVESTMENTS MANAGER (837)	1	56.7940	9,844.29	118,131.52
CCMG	ACCOUNTG & INVESTMENTS MANAGER (837)	2	59.6967	10,347.44	124,169.24
CCMG	ACCOUNTG & INVESTMENTS MANAGER (837)	3	62.7461	10,876.00	130,511.94
CCMG	ACCOUNTG & INVESTMENTS MANAGER (837)	4	65.9531	11,431.88	137,182.50
CCMG	ACCOUNTG & INVESTMENTS MANAGER (837)	5	69.3229	12,015.97	144,191.58
CCMG	ACCOUNTING OPERATIONS MANAGER (803)	1	51.6308	8,949.33	107,391.96
CCMG	ACCOUNTING OPERATIONS MANAGER (803)	2	54.2697	9,406.76	112,881.08
CCMG	ACCOUNTING OPERATIONS MANAGER (803)	3	57.0420	9,887.28	118,647.36
CCMG	ACCOUNTING OPERATIONS MANAGER (803)	4	59.9573	10,392.59	124,711.08
CCMG	ACCOUNTING OPERATIONS MANAGER (803)	5	63.0209	10,923.62	131,083.42
CCMG	ADVANCE PLANNING MANAGER (826)	1	66.9044	11,596.76	139,161.10
CCMG	ADVANCE PLANNING MANAGER (826)	2	70.3242	12,189.54	146,274.44
CCMG	ADVANCE PLANNING MANAGER (826)	3	73.9177	12,812.41	153,748.92
CCMG	ADVANCE PLANNING MANAGER (826)	4	77.6949	13,467.11	161,605.34
CCMG	ADVANCE PLANNING MANAGER (826)	5	81.6642	14,155.14	169,861.64
CCMG	ASSISTANT CITY ATTORNEY (818)	1	85.6392	14,844.14	178,129.64
CCMG	ASSISTANT CITY ATTORNEY (818)	2	90.0170	15,602.95	187,235.36
CCMG	ASSISTANT CITY ATTORNEY (818)	3	94.6160	16,400.11	196,801.28
CCMG	ASSISTANT CITY ATTORNEY (818)	4	99.4500	17,238.00	206,856.00
CCMG	ASSISTANT CITY ATTORNEY (818)	5	104.5310	18,118.71	217,424.48
CCMG	ASST CHIEF FINANCIAL OFFICER (824)	1	70.3242	12,189.54	146,274.44
CCMG	ASST CHIEF FINANCIAL OFFICER (824)	2	73.9177	12,812.41	153,748.92
CCMG	ASST CHIEF FINANCIAL OFFICER (824)	3	77.6949	13,467.11	161,605.34
CCMG	ASST CHIEF FINANCIAL OFFICER (824)	4	81.6642	14,155.14	169,861.64
CCMG	ASST CHIEF FINANCIAL OFFICER (824)	5	85.8376	14,878.52	178,542.26
CCMG	ASST CHIEF TRANSPRTN OFFICER (821)	1	64.9326	11,254.99	135,059.86
CCMG	ASST CHIEF TRANSPRTN OFFICER (821)	2	68.2507	11,830.13	141,961.56
CCMG	ASST CHIEF TRANSPRTN OFFICER (821)	3	71.7378	12,434.54	149,214.52
CCMG	ASST CHIEF TRANSPRTN OFFICER (821)	4	75.4034	13,069.92	156,839.02
CCMG	ASST CHIEF TRANSPRTN OFFICER (821)	5	79.2564	13,737.77	164,853.26
CCMG	ASST ENVRN PROGAMS/OPS MGR (832)	1	53.7299	9,313.18	111,758.14
CCMG	ASST ENVRN PROGAMS/OPS MGR (832)	2	56.4765	9,789.26	117,471.12
CCMG	ASST ENVRN PROGAMS/OPS MGR (832)	3	59.3625	10,289.50	123,474.00
CCMG	ASST ENVRN PROGAMS/OPS MGR (832)	4	62.3955	10,815.22	129,782.64
CCMG	ASST ENVRN PROGAMS/OPS MGR (832)	5	65.5828	11,367.68	136,412.12
CCMG	ASST MAINT OPERATIONS MANAGER (823)	1	47.6727	8,263.28	99,159.32
CCMG	ASST MAINT OPERATIONS MANAGER (823)	2	50.1084	8,685.45	104,225.42
CCMG	ASST MAINT OPERATIONS MANAGER (823)	3	52.6687	9,129.25	109,551.00
CCMG	ASST MAINT OPERATIONS MANAGER (823)	4	55.3603	9,595.78	115,149.32

# Culver CITY

## Salary Schedule

Effective Date 11/14/2022

**Note:** For FIRE job titles, the printed hourly rates are for 40-hour employees. To determine the hourly rates for 56-hour employees, divide the annual rate by 2912. (Titles with two codes in parentheses indicate they are 40-hour & 56-hour positions. The first code is for 40-hr, the second one for 56-hr.)

Group	Title	Step	Hourly Rate	Monthly Rate	Annual Rate
CCMG	ASST MAINT OPERATIONS MANAGER (823)	5	58.1901	10,086.29	121,035.46
CCMG	BUDGET & FINANCIAL OPS MANAGER (804)	1	56.7940	9,844.29	118,131.52
CCMG	BUDGET & FINANCIAL OPS MANAGER (804)	2	59.6967	10,347.44	124,169.24
CCMG	BUDGET & FINANCIAL OPS MANAGER (804)	3	62.7461	10,876.00	130,511.94
CCMG	BUDGET & FINANCIAL OPS MANAGER (804)	4	65.9531	11,431.88	137,182.50
CCMG	BUDGET & FINANCIAL OPS MANAGER (804)	5	69.3229	12,015.97	144,191.58
CCMG	BUDGET MANAGEMENT ANALYST (709)	1	43.3655	7,516.69	90,200.24
CCMG	BUDGET MANAGEMENT ANALYST (709)	2	45.5821	7,900.90	94,810.82
CCMG	BUDGET MANAGEMENT ANALYST (709)	3	47.9113	8,304.62	99,655.40
CCMG	BUDGET MANAGEMENT ANALYST (709)	4	50.3593	8,728.94	104,747.24
CCMG	BUDGET MANAGEMENT ANALYST (709)	5	52.9320	9,174.88	110,098.56
CCMG	BUILDING MAINTENANCE SUPV (706)	1	40.6459	7,045.29	84,543.42
CCMG	BUILDING MAINTENANCE SUPV (706)	2	42.7230	7,405.32	88,863.84
CCMG	BUILDING MAINTENANCE SUPV (706)	3	44.9065	7,783.79	93,405.52
CCMG	BUILDING MAINTENANCE SUPV (706)	4	47.2014	8,181.57	98,178.86
CCMG	BUILDING MAINTENANCE SUPV (706)	5	49.6125	8,599.50	103,194.00
CCMG	BUILDING OFFICIAL (817)	1	68.9349	11,948.71	143,384.54
CCMG	BUILDING OFFICIAL (817)	2	72.4576	12,559.32	150,711.86
CCMG	BUILDING OFFICIAL (817)	3	76.1601	13,201.09	158,413.06
CCMG	BUILDING OFFICIAL (817)	4	80.0497	13,875.29	166,503.48
CCMG	BUILDING OFFICIAL (817)	5	84.1426	14,584.72	175,016.66
CCMG	CITY CLERK (828)	1	70.3242	12,189.54	146,274.44
CCMG	CITY CLERK (828)	2	73.9177	12,812.41	153,748.92
CCMG	CITY CLERK (828)	3	77.6949	13,467.11	161,605.34
CCMG	CITY CLERK (828)	4	81.6642	14,155.14	169,861.64
CCMG	CITY CLERK (828)	5	85.8376	14,878.52	178,542.26
CCMG	CLAIMS & SAFETY COORDINATOR (711)	1	44.0192	7,630.00	91,560.04
CCMG	CLAIMS & SAFETY COORDINATOR (711)	2	46.2688	8,019.92	96,239.00
CCMG	CLAIMS & SAFETY COORDINATOR (711)	3	48.6334	8,429.79	101,157.42
CCMG	CLAIMS & SAFETY COORDINATOR (711)	4	51.1179	8,860.43	106,325.18
CCMG	CLAIMS & SAFETY COORDINATOR (711)	5	53.7299	9,313.18	111,758.14
CCMG	COMMUNICATION SUPERVISOR (830)	1	44.0610	7,637.24	91,646.88
CCMG	COMMUNICATION SUPERVISOR (830)	2	46.3137	8,027.72	96,332.60
CCMG	COMMUNICATION SUPERVISOR (830)	3	48.6800	8,437.87	101,254.40
CCMG	COMMUNICATION SUPERVISOR (830)	4	51.1664	8,868.84	106,426.06
CCMG	COMMUNICATION SUPERVISOR (830)	5	53.7819	9,322.19	111,866.30
CCMG	CULTURAL AFFAIRS MANAGER (724)	1	56.7940	9,844.29	118,131.52
CCMG	CULTURAL AFFAIRS MANAGER (724)	2	59.6967	10,347.44	124,169.24
CCMG	CULTURAL AFFAIRS MANAGER (724)	3	62.7461	10,876.00	130,511.94
CCMG	CULTURAL AFFAIRS MANAGER (724)	4	65.9531	11,431.88	137,182.50
CCMG	CULTURAL AFFAIRS MANAGER (724)	5	69.3229	12,015.97	144,191.58

# Culver CITY

## Salary Schedule

### Effective Date 11/14/2022

**Note:** For FIRE job titles, the printed hourly rates are for 40-hour employees. To determine the hourly rates for 56-hour employees, divide the annual rate by 2912. (Titles with two codes in parentheses indicate they are 40-hour & 56-hour positions. The first code is for 40-hr, the second one for 56-hr.)

Group	Title	Step	Hourly Rate	Monthly Rate	Annual Rate
CCMG	CURRENT PLANNING MANAGER (831)	1	66.9044	11,596.76	139,161.10
CCMG	CURRENT PLANNING MANAGER (831)	2	70.3242	12,189.54	146,274.44
CCMG	CURRENT PLANNING MANAGER (831)	3	73.9177	12,812.41	153,748.92
CCMG	CURRENT PLANNING MANAGER (831)	4	77.6949	13,467.11	161,605.34
CCMG	CURRENT PLANNING MANAGER (831)	5	81.6642	14,155.14	169,861.64
CCMG	DEP CMTY DEV DIR/ECON DEV MGR (819)	1	70.3242	12,189.54	146,274.44
CCMG	DEP CMTY DEV DIR/ECON DEV MGR (819)	2	73.9177	12,812.41	153,748.92
CCMG	DEP CMTY DEV DIR/ECON DEV MGR (819)	3	77.6949	13,467.11	161,605.34
CCMG	DEP CMTY DEV DIR/ECON DEV MGR (819)	4	81.6642	14,155.14	169,861.64
CCMG	DEP CMTY DEV DIR/ECON DEV MGR (819)	5	85.8376	14,878.52	178,542.26
CCMG	DEP CMTY DEV DIR/PLANNING MGR (816)	1	66.9044	11,596.76	139,161.10
CCMG	DEP CMTY DEV DIR/PLANNING MGR (816)	2	70.3242	12,189.54	146,274.44
CCMG	DEP CMTY DEV DIR/PLANNING MGR (816)	3	73.9177	12,812.41	153,748.92
CCMG	DEP CMTY DEV DIR/PLANNING MGR (816)	4	77.6949	13,467.11	161,605.34
CCMG	DEP CMTY DEV DIR/PLANNING MGR (816)	5	81.6642	14,155.14	169,861.64
CCMG	DEPUTY BUILDING OFFICIAL (835)	1	56.7940	9,844.29	118,131.52
CCMG	DEPUTY BUILDING OFFICIAL (835)	2	59.6967	10,347.44	124,169.24
CCMG	DEPUTY BUILDING OFFICIAL (835)	3	62.7461	10,876.00	130,511.94
CCMG	DEPUTY BUILDING OFFICIAL (835)	4	65.9531	11,431.88	137,182.50
CCMG	DEPUTY BUILDING OFFICIAL (835)	5	69.3229	12,015.97	144,191.58
CCMG	DEPUTY CITY ATTORNEY I (720)	1	60.2573	10,444.59	125,335.08
CCMG	DEPUTY CITY ATTORNEY I (720)	2	63.3366	10,978.35	131,740.18
CCMG	DEPUTY CITY ATTORNEY I (720)	3	66.5717	11,539.10	138,469.24
CCMG	DEPUTY CITY ATTORNEY I (720)	4	69.9729	12,128.63	145,543.58
CCMG	DEPUTY CITY ATTORNEY I (720)	5	73.5505	12,748.75	152,985.04
CCMG	DEPUTY CITY ATTORNEY II (721)	1	64.9326	11,254.99	135,059.86
CCMG	DEPUTY CITY ATTORNEY II (721)	2	68.2507	11,830.13	141,961.56
CCMG	DEPUTY CITY ATTORNEY II (721)	3	71.7378	12,434.54	149,214.52
CCMG	DEPUTY CITY ATTORNEY II (721)	4	75.4034	13,069.92	156,839.02
CCMG	DEPUTY CITY ATTORNEY II (721)	5	79.2564	13,737.77	164,853.26
CCMG	DEPUTY CITY ATTORNEY III (725)	1	73.3740	12,718.16	152,617.92
CCMG	DEPUTY CITY ATTORNEY III (725)	2	77.1234	13,368.05	160,416.62
CCMG	DEPUTY CITY ATTORNEY III (725)	3	81.0637	14,051.05	168,612.60
CCMG	DEPUTY CITY ATTORNEY III (725)	4	85.2059	14,769.02	177,228.22
CCMG	DEPUTY CITY ATTORNEY III (725)	5	89.5598	15,523.69	186,284.28
CCMG	DEPUTY CITY CLERK (841)	1	52.0554	9,022.93	108,275.18
CCMG	DEPUTY CITY CLERK (841)	2	54.7157	9,484.06	113,808.76
CCMG	DEPUTY CITY CLERK (841)	3	57.5112	9,968.62	119,623.40
CCMG	DEPUTY CITY CLERK (841)	4	60.4500	10,478.00	125,736.00
CCMG	DEPUTY CITY CLERK (841)	5	63.5383	11,013.30	132,159.56

# Culver CITY

## Salary Schedule

### Effective Date 11/14/2022

**Note:** For FIRE job titles, the printed hourly rates are for 40-hour employees. To determine the hourly rates for 56-hour employees, divide the annual rate by 2912. (Titles with two codes in parentheses indicate they are 40-hour & 56-hour positions. The first code is for 40-hr, the second one for 56-hr.)

Group	Title	Step	Hourly Rate	Monthly Rate	Annual Rate
CCMG	ECON DEV PROJECT MANAGER (718)	1	53.7299	9,313.18	111,758.14
CCMG	ECON DEV PROJECT MANAGER (718)	2	56.4765	9,789.26	117,471.12
CCMG	ECON DEV PROJECT MANAGER (718)	3	59.3625	10,289.50	123,474.00
CCMG	ECON DEV PROJECT MANAGER (718)	4	62.3955	10,815.22	129,782.64
CCMG	ECON DEV PROJECT MANAGER (718)	5	65.5828	11,367.68	136,412.12
CCMG	ECONOMIC DEV MANAGER (806)	1	53.7299	9,313.18	111,758.14
CCMG	ECONOMIC DEV MANAGER (806)	2	56.4765	9,789.26	117,471.12
CCMG	ECONOMIC DEV MANAGER (806)	3	59.3625	10,289.50	123,474.00
CCMG	ECONOMIC DEV MANAGER (806)	4	62.3955	10,815.22	129,782.64
CCMG	ECONOMIC DEV MANAGER (806)	5	65.5828	11,367.68	136,412.12
CCMG	EMERGENCY PREPAREDNESS COORD (712)	1	45.8046	7,939.47	95,273.62
CCMG	EMERGENCY PREPAREDNESS COORD (712)	2	48.1455	8,345.22	100,142.64
CCMG	EMERGENCY PREPAREDNESS COORD (712)	3	50.6048	8,771.49	105,257.88
CCMG	EMERGENCY PREPAREDNESS COORD (712)	4	53.1915	9,219.86	110,638.32
CCMG	EMERGENCY PREPAREDNESS COORD (712)	5	55.9094	9,690.96	116,291.50
CCMG	ENFORCMENT SERVICES MANAGER (800)	1	53.7299	9,313.18	111,758.14
CCMG	ENFORCMENT SERVICES MANAGER (800)	2	56.4765	9,789.26	117,471.12
CCMG	ENFORCMENT SERVICES MANAGER (800)	3	59.3625	10,289.50	123,474.00
CCMG	ENFORCMENT SERVICES MANAGER (800)	4	62.3955	10,815.22	129,782.64
CCMG	ENFORCMENT SERVICES MANAGER (800)	5	65.5828	11,367.68	136,412.12
CCMG	ENGINEERING SERVICES MANAGER (814)	1	64.6085	11,198.81	134,385.68
CCMG	ENGINEERING SERVICES MANAGER (814)	2	67.9105	11,771.15	141,253.84
CCMG	ENGINEERING SERVICES MANAGER (814)	3	71.3804	12,372.60	148,471.18
CCMG	ENGINEERING SERVICES MANAGER (814)	4	75.0291	13,005.05	156,060.58
CCMG	ENGINEERING SERVICES MANAGER (814)	5	78.8613	13,669.28	164,031.40
CCMG	ENVIRONMENTAL COORDINATOR (722)	1	44.9065	7,783.79	93,405.52
CCMG	ENVIRONMENTAL COORDINATOR (722)	2	47.2014	8,181.57	98,178.86
CCMG	ENVIRONMENTAL COORDINATOR (722)	3	49.6125	8,599.50	103,194.00
CCMG	ENVIRONMENTAL COORDINATOR (722)	4	52.1487	9,039.12	108,469.40
CCMG	ENVIRONMENTAL COORDINATOR (722)	5	54.8132	9,500.96	114,011.56
CCMG	ENVIRONMENTAL PROGS/OPS MANAGE (815)	1	64.6085	11,198.81	134,385.68
CCMG	ENVIRONMENTAL PROGS/OPS MANAGE (815)	2	67.9105	11,771.15	141,253.84
CCMG	ENVIRONMENTAL PROGS/OPS MANAGE (815)	3	71.3804	12,372.60	148,471.18
CCMG	ENVIRONMENTAL PROGS/OPS MANAGE (815)	4	75.0291	13,005.05	156,060.58
CCMG	ENVIRONMENTAL PROGS/OPS MANAGE (815)	5	78.8613	13,669.28	164,031.40
CCMG	FACILITY MAINT SUPERVISOR (730)	1	47.6727	8,263.28	99,159.32
CCMG	FACILITY MAINT SUPERVISOR (730)	2	50.1084	8,685.45	104,225.42
CCMG	FACILITY MAINT SUPERVISOR (730)	3	52.6687	9,129.25	109,551.00
CCMG	FACILITY MAINT SUPERVISOR (730)	4	55.3603	9,595.78	115,149.32



# Culver CITY

## Salary Schedule Effective Date 11/14/2022

**Note:** For FIRE job titles, the printed hourly rates are for 40-hour employees. To determine the hourly rates for 56-hour employees, divide the annual rate by 2912. (Titles with two codes in parentheses indicate they are 40-hour & 56-hour positions. The first code is for 40-hr, the second one for 56-hr.)

Group	Title	Step	Hourly Rate	Monthly Rate	Annual Rate
CCMG	FACILITY MAINT SUPERVISOR (730)	5	58.1901	10,086.29	121,035.46
CCMG	FACILITY/ELEC MAINT SUPERVISOR (733)	1	47.6727	8,263.28	99,159.32
CCMG	FACILITY/ELEC MAINT SUPERVISOR (733)	2	50.1084	8,685.45	104,225.42
CCMG	FACILITY/ELEC MAINT SUPERVISOR (733)	3	52.6687	9,129.25	109,551.00
CCMG	FACILITY/ELEC MAINT SUPERVISOR (733)	4	55.3603	9,595.78	115,149.32
CCMG	FACILITY/ELEC MAINT SUPERVISOR (733)	5	58.1901	10,086.29	121,035.46
CCMG	FINANCE MANAGER (838)	1	66.9044	11,596.76	139,161.10
CCMG	FINANCE MANAGER (838)	2	70.3242	12,189.54	146,274.44
CCMG	FINANCE MANAGER (838)	3	73.9177	12,812.41	153,748.92
CCMG	FINANCE MANAGER (838)	4	77.6949	13,467.11	161,605.34
CCMG	FINANCE MANAGER (838)	5	81.6642	14,155.14	169,861.64
CCMG	FINANCIAL SYSTM/PURCHASING MGR (836)	1	56.7940	9,844.29	118,131.52
CCMG	FINANCIAL SYSTM/PURCHASING MGR (836)	2	59.6967	10,347.44	124,169.24
CCMG	FINANCIAL SYSTM/PURCHASING MGR (836)	3	62.7461	10,876.00	130,511.94
CCMG	FINANCIAL SYSTM/PURCHASING MGR (836)	4	65.9531	11,431.88	137,182.50
CCMG	FINANCIAL SYSTM/PURCHASING MGR (836)	5	69.3229	12,015.97	144,191.58
CCMG	FLEET SERVICES MANAGER (811)	1	58.1901	10,086.29	121,035.46
CCMG	FLEET SERVICES MANAGER (811)	2	61.1629	10,601.57	127,218.78
CCMG	FLEET SERVICES MANAGER (811)	3	64.2876	11,143.19	133,718.26
CCMG	FLEET SERVICES MANAGER (811)	4	67.5728	11,712.61	140,551.32
CCMG	FLEET SERVICES MANAGER (811)	5	71.0268	12,311.30	147,735.64
CCMG	FORENSIC SUPERVISOR (736)	1	50.5534	8,762.59	105,151.02
CCMG	FORENSIC SUPERVISOR (736)	2	53.0856	9,201.51	110,418.10
CCMG	FORENSIC SUPERVISOR (736)	3	55.7446	9,662.40	115,948.82
CCMG	FORENSIC SUPERVISOR (736)	4	58.5368	10,146.37	121,756.44
CCMG	FORENSIC SUPERVISOR (736)	5	61.4689	10,654.61	127,855.26
CCMG	HOUSING & HUMAN SVCS PROJ MGR (738)	1	53.7299	9,313.18	111,758.14
CCMG	HOUSING & HUMAN SVCS PROJ MGR (738)	2	56.4765	9,789.26	117,471.12
CCMG	HOUSING & HUMAN SVCS PROJ MGR (738)	3	59.3625	10,289.50	123,474.00
CCMG	HOUSING & HUMAN SVCS PROJ MGR (738)	4	62.3955	10,815.22	129,782.64
CCMG	HOUSING & HUMAN SVCS PROJ MGR (738)	5	65.5828	11,367.68	136,412.12
CCMG	HOUSING & RENT STABILIZATION M (809)	1	66.9044	11,596.76	139,161.10
CCMG	HOUSING & RENT STABILIZATION M (809)	2	70.3242	12,189.54	146,274.44
CCMG	HOUSING & RENT STABILIZATION M (809)	3	73.9177	12,812.41	153,748.92
CCMG	HOUSING & RENT STABILIZATION M (809)	4	77.6949	13,467.11	161,605.34
CCMG	HOUSING & RENT STABILIZATION M (809)	5	81.6642	14,155.14	169,861.64
CCMG	HOUSING PROGRAMS SUPERVISOR (827)	1	43.3299	7,510.51	90,126.14
CCMG	HOUSING PROGRAMS SUPERVISOR (827)	2	45.4962	7,886.02	94,632.20
CCMG	HOUSING PROGRAMS SUPERVISOR (827)	3	47.7712	8,280.35	99,364.20
CCMG	HOUSING PROGRAMS SUPERVISOR (827)	4	50.1598	8,694.36	104,332.28
CCMG	HOUSING PROGRAMS SUPERVISOR (827)	5	52.6678	9,129.08	109,548.92

# Culver CITY

## Salary Schedule

### Effective Date 11/14/2022

**Note:** For FIRE job titles, the printed hourly rates are for 40-hour employees. To determine the hourly rates for 56-hour employees, divide the annual rate by 2912. (Titles with two codes in parentheses indicate they are 40-hour & 56-hour positions. The first code is for 40-hr, the second one for 56-hr.)

Group	Title	Step	Hourly Rate	Monthly Rate	Annual Rate
CCMG	HUMAN RESOURCES ANALYST (702)	1	40.0426	6,940.72	83,288.66
CCMG	HUMAN RESOURCES ANALYST (702)	2	42.0890	7,295.43	87,545.12
CCMG	HUMAN RESOURCES ANALYST (702)	3	44.2394	7,668.16	92,017.90
CCMG	HUMAN RESOURCES ANALYST (702)	4	46.5000	8,060.00	96,720.00
CCMG	HUMAN RESOURCES ANALYST (702)	5	48.8756	8,471.78	101,661.30
CCMG	HUMAN RESOURCES ANALYST Y-RATE (796)	1	64.9326	11,254.99	135,059.86
CCMG	HUMAN RESOURCES EQUITY MGR (833)	1	66.9044	11,596.76	139,161.10
CCMG	HUMAN RESOURCES EQUITY MGR (833)	2	70.3242	12,189.54	146,274.44
CCMG	HUMAN RESOURCES EQUITY MGR (833)	3	73.9177	12,812.41	153,748.92
CCMG	HUMAN RESOURCES EQUITY MGR (833)	4	77.6949	13,467.11	161,605.34
CCMG	HUMAN RESOURCES EQUITY MGR (833)	5	81.6642	14,155.14	169,861.64
CCMG	HUMAN SVCS & CRISIS INTRVTN MG (737)	1	60.2573	10,444.59	125,335.08
CCMG	HUMAN SVCS & CRISIS INTRVTN MG (737)	2	63.3366	10,978.35	131,740.18
CCMG	HUMAN SVCS & CRISIS INTRVTN MG (737)	3	66.5717	11,539.10	138,469.24
CCMG	HUMAN SVCS & CRISIS INTRVTN MG (737)	4	69.9729	12,128.63	145,543.58
CCMG	HUMAN SVCS & CRISIS INTRVTN MG (737)	5	73.5505	12,748.75	152,985.04
CCMG	LEGAL OPERATIONS MANAGER (715)	1	47.6727	8,263.28	99,159.32
CCMG	LEGAL OPERATIONS MANAGER (715)	2	50.1084	8,685.45	104,225.42
CCMG	LEGAL OPERATIONS MANAGER (715)	3	52.6687	9,129.25	109,551.00
CCMG	LEGAL OPERATIONS MANAGER (715)	4	55.3603	9,595.78	115,149.32
CCMG	LEGAL OPERATIONS MANAGER (715)	5	58.1901	10,086.29	121,035.46
CCMG	MAINTENANCE OPERATIONS MGR (813)	1	58.7726	10,187.26	122,247.06
CCMG	MAINTENANCE OPERATIONS MGR (813)	2	61.7760	10,707.84	128,494.08
CCMG	MAINTENANCE OPERATIONS MGR (813)	3	64.9326	11,254.99	135,059.86
CCMG	MAINTENANCE OPERATIONS MGR (813)	4	68.2507	11,830.13	141,961.56
CCMG	MAINTENANCE OPERATIONS MGR (813)	5	71.7378	12,434.54	149,214.52
CCMG	MANAGEMENT ANALYST (703)	1	40.0426	6,940.72	83,288.66
CCMG	MANAGEMENT ANALYST (703)	2	42.0890	7,295.43	87,545.12
CCMG	MANAGEMENT ANALYST (703)	3	44.2394	7,668.16	92,017.90
CCMG	MANAGEMENT ANALYST (703)	4	46.5000	8,060.00	96,720.00
CCMG	MANAGEMENT ANALYST (703)	5	48.8756	8,471.78	101,661.30
CCMG	MENTAL HEALTH CLINICIAN (842)	1	53.7299	9,313.18	111,758.14
CCMG	MENTAL HEALTH CLINICIAN (842)	2	56.4765	9,789.26	117,471.12
CCMG	MENTAL HEALTH CLINICIAN (842)	3	59.3625	10,289.50	123,474.00
CCMG	MENTAL HEALTH CLINICIAN (842)	4	62.3955	10,815.22	129,782.64
CCMG	MENTAL HEALTH CLINICIAN (842)	5	65.5828	11,367.68	136,412.12
CCMG	MOBILITY & TRAFFIC ENGNRG MGR (801)	1	70.3242	12,189.54	146,274.44
CCMG	MOBILITY & TRAFFIC ENGNRG MGR (801)	2	73.9177	12,812.41	153,748.92
CCMG	MOBILITY & TRAFFIC ENGNRG MGR (801)	3	77.6949	13,467.11	161,605.34
CCMG	MOBILITY & TRAFFIC ENGNRG MGR (801)	4	81.6642	14,155.14	169,861.64

# Culver CITY

## Salary Schedule

### Effective Date 11/14/2022

**Note:** For FIRE job titles, the printed hourly rates are for 40-hour employees. To determine the hourly rates for 56-hour employees, divide the annual rate by 2912. (Titles with two codes in parentheses indicate they are 40-hour & 56-hour positions. The first code is for 40-hr, the second one for 56-hr.)

Group	Title	Step	Hourly Rate	Monthly Rate	Annual Rate
CCMG	MOBILITY & TRAFFIC ENGNRG MGR (801)	5	85.8376	14,878.52	178,542.26
CCMG	PARK MAINTENANCE SUPERVISOR (700)	1	39.0561	6,769.73	81,236.74
CCMG	PARK MAINTENANCE SUPERVISOR (700)	2	41.0523	7,115.72	85,388.68
CCMG	PARK MAINTENANCE SUPERVISOR (700)	3	43.1502	7,479.38	89,752.52
CCMG	PARK MAINTENANCE SUPERVISOR (700)	4	45.3545	7,861.45	94,337.36
CCMG	PARK MAINTENANCE SUPERVISOR (700)	5	47.6727	8,263.28	99,159.32
CCMG	PARKS MANAGER (802)	1	52.6138	9,119.72	109,436.60
CCMG	PARKS MANAGER (802)	2	55.3022	9,585.72	115,028.68
CCMG	PARKS MANAGER (802)	3	58.1281	10,075.54	120,906.50
CCMG	PARKS MANAGER (802)	4	61.0995	10,590.58	127,086.96
CCMG	PARKS MANAGER (802)	5	64.2210	11,131.64	133,579.68
CCMG	PAYROLL ANALYST (726)	1	40.0426	6,940.72	83,288.66
CCMG	PAYROLL ANALYST (726)	2	42.0890	7,295.43	87,545.12
CCMG	PAYROLL ANALYST (726)	3	44.2394	7,668.16	92,017.90
CCMG	PAYROLL ANALYST (726)	4	46.5000	8,060.00	96,720.00
CCMG	PAYROLL ANALYST (726)	5	48.8756	8,471.78	101,661.30
CCMG	PAYROLL SUPERVISOR (732)	1	47.6727	8,263.28	99,159.32
CCMG	PAYROLL SUPERVISOR (732)	2	50.1084	8,685.45	104,225.42
CCMG	PAYROLL SUPERVISOR (732)	3	52.6687	9,129.25	109,551.00
CCMG	PAYROLL SUPERVISOR (732)	4	55.3603	9,595.78	115,149.32
CCMG	PAYROLL SUPERVISOR (732)	5	58.1901	10,086.29	121,035.46
CCMG	PROCURE & FINANCIAL SVCS MGR (820)	1	51.6308	8,949.33	107,391.96
CCMG	PROCURE & FINANCIAL SVCS MGR (820)	2	54.2697	9,406.76	112,881.08
CCMG	PROCURE & FINANCIAL SVCS MGR (820)	3	57.0420	9,887.28	118,647.36
CCMG	PROCURE & FINANCIAL SVCS MGR (820)	4	59.9573	10,392.59	124,711.08
CCMG	PROCURE & FINANCIAL SVCS MGR (820)	5	63.0209	10,923.62	131,083.42
CCMG	PURCHASING SUPERVISOR (735)	1	47.6727	8,263.28	99,159.32
CCMG	PURCHASING SUPERVISOR (735)	2	50.1084	8,685.45	104,225.42
CCMG	PURCHASING SUPERVISOR (735)	3	52.6687	9,129.25	109,551.00
CCMG	PURCHASING SUPERVISOR (735)	4	55.3603	9,595.78	115,149.32
CCMG	PURCHASING SUPERVISOR (735)	5	58.1901	10,086.29	121,035.46
CCMG	REC & COMM SVCS MGR (834)	1	57.9024	10,036.41	120,436.94
CCMG	REC & COMM SVCS MGR (834)	2	60.8606	10,549.18	126,590.10
CCMG	REC & COMM SVCS MGR (834)	3	63.9707	11,088.26	133,059.16
CCMG	REC & COMM SVCS MGR (834)	4	67.2398	11,654.89	139,858.68
CCMG	REC & COMM SVCS MGR (834)	5	70.6755	12,250.42	147,005.04
CCMG	REC & COMM SVCS SUPERVISOR (729)	1	39.2518	6,803.64	81,643.64
CCMG	REC & COMM SVCS SUPERVISOR (729)	2	41.2567	7,151.17	85,814.04
CCMG	REC & COMM SVCS SUPERVISOR (729)	3	43.3655	7,516.69	90,200.24
CCMG	REC & COMM SVCS SUPERVISOR (729)	4	45.5821	7,900.90	94,810.82
CCMG	REC & COMM SVCS SUPERVISOR (729)	5	47.9113	8,304.62	99,655.40

# Culver CITY

## Salary Schedule Effective Date 11/14/2022

**Note:** For FIRE job titles, the printed hourly rates are for 40-hour employees. To determine the hourly rates for 56-hour employees, divide the annual rate by 2912. (Titles with two codes in parentheses indicate they are 40-hour & 56-hour positions. The first code is for 40-hr, the second one for 56-hr.)

Group	Title	Step	Hourly Rate	Monthly Rate	Annual Rate
CCMG	RECREATION SUPERVISOR (701)	1	39.2518	6,803.64	81,643.64
CCMG	RECREATION SUPERVISOR (701)	2	41.2567	7,151.17	85,814.04
CCMG	RECREATION SUPERVISOR (701)	3	43.3655	7,516.69	90,200.24
CCMG	RECREATION SUPERVISOR (701)	4	45.5821	7,900.90	94,810.82
CCMG	RECREATION SUPERVISOR (701)	5	47.9113	8,304.62	99,655.40
CCMG	RENT STABILIZATION COORDINATOR (731)	1	47.6727	8,263.28	99,159.32
CCMG	RENT STABILIZATION COORDINATOR (731)	2	50.1084	8,685.45	104,225.42
CCMG	RENT STABILIZATION COORDINATOR (731)	3	52.6687	9,129.25	109,551.00
CCMG	RENT STABILIZATION COORDINATOR (731)	4	55.3603	9,595.78	115,149.32
CCMG	RENT STABILIZATION COORDINATOR (731)	5	58.1901	10,086.29	121,035.46
CCMG	REVENUE & BUDGET SUPERVISOR (727)	1	47.6727	8,263.28	99,159.32
CCMG	REVENUE & BUDGET SUPERVISOR (727)	2	50.1084	8,685.45	104,225.42
CCMG	REVENUE & BUDGET SUPERVISOR (727)	3	52.6687	9,129.25	109,551.00
CCMG	REVENUE & BUDGET SUPERVISOR (727)	4	55.3603	9,595.78	115,149.32
CCMG	REVENUE & BUDGET SUPERVISOR (727)	5	58.1901	10,086.29	121,035.46
CCMG	REVENUE OPERATIONS MANAGER (805)	1	51.6308	8,949.33	107,391.96
CCMG	REVENUE OPERATIONS MANAGER (805)	2	54.2697	9,406.76	112,881.08
CCMG	REVENUE OPERATIONS MANAGER (805)	3	57.0420	9,887.28	118,647.36
CCMG	REVENUE OPERATIONS MANAGER (805)	4	59.9573	10,392.59	124,711.08
CCMG	REVENUE OPERATIONS MANAGER (805)	5	63.0209	10,923.62	131,083.42
CCMG	RISK MANAGER (839)	1	66.9044	11,596.76	139,161.10
CCMG	RISK MANAGER (839)	2	70.3242	12,189.54	146,274.44
CCMG	RISK MANAGER (839)	3	73.9177	12,812.41	153,748.92
CCMG	RISK MANAGER (839)	4	77.6949	13,467.11	161,605.34
CCMG	RISK MANAGER (839)	5	81.6642	14,155.14	169,861.64
CCMG	SAFETY & TRAINING COORDINATOR (728)	1	42.5417	7,373.90	88,486.84
CCMG	SAFETY & TRAINING COORDINATOR (728)	2	44.7156	7,750.71	93,008.50
CCMG	SAFETY & TRAINING COORDINATOR (728)	3	47.0005	8,146.75	97,761.04
CCMG	SAFETY & TRAINING COORDINATOR (728)	4	49.4028	8,563.14	102,757.72
CCMG	SAFETY & TRAINING COORDINATOR (728)	5	51.9264	9,000.57	108,006.86
CCMG	SENIOR ACCOUNTANT (707)	1	41.2567	7,151.17	85,814.04
CCMG	SENIOR ACCOUNTANT (707)	2	43.3655	7,516.69	90,200.24
CCMG	SENIOR ACCOUNTANT (707)	3	45.5821	7,900.90	94,810.82
CCMG	SENIOR ACCOUNTANT (707)	4	47.9113	8,304.62	99,655.40
CCMG	SENIOR ACCOUNTANT (707)	5	50.3593	8,728.94	104,747.24
CCMG	SPECIAL EVENTS MANAGER (708)	1	49.8610	8,642.57	103,710.88
CCMG	SPECIAL EVENTS MANAGER (708)	2	52.4092	9,084.27	109,011.24
CCMG	SPECIAL EVENTS MANAGER (708)	3	55.0873	9,548.46	114,581.48
CCMG	SPECIAL EVENTS MANAGER (708)	4	57.9024	10,036.41	120,436.94
CCMG	SPECIAL EVENTS MANAGER (708)	5	60.8606	10,549.18	126,590.10

# Culver CITY

## Salary Schedule Effective Date 11/14/2022

**Note:** For FIRE job titles, the printed hourly rates are for 40-hour employees. To determine the hourly rates for 56-hour employees, divide the annual rate by 2912. (Titles with two codes in parentheses indicate they are 40-hour & 56-hour positions. The first code is for 40-hr, the second one for 56-hr.)

Group	Title	Step	Hourly Rate	Monthly Rate	Annual Rate
CCMG	SR & SOCIAL SERVICES MANAGER (810)	1	57.9024	10,036.41	120,436.94
CCMG	SR & SOCIAL SERVICES MANAGER (810)	2	60.8606	10,549.18	126,590.10
CCMG	SR & SOCIAL SERVICES MANAGER (810)	3	63.9707	11,088.26	133,059.16
CCMG	SR & SOCIAL SERVICES MANAGER (810)	4	67.2398	11,654.89	139,858.68
CCMG	SR & SOCIAL SERVICES MANAGER (810)	5	70.6755	12,250.42	147,005.04
CCMG	SR BUILDING & SAFETY INSPECTOR (705)	1	40.2420	6,975.28	83,703.36
CCMG	SR BUILDING & SAFETY INSPECTOR (705)	2	42.2995	7,331.91	87,982.96
CCMG	SR BUILDING & SAFETY INSPECTOR (705)	3	44.4611	7,706.60	92,479.14
CCMG	SR BUILDING & SAFETY INSPECTOR (705)	4	46.7327	8,100.34	97,204.12
CCMG	SR BUILDING & SAFETY INSPECTOR (705)	5	49.1206	8,514.24	102,170.90
CCMG	SR CIVIL ENGINEER (719)	1	57.6147	9,986.56	119,838.68
CCMG	SR CIVIL ENGINEER (719)	2	60.5582	10,496.76	125,961.16
CCMG	SR CIVIL ENGINEER (719)	3	63.6524	11,033.08	132,396.94
CCMG	SR CIVIL ENGINEER (719)	4	66.9044	11,596.76	139,161.10
CCMG	SR CIVIL ENGINEER (719)	5	70.3242	12,189.54	146,274.44
CCMG	SR FIN SYSTEMS BUSINESS ANLST (716)	1	48.8756	8,471.78	101,661.30
CCMG	SR FIN SYSTEMS BUSINESS ANLST (716)	2	51.3739	8,904.81	106,857.66
CCMG	SR FIN SYSTEMS BUSINESS ANLST (716)	3	53.9991	9,359.85	112,318.18
CCMG	SR FIN SYSTEMS BUSINESS ANLST (716)	4	56.7580	9,838.05	118,056.64
CCMG	SR FIN SYSTEMS BUSINESS ANLST (716)	5	59.6586	10,340.83	124,089.94
CCMG	SR MANAGEMENT ANALYST (713)	1	47.6727	8,263.28	99,159.32
CCMG	SR MANAGEMENT ANALYST (713)	2	50.1084	8,685.45	104,225.42
CCMG	SR MANAGEMENT ANALYST (713)	3	52.6687	9,129.25	109,551.00
CCMG	SR MANAGEMENT ANALYST (713)	4	55.3603	9,595.78	115,149.32
CCMG	SR MANAGEMENT ANALYST (713)	5	58.1901	10,086.29	121,035.46
CCMG	SR MANAGEMENT ANALYST/BUDGET (714)	1	47.6727	8,263.28	99,159.32
CCMG	SR MANAGEMENT ANALYST/BUDGET (714)	2	50.1084	8,685.45	104,225.42
CCMG	SR MANAGEMENT ANALYST/BUDGET (714)	3	52.6687	9,129.25	109,551.00
CCMG	SR MANAGEMENT ANALYST/BUDGET (714)	4	55.3603	9,595.78	115,149.32
CCMG	SR MANAGEMENT ANALYST/BUDGET (714)	5	58.1901	10,086.29	121,035.46
CCMG	SR MGMT ANLYST Y-RATE (795)	1	57.3874	9,947.15	119,365.74
CCMG	SR PLANNER (717)	1	51.6308	8,949.33	107,391.96
CCMG	SR PLANNER (717)	2	54.2697	9,406.76	112,881.08
CCMG	SR PLANNER (717)	3	57.0420	9,887.28	118,647.36
CCMG	SR PLANNER (717)	4	59.9573	10,392.59	124,711.08
CCMG	SR PLANNER (717)	5	63.0209	10,923.62	131,083.42
CCMG	SR SOLID WASTE & REC CRW SUPV (710)	1	47.6727	8,263.28	99,159.32
CCMG	SR SOLID WASTE & REC CRW SUPV (710)	2	50.1084	8,685.45	104,225.42
CCMG	SR SOLID WASTE & REC CRW SUPV (710)	3	52.6687	9,129.25	109,551.00
CCMG	SR SOLID WASTE & REC CRW SUPV (710)	4	55.3603	9,595.78	115,149.32
CCMG	SR SOLID WASTE & REC CRW SUPV (710)	5	58.1901	10,086.29	121,035.46

# Culver CITY

## Salary Schedule

Effective Date 11/14/2022

**Note:** For FIRE job titles, the printed hourly rates are for 40-hour employees. To determine the hourly rates for 56-hour employees, divide the annual rate by 2912. (Titles with two codes in parentheses indicate they are 40-hour & 56-hour positions. The first code is for 40-hr, the second one for 56-hr.)

Group	Title	Step	Hourly Rate	Monthly Rate	Annual Rate
CCMG	STREET MAINTENANCE SUPERVISOR (734)	1	47.6727	8,263.28	99,159.32
CCMG	STREET MAINTENANCE SUPERVISOR (734)	2	50.1084	8,685.45	104,225.42
CCMG	STREET MAINTENANCE SUPERVISOR (734)	3	52.6687	9,129.25	109,551.00
CCMG	STREET MAINTENANCE SUPERVISOR (734)	4	55.3603	9,595.78	115,149.32
CCMG	STREET MAINTENANCE SUPERVISOR (734)	5	58.1901	10,086.29	121,035.46
CCMG	SYSTEMS DEVELOPMENT MANAGER (807)	1	56.4765	9,789.26	117,471.12
CCMG	SYSTEMS DEVELOPMENT MANAGER (807)	2	59.3625	10,289.50	123,474.00
CCMG	SYSTEMS DEVELOPMENT MANAGER (807)	3	62.3955	10,815.22	129,782.64
CCMG	SYSTEMS DEVELOPMENT MANAGER (807)	4	65.5828	11,367.68	136,412.12
CCMG	SYSTEMS DEVELOPMENT MANAGER (807)	5	68.9349	11,948.71	143,384.54
CCMG	SYSTEMS SUPPORT MANAGER (825)	1	62.1241	10,768.18	129,218.18
CCMG	SYSTEMS SUPPORT MANAGER (825)	2	65.2987	11,318.45	135,821.40
CCMG	SYSTEMS SUPPORT MANAGER (825)	3	68.6350	11,896.73	142,760.80
CCMG	SYSTEMS SUPPORT MANAGER (825)	4	72.1411	12,504.46	150,053.54
CCMG	SYSTEMS SUPPORT MANAGER (825)	5	75.8284	13,143.59	157,723.02
CCMG	TECHNICAL SERVICES MANAGER (808)	1	62.1241	10,768.18	129,218.18
CCMG	TECHNICAL SERVICES MANAGER (808)	2	65.2987	11,318.45	135,821.40
CCMG	TECHNICAL SERVICES MANAGER (808)	3	68.6350	11,896.73	142,760.80
CCMG	TECHNICAL SERVICES MANAGER (808)	4	72.1411	12,504.46	150,053.54
CCMG	TECHNICAL SERVICES MANAGER (808)	5	75.8284	13,143.59	157,723.02
CCMG	TRAFFIC ENGINEERING MGR (822)	1	49.8610	8,642.57	103,710.88
CCMG	TRAFFIC ENGINEERING MGR (822)	2	52.4092	9,084.27	109,011.24
CCMG	TRAFFIC ENGINEERING MGR (822)	3	55.0873	9,548.46	114,581.48
CCMG	TRAFFIC ENGINEERING MGR (822)	4	57.9024	10,036.41	120,436.94
CCMG	TRAFFIC ENGINEERING MGR (822)	5	60.8606	10,549.18	126,590.10
CCMG	TRANSIT MANAGER ADMIN (840)	1	58.1901	10,086.29	121,035.46
CCMG	TRANSIT MANAGER ADMIN (840)	2	61.1629	10,601.57	127,218.78
CCMG	TRANSIT MANAGER ADMIN (840)	3	64.2876	11,143.19	133,718.26
CCMG	TRANSIT MANAGER ADMIN (840)	4	67.5728	11,712.61	140,551.32
CCMG	TRANSIT MANAGER ADMIN (840)	5	71.0268	12,311.30	147,735.64
CCMG	TRANSIT OPERATIONS ANALYST (704)	1	40.0426	6,940.72	83,288.66
CCMG	TRANSIT OPERATIONS ANALYST (704)	2	42.0890	7,295.43	87,545.12
CCMG	TRANSIT OPERATIONS ANALYST (704)	3	44.2394	7,668.16	92,017.90
CCMG	TRANSIT OPERATIONS ANALYST (704)	4	46.5000	8,060.00	96,720.00
CCMG	TRANSIT OPERATIONS ANALYST (704)	5	48.8756	8,471.78	101,661.30
CCMG	TRANSIT OPERATIONS MANAGER (812)	1	58.1901	10,086.29	121,035.46
CCMG	TRANSIT OPERATIONS MANAGER (812)	2	61.1629	10,601.57	127,218.78
CCMG	TRANSIT OPERATIONS MANAGER (812)	3	64.2876	11,143.19	133,718.26
CCMG	TRANSIT OPERATIONS MANAGER (812)	4	67.5728	11,712.61	140,551.32
CCMG	TRANSIT OPERATIONS MANAGER (812)	5	71.0268	12,311.30	147,735.64

# Culver CITY

## Salary Schedule

Effective Date 11/14/2022

**Note:** For FIRE job titles, the printed hourly rates are for 40-hour employees. To determine the hourly rates for 56-hour employees, divide the annual rate by 2912. (Titles with two codes in parentheses indicate they are 40-hour & 56-hour positions. The first code is for 40-hr, the second one for 56-hr.)

Group	Title	Step	Hourly Rate	Monthly Rate	Annual Rate
CCMG	TRANSIT PLANNING MANAGER (829)	1	58.1901	10,086.29	121,035.46
CCMG	TRANSIT PLANNING MANAGER (829)	2	61.1629	10,601.57	127,218.78
CCMG	TRANSIT PLANNING MANAGER (829)	3	64.2876	11,143.19	133,718.26
CCMG	TRANSIT PLANNING MANAGER (829)	4	67.5728	11,712.61	140,551.32
CCMG	TRANSIT PLANNING MANAGER (829)	5	71.0268	12,311.30	147,735.64
CCMG	TRFC ENG ANALYST (723)	1	44.2394	7,668.16	92,017.90
CCMG	TRFC ENG ANALYST (723)	2	46.5000	8,060.00	96,720.00
CCMG	TRFC ENG ANALYST (723)	3	48.8756	8,471.78	101,661.30
CCMG	TRFC ENG ANALYST (723)	4	51.3739	8,904.81	106,857.66
CCMG	TRFC ENG ANALYST (723)	5	53.9991	9,359.85	112,318.18

# Culver CITY

## Salary Schedule

Effective Date 11/14/2022

**Note:** For FIRE job titles, the printed hourly rates are for 40-hour employees. To determine the hourly rates for 56-hour employees, divide the annual rate by 2912. (Titles with two codes in parentheses indicate they are 40-hour & 56-hour positions. The first code is for 40-hr, the second one for 56-hr.)

Group	Title	Step	Hourly Rate	Monthly Rate	Annual Rate
CNCL	COUNCIL MEMBER (001)	1	27.9870	485.12	5,821.40



# Culver CITY

## Salary Schedule

### Effective Date 11/14/2022

**Note:** For FIRE job titles, the printed hourly rates are for 40-hour employees. To determine the hourly rates for 56-hour employees, divide the annual rate by 2912. (Titles with two codes in parentheses indicate they are 40-hour & 56-hour positions. The first code is for 40-hr, the second one for 56-hr.)

Group	Title	Step	Hourly Rate	Monthly Rate	Annual Rate
EXEC	ADMIN SERVICES DIRECTOR (911)	1	88.3093	15,306.94	183,683.24
EXEC	ADMIN SERVICES DIRECTOR (911)	2	92.8197	16,088.76	193,065.08
EXEC	ADMIN SERVICES DIRECTOR (911)	3	97.5635	16,911.01	202,932.08
EXEC	ADMIN SERVICES DIRECTOR (911)	4	102.5479	17,774.97	213,299.58
EXEC	ADMIN SERVICES DIRECTOR (911)	5	107.7901	18,683.62	224,203.46
EXEC	ASSISTANT CITY MANAGER (908)	1	95.2936	16,517.56	198,210.74
EXEC	ASSISTANT CITY MANAGER (908)	2	100.1636	17,361.70	208,340.34
EXEC	ASSISTANT CITY MANAGER (908)	3	105.2810	18,248.71	218,984.48
EXEC	ASSISTANT CITY MANAGER (908)	4	110.6614	19,181.31	230,175.66
EXEC	ASSISTANT CITY MANAGER (908)	5	116.3157	20,161.40	241,936.76
EXEC	ASSTANT TO CITY MANAGER (900)	1	58.7726	10,187.26	122,247.06
EXEC	ASSTANT TO CITY MANAGER (900)	2	61.7760	10,707.84	128,494.08
EXEC	ASSTANT TO CITY MANAGER (900)	3	64.9326	11,254.99	135,059.86
EXEC	ASSTANT TO CITY MANAGER (900)	4	68.2507	11,830.13	141,961.56
EXEC	ASSTANT TO CITY MANAGER (900)	5	71.7378	12,434.54	149,214.52
EXEC	CHIEF FINANCIAL OFFICER (907)	1	91.5804	15,873.93	190,487.18
EXEC	CHIEF FINANCIAL OFFICER (907)	2	96.2607	16,685.20	200,222.36
EXEC	CHIEF FINANCIAL OFFICER (907)	3	101.1785	17,537.61	210,451.28
EXEC	CHIEF FINANCIAL OFFICER (907)	4	106.3497	18,433.96	221,207.48
EXEC	CHIEF FINANCIAL OFFICER (907)	5	111.7841	19,375.92	232,510.98
EXEC	CHIEF INFO OFFICER (905)	1	82.8916	14,367.88	172,414.58
EXEC	CHIEF INFO OFFICER (905)	2	87.1264	15,101.91	181,222.86
EXEC	CHIEF INFO OFFICER (905)	3	91.5804	15,873.93	190,487.18
EXEC	CHIEF INFO OFFICER (905)	4	96.2607	16,685.20	200,222.36
EXEC	CHIEF INFO OFFICER (905)	5	101.1785	17,537.61	210,451.28
EXEC	CHIEF TRANSPORTATION OFFICER (903)	1	82.8391	14,358.78	172,305.38
EXEC	CHIEF TRANSPORTATION OFFICER (903)	2	87.0716	15,092.42	181,108.98
EXEC	CHIEF TRANSPORTATION OFFICER (903)	3	91.5203	15,863.51	190,362.12
EXEC	CHIEF TRANSPORTATION OFFICER (903)	4	96.1968	16,674.10	200,089.24
EXEC	CHIEF TRANSPORTATION OFFICER (903)	5	101.1131	17,526.28	210,315.30
EXEC	CITY ATTORNEY (909)	1	109.5078	18,981.34	227,776.12
EXEC	CITY ATTORNEY (909)	2	115.1034	19,951.25	239,415.02
EXEC	CITY ATTORNEY (909)	3	120.9854	20,970.80	251,649.58
EXEC	CITY ATTORNEY (909)	4	127.1680	22,042.45	264,509.44
EXEC	CITY ATTORNEY (909)	5	133.6663	23,168.82	278,025.80
EXEC	CITY MANAGER (910)	1	128.0027	22,187.14	266,245.72
EXEC	CITY MANAGER (910)	2	134.5420	23,320.61	279,847.36
EXEC	CITY MANAGER (910)	3	141.4181	24,512.48	294,149.70
EXEC	CITY MANAGER (910)	4	148.6451	25,765.16	309,181.86
EXEC	CITY MANAGER (910)	5	156.2406	27,081.71	324,980.50

# Culver CITY

## Salary Schedule

Effective Date 11/14/2022

**Note:** For FIRE job titles, the printed hourly rates are for 40-hour employees. To determine the hourly rates for 56-hour employees, divide the annual rate by 2912. (Titles with two codes in parentheses indicate they are 40-hour & 56-hour positions. The first code is for 40-hr, the second one for 56-hr.)

Group	Title	Step	Hourly Rate	Monthly Rate	Annual Rate
EXEC	COMMUNITY DEVELOPMENT DIRECTOR (904)	1	82.0703	14,225.51	170,706.12
EXEC	COMMUNITY DEVELOPMENT DIRECTOR (904)	2	86.2633	14,952.30	179,427.56
EXEC	COMMUNITY DEVELOPMENT DIRECTOR (904)	3	90.6741	15,716.85	188,602.18
EXEC	COMMUNITY DEVELOPMENT DIRECTOR (904)	4	95.3073	16,519.92	198,239.08
EXEC	COMMUNITY DEVELOPMENT DIRECTOR (904)	5	100.1779	17,364.17	208,369.98
EXEC	HOUSING & HUMAN SERVICES DIR (913)	1	79.5014	13,780.24	165,362.86
EXEC	HOUSING & HUMAN SERVICES DIR (913)	2	83.4765	14,469.26	173,631.12
EXEC	HOUSING & HUMAN SERVICES DIR (913)	3	87.6503	15,192.71	182,312.52
EXEC	HOUSING & HUMAN SERVICES DIR (913)	4	92.0329	15,952.37	191,428.38
EXEC	HOUSING & HUMAN SERVICES DIR (913)	5	96.6346	16,750.00	201,000.02
EXEC	HUMAN RESOURCES DIRECTOR (902)	1	82.5320	14,305.55	171,666.56
EXEC	HUMAN RESOURCES DIRECTOR (902)	2	86.7472	15,036.19	180,434.28
EXEC	HUMAN RESOURCES DIRECTOR (902)	3	91.1808	15,804.66	189,655.96
EXEC	HUMAN RESOURCES DIRECTOR (902)	4	95.8391	16,612.12	199,345.38
EXEC	HUMAN RESOURCES DIRECTOR (902)	5	100.7385	17,461.34	209,536.08
EXEC	PLANNING/DEVELOPMENT DIRECTOR (912)	1	80.2930	13,917.45	167,009.44
EXEC	PLANNING/DEVELOPMENT DIRECTOR (912)	2	84.3070	14,613.21	175,358.56
EXEC	PLANNING/DEVELOPMENT DIRECTOR (912)	3	88.5230	15,343.99	184,127.84
EXEC	PLANNING/DEVELOPMENT DIRECTOR (912)	4	92.9490	16,111.16	193,333.92
EXEC	PLANNING/DEVELOPMENT DIRECTOR (912)	5	97.5962	16,916.68	203,000.20
EXEC	PRCS DIRECTOR (901)	1	76.8953	13,328.51	159,942.12
EXEC	PRCS DIRECTOR (901)	2	80.8235	14,009.41	168,112.88
EXEC	PRCS DIRECTOR (901)	3	84.9536	14,725.30	176,703.54
EXEC	PRCS DIRECTOR (901)	4	89.2966	15,478.08	185,736.98
EXEC	PRCS DIRECTOR (901)	5	93.8590	16,268.89	195,226.72
EXEC	PUBLIC WORKS DIRECTOR (906)	1	87.1264	15,101.91	181,222.86
EXEC	PUBLIC WORKS DIRECTOR (906)	2	91.5804	15,873.93	190,487.18
EXEC	PUBLIC WORKS DIRECTOR (906)	3	96.2607	16,685.20	200,222.36
EXEC	PUBLIC WORKS DIRECTOR (906)	4	101.1785	17,537.61	210,451.28
EXEC	PUBLIC WORKS DIRECTOR (906)	5	106.3497	18,433.96	221,207.48

# Culver CITY

## Salary Schedule

Effective Date 11/14/2022

**Note:** For FIRE job titles, the printed hourly rates are for 40-hour employees. To determine the hourly rates for 56-hour employees, divide the annual rate by 2912. (Titles with two codes in parentheses indicate they are 40-hour & 56-hour positions. The first code is for 40-hr, the second one for 56-hr.)

Group	Title	Step	Hourly Rate	Monthly Rate	Annual Rate
FIRE	FIRE CAPTAIN (504/505)	1	65.0680	11,278.46	135,341.54
FIRE	FIRE ENGINEER (502/503)	1	56.5809	9,807.35	117,688.23
FIRE	FIREFIGHTER (500/501)	0	33.8819	5,872.86	70,474.30
FIRE	FIREFIGHTER (500/501)	1	37.8013	6,552.22	78,626.62
FIRE	FIREFIGHTER (500/501)	2	38.7584	6,718.12	80,617.46
FIRE	FIREFIGHTER (500/501)	3	42.3344	7,337.97	88,055.62
FIRE	FIREFIGHTER (500/501)	4	44.7218	7,751.76	93,021.12
FIRE	FIREFIGHTER (500/501)	5	47.2504	8,190.05	98,280.65
FIRE	FIREFIGHTER (500/501)	6	49.2008	8,528.13	102,337.61

# Culver CITY

## Salary Schedule

Effective Date 11/14/2022

**Note:** For FIRE job titles, the printed hourly rates are for 40-hour employees. To determine the hourly rates for 56-hour employees, divide the annual rate by 2912. (Titles with two codes in parentheses indicate they are 40-hour & 56-hour positions. The first code is for 40-hr, the second one for 56-hr.)

Group	Title	Step	Hourly Rate	Monthly Rate	Annual Rate
FMGT	ASST FIRE CHIEF (509)	1	94.1961	16,327.32	195,927.89
FMGT	BATTALION CHIEF (506/507)	1	78.0088	13,521.51	162,258.13
FMGT	FIRE CHIEF (510)	1	109.4090	18,964.23	227,570.74
FMGT	FIRE MARSHAL (508)	1	89.7106	15,549.83	186,597.98

# Culver CITY

## Salary Schedule

### Effective Date 11/14/2022

**Note:** For FIRE job titles, the printed hourly rates are for 40-hour employees. To determine the hourly rates for 56-hour employees, divide the annual rate by 2912. (Titles with two codes in parentheses indicate they are 40-hour & 56-hour positions. The first code is for 40-hr, the second one for 56-hr.)

Group	Title	Step	Hourly Rate	Monthly Rate	Annual Rate
NBNE	ADMIN INTERN (107)	1	15.6279	0.00	0.00
NBNE	ADMIN INTERN (107)	2	16.4093	0.00	0.00
NBNE	ADMIN INTERN (107)	3	17.2298	0.00	0.00
NBNE	AMBULANCE OPERATOR (116)	1	16.5375	0.00	0.00
NBNE	AMBULANCE OPERATOR (116)	2	17.3644	0.00	0.00
NBNE	AMBULANCE OPERATOR (116)	3	18.2326	0.00	0.00
NBNE	BUS OPERATOR TRAINEE (106)	1	19.1008	0.00	0.00
NBNE	CASHIER PLUNGE (101)	1	15.0068	0.00	0.00
NBNE	CASHIER PLUNGE (101)	2	15.7572	0.00	0.00
NBNE	CASHIER PLUNGE (101)	3	16.5450	0.00	0.00
NBNE	CONTRACT EMPLOYEE (199)	1	20.0000	0.00	0.00
NBNE	CONTRACT EMPLOYEE (199)	2	30.0000	0.00	0.00
NBNE	CONTRACT EMPLOYEE (199)	3	40.0000	0.00	0.00
NBNE	CONTRACT EMPLOYEE (199)	4	50.0000	0.00	0.00
NBNE	CONTRACT EMPLOYEE (199)	5	60.0000	0.00	0.00
NBNE	CONTRACT EMPLOYEE (199)	6	70.0000	0.00	0.00
NBNE	CONTRACT EMPLOYEE (199)	7	80.0000	0.00	0.00
NBNE	CONTRACT EMPLOYEE (199)	8	90.0000	0.00	0.00
NBNE	CONTRACT EMPLOYEE (199)	9	100.0000	0.00	0.00
NBNE	CONTRACT EMPLOYEE (199)	10	110.0000	0.00	0.00
NBNE	CONTRACT EMPLOYEE (199)	11	120.0000	0.00	0.00
NBNE	CONTRACT EMPLOYEE (199)	12	130.0000	0.00	0.00
NBNE	CROSSING GUARD (104)	1	15.2807	0.00	0.00
NBNE	GIS INTERN (111)	1	17.3644	0.00	0.00
NBNE	GIS INTERN (111)	2	18.2326	0.00	0.00
NBNE	GIS INTERN (111)	3	19.1442	0.00	0.00
NBNE	INSTRCTR/PPL/DISABILITIES (115)	1	23.8471	0.00	0.00
NBNE	LIFEGUARD (108)	1	19.3894	0.00	0.00
NBNE	LIFEGUARD (108)	2	20.2978	0.00	0.00
NBNE	LIFEGUARD (108)	3	21.2515	0.00	0.00
NBNE	LIFEGUARD SWIM INSTRUCTOR NB (110)	1	20.9923	0.00	0.00
NBNE	LIFEGUARD SWIM INSTRUCTOR NB (110)	2	21.9808	0.00	0.00
NBNE	LIFEGUARD SWIM INSTRUCTOR NB (110)	3	23.0186	0.00	0.00
NBNE	POOL MANAGER (113)	1	25.4203	0.00	0.00
NBNE	POOL MANAGER (113)	2	26.3405	0.00	0.00
NBNE	POOL MANAGER (113)	3	27.3068	0.00	0.00
NBNE	RECREATION LEADER I (103)	1	15.0068	0.00	0.00
NBNE	RECREATION LEADER I (103)	2	15.7572	0.00	0.00
NBNE	RECREATION LEADER I (103)	3	16.5450	0.00	0.00

# Culver CITY

## Salary Schedule

Effective Date 11/14/2022

**Note:** For FIRE job titles, the printed hourly rates are for 40-hour employees. To determine the hourly rates for 56-hour employees, divide the annual rate by 2912. (Titles with two codes in parentheses indicate they are 40-hour & 56-hour positions. The first code is for 40-hr, the second one for 56-hr.)

Group	Title	Step	Hourly Rate	Monthly Rate	Annual Rate
NBNE	RECREATION LEADER II (109)	1	17.4849	0.00	0.00
NBNE	RECREATION LEADER II (109)	2	18.3594	0.00	0.00
NBNE	RECREATION LEADER II (109)	3	19.2772	0.00	0.00
NBNE	RECREATION SPECIALIST (114)	1	23.1080	0.00	0.00
NBNE	RECREATION SPECIALIST (114)	2	24.2635	0.00	0.00
NBNE	RECREATION SPECIALIST (114)	3	25.4766	0.00	0.00
NBNE	SR RECREATION LEADER (112)	1	20.5701	0.00	0.00
NBNE	SR RECREATION LEADER (112)	2	21.5986	0.00	0.00
NBNE	SR RECREATION LEADER (112)	3	22.6785	0.00	0.00
NBNE	STUDENT WORKER I (100)	1	15.0000	0.00	0.00
NBNE	STUDENT WORKER I (100)	2	15.7500	0.00	0.00
NBNE	STUDENT WORKER I (100)	3	16.5375	0.00	0.00
NBNE	STUDENT WORKER II (102)	1	15.7500	0.00	0.00
NBNE	STUDENT WORKER II (102)	2	16.5375	0.00	0.00
NBNE	STUDENT WORKER II (102)	3	17.3643	0.00	0.00
NBNE	STUDENT WORKER III (105)	1	18.1658	0.00	0.00
NBNE	STUDENT WORKER III (105)	2	19.0741	0.00	0.00
NBNE	STUDENT WORKER III (105)	3	20.0278	0.00	0.00

# Culver CITY

## Salary Schedule

Effective Date 11/14/2022

**Note:** For FIRE job titles, the printed hourly rates are for 40-hour employees. To determine the hourly rates for 56-hour employees, divide the annual rate by 2912. (Titles with two codes in parentheses indicate they are 40-hour & 56-hour positions. The first code is for 40-hr, the second one for 56-hr.)

Group	Title	Step	Hourly Rate	Monthly Rate	Annual Rate
PMGT	ASSISTANT CHIEF (605)	1	106.1691	18,402.65	220,831.78
PMGT	POLICE CAPTAIN (604)	1	91.9183	15,932.50	191,189.96
PMGT	POLICE CHIEF (606)	1	122.0948	21,163.09	253,957.08
PMGT	POLICE LIEUTENANT (603)	1	73.3313	12,710.75	152,529.00

# Culver CITY

## Salary Schedule

Effective Date 11/14/2022

**Note:** For FIRE job titles, the printed hourly rates are for 40-hour employees. To determine the hourly rates for 56-hour employees, divide the annual rate by 2912. (Titles with two codes in parentheses indicate they are 40-hour & 56-hour positions. The first code is for 40-hr, the second one for 56-hr.)

Group	Title	Step	Hourly Rate	Monthly Rate	Annual Rate
POLC	POLICE OFFICER (601)	1	39.9797	6,929.82	83,157.88
POLC	POLICE OFFICER (601)	2	41.1976	7,140.92	85,691.06
POLC	POLICE OFFICER (601)	3	44.1251	7,648.36	91,780.26
POLC	POLICE OFFICER (601)	4	45.2372	7,841.12	94,093.48
POLC	POLICE OFFICER (601)	5	46.6028	8,077.81	96,933.72
POLC	POLICE OFFICER (601)	6	48.1518	8,346.30	100,155.64
POLC	POLICE OFFICER (601)	7	49.6217	8,601.10	103,213.24
POLC	POLICE OFFICER (601)	8	50.8747	8,818.29	105,819.48
POLC	POLICE OFFICER (601)	9	52.2700	9,060.13	108,721.60
POLC	POLICE SERGEANT (602)	1	60.2060	10,435.71	125,228.48



# Culver CITY

## Salary Schedule

Effective Date 11/14/2022

**Note:** For FIRE job titles, the printed hourly rates are for 40-hour employees. To determine the hourly rates for 56-hour employees, divide the annual rate by 2912. (Titles with two codes in parentheses indicate they are 40-hour & 56-hour positions. The first code is for 40-hr, the second one for 56-hr.)

Group	Title	Step	Hourly Rate	Monthly Rate	Annual Rate
POLR	POLICE RECRUIT (600)	1	39.9797	6,929.82	83,157.88

1 **RESOLUTION NO. 2023-R010**

2  
3 A RESOLUTION OF THE CITY COUNCIL OF THE CITY OF  
4 CULVER CITY, CALIFORNIA, ADOPTING THE  
5 CLASSIFICATION AND SALARY PLAN FOR THE CULVER  
6 CITY FIRE MANAGEMENT GROUP (CCFMG), CULVER  
7 CITY FIREFIGHTERS ASSOCIATION (CCFFA), CULVER  
8 CITY POLICE MANAGEMENT GROUP (CCPMG), AND  
9 THE CULVER CITY POLICE OFFICERS ASSOCIATION  
10 (CCPOA) EFFECTIVE JANUARY 2, 2023

11 WHEREAS, pursuant to the Salary Initiative Ordinance adopted by the  
12 electors of the City of Culver City on August 11, 1953 and amended on November 2, 1982,  
13 salary adjustments are required for certain safety employees; and,

14 WHEREAS, in accordance with the Salary Initiative Ordinance, as amended,  
15 various changes were made to the salaries and benefits paid to fire and police safety  
16 employees effective January 2, 2023.

17 NOW, THEREFORE, the City Council of the City of Culver City, DOES  
18 RESOLVE as follows:

19 1. The Classification and Salary Plan, attached hereto as Exhibit "A" and  
20 incorporated herein by this reference, is hereby effective January 2, 2023.

21 2. The Classification and Salary Plan attached hereto as Exhibit "A" shall  
22 supersede and replace all previously adopted salary plans for fire and police safety  
23 employees.

24 ///

25 ///

26 ///


27 ///

28


1  
2  
3  
4  
5  
6  
7  
8  
9  
10  
11  
12  
13  
14  
15  
16  
17  
18  
19  
20  
21  
22  
23  
24  
25  
26  
27  
28

3. The City Manager and Chief Financial Officer are hereby authorized to adjust and pay salaries of the City employees in accordance with the Classification and Salary Plan adopted and approved by this Resolution, effective January 2, 2023.

APPROVED and ADOPTED this 23rd day of January 2023.

  
\_\_\_\_\_  
ALBERT VERA, Mayor  
City of Culver City, California

ATTEST:  
  
\_\_\_\_\_  
JEREMY BOCCHINO  
City Clerk

APPROVED AS TO FORM:  
  
\_\_\_\_\_  
HEATHER S. BAKER  
City Attorney

# Culver CITY

## Salary Schedule

### Effective Date 01/02/2023

**Note:** For FIRE job titles, the printed hourly rates are for 40-hour employees. To determine the hourly rates for 56-hour employees, divide the annual rate by 2912. (Titles with two codes in parentheses indicate they are 40-hour & 56-hour positions. The first code is for 40-hr, the second one for 56-hr.)

Group	Title	Step	Hourly Rate	Monthly Rate	Annual Rate
FIRE	FIRE CAPTAIN (504/505)	1	66.5321	11,532.23	138,386.72
FIRE	FIRE ENGINEER (502/503)	1	57.8540	10,028.02	120,336.22
FIRE	FIREFIGHTER (500/501)	0	34.6443	6,005.00	72,059.97
FIRE	FIREFIGHTER (500/501)	1	38.6518	6,699.64	80,395.72
FIRE	FIREFIGHTER (500/501)	2	39.6305	6,869.28	82,431.35
FIRE	FIREFIGHTER (500/501)	3	43.2870	7,503.07	90,036.87
FIRE	FIREFIGHTER (500/501)	4	45.7279	7,926.18	95,114.10
FIRE	FIREFIGHTER (500/501)	5	48.3135	8,374.33	100,491.96
FIRE	FIREFIGHTER (500/501)	6	50.3078	8,720.02	104,640.21

# Culver CITY

## Salary Schedule

Effective Date 01/02/2023

**Note:** For FIRE job titles, the printed hourly rates are for 40-hour employees. To determine the hourly rates for 56-hour employees, divide the annual rate by 2912. (Titles with two codes in parentheses indicate they are 40-hour & 56-hour positions. The first code is for 40-hr, the second one for 56-hr.)

Group	Title	Step	Hourly Rate	Monthly Rate	Annual Rate
FMGT	ASST FIRE CHIEF (509)	1	96.3155	16,694.69	200,336.27
FMGT	BATTALION CHIEF (506/507)	1	79.7639	13,825.75	165,908.94
FMGT	FIRE CHIEF (510)	1	111.8708	19,390.92	232,691.08
FMGT	FIRE MARSHAL (508)	1	91.7290	15,899.70	190,796.43

# Culver CITY

## Salary Schedule

Effective Date 01/02/2023

**Note:** For FIRE job titles, the printed hourly rates are for 40-hour employees. To determine the hourly rates for 56-hour employees, divide the annual rate by 2912. (Titles with two codes in parentheses indicate they are 40-hour & 56-hour positions. The first code is for 40-hr, the second one for 56-hr.)

Group	Title	Step	Hourly Rate	Monthly Rate	Annual Rate
PMGT	ASSISTANT CHIEF (605)	1	108.5579	18,816.70	225,800.38
PMGT	POLICE CAPTAIN (604)	1	93.9865	16,290.99	195,491.92
PMGT	POLICE CHIEF (606)	1	124.8419	21,639.26	259,671.10
PMGT	POLICE LIEUTENANT (603)	1	74.9813	12,996.75	155,961.00

# Culver CITY

## Salary Schedule

Effective Date 01/02/2023

**Note:** For FIRE job titles, the printed hourly rates are for 40-hour employees. To determine the hourly rates for 56-hour employees, divide the annual rate by 2912. (Titles with two codes in parentheses indicate they are 40-hour & 56-hour positions. The first code is for 40-hr, the second one for 56-hr.)

Group	Title	Step	Hourly Rate	Monthly Rate	Annual Rate
POLC	POLICE OFFICER (601)	1	40.8792	7,085.74	85,028.84
POLC	POLICE OFFICER (601)	2	42.1245	7,301.58	87,618.96
POLC	POLICE OFFICER (601)	3	45.1179	7,820.43	93,845.18
POLC	POLICE OFFICER (601)	4	46.2550	8,017.53	96,210.40
POLC	POLICE OFFICER (601)	5	47.6514	8,259.57	99,114.86
POLC	POLICE OFFICER (601)	6	49.2352	8,534.11	102,409.32
POLC	POLICE OFFICER (601)	7	50.7382	8,794.63	105,535.56
POLC	POLICE OFFICER (601)	8	52.0194	9,016.69	108,200.30
POLC	POLICE OFFICER (601)	9	53.4461	9,264.00	111,167.94
POLC	POLICE SERGEANT (602)	1	61.5606	10,670.51	128,046.10

# Culver CITY

## Salary Schedule

Effective Date 01/02/2023

**Note:** For FIRE job titles, the printed hourly rates are for 40-hour employees. To determine the hourly rates for 56-hour employees, divide the annual rate by 2912. (Titles with two codes in parentheses indicate they are 40-hour & 56-hour positions. The first code is for 40-hr, the second one for 56-hr.)

Group	Title	Step	Hourly Rate	Monthly Rate	Annual Rate
POLR	POLICE RECRUIT (600)	1	40.8792	7,085.74	85,028.84



1 **RESOLUTION NO. 2023-R011**

2  
3 A RESOLUTION OF THE CITY COUNCIL OF THE CITY OF  
4 CULVER CITY, CALIFORNIA, ADOPTING THE  
5 CLASSIFICATION AND SALARY PLAN FOR EXECUTIVE  
6 MANAGEMENT CITY EMPLOYEES EFFECTIVE  
7 DECEMBER 4, 2022.

8 NOW, THEREFORE, the City Council of the City of Culver City, DOES

9 RESOLVE as follows:

10 1. The Classification and Salary Plan, attached hereto as Exhibit "A" and  
11 incorporated herein by this reference, is hereby adopted effective December 4, 2022.

12 2. The Classification and Salary Plan attached hereto as Exhibit "A" shall  
13 supersede and replace all previously adopted salary plans for Executive Management City  
14 employees.

15 3. The City Manager and Chief Financial Officer are hereby authorized to  
16 adjust and pay salaries of the City employees in accordance with the Classification and  
17 Salary Plan adopted and approved by this Resolution, effective December 4, 2022.

18  
19 APPROVED and ADOPTED this 23rd day of January 2023.

20  
21   
22 \_\_\_\_\_  
23 ALBERT VERA, Mayor  
24 City of Culver City, California

25 ATTEST:

26   
27 \_\_\_\_\_  
28 JEREMY BOCCHINO  
City Clerk

APPROVED AS TO FORM:

  
\_\_\_\_\_  
HEATHER S. BAKER  
City Attorney

# Culver CITY

## Salary Schedule

Effective Date 12/04/2022

**Note:** For FIRE job titles, the printed hourly rates are for 40-hour employees. To determine the hourly rates for 56-hour employees, divide the annual rate by 2912. (Titles with two codes in parentheses indicate they are 40-hour & 56-hour positions. The first code is for 40-hr, the second one for 56-hr.)

Group	Title	Step	Hourly Rate	Monthly Rate	Annual Rate
EXEC	ADMIN SERVICES DIRECTOR (911)	1	88.3093	15,306.94	183,683.24
EXEC	ADMIN SERVICES DIRECTOR (911)	2	92.8197	16,088.76	193,065.08
EXEC	ADMIN SERVICES DIRECTOR (911)	3	97.5635	16,911.01	202,932.08
EXEC	ADMIN SERVICES DIRECTOR (911)	4	102.5479	17,774.97	213,299.58
EXEC	ADMIN SERVICES DIRECTOR (911)	5	107.7901	18,683.62	224,203.46
EXEC	ASSISTANT CITY MANAGER (908)	1	95.2936	16,517.56	198,210.74
EXEC	ASSISTANT CITY MANAGER (908)	2	100.1636	17,361.70	208,340.34
EXEC	ASSISTANT CITY MANAGER (908)	3	105.2810	18,248.71	218,984.48
EXEC	ASSISTANT CITY MANAGER (908)	4	110.6614	19,181.31	230,175.66
EXEC	ASSISTANT CITY MANAGER (908)	5	116.3157	20,161.40	241,936.76
EXEC	ASSTANT TO CITY MANAGER (900)	1	58.7726	10,187.26	122,247.06
EXEC	ASSTANT TO CITY MANAGER (900)	2	61.7760	10,707.84	128,494.08
EXEC	ASSTANT TO CITY MANAGER (900)	3	64.9326	11,254.99	135,059.86
EXEC	ASSTANT TO CITY MANAGER (900)	4	68.2507	11,830.13	141,961.56
EXEC	ASSTANT TO CITY MANAGER (900)	5	71.7378	12,434.54	149,214.52
EXEC	CHIEF FINANCIAL OFFICER (907)	1	91.5804	15,873.93	190,487.18
EXEC	CHIEF FINANCIAL OFFICER (907)	2	96.2607	16,685.20	200,222.36
EXEC	CHIEF FINANCIAL OFFICER (907)	3	101.1785	17,537.61	210,451.28
EXEC	CHIEF FINANCIAL OFFICER (907)	4	106.3497	18,433.96	221,207.48
EXEC	CHIEF FINANCIAL OFFICER (907)	5	111.7841	19,375.92	232,510.98
EXEC	CHIEF INFO OFFICER (905)	1	82.8916	14,367.88	172,414.58
EXEC	CHIEF INFO OFFICER (905)	2	87.1264	15,101.91	181,222.86
EXEC	CHIEF INFO OFFICER (905)	3	91.5804	15,873.93	190,487.18
EXEC	CHIEF INFO OFFICER (905)	4	96.2607	16,685.20	200,222.36
EXEC	CHIEF INFO OFFICER (905)	5	101.1785	17,537.61	210,451.28
EXEC	CHIEF TRANSPORTATION OFFICER (903)	1	82.8391	14,358.78	172,305.38
EXEC	CHIEF TRANSPORTATION OFFICER (903)	2	87.0716	15,092.42	181,108.98
EXEC	CHIEF TRANSPORTATION OFFICER (903)	3	91.5203	15,863.51	190,362.12
EXEC	CHIEF TRANSPORTATION OFFICER (903)	4	96.1968	16,674.10	200,089.24
EXEC	CHIEF TRANSPORTATION OFFICER (903)	5	101.1131	17,526.28	210,315.30
EXEC	CITY ATTORNEY (909)	1	115.9578	20,099.34	241,192.12
EXEC	CITY ATTORNEY (909)	2	121.8830	21,126.39	253,516.64
EXEC	CITY ATTORNEY (909)	3	128.1114	22,205.97	266,471.66
EXEC	CITY ATTORNEY (909)	4	134.6582	23,340.76	280,089.16
EXEC	CITY ATTORNEY (909)	5	141.5392	24,533.47	294,401.64
EXEC	CITY MANAGER (910)	1	128.0027	22,187.14	266,245.72
EXEC	CITY MANAGER (910)	2	134.5420	23,320.61	279,847.36
EXEC	CITY MANAGER (910)	3	141.4181	24,512.48	294,149.70
EXEC	CITY MANAGER (910)	4	148.6451	25,765.16	309,181.86
EXEC	CITY MANAGER (910)	5	156.2406	27,081.71	324,980.50

## Salary Schedule

Effective Date 12/04/2022

**Note:** For FIRE job titles, the printed hourly rates are for 40-hour employees. To determine the hourly rates for 56-hour employees, divide the annual rate by 2912. (Titles with two codes in parentheses indicate they are 40-hour & 56-hour positions. The first code is for 40-hr, the second one for 56-hr.)

Group	Title	Step	Hourly Rate	Monthly Rate	Annual Rate
EXEC	COMMUNITY DEVELOPMENT DIRECTOR (904)	1	82.0703	14,225.51	170,706.12
EXEC	COMMUNITY DEVELOPMENT DIRECTOR (904)	2	86.2633	14,952.30	179,427.56
EXEC	COMMUNITY DEVELOPMENT DIRECTOR (904)	3	90.6741	15,716.85	188,602.18
EXEC	COMMUNITY DEVELOPMENT DIRECTOR (904)	4	95.3073	16,519.92	198,239.08
EXEC	COMMUNITY DEVELOPMENT DIRECTOR (904)	5	100.1779	17,364.17	208,369.98
EXEC	HOUSING & HUMAN SERVICES DIR (913)	1	79.5014	13,780.24	165,362.86
EXEC	HOUSING & HUMAN SERVICES DIR (913)	2	83.4765	14,469.26	173,631.12
EXEC	HOUSING & HUMAN SERVICES DIR (913)	3	87.6503	15,192.71	182,312.52
EXEC	HOUSING & HUMAN SERVICES DIR (913)	4	92.0329	15,952.37	191,428.38
EXEC	HOUSING & HUMAN SERVICES DIR (913)	5	96.6346	16,750.00	201,000.02
EXEC	HUMAN RESOURCES DIRECTOR (902)	1	82.5320	14,305.55	171,666.56
EXEC	HUMAN RESOURCES DIRECTOR (902)	2	86.7472	15,036.19	180,434.28
EXEC	HUMAN RESOURCES DIRECTOR (902)	3	91.1808	15,804.66	189,655.96
EXEC	HUMAN RESOURCES DIRECTOR (902)	4	95.8391	16,612.12	199,345.38
EXEC	HUMAN RESOURCES DIRECTOR (902)	5	100.7385	17,461.34	209,536.08
EXEC	PLANNING/DEVELOPMENT DIRECTOR (912)	1	80.2930	13,917.45	167,009.44
EXEC	PLANNING/DEVELOPMENT DIRECTOR (912)	2	84.3070	14,613.21	175,358.56
EXEC	PLANNING/DEVELOPMENT DIRECTOR (912)	3	88.5230	15,343.99	184,127.84
EXEC	PLANNING/DEVELOPMENT DIRECTOR (912)	4	92.9490	16,111.16	193,333.92
EXEC	PLANNING/DEVELOPMENT DIRECTOR (912)	5	97.5962	16,916.68	203,000.20
EXEC	PRCS DIRECTOR (901)	1	76.8953	13,328.51	159,942.12
EXEC	PRCS DIRECTOR (901)	2	80.8235	14,009.41	168,112.88
EXEC	PRCS DIRECTOR (901)	3	84.9536	14,725.30	176,703.54
EXEC	PRCS DIRECTOR (901)	4	89.2966	15,478.08	185,736.98
EXEC	PRCS DIRECTOR (901)	5	93.8590	16,268.89	195,226.72
EXEC	PUBLIC WORKS DIRECTOR (906)	1	87.1264	15,101.91	181,222.86
EXEC	PUBLIC WORKS DIRECTOR (906)	2	91.5804	15,873.93	190,487.18
EXEC	PUBLIC WORKS DIRECTOR (906)	3	96.2607	16,685.20	200,222.36
EXEC	PUBLIC WORKS DIRECTOR (906)	4	101.1785	17,537.61	210,451.28
EXEC	PUBLIC WORKS DIRECTOR (906)	5	106.3497	18,433.96	221,207.48

1 **RESOLUTION NO. 2023-R 012**

2  
3 A RESOLUTION OF THE CITY COUNCIL OF THE CITY  
4 OF CULVER CITY, CALIFORNIA, ADOPTING THE  
5 CLASSIFICATION AND SALARY PLAN FOR CITY  
6 EMPLOYEES EFFECTIVE JANUARY 1, 2023

7 WHEREAS, California's minimum wage increased to \$15.50 per hour  
8 effective January 1, 2023, and Culver City's salary schedule has been updated to reflect  
9 this change.


10 NOW, THEREFORE, the City Council of the City of Culver City, DOES  
11 RESOLVE as follows

12 1. The Classification and Salary Plan, attached hereto as "Exhibit A"  
13 and incorporated herein by this reference, is hereby adopted effective January 1, 2023.

14 2. The Classification and Salary Plan attached hereto as "Exhibit A"  
15 shall supersede and replace all previously adopted salary plans for City employees.

16 3. The City Manager and Chief Financial Officer are hereby  
17 authorized to adjust and pay salaries of the City employees in accordance with the  
18 Classification and Salary Plan adopted and approved by this Resolution, effective  
19 January 1, 2023.

20 APPROVED and ADOPTED this 23rd day of 2023.

21  
22   
23 \_\_\_\_\_  
24 ALBERT VERA, Mayor  
City of Culver City, California

25 ATTEST:

26   
27 \_\_\_\_\_  
28 JEREMY BOCCHINO, City Clerk

APPROVED AS TO FORM:

26   
27 \_\_\_\_\_  
28 HEATHER S. BAKER, City Attorney

# Culver CITY

## Salary Schedule

Effective Date 01/01/2023

**Note:** For FIRE job titles, the printed hourly rates are for 40-hour employees. To determine the hourly rates for 56-hour employees, divide the annual rate by 2912. (Titles with two codes in parentheses indicate they are 40-hour & 56-hour positions. The first code is for 40-hr, the second one for 56-hr.)

Group	Title	Step	Hourly Rate	Monthly Rate	Annual Rate
NBNE	ADMIN INTERN (107)	1	15.6279	0.00	0.00
NBNE	ADMIN INTERN (107)	2	16.4093	0.00	0.00
NBNE	ADMIN INTERN (107)	3	17.2298	0.00	0.00
NBNE	AMBULANCE OPERATOR (116)	1	16.5375	0.00	0.00
NBNE	AMBULANCE OPERATOR (116)	2	17.3644	0.00	0.00
NBNE	AMBULANCE OPERATOR (116)	3	18.2326	0.00	0.00
NBNE	BUS OPERATOR TRAINEE (106)	1	19.1008	0.00	0.00
NBNE	CASHIER PLUNGE (101)	1	15.5001	0.00	0.00
NBNE	CASHIER PLUNGE (101)	2	16.2751	0.00	0.00
NBNE	CASHIER PLUNGE (101)	3	17.0888	0.00	0.00
NBNE	CONTRACT EMPLOYEE (199)	1	20.0000	0.00	0.00
NBNE	CONTRACT EMPLOYEE (199)	2	30.0000	0.00	0.00
NBNE	CONTRACT EMPLOYEE (199)	3	40.0000	0.00	0.00
NBNE	CONTRACT EMPLOYEE (199)	4	50.0000	0.00	0.00
NBNE	CONTRACT EMPLOYEE (199)	5	60.0000	0.00	0.00
NBNE	CONTRACT EMPLOYEE (199)	6	70.0000	0.00	0.00
NBNE	CONTRACT EMPLOYEE (199)	7	80.0000	0.00	0.00
NBNE	CONTRACT EMPLOYEE (199)	8	90.0000	0.00	0.00
NBNE	CONTRACT EMPLOYEE (199)	9	100.0000	0.00	0.00
NBNE	CONTRACT EMPLOYEE (199)	10	110.0000	0.00	0.00
NBNE	CONTRACT EMPLOYEE (199)	11	120.0000	0.00	0.00
NBNE	CONTRACT EMPLOYEE (199)	12	130.0000	0.00	0.00
NBNE	CROSSING GUARD (104)	1	15.7830	0.00	0.00
NBNE	GIS INTERN (111)	1	17.3644	0.00	0.00
NBNE	GIS INTERN (111)	2	18.2326	0.00	0.00
NBNE	GIS INTERN (111)	3	19.1442	0.00	0.00
NBNE	INSTRCTR/PPL/DISABILITIES (115)	1	23.8471	0.00	0.00
NBNE	LIFEGUARD (108)	1	20.0268	0.00	0.00
NBNE	LIFEGUARD (108)	2	20.9649	0.00	0.00
NBNE	LIFEGUARD (108)	3	21.9500	0.00	0.00
NBNE	LIFEGUARD SWIM INSTRUCTOR NB (110)	1	21.6823	0.00	0.00
NBNE	LIFEGUARD SWIM INSTRUCTOR NB (110)	2	22.7033	0.00	0.00
NBNE	LIFEGUARD SWIM INSTRUCTOR NB (110)	3	23.7752	0.00	0.00
NBNE	POOL MANAGER (113)	1	25.4203	0.00	0.00
NBNE	POOL MANAGER (113)	2	26.3405	0.00	0.00
NBNE	POOL MANAGER (113)	3	27.3068	0.00	0.00
NBNE	RECREATION LEADER I (103)	1	15.5001	0.00	0.00
NBNE	RECREATION LEADER I (103)	2	16.2751	0.00	0.00
NBNE	RECREATION LEADER I (103)	3	17.0888	0.00	0.00

## Salary Schedule

Effective Date 01/01/2023

**Note:** For FIRE job titles, the printed hourly rates are for 40-hour employees. To determine the hourly rates for 56-hour employees, divide the annual rate by 2912. (Titles with two codes in parentheses indicate they are 40-hour & 56-hour positions. The first code is for 40-hr, the second one for 56-hr.)

Group	Title	Step	Hourly Rate	Monthly Rate	Annual Rate
NBNE	RECREATION LEADER II (109)	1	18.0597	0.00	0.00
NBNE	RECREATION LEADER II (109)	2	18.9629	0.00	0.00
NBNE	RECREATION LEADER II (109)	3	19.9108	0.00	0.00
NBNE	RECREATION SPECIALIST (114)	1	23.8676	0.00	0.00
NBNE	RECREATION SPECIALIST (114)	2	25.0610	0.00	0.00
NBNE	RECREATION SPECIALIST (114)	3	26.3140	0.00	0.00
NBNE	SR RECREATION LEADER (112)	1	21.2462	0.00	0.00
NBNE	SR RECREATION LEADER (112)	2	22.3086	0.00	0.00
NBNE	SR RECREATION LEADER (112)	3	23.4240	0.00	0.00
NBNE	STUDENT WORKER I (100)	1	15.5000	0.00	0.00
NBNE	STUDENT WORKER I (100)	2	16.2749	0.00	0.00
NBNE	STUDENT WORKER I (100)	3	17.0887	0.00	0.00
NBNE	STUDENT WORKER II (102)	1	16.2749	0.00	0.00
NBNE	STUDENT WORKER II (102)	2	17.0887	0.00	0.00
NBNE	STUDENT WORKER II (102)	3	17.9431	0.00	0.00
NBNE	STUDENT WORKER III (105)	1	18.7713	0.00	0.00
NBNE	STUDENT WORKER III (105)	2	19.7099	0.00	0.00
NBNE	STUDENT WORKER III (105)	3	20.6953	0.00	0.00



**Culver CITY**  
**Salary Schedule**  
**Effective Date 03/13/2023**

**Note:** For FIRE job titles, the printed hourly rates are for 40-hour employees. To determine the hourly rates for 56-hour employees, divide the annual rate by 2912. (Titles with two codes in parentheses indicate they are 40-hour & 56-hour positions. The first code is for 40-hr, the second one for 56-hr.)

Group	Title	Step	Hourly Rate	Monthly Rate	Annual Rate
CCEA	ACCOUNT CLERK (205)	1	22.8290	3,957.03	47,484.32
CCEA	ACCOUNT CLERK (205)	2	23.9966	4,159.42	49,912.98
CCEA	ACCOUNT CLERK (205)	3	25.2229	4,371.97	52,463.58
CCEA	ACCOUNT CLERK (205)	4	26.5128	4,595.54	55,146.52
CCEA	ACCOUNT CLERK (205)	5	27.8699	4,830.78	57,969.34
CCEA	ACCOUNT CLERK-REG PT (205R)	1	22.8290	3,957.03	47,484.32
CCEA	ACCOUNT CLERK-REG PT (205R)	2	23.9966	4,159.42	49,912.98
CCEA	ACCOUNT CLERK-REG PT (205R)	3	25.2229	4,371.97	52,463.58
CCEA	ACCOUNTANT (419)	1	33.8060	5,859.71	70,316.48
CCEA	ACCOUNTANT (419)	2	35.5328	6,159.01	73,908.12
CCEA	ACCOUNTANT (419)	3	37.3485	6,473.74	77,684.88
CCEA	ACCOUNTANT (419)	4	39.2575	6,804.63	81,655.60
CCEA	ACCOUNTANT (419)	5	41.2636	7,152.36	85,828.34
CCEA	ACCOUNTANT II (428)	1	36.9774	6,409.41	76,912.94
CCEA	ACCOUNTANT II (428)	2	38.8673	6,736.99	80,843.88
CCEA	ACCOUNTANT II (428)	3	40.8532	7,081.23	84,974.76
CCEA	ACCOUNTANT II (428)	4	42.9411	7,443.13	89,317.54
CCEA	ACCOUNTANT II (428)	5	45.1359	7,823.55	93,882.62
CCEA	ACCOUNTING TECHNICIAN (223)	1	27.7307	4,806.66	57,679.96
CCEA	ACCOUNTING TECHNICIAN (223)	2	29.1227	5,047.94	60,575.32
CCEA	ACCOUNTING TECHNICIAN (223)	3	30.5986	5,303.76	63,645.14
CCEA	ACCOUNTING TECHNICIAN (223)	4	32.1622	5,574.79	66,897.48
CCEA	ACCOUNTING TECHNICIAN (223)	5	33.8060	5,859.71	70,316.48
CCEA	ADMIN CLERK (207)	1	22.6021	3,917.70	47,012.42
CCEA	ADMIN CLERK (207)	2	23.7578	4,118.01	49,416.12
CCEA	ADMIN CLERK (207)	3	24.9719	4,328.46	51,941.50
CCEA	ADMIN CLERK (207)	4	26.2490	4,549.83	54,597.92
CCEA	ADMIN CLERK (207)	5	27.5927	4,782.74	57,392.92
CCEA	ADMIN CLERK-REG PT (207R)	1	22.6021	3,917.70	47,012.42
CCEA	ADMIN CLERK-REG PT (207R)	2	23.7578	4,118.01	49,416.12
CCEA	ADMIN CLERK-REG PT (207R)	3	24.9719	4,328.46	51,941.50
CCEA	ADMIN SECRETARY (222)	1	27.5927	4,782.74	57,392.92
CCEA	ADMIN SECRETARY (222)	2	28.9798	5,023.16	60,277.88
CCEA	ADMIN SECRETARY (222)	3	30.4463	5,277.35	63,328.20
CCEA	ADMIN SECRETARY (222)	4	32.0027	5,547.14	66,565.72
CCEA	ADMIN SECRETARY (222)	5	33.6369	5,830.39	69,964.70
CCEA	ANIMAL SERVICES OFFICER (307)	1	26.2490	4,549.83	54,597.92
CCEA	ANIMAL SERVICES OFFICER (307)	2	27.5927	4,782.74	57,392.92
CCEA	ANIMAL SERVICES OFFICER (307)	3	28.9798	5,023.16	60,277.88
CCEA	ANIMAL SERVICES OFFICER (307)	4	30.4463	5,277.35	63,328.20
CCEA	ANIMAL SERVICES OFFICER (307)	5	32.0027	5,547.14	66,565.72



# Culver CITY

## Salary Schedule

Effective Date 03/13/2023

Group	Title	Step	Hourly Rate	Monthly Rate	Annual Rate
CCEA	ASSISTANT ENGINEER (425)	1	36.5887	6,342.05	76,104.60
CCEA	ASSISTANT ENGINEER (425)	2	38.4582	6,666.10	79,993.16
CCEA	ASSISTANT ENGINEER (425)	3	40.4226	7,006.59	84,079.06
CCEA	ASSISTANT ENGINEER (425)	4	42.4889	7,364.74	88,376.86
CCEA	ASSISTANT ENGINEER (425)	5	44.6595	7,740.98	92,891.76
CCEA	ASSISTANT PLANNER (420)	1	34.1444	5,918.36	71,020.30
CCEA	ASSISTANT PLANNER (420)	2	35.8891	6,220.78	74,649.38
CCEA	ASSISTANT PLANNER (420)	3	37.7226	6,538.59	78,463.06
CCEA	ASSISTANT PLANNER (420)	4	39.6510	6,872.84	82,474.08
CCEA	ASSISTANT PLANNER (420)	5	41.6764	7,223.91	86,686.86
CCEA	ASSOC ANL Y-RATE (495)	1	39.1041	6,778.05	81,336.58
CCEA	ASSOCIATE ANALYST (415)	1	33.1378	5,743.88	68,926.52
CCEA	ASSOCIATE ANALYST (415)	2	34.8308	6,037.33	72,447.96
CCEA	ASSOCIATE ANALYST (415)	3	36.6115	6,345.99	76,151.92
CCEA	ASSOCIATE ANALYST (415)	4	38.4822	6,670.26	80,043.08
CCEA	ASSOCIATE ANALYST (415)	5	40.4478	7,010.94	84,131.32
CCEA	ASSOCIATE ENGINEER (439)	1	43.7802	7,588.58	91,062.92
CCEA	ASSOCIATE ENGINEER (439)	2	46.0167	7,976.24	95,714.84
CCEA	ASSOCIATE ENGINEER (439)	3	48.3686	8,383.90	100,606.74
CCEA	ASSOCIATE ENGINEER (439)	4	50.8392	8,812.14	105,745.64
CCEA	ASSOCIATE ENGINEER (439)	5	53.4384	9,262.65	111,151.82
CCEA	ASSOCIATE PLANNER (431)	1	39.2575	6,804.63	81,655.60
CCEA	ASSOCIATE PLANNER (431)	2	41.2636	7,152.36	85,828.34
CCEA	ASSOCIATE PLANNER (431)	3	43.3720	7,517.81	90,213.76
CCEA	ASSOCIATE PLANNER (431)	4	45.5882	7,901.96	94,823.56
CCEA	ASSOCIATE PLANNER (431)	5	47.9174	8,305.68	99,668.14
CCEA	AUDIO VISUAL OP/ANALYST-REG PT (455R)	1	41.2636	7,152.36	85,828.34
CCEA	AUDIO VISUAL OP/ANALYST-REG PT (455R)	2	43.3720	7,517.81	90,213.76
CCEA	AUDIO VISUAL OP/ANALYST-REG PT (455R)	3	45.5882	7,901.96	94,823.56
CCEA	AUTOMATED ENFORCEMENT TECH (219)	1	26.2490	4,549.83	54,597.92
CCEA	AUTOMATED ENFORCEMENT TECH (219)	2	27.5927	4,782.74	57,392.92
CCEA	AUTOMATED ENFORCEMENT TECH (219)	3	28.9798	5,023.16	60,277.88
CCEA	AUTOMATED ENFORCEMENT TECH (219)	4	30.4463	5,277.35	63,328.20
CCEA	AUTOMATED ENFORCEMENT TECH (219)	5	32.0027	5,547.14	66,565.72
CCEA	BICYCLE/PEDESTRIAN COORD (456)	1	43.7802	7,588.58	91,062.92
CCEA	BICYCLE/PEDESTRIAN COORD (456)	2	46.0167	7,976.24	95,714.84
CCEA	BICYCLE/PEDESTRIAN COORD (456)	3	48.3686	8,383.90	100,606.74
CCEA	BICYCLE/PEDESTRIAN COORD (456)	4	50.8392	8,812.14	105,745.64
CCEA	BICYCLE/PEDESTRIAN COORD (456)	5	53.4384	9,262.65	111,151.82
CCEA	BUILDING AND SAFETY INSPECTOR (327)	1	33.1378	5,743.88	68,926.52

**Culver CITY**  
**Salary Schedule**  
**Effective Date 03/13/2023**

**Note:** For FIRE job titles, the printed hourly rates are for 40-hour employees. To determine the hourly rates for 56-hour employees, divide the annual rate by 2912. (Titles with two codes in parentheses indicate they are 40-hour & 56-hour positions. The first code is for 40-hr, the second one for 56-hr.)

Group	Title	Step	Hourly Rate	Monthly Rate	Annual Rate
CCEA	BUILDING AND SAFETY INSPECTOR (327)	2	34.8308	6,037.33	72,447.96
CCEA	BUILDING AND SAFETY INSPECTOR (327)	3	36.6115	6,345.99	76,151.92
CCEA	BUILDING AND SAFETY INSPECTOR (327)	4	38.4822	6,670.26	80,043.08
CCEA	BUILDING AND SAFETY INSPECTOR (327)	5	40.4478	7,010.94	84,131.32
CCEA	BUILDING ENGINEER (433)	1	40.8532	7,081.23	84,974.76
CCEA	BUILDING ENGINEER (433)	2	42.9411	7,443.13	89,317.54
CCEA	BUILDING ENGINEER (433)	3	45.1359	7,823.55	93,882.62
CCEA	BUILDING ENGINEER (433)	4	47.4422	8,223.32	98,679.88
CCEA	BUILDING ENGINEER (433)	5	49.8661	8,643.46	103,721.54
CCEA	BUS OPERATOR (305)	0	23.1734	4,016.72	48,200.62
CCEA	BUS OPERATOR (305)	1	25.6022	4,437.72	53,252.68
CCEA	BUS OPERATOR (305)	2	26.9123	4,664.79	55,977.48
CCEA	BUS OPERATOR (305)	3	28.2826	4,902.32	58,827.86
CCEA	BUS OPERATOR (305)	4	29.6975	5,147.57	61,770.80
CCEA	BUS OPERATOR (305)	5	31.2155	5,410.69	64,928.24
CCEA	BUS OPERATOR-REG PT (305R)	1	20.9728	3,635.28	43,623.32
CCEA	BUS OPERATOR-REG PT (305R)	2	22.0443	3,821.00	45,852.04
CCEA	BUS OPERATOR-REG PT (305R)	3	23.1734	4,016.72	48,200.62
CCEA	BUSINESS TAX INSPECTOR (224)	1	27.8699	4,830.78	57,969.34
CCEA	BUSINESS TAX INSPECTOR (224)	2	29.2654	5,072.67	60,871.98
CCEA	BUSINESS TAX INSPECTOR (224)	3	30.7509	5,330.15	63,961.82
CCEA	BUSINESS TAX INSPECTOR (224)	4	32.3228	5,602.61	67,231.32
CCEA	BUSINESS TAX INSPECTOR (224)	5	33.9741	5,888.85	70,666.18
CCEA	BUYER (434)	1	41.0585	7,116.81	85,401.68
CCEA	BUYER (434)	2	43.1562	7,480.42	89,765.00
CCEA	BUYER (434)	3	45.3616	7,862.68	94,352.18
CCEA	BUYER (434)	4	47.6798	8,264.49	99,173.88
CCEA	BUYER (434)	5	50.1156	8,686.71	104,240.50
CCEA	CASE MGR-MNTL HLTH/SUB/DISPTCH (460)	1	33.3033	5,772.56	69,270.76
CCEA	CASE MGR-MNTL HLTH/SUB/DISPTCH (460)	2	35.0047	6,067.49	72,809.88
CCEA	CASE MGR-MNTL HLTH/SUB/DISPTCH (460)	3	36.7939	6,377.61	76,531.26
CCEA	CASE MGR-MNTL HLTH/SUB/DISPTCH (460)	4	38.6742	6,703.54	80,442.44
CCEA	CASE MGR-MNTL HLTH/SUB/DISPTCH (460)	5	40.6505	7,046.09	84,553.04
CCEA	CEMENT FINISHER (314)	1	28.4196	4,926.07	59,112.82
CCEA	CEMENT FINISHER (314)	2	29.8451	5,173.16	62,077.86
CCEA	CEMENT FINISHER (314)	3	31.3702	5,437.51	65,250.12
CCEA	CEMENT FINISHER (314)	4	32.9734	5,715.39	68,584.62
CCEA	CEMENT FINISHER (314)	5	34.6581	6,007.41	72,088.90
CCEA	CITY CLERK SPECIALIST (452)	1	31.5263	5,464.55	65,574.60
CCEA	CITY CLERK SPECIALIST (452)	2	33.1378	5,743.88	68,926.52
CCEA	CITY CLERK SPECIALIST (452)	3	34.8308	6,037.33	72,447.96

**Culver CITY**  
**Salary Schedule**  
**Effective Date 03/13/2023**

**Note:** For FIRE job titles, the printed hourly rates are for 40-hour employees. To determine the hourly rates for 56-hour employees, divide the annual rate by 2912. (Titles with two codes in parentheses indicate they are 40-hour & 56-hour positions. The first code is for 40-hr, the second one for 56-hr.)

Group	Title	Step	Hourly Rate	Monthly Rate	Annual Rate
CCEA	CITY CLERK SPECIALIST (452)	4	36.6115	6,345.99	76,151.92
CCEA	CITY CLERK SPECIALIST (452)	5	38.4822	6,670.26	80,043.08
CCEA	CLAIMS/SAFETY TECHNICIAN (402)	1	31.5263	5,464.55	65,574.60
CCEA	CLAIMS/SAFETY TECHNICIAN (402)	2	33.1378	5,743.88	68,926.52
CCEA	CLAIMS/SAFETY TECHNICIAN (402)	3	34.8308	6,037.33	72,447.96
CCEA	CLAIMS/SAFETY TECHNICIAN (402)	4	36.6115	6,345.99	76,151.92
CCEA	CLAIMS/SAFETY TECHNICIAN (402)	5	38.4822	6,670.26	80,043.08
CCEA	CLERK (200)	1	18.2326	3,160.32	37,923.86
CCEA	CLERK (200)	2	19.1645	3,321.85	39,862.16
CCEA	CLERK (200)	3	20.1447	3,491.76	41,901.08
CCEA	CLERK (200)	4	21.1756	3,670.44	44,045.30
CCEA	CLERK (200)	5	22.2570	3,857.88	46,294.56
CCEA	CLERK TYPIST (202)	1	19.4608	3,373.20	40,478.36
CCEA	CLERK TYPIST (202)	2	20.4567	3,545.84	42,550.04
CCEA	CLERK TYPIST (202)	3	21.5019	3,726.99	44,723.90
CCEA	CLERK TYPIST (202)	4	22.6021	3,917.70	47,012.42
CCEA	CLERK TYPIST (202)	5	23.7578	4,118.01	49,416.12
CCEA	CLERK TYPIST-REG PT (202R)	1	19.4608	3,373.20	40,478.36
CCEA	CLERK TYPIST-REG PT (202R)	2	20.4567	3,545.84	42,550.04
CCEA	CLERK TYPIST-REG PT (202R)	3	21.5019	3,726.99	44,723.90
CCEA	CLERK-REG PT (200R)	1	18.2326	3,160.32	37,923.86
CCEA	CLERK-REG PT (200R)	2	19.1645	3,321.85	39,862.16
CCEA	CLERK-REG PT (200R)	3	20.1447	3,491.76	41,901.08
CCEA	COACH CLEANER (231)	1	21.1825	3,671.63	44,059.60
CCEA	COACH CLEANER (231)	2	22.2661	3,859.46	46,313.54
CCEA	COACH CLEANER (231)	3	23.4050	4,056.87	48,682.40
CCEA	COACH CLEANER (231)	4	24.6012	4,264.22	51,170.60
CCEA	COACH CLEANER (231)	5	25.8588	4,482.18	53,786.20
CCEA	CODE ENFORCEMENT ANALYST (429)	1	38.1020	6,604.35	79,252.16
CCEA	CODE ENFORCEMENT ANALYST (429)	2	40.0483	6,941.70	83,300.36
CCEA	CODE ENFORCEMENT ANALYST (429)	3	42.0953	7,296.51	87,558.12
CCEA	CODE ENFORCEMENT ANALYST (429)	4	44.2457	7,669.26	92,031.16
CCEA	CODE ENFORCEMENT ANALYST (429)	5	46.5077	8,061.34	96,736.12
CCEA	CODE ENFORCEMENT OFFICER (228)	1	30.9008	5,356.13	64,273.56
CCEA	CODE ENFORCEMENT OFFICER (228)	2	32.4799	5,629.85	67,558.14
CCEA	CODE ENFORCEMENT OFFICER (228)	3	34.1395	5,917.51	71,010.16
CCEA	CODE ENFORCEMENT OFFICER (228)	4	35.8838	6,219.85	74,638.20
CCEA	CODE ENFORCEMENT OFFICER (228)	5	37.7169	6,537.59	78,451.10
CCEA	COMM SVCS OFFICER-REG PT (201R)	1	18.1480	3,145.65	37,747.84
CCEA	COMM SVCS OFFICER-REG PT (201R)	2	19.0756	3,306.44	39,677.30

**Culver CITY**  
**Salary Schedule**  
**Effective Date 03/13/2023**

**Note:** For FIRE job titles, the printed hourly rates are for 40-hour employees. To determine the hourly rates for 56-hour employees, divide the annual rate by 2912. (Titles with two codes in parentheses indicate they are 40-hour & 56-hour positions. The first code is for 40-hr, the second one for 56-hr.)

Group	Title	Step	Hourly Rate	Monthly Rate	Annual Rate
CCEA	COMM SVCS OFFICER-REG PT (201R)	3	20.0511	3,475.53	41,706.34
CCEA	COMMUNICATION SUPERVISOR (453)	1	44.0610	7,637.24	91,646.88
CCEA	COMMUNICATION SUPERVISOR (453)	2	46.3137	8,027.72	96,332.60
CCEA	COMMUNICATION SUPERVISOR (453)	3	48.6800	8,437.87	101,254.40
CCEA	COMMUNICATION SUPERVISOR (453)	4	51.1664	8,868.84	106,426.06
CCEA	COMMUNICATION SUPERVISOR (453)	5	53.7819	9,322.19	111,866.30
CCEA	COMMUNICATIONS TECHNICIAN (333)	1	38.3140	6,641.09	79,693.12
CCEA	COMMUNICATIONS TECHNICIAN (333)	2	40.2728	6,980.61	83,767.32
CCEA	COMMUNICATIONS TECHNICIAN (333)	3	42.3304	7,337.27	88,047.18
CCEA	COMMUNICATIONS TECHNICIAN (333)	4	44.4925	7,712.03	92,544.40
CCEA	COMMUNICATIONS TECHNICIAN (333)	5	46.7668	8,106.24	97,274.84
CCEA	COMPUTER PROGRAMMER (422)	1	35.0047	6,067.49	72,809.88
CCEA	COMPUTER PROGRAMMER (422)	2	36.7939	6,377.61	76,531.26
CCEA	COMPUTER PROGRAMMER (422)	3	38.6742	6,703.54	80,442.44
CCEA	COMPUTER PROGRAMMER (422)	4	40.6505	7,046.09	84,553.04
CCEA	COMPUTER PROGRAMMER (422)	5	42.7277	7,406.14	88,873.72
CCEA	CUSTODIAN (203)	1	19.7548	3,424.16	41,089.88
CCEA	CUSTODIAN (203)	2	20.7640	3,599.09	43,189.12
CCEA	CUSTODIAN (203)	3	21.8259	3,783.15	45,397.82
CCEA	CUSTODIAN (203)	4	22.9428	3,976.74	47,720.92
CCEA	CUSTODIAN (203)	5	24.1154	4,180.00	50,159.98
CCEA	CUSTODIAN-REG PT (203R)	1	19.7548	3,424.16	41,089.88
CCEA	CUSTODIAN-REG PT (203R)	2	20.7640	3,599.09	43,189.12
CCEA	CUSTODIAN-REG PT (203R)	3	21.8259	3,783.15	45,397.82
CCEA	ELEC FLEET SVCS TECH (338)	1	32.9932	5,718.83	68,625.96
CCEA	ELEC FLEET SVCS TECH (338)	2	34.6788	6,010.98	72,131.80
CCEA	ELEC FLEET SVCS TECH (338)	3	36.4515	6,318.26	75,819.12
CCEA	ELEC FLEET SVCS TECH (338)	4	38.3140	6,641.09	79,693.12
CCEA	ELEC FLEET SVCS TECH (338)	5	40.2728	6,980.61	83,767.32
CCEA	ELECTRICAL MAINT CREWLEADER (337)	1	41.0149	7,109.25	85,310.94
CCEA	ELECTRICAL MAINT CREWLEADER (337)	2	43.1115	7,472.66	89,671.92
CCEA	ELECTRICAL MAINT CREWLEADER (337)	3	45.3140	7,854.43	94,253.12
CCEA	ELECTRICAL MAINT CREWLEADER (337)	4	47.6297	8,255.82	99,069.88
CCEA	ELECTRICAL MAINT CREWLEADER (337)	5	50.0638	8,677.72	104,132.60
CCEA	ENGINEERING DRAWING & DOC TECH (432)	1	39.2575	6,804.63	81,655.60
CCEA	ENGINEERING DRAWING & DOC TECH (432)	2	41.2636	7,152.36	85,828.34
CCEA	ENGINEERING DRAWING & DOC TECH (432)	3	43.3720	7,517.81	90,213.76
CCEA	ENGINEERING DRAWING & DOC TECH (432)	4	45.5882	7,901.96	94,823.56
CCEA	ENGINEERING DRAWING & DOC TECH (432)	5	47.9174	8,305.68	99,668.14
CCEA	ENGINEERING TECHNICIAN (406)	1	30.5986	5,303.76	63,645.14

**Culver CITY**  
**Salary Schedule**  
**Effective Date 03/13/2023**

**Note:** For FIRE job titles, the printed hourly rates are for 40-hour employees. To determine the hourly rates for 56-hour employees, divide the annual rate by 2912. (Titles with two codes in parentheses indicate they are 40-hour & 56-hour positions. The first code is for 40-hr, the second one for 56-hr.)

Group	Title	Step	Hourly Rate	Monthly Rate	Annual Rate
CCEA	ENGINEERING TECHNICIAN (406)	2	32.1622	5,574.79	66,897.48
CCEA	ENGINEERING TECHNICIAN (406)	3	33.8060	5,859.71	70,316.48
CCEA	ENGINEERING TECHNICIAN (406)	4	35.5328	6,159.01	73,908.12
CCEA	ENGINEERING TECHNICIAN (406)	5	37.3485	6,473.74	77,684.88
CCEA	ENVIRONMENTAL COMPLIANCE INSP (451)	1	33.3033	5,772.56	69,270.76
CCEA	ENVIRONMENTAL COMPLIANCE INSP (451)	2	35.0047	6,067.49	72,809.88
CCEA	ENVIRONMENTAL COMPLIANCE INSP (451)	3	36.7939	6,377.61	76,531.26
CCEA	ENVIRONMENTAL COMPLIANCE INSP (451)	4	38.6742	6,703.54	80,442.44
CCEA	ENVIRONMENTAL COMPLIANCE INSP (451)	5	40.6505	7,046.09	84,553.04
CCEA	FACILITIES LEADWORKER (332)	1	34.8308	6,037.33	72,447.96
CCEA	FACILITIES LEADWORKER (332)	2	36.6115	6,345.99	76,151.92
CCEA	FACILITIES LEADWORKER (332)	3	38.4822	6,670.26	80,043.08
CCEA	FACILITIES LEADWORKER (332)	4	40.4478	7,010.94	84,131.32
CCEA	FACILITIES LEADWORKER (332)	5	42.5152	7,369.31	88,431.72
CCEA	FACILITIES MAINT CREW LEADER (322)	1	31.5263	5,464.55	65,574.60
CCEA	FACILITIES MAINT CREW LEADER (322)	2	33.1378	5,743.88	68,926.52
CCEA	FACILITIES MAINT CREW LEADER (322)	3	34.8308	6,037.33	72,447.96
CCEA	FACILITIES MAINT CREW LEADER (322)	4	36.6115	6,345.99	76,151.92
CCEA	FACILITIES MAINT CREW LEADER (322)	5	38.4822	6,670.26	80,043.08
CCEA	FACILITIES MAINTENANCE WORKER (303)	1	25.4749	4,415.65	52,987.74
CCEA	FACILITIES MAINTENANCE WORKER (303)	2	26.7778	4,641.48	55,697.72
CCEA	FACILITIES MAINTENANCE WORKER (303)	3	28.1483	4,879.03	58,548.36
CCEA	FACILITIES MAINTENANCE WORKER (303)	4	29.5524	5,122.41	61,468.94
CCEA	FACILITIES MAINTENANCE WORKER (303)	5	31.0594	5,383.63	64,603.50
CCEA	FIRE PREVENTION SPECIALIST (437)	1	42.3472	7,340.19	88,082.28
CCEA	FIRE PREVENTION SPECIALIST (437)	2	44.5119	7,715.39	92,584.70
CCEA	FIRE PREVENTION SPECIALIST (437)	3	46.7859	8,109.55	97,314.62
CCEA	FIRE PREVENTION SPECIALIST (437)	4	49.1775	8,524.10	102,289.20
CCEA	FIRE PREVENTION SPECIALIST (437)	5	51.6899	8,959.58	107,514.94
CCEA	FIRE PREVENTION SPECIALIST-REG PT (437R)	1	42.3472	7,340.19	88,082.28
CCEA	FIRE PREVENTION SPECIALIST-REG PT (437R)	2	44.5119	7,715.39	92,584.70
CCEA	FIRE PREVENTION SPECIALIST-REG PT (437R)	3	46.7859	8,109.55	97,314.62
CCEA	FLEET SERVICES ASSISTANT (210)	1	22.8290	3,957.03	47,484.32
CCEA	FLEET SERVICES ASSISTANT (210)	2	23.9966	4,159.42	49,912.98
CCEA	FLEET SERVICES ASSISTANT (210)	3	25.2229	4,371.97	52,463.58
CCEA	FLEET SERVICES ASSISTANT (210)	4	26.5128	4,595.54	55,146.52
CCEA	FLEET SERVICES ASSISTANT (210)	5	27.8699	4,830.78	57,969.34
CCEA	FLEET SERVICES ASSISTANT-REG PT (210R)	1	22.8290	3,957.03	47,484.32
CCEA	FLEET SERVICES ASSISTANT-REG PT (210R)	2	23.9966	4,159.42	49,912.98

**Culver CITY**  
**Salary Schedule**  
**Effective Date 03/13/2023**

**Note:** For FIRE job titles, the printed hourly rates are for 40-hour employees. To determine the hourly rates for 56-hour employees, divide the annual rate by 2912. (Titles with two codes in parentheses indicate they are 40-hour & 56-hour positions. The first code is for 40-hr, the second one for 56-hr.)

Group	Title	Step	Hourly Rate	Monthly Rate	Annual Rate
CCEA	FLEET SERVICES ASSISTANT-REG PT (210R)	3	25.2229	4,371.97	52,463.58
CCEA	FLEET SERVICES SUPERVISOR (427)	1	37.5298	6,505.16	78,061.88
CCEA	FLEET SERVICES SUPERVISOR (427)	2	39.4478	6,837.61	82,051.32
CCEA	FLEET SERVICES SUPERVISOR (427)	3	41.4635	7,187.01	86,244.08
CCEA	FLEET SERVICES SUPERVISOR (427)	4	43.5824	7,554.28	90,651.34
CCEA	FLEET SERVICES SUPERVISOR (427)	5	45.8098	7,940.36	95,284.28
CCEA	FLEET SERVICES TECHNICIAN (309)	1	26.3796	4,572.47	54,869.62
CCEA	FLEET SERVICES TECHNICIAN (309)	2	27.7307	4,806.66	57,679.96
CCEA	FLEET SERVICES TECHNICIAN (309)	3	29.1227	5,047.94	60,575.32
CCEA	FLEET SERVICES TECHNICIAN (309)	4	30.5986	5,303.76	63,645.14
CCEA	FLEET SERVICES TECHNICIAN (309)	5	32.1622	5,574.79	66,897.48
CCEA	FORENSIC SPECIALIST (335)	1	37.1635	6,441.67	77,300.08
CCEA	FORENSIC SPECIALIST (335)	2	39.0619	6,770.73	81,248.70
CCEA	FORENSIC SPECIALIST (335)	3	41.0585	7,116.81	85,401.68
CCEA	FORENSIC SPECIALIST (335)	4	43.1562	7,480.42	89,765.00
CCEA	FORENSIC SPECIALIST (335)	5	45.3616	7,862.68	94,352.18
CCEA	GIS ANALYST (438)	1	43.3720	7,517.81	90,213.76
CCEA	GIS ANALYST (438)	2	45.5882	7,901.96	94,823.56
CCEA	GIS ANALYST (438)	3	47.9174	8,305.68	99,668.14
CCEA	GIS ANALYST (438)	4	50.3666	8,730.22	104,762.58
CCEA	GIS ANALYST (438)	5	52.9403	9,176.31	110,115.72
CCEA	GIS TECHNICIAN (424)	1	36.0692	6,252.00	75,024.04
CCEA	GIS TECHNICIAN (424)	2	37.9122	6,571.46	78,857.48
CCEA	GIS TECHNICIAN (424)	3	39.8490	6,907.16	82,885.92
CCEA	GIS TECHNICIAN (424)	4	41.8852	7,260.11	87,121.32
CCEA	GIS TECHNICIAN (424)	5	44.0260	7,631.17	91,574.08
CCEA	GRAPHIC SERVICES ASSISTANT (209)	1	22.7138	3,937.05	47,244.60
CCEA	GRAPHIC SERVICES ASSISTANT (209)	2	23.8765	4,138.59	49,663.12
CCEA	GRAPHIC SERVICES ASSISTANT (209)	3	25.0970	4,350.15	52,201.76
CCEA	GRAPHIC SERVICES ASSISTANT (209)	4	26.3796	4,572.47	54,869.62
CCEA	GRAPHIC SERVICES ASSISTANT (209)	5	27.7307	4,806.66	57,679.96
CCEA	GRAPHIC SERVICES SUPERVISOR (413)	1	32.3228	5,602.61	67,231.32
CCEA	GRAPHIC SERVICES SUPERVISOR (413)	2	33.9741	5,888.85	70,666.18
CCEA	GRAPHIC SERVICES SUPERVISOR (413)	3	35.7103	6,189.78	74,277.32
CCEA	GRAPHIC SERVICES SUPERVISOR (413)	4	37.5354	6,506.13	78,073.58
CCEA	GRAPHIC SERVICES SUPERVISOR (413)	5	39.4529	6,838.50	82,061.98
CCEA	HEAVY EQUIPMENT OPERATOR (313)	1	27.8699	4,830.78	57,969.34
CCEA	HEAVY EQUIPMENT OPERATOR (313)	2	29.2654	5,072.67	60,871.98
CCEA	HEAVY EQUIPMENT OPERATOR (313)	3	30.7509	5,330.15	63,961.82
CCEA	HEAVY EQUIPMENT OPERATOR (313)	4	32.3228	5,602.61	67,231.32
CCEA	HEAVY EQUIPMENT OPERATOR (313)	5	33.9741	5,888.85	70,666.18

**Culver CITY**  
**Salary Schedule**  
**Effective Date 03/13/2023**

**Note:** For FIRE job titles, the printed hourly rates are for 40-hour employees. To determine the hourly rates for 56-hour employees, divide the annual rate by 2912. (Titles with two codes in parentheses indicate they are 40-hour & 56-hour positions. The first code is for 40-hr, the second one for 56-hr.)

Group	Title	Step	Hourly Rate	Monthly Rate	Annual Rate
CCEA	HEAVY EQUIPMENT OPERATOR-REG PT (313R)	1	27.8699	4,830.78	57,969.34
CCEA	HEAVY EQUIPMENT OPERATOR-REG PT (313R)	2	29.2654	5,072.67	60,871.98
CCEA	HEAVY EQUIPMENT OPERATOR-REG PT (313R)	3	30.7509	5,330.15	63,961.82
CCEA	HEAVY TRUCK DRIVER (312)	1	26.7778	4,641.48	55,697.72
CCEA	HEAVY TRUCK DRIVER (312)	2	28.1483	4,879.03	58,548.36
CCEA	HEAVY TRUCK DRIVER (312)	3	29.5524	5,122.41	61,468.94
CCEA	HEAVY TRUCK DRIVER (312)	4	31.0594	5,383.63	64,603.50
CCEA	HEAVY TRUCK DRIVER (312)	5	32.6468	5,658.77	67,905.24
CCEA	HEAVY TRUCK DRIVER-REG PT (312R)	1	26.7778	4,641.48	55,697.72
CCEA	HEAVY TRUCK DRIVER-REG PT (312R)	2	28.1483	4,879.03	58,548.36
CCEA	HEAVY TRUCK DRIVER-REG PT (312R)	3	29.5524	5,122.41	61,468.94
CCEA	HOUSING ASSISTANT (409)	1	30.7509	5,330.15	63,961.82
CCEA	HOUSING ASSISTANT (409)	2	32.3228	5,602.61	67,231.32
CCEA	HOUSING ASSISTANT (409)	3	33.9741	5,888.85	70,666.18
CCEA	HOUSING ASSISTANT (409)	4	35.7103	6,189.78	74,277.32
CCEA	HOUSING ASSISTANT (409)	5	37.5354	6,506.13	78,073.58
CCEA	HOUSING SPECIALIST (426)	1	36.6115	6,345.99	76,151.92
CCEA	HOUSING SPECIALIST (426)	2	38.4822	6,670.26	80,043.08
CCEA	HOUSING SPECIALIST (426)	3	40.4478	7,010.94	84,131.32
CCEA	HOUSING SPECIALIST (426)	4	42.5152	7,369.31	88,431.72
CCEA	HOUSING SPECIALIST (426)	5	44.6882	7,745.96	92,951.56
CCEA	HUMAN RESOURCES ASSOCIATE (410)	1	34.6788	6,010.98	72,131.80
CCEA	HUMAN RESOURCES ASSOCIATE (410)	2	36.4515	6,318.26	75,819.12
CCEA	HUMAN RESOURCES ASSOCIATE (410)	3	38.3140	6,641.09	79,693.12
CCEA	HUMAN RESOURCES ASSOCIATE (410)	4	40.2728	6,980.61	83,767.32
CCEA	HUMAN RESOURCES ASSOCIATE (410)	5	42.3304	7,337.27	88,047.18
CCEA	HUMAN RESOURCES TECHNICIAN (411)	1	31.5263	5,464.55	65,574.60
CCEA	HUMAN RESOURCES TECHNICIAN (411)	2	33.1378	5,743.88	68,926.52
CCEA	HUMAN RESOURCES TECHNICIAN (411)	3	34.8308	6,037.33	72,447.96
CCEA	HUMAN RESOURCES TECHNICIAN (411)	4	36.6115	6,345.99	76,151.92
CCEA	HUMAN RESOURCES TECHNICIAN (411)	5	38.4822	6,670.26	80,043.08
CCEA	HVAC MAINTENANCE WORKER (326)	1	32.6468	5,658.77	67,905.24
CCEA	HVAC MAINTENANCE WORKER (326)	2	34.3148	5,947.89	71,374.68
CCEA	HVAC MAINTENANCE WORKER (326)	3	36.0692	6,252.00	75,024.04
CCEA	HVAC MAINTENANCE WORKER (326)	4	37.9122	6,571.46	78,857.48
CCEA	HVAC MAINTENANCE WORKER (326)	5	39.8490	6,907.16	82,885.92
CCEA	HVAC TECHNICIAN (339)	1	34.2791	5,941.72	71,300.58
CCEA	HVAC TECHNICIAN (339)	2	36.0238	6,244.12	74,929.40
CCEA	HVAC TECHNICIAN (339)	3	37.8726	6,564.59	78,775.06

**Culver CITY**  
**Salary Schedule**  
**Effective Date 03/13/2023**

**Note:** For FIRE job titles, the printed hourly rates are for 40-hour employees. To determine the hourly rates for 56-hour employees, divide the annual rate by 2912. (Titles with two codes in parentheses indicate they are 40-hour & 56-hour positions. The first code is for 40-hr, the second one for 56-hr.)

Group	Title	Step	Hourly Rate	Monthly Rate	Annual Rate
CCEA	HVAC TECHNICIAN (339)	4	39.8078	6,900.01	82,800.12
CCEA	HVAC TECHNICIAN (339)	5	41.8415	7,252.53	87,030.32
CCEA	INFORMATION SYSTEMS ANALYST (435)	1	41.2636	7,152.36	85,828.34
CCEA	INFORMATION SYSTEMS ANALYST (435)	2	43.3720	7,517.81	90,213.76
CCEA	INFORMATION SYSTEMS ANALYST (435)	3	45.5882	7,901.96	94,823.56
CCEA	INFORMATION SYSTEMS ANALYST (435)	4	47.9174	8,305.68	99,668.14
CCEA	INFORMATION SYSTEMS ANALYST (435)	5	50.3666	8,730.22	104,762.58
CCEA	INFORMATION TECHNOLOGY ANALYST (418)	1	33.4701	5,801.49	69,617.86
CCEA	INFORMATION TECHNOLOGY ANALYST (418)	2	35.1801	6,097.89	73,174.66
CCEA	INFORMATION TECHNOLOGY ANALYST (418)	3	36.9774	6,409.41	76,912.94
CCEA	INFORMATION TECHNOLOGY ANALYST (418)	4	38.8673	6,736.99	80,843.88
CCEA	INFORMATION TECHNOLOGY ANALYST (418)	5	40.8532	7,081.23	84,974.76
CCEA	IRRIGATION MAINTENANCE TECHNIC (304)	1	25.4749	4,415.65	52,987.74
CCEA	IRRIGATION MAINTENANCE TECHNIC (304)	2	26.7778	4,641.48	55,697.72
CCEA	IRRIGATION MAINTENANCE TECHNIC (304)	3	28.1483	4,879.03	58,548.36
CCEA	IRRIGATION MAINTENANCE TECHNIC (304)	4	29.5524	5,122.41	61,468.94
CCEA	IRRIGATION MAINTENANCE TECHNIC (304)	5	31.0594	5,383.63	64,603.50
CCEA	JAILER (218)	1	25.4749	4,415.65	52,987.74
CCEA	JAILER (218)	2	26.7778	4,641.48	55,697.72
CCEA	JAILER (218)	3	28.1483	4,879.03	58,548.36
CCEA	JAILER (218)	4	29.5524	5,122.41	61,468.94
CCEA	JAILER (218)	5	31.0594	5,383.63	64,603.50
CCEA	JAILER - Y-RATE (297)	1	32.3439	5,606.27	67,275.26
CCEA	LABORER (204)	1	21.1825	3,671.63	44,059.60
CCEA	LABORER (204)	2	22.2661	3,859.46	46,313.54
CCEA	LABORER (204)	3	23.4050	4,056.87	48,682.40
CCEA	LABORER (204)	4	24.6012	4,264.22	51,170.60
CCEA	LABORER (204)	5	25.8588	4,482.18	53,786.20
CCEA	LABORER-REG PT (204R)	1	21.1825	3,671.63	44,059.60
CCEA	LABORER-REG PT (204R)	2	22.2661	3,859.46	46,313.54
CCEA	LABORER-REG PT (204R)	3	23.4050	4,056.87	48,682.40
CCEA	LEGAL SECRETARY (412)	1	32.1622	5,574.79	66,897.48
CCEA	LEGAL SECRETARY (412)	2	33.8060	5,859.71	70,316.48
CCEA	LEGAL SECRETARY (412)	3	35.5328	6,159.01	73,908.12
CCEA	LEGAL SECRETARY (412)	4	37.3485	6,473.74	77,684.88
CCEA	LEGAL SECRETARY (412)	5	39.2575	6,804.63	81,655.60
CCEA	MAINTENANCE CARPENTER (319)	1	29.5524	5,122.41	61,468.94
CCEA	MAINTENANCE CARPENTER (319)	2	31.0594	5,383.63	64,603.50
CCEA	MAINTENANCE CARPENTER (319)	3	32.6468	5,658.77	67,905.24
CCEA	MAINTENANCE CARPENTER (319)	4	34.3148	5,947.89	71,374.68



**Culver CITY**  
**Salary Schedule**  
**Effective Date 03/13/2023**

**Note:** For FIRE job titles, the printed hourly rates are for 40-hour employees. To determine the hourly rates for 56-hour employees, divide the annual rate by 2912. (Titles with two codes in parentheses indicate they are 40-hour & 56-hour positions. The first code is for 40-hr, the second one for 56-hr.)

Group	Title	Step	Hourly Rate	Monthly Rate	Annual Rate
CCEA	MAINTENANCE CARPENTER (319)	5	36.0692	6,252.00	75,024.04
CCEA	MAINTENANCE ELECTRICIAN (328)	1	33.1378	5,743.88	68,926.52
CCEA	MAINTENANCE ELECTRICIAN (328)	2	34.8308	6,037.33	72,447.96
CCEA	MAINTENANCE ELECTRICIAN (328)	3	36.6115	6,345.99	76,151.92
CCEA	MAINTENANCE ELECTRICIAN (328)	4	38.4822	6,670.26	80,043.08
CCEA	MAINTENANCE ELECTRICIAN (328)	5	40.4478	7,010.94	84,131.32
CCEA	MAINTENANCE PAINTER (317)	1	29.4084	5,097.45	61,169.42
CCEA	MAINTENANCE PAINTER (317)	2	30.9047	5,356.82	64,281.88
CCEA	MAINTENANCE PAINTER (317)	3	32.4849	5,630.71	67,568.54
CCEA	MAINTENANCE PAINTER (317)	4	34.1444	5,918.36	71,020.30
CCEA	MAINTENANCE PAINTER (317)	5	35.8891	6,220.78	74,649.38
CCEA	MAINTENANCE PLUMBER (329)	1	33.1378	5,743.88	68,926.52
CCEA	MAINTENANCE PLUMBER (329)	2	34.8308	6,037.33	72,447.96
CCEA	MAINTENANCE PLUMBER (329)	3	36.6115	6,345.99	76,151.92
CCEA	MAINTENANCE PLUMBER (329)	4	38.4822	6,670.26	80,043.08
CCEA	MAINTENANCE PLUMBER (329)	5	40.4478	7,010.94	84,131.32
CCEA	MAINTENANCE WORKER I (206)	1	22.1546	3,840.14	46,081.62
CCEA	MAINTENANCE WORKER I (206)	2	23.2886	4,036.70	48,440.34
CCEA	MAINTENANCE WORKER I (206)	3	24.4777	4,242.81	50,913.72
CCEA	MAINTENANCE WORKER I (206)	4	25.7293	4,459.74	53,516.84
CCEA	MAINTENANCE WORKER I (206)	5	27.0467	4,688.10	56,257.24
CCEA	MAINTENANCE WORKER I-REG PT (206R)	1	22.1546	3,840.14	46,081.62
CCEA	MAINTENANCE WORKER I-REG PT (206R)	2	23.2886	4,036.70	48,440.34
CCEA	MAINTENANCE WORKER I-REG PT (206R)	3	24.4777	4,242.81	50,913.72
CCEA	MAINTENANCE WORKER II (213)	1	23.5226	4,077.26	48,927.06
CCEA	MAINTENANCE WORKER II (213)	2	24.7236	4,285.43	51,425.14
CCEA	MAINTENANCE WORKER II (213)	3	25.9886	4,504.70	54,056.34
CCEA	MAINTENANCE WORKER II (213)	4	27.3190	4,735.29	56,823.52
CCEA	MAINTENANCE WORKER II (213)	5	28.6990	4,974.49	59,693.92
CCEA	MAINTENANCE WORKER II-REG PT (213R)	1	23.5226	4,077.26	48,927.06
CCEA	MAINTENANCE WORKER II-REG PT (213R)	2	24.7236	4,285.43	51,425.14
CCEA	MAINTENANCE WORKER II-REG PT (213R)	3	25.9886	4,504.70	54,056.34
CCEA	MENTAL HEALTH SPECIALIST (459)	1	44.0192	7,630.00	91,560.04
CCEA	MENTAL HEALTH SPECIALIST (459)	2	46.2688	8,019.92	96,239.00
CCEA	MENTAL HEALTH SPECIALIST (459)	3	48.6334	8,429.79	101,157.42
CCEA	MENTAL HEALTH SPECIALIST (459)	4	51.1179	8,860.43	106,325.18
CCEA	MENTAL HEALTH SPECIALIST (459)	5	53.7299	9,313.18	111,758.14
CCEA	NETWORK ADMINISTRATOR (440)	1	45.3616	7,862.68	94,352.18
CCEA	NETWORK ADMINISTRATOR (440)	2	47.6798	8,264.49	99,173.88
CCEA	NETWORK ADMINISTRATOR (440)	3	50.1156	8,686.71	104,240.50

**Culver CITY**  
**Salary Schedule**  
**Effective Date 03/13/2023**

**Note:** For FIRE job titles, the printed hourly rates are for 40-hour employees. To determine the hourly rates for 56-hour employees, divide the annual rate by 2912. (Titles with two codes in parentheses indicate they are 40-hour & 56-hour positions. The first code is for 40-hr, the second one for 56-hr.)

Group	Title	Step	Hourly Rate	Monthly Rate	Annual Rate
CCEA	NETWORK ADMINISTRATOR (440)	4	52.6765	9,130.59	109,567.12
CCEA	NETWORK ADMINISTRATOR (440)	5	55.3691	9,597.32	115,167.78
CCEA	OCCUPANCY SPECIALIST (232)	1	22.6021	3,917.70	47,012.42
CCEA	OCCUPANCY SPECIALIST (232)	2	23.7578	4,118.01	49,416.12
CCEA	OCCUPANCY SPECIALIST (232)	3	24.9719	4,328.46	51,941.50
CCEA	OCCUPANCY SPECIALIST (232)	4	26.2490	4,549.83	54,597.92
CCEA	OCCUPANCY SPECIALIST (232)	5	27.5927	4,782.74	57,392.92
CCEA	OFFICE AUTOMATION SPECIALIST (229)	1	30.5986	5,303.76	63,645.14
CCEA	OFFICE AUTOMATION SPECIALIST (229)	2	32.1622	5,574.79	66,897.48
CCEA	OFFICE AUTOMATION SPECIALIST (229)	3	33.8060	5,859.71	70,316.48
CCEA	OFFICE AUTOMATION SPECIALIST (229)	4	35.5328	6,159.01	73,908.12
CCEA	OFFICE AUTOMATION SPECIALIST (229)	5	37.3485	6,473.74	77,684.88
CCEA	PARK MAINTENANCE CREWLEADER (315)	1	28.6990	4,974.49	59,693.92
CCEA	PARK MAINTENANCE CREWLEADER (315)	2	30.1438	5,224.92	62,699.00
CCEA	PARK MAINTENANCE CREWLEADER (315)	3	31.6845	5,491.98	65,903.76
CCEA	PARK MAINTENANCE CREWLEADER (315)	4	33.3033	5,772.56	69,270.76
CCEA	PARK MAINTENANCE CREWLEADER (315)	5	35.0047	6,067.49	72,809.88
CCEA	PARK PATROL OFFICER (220)	1	26.2490	4,549.83	54,597.92
CCEA	PARK PATROL OFFICER (220)	2	27.5927	4,782.74	57,392.92
CCEA	PARK PATROL OFFICER (220)	3	28.9798	5,023.16	60,277.88
CCEA	PARK PATROL OFFICER (220)	4	30.4463	5,277.35	63,328.20
CCEA	PARK PATROL OFFICER (220)	5	32.0027	5,547.14	66,565.72
CCEA	PARKING ENFORCEMENT OFFICER (214)	1	24.1154	4,180.00	50,159.98
CCEA	PARKING ENFORCEMENT OFFICER (214)	2	25.3490	4,393.83	52,725.92
CCEA	PARKING ENFORCEMENT OFFICER (214)	3	26.6447	4,618.42	55,421.08
CCEA	PARKING ENFORCEMENT OFFICER (214)	4	28.0092	4,854.94	58,259.24
CCEA	PARKING ENFORCEMENT OFFICER (214)	5	29.4084	5,097.45	61,169.42
CCEA	PARKING ENFORCEMENT SUPERVISOR (446)	1	33.1378	5,743.88	68,926.52
CCEA	PARKING ENFORCEMENT SUPERVISOR (446)	2	34.8308	6,037.33	72,447.96
CCEA	PARKING ENFORCEMENT SUPERVISOR (446)	3	36.6115	6,345.99	76,151.92
CCEA	PARKING ENFORCEMENT SUPERVISOR (446)	4	38.4822	6,670.26	80,043.08
CCEA	PARKING ENFORCEMENT SUPERVISOR (446)	5	40.4478	7,010.94	84,131.32
CCEA	PARKING METER TECHNICIAN (310)	1	27.6986	4,801.10	57,613.14
CCEA	PARKING METER TECHNICIAN (310)	2	29.1173	5,046.99	60,563.88
CCEA	PARKING METER TECHNICIAN (310)	3	30.5788	5,300.32	63,603.80
CCEA	PARKING METER TECHNICIAN (310)	4	32.1284	5,568.92	66,827.02
CCEA	PARKING METER TECHNICIAN (310)	5	33.7702	5,853.51	70,242.12
CCEA	PAYROLL TECHNICIAN (423)	1	34.6788	6,010.98	72,131.80

**Culver CITY**  
**Salary Schedule**  
**Effective Date 03/13/2023**

**Note:** For FIRE job titles, the printed hourly rates are for 40-hour employees. To determine the hourly rates for 56-hour employees, divide the annual rate by 2912. (Titles with two codes in parentheses indicate they are 40-hour & 56-hour positions. The first code is for 40-hr, the second one for 56-hr.)

Group	Title	Step	Hourly Rate	Monthly Rate	Annual Rate
CCEA	PAYROLL TECHNICIAN (423)	2	36.4515	6,318.26	75,819.12
CCEA	PAYROLL TECHNICIAN (423)	3	38.3140	6,641.09	79,693.12
CCEA	PAYROLL TECHNICIAN (423)	4	40.2728	6,980.61	83,767.32
CCEA	PAYROLL TECHNICIAN (423)	5	42.3304	7,337.27	88,047.18
CCEA	PERMIT TECHNICIAN (215)	1	24.7236	4,285.43	51,425.14
CCEA	PERMIT TECHNICIAN (215)	2	25.9886	4,504.70	54,056.34
CCEA	PERMIT TECHNICIAN (215)	3	27.3190	4,735.29	56,823.52
CCEA	PERMIT TECHNICIAN (215)	4	28.6990	4,974.49	59,693.92
CCEA	PERMIT TECHNICIAN (215)	5	30.1438	5,224.92	62,699.00
CCEA	PERMIT TECHNICIAN II (230)	1	28.4321	4,928.24	59,138.82
CCEA	PERMIT TECHNICIAN II (230)	2	29.8868	5,180.37	62,164.44
CCEA	PERMIT TECHNICIAN II (230)	3	31.4169	5,445.59	65,347.10
CCEA	PERMIT TECHNICIAN II (230)	4	33.0038	5,720.65	68,647.80
CCEA	PERMIT TECHNICIAN II (230)	5	34.6653	6,008.64	72,103.72
CCEA	PERMIT TECHNICIAN-REG PT (215R)	1	24.7236	4,285.43	51,425.14
CCEA	PERMIT TECHNICIAN-REG PT (215R)	2	25.9886	4,504.70	54,056.34
CCEA	PERMIT TECHNICIAN-REG PT (215R)	3	27.3190	4,735.29	56,823.52
CCEA	PLAN CHECK ENGINEER (436)	1	42.4889	7,364.74	88,376.86
CCEA	PLAN CHECK ENGINEER (436)	2	44.6595	7,740.98	92,891.76
CCEA	PLAN CHECK ENGINEER (436)	3	46.9418	8,136.57	97,638.84
CCEA	PLAN CHECK ENGINEER (436)	4	49.3406	8,552.38	102,628.50
CCEA	PLAN CHECK ENGINEER (436)	5	51.8628	8,989.54	107,874.52
CCEA	PLANNING TECHNICIAN (400)	1	26.2490	4,549.83	54,597.92
CCEA	PLANNING TECHNICIAN (400)	2	27.5927	4,782.74	57,392.92
CCEA	PLANNING TECHNICIAN (400)	3	28.9798	5,023.16	60,277.88
CCEA	PLANNING TECHNICIAN (400)	4	30.4463	5,277.35	63,328.20
CCEA	PLANNING TECHNICIAN (400)	5	32.0027	5,547.14	66,565.72
CCEA	PLANNING TECHNICIAN II (449)	1	33.1378	5,743.88	68,926.52
CCEA	PLANNING TECHNICIAN II (449)	2	34.8308	6,037.33	72,447.96
CCEA	PLANNING TECHNICIAN II (449)	3	36.6115	6,345.99	76,151.92
CCEA	PLANNING TECHNICIAN II (449)	4	38.4822	6,670.26	80,043.08
CCEA	PLANNING TECHNICIAN II (449)	5	40.4478	7,010.94	84,131.32
CCEA	POLICE RCRDS/PROPERTY SPRVSR (447)	1	33.1378	5,743.88	68,926.52
CCEA	POLICE RCRDS/PROPERTY SPRVSR (447)	2	34.8308	6,037.33	72,447.96
CCEA	POLICE RCRDS/PROPERTY SPRVSR (447)	3	36.6115	6,345.99	76,151.92
CCEA	POLICE RCRDS/PROPERTY SPRVSR (447)	4	38.4822	6,670.26	80,043.08
CCEA	POLICE RCRDS/PROPERTY SPRVSR (447)	5	40.4478	7,010.94	84,131.32
CCEA	POLICE RECORDS TECH-Y-RATE (296)	1	32.3439	5,606.27	67,275.26
CCEA	POLICE RECORDS TECHNICIAN (208)	1	22.6021	3,917.70	47,012.42
CCEA	POLICE RECORDS TECHNICIAN (208)	2	23.7578	4,118.01	49,416.12

**Culver CITY**  
**Salary Schedule**  
**Effective Date 03/13/2023**

**Note:** For FIRE job titles, the printed hourly rates are for 40-hour employees. To determine the hourly rates for 56-hour employees, divide the annual rate by 2912. (Titles with two codes in parentheses indicate they are 40-hour & 56-hour positions. The first code is for 40-hr, the second one for 56-hr.)

Group	Title	Step	Hourly Rate	Monthly Rate	Annual Rate
CCEA	POLICE RECORDS TECHNICIAN (208)	3	24.9719	4,328.46	51,941.50
CCEA	POLICE RECORDS TECHNICIAN (208)	4	26.2490	4,549.83	54,597.92
CCEA	POLICE RECORDS TECHNICIAN (208)	5	27.5927	4,782.74	57,392.92
CCEA	POOL MAINTENANCE TECHNICIAN (330)	1	33.1378	5,743.88	68,926.52
CCEA	POOL MAINTENANCE TECHNICIAN (330)	2	34.8308	6,037.33	72,447.96
CCEA	POOL MAINTENANCE TECHNICIAN (330)	3	36.6115	6,345.99	76,151.92
CCEA	POOL MAINTENANCE TECHNICIAN (330)	4	38.4822	6,670.26	80,043.08
CCEA	POOL MAINTENANCE TECHNICIAN (330)	5	40.4478	7,010.94	84,131.32
CCEA	PROPERTY INSPECTOR (443)	1	36.2493	6,283.20	75,398.44
CCEA	PROPERTY INSPECTOR (443)	2	38.1020	6,604.35	79,252.16
CCEA	PROPERTY INSPECTOR (443)	3	40.0483	6,941.70	83,300.36
CCEA	PROPERTY INSPECTOR (443)	4	42.0953	7,296.51	87,558.12
CCEA	PROPERTY INSPECTOR (443)	5	44.2457	7,669.26	92,031.16
CCEA	PROPERTY TECHNICIAN (221)	1	26.5128	4,595.54	55,146.52
CCEA	PROPERTY TECHNICIAN (221)	2	27.8699	4,830.78	57,969.34
CCEA	PROPERTY TECHNICIAN (221)	3	29.2654	5,072.67	60,871.98
CCEA	PROPERTY TECHNICIAN (221)	4	30.7509	5,330.15	63,961.82
CCEA	PROPERTY TECHNICIAN (221)	5	32.3228	5,602.61	67,231.32
CCEA	PUBLIC ARTS COORDINATOR (457)	1	33.1378	5,743.88	68,926.52
CCEA	PUBLIC ARTS COORDINATOR (457)	2	34.8308	6,037.33	72,447.96
CCEA	PUBLIC ARTS COORDINATOR (457)	3	36.6115	6,345.99	76,151.92
CCEA	PUBLIC ARTS COORDINATOR (457)	4	38.4822	6,670.26	80,043.08
CCEA	PUBLIC ARTS COORDINATOR (457)	5	40.4478	7,010.94	84,131.32
CCEA	PUBLIC WORKS INSPECTOR (417)	1	33.3033	5,772.56	69,270.76
CCEA	PUBLIC WORKS INSPECTOR (417)	2	35.0047	6,067.49	72,809.88
CCEA	PUBLIC WORKS INSPECTOR (417)	3	36.7939	6,377.61	76,531.26
CCEA	PUBLIC WORKS INSPECTOR (417)	4	38.6742	6,703.54	80,442.44
CCEA	PUBLIC WORKS INSPECTOR (417)	5	40.6505	7,046.09	84,553.04
CCEA	REC & COMMUNITY SVCS COORDINAT (454)	1	30.7509	5,330.15	63,961.82
CCEA	REC & COMMUNITY SVCS COORDINAT (454)	2	32.3228	5,602.61	67,231.32
CCEA	REC & COMMUNITY SVCS COORDINAT (454)	3	33.9741	5,888.85	70,666.18
CCEA	REC & COMMUNITY SVCS COORDINAT (454)	4	35.7103	6,189.78	74,277.32
CCEA	REC & COMMUNITY SVCS COORDINAT (454)	5	37.5354	6,506.13	78,073.58
CCEA	REC & COMMUNITY SVCS COORDINAT-REG PT (454R)	1	30.7509	5,330.15	63,961.82
CCEA	REC & COMMUNITY SVCS COORDINAT-REG PT (454R)	2	32.3228	5,602.61	67,231.32
CCEA	REC & COMMUNITY SVCS COORDINAT-REG PT (454R)	3	33.9741	5,888.85	70,666.18
CCEA	RECORDS MGMT COORDINATOR (450)	1	31.5263	5,464.55	65,574.60
CCEA	RECORDS MGMT COORDINATOR (450)	2	33.1378	5,743.88	68,926.52
CCEA	RECORDS MGMT COORDINATOR (450)	3	34.8308	6,037.33	72,447.96

**Culver CITY**  
**Salary Schedule**  
**Effective Date 03/13/2023**

**Note:** For FIRE job titles, the printed hourly rates are for 40-hour employees. To determine the hourly rates for 56-hour employees, divide the annual rate by 2912. (Titles with two codes in parentheses indicate they are 40-hour & 56-hour positions. The first code is for 40-hr, the second one for 56-hr.)

Group	Title	Step	Hourly Rate	Monthly Rate	Annual Rate
CCEA	RECORDS MGMT COORDINATOR (450)	4	36.6115	6,345.99	76,151.92
CCEA	RECORDS MGMT COORDINATOR (450)	5	38.4822	6,670.26	80,043.08
CCEA	RECREATION COORDINATOR (227)	1	29.9937	5,198.92	62,387.00
CCEA	RECREATION COORDINATOR (227)	2	31.5263	5,464.55	65,574.60
CCEA	RECREATION COORDINATOR (227)	3	33.1378	5,743.88	68,926.52
CCEA	RECREATION COORDINATOR (227)	4	34.8308	6,037.33	72,447.96
CCEA	RECREATION COORDINATOR (227)	5	36.6115	6,345.99	76,151.92
CCEA	RECREATION COORDINATOR-REG PT (227R)	1	29.9937	5,198.92	62,387.00
CCEA	RECREATION COORDINATOR-REG PT (227R)	2	31.5263	5,464.55	65,574.60
CCEA	RECREATION COORDINATOR-REG PT (227R)	3	33.1378	5,743.88	68,926.52
CCEA	SAFETY OFFICER (444)	1	36.4291	6,314.38	75,772.58
CCEA	SAFETY OFFICER (444)	2	38.2902	6,636.98	79,643.72
CCEA	SAFETY OFFICER (444)	3	40.2472	6,976.19	83,714.28
CCEA	SAFETY OFFICER (444)	4	42.3041	7,332.72	87,992.58
CCEA	SAFETY OFFICER (444)	5	44.4652	7,707.31	92,487.72
CCEA	SAFETY SERVICES COMM OPER (225)	1	28.5586	4,950.16	59,401.94
CCEA	SAFETY SERVICES COMM OPER (225)	2	29.9937	5,198.92	62,387.00
CCEA	SAFETY SERVICES COMM OPER (225)	3	31.5263	5,464.55	65,574.60
CCEA	SAFETY SERVICES COMM OPER (225)	4	33.1378	5,743.88	68,926.52
CCEA	SAFETY SERVICES COMM OPER (225)	5	34.8308	6,037.33	72,447.96
CCEA	SANITATION COLLECTOR (301)	1	22.8290	3,957.03	47,484.32
CCEA	SANITATION COLLECTOR (301)	2	23.9966	4,159.42	49,912.98
CCEA	SANITATION COLLECTOR (301)	3	25.2229	4,371.97	52,463.58
CCEA	SANITATION COLLECTOR (301)	4	26.5128	4,595.54	55,146.52
CCEA	SANITATION COLLECTOR (301)	5	27.8699	4,830.78	57,969.34
CCEA	SANITATION DISPATCH (226)	1	29.2654	5,072.67	60,871.98
CCEA	SANITATION DISPATCH (226)	2	30.7509	5,330.15	63,961.82
CCEA	SANITATION DISPATCH (226)	3	32.3228	5,602.61	67,231.32
CCEA	SANITATION DISPATCH (226)	4	33.9741	5,888.85	70,666.18
CCEA	SANITATION DISPATCH (226)	5	35.7103	6,189.78	74,277.32
CCEA	SANITATION DISPATCH-REG PT (226R)	1	29.2654	5,072.67	60,871.98
CCEA	SANITATION DISPATCH-REG PT (226R)	2	30.7509	5,330.15	63,961.82
CCEA	SANITATION DISPATCH-REG PT (226R)	3	32.3228	5,602.61	67,231.32
CCEA	SANITATION DRIVER (306)	1	25.8588	4,482.18	53,786.20
CCEA	SANITATION DRIVER (306)	2	27.1824	4,711.61	56,539.34
CCEA	SANITATION DRIVER (306)	3	28.5586	4,950.16	59,401.94
CCEA	SANITATION DRIVER (306)	4	29.9937	5,198.92	62,387.00
CCEA	SANITATION DRIVER (306)	5	31.5263	5,464.55	65,574.60
CCEA	SANITATION DRIVER-REG PT (306R)	1	25.8588	4,482.18	53,786.20
CCEA	SANITATION DRIVER-REG PT (306R)	2	27.1824	4,711.61	56,539.34

**Culver CITY**  
**Salary Schedule**  
**Effective Date 03/13/2023**

**Note:** For FIRE job titles, the printed hourly rates are for 40-hour employees. To determine the hourly rates for 56-hour employees, divide the annual rate by 2912. (Titles with two codes in parentheses indicate they are 40-hour & 56-hour positions. The first code is for 40-hr, the second one for 56-hr.)

Group	Title	Step	Hourly Rate	Monthly Rate	Annual Rate
CCEA	SANITATION DRIVER-REG PT (306R)	3	28.5586	4,950.16	59,401.94
CCEA	SANITATION ROLL-OFF DRIVER (311)	1	26.3796	4,572.47	54,869.62
CCEA	SANITATION ROLL-OFF DRIVER (311)	2	27.7307	4,806.66	57,679.96
CCEA	SANITATION ROLL-OFF DRIVER (311)	3	29.1227	5,047.94	60,575.32
CCEA	SANITATION ROLL-OFF DRIVER (311)	4	30.5986	5,303.76	63,645.14
CCEA	SANITATION ROLL-OFF DRIVER (311)	5	32.1622	5,574.79	66,897.48
CCEA	SCOUT VEHICLE OPERATOR (212)	1	23.2886	4,036.70	48,440.34
CCEA	SCOUT VEHICLE OPERATOR (212)	2	24.4777	4,242.81	50,913.72
CCEA	SCOUT VEHICLE OPERATOR (212)	3	25.7293	4,459.74	53,516.84
CCEA	SCOUT VEHICLE OPERATOR (212)	4	27.0467	4,688.10	56,257.24
CCEA	SCOUT VEHICLE OPERATOR (212)	5	28.4196	4,926.07	59,112.82
CCEA	SCOUT VEHICLE OPERATOR-REG PT (212R)	1	23.2886	4,036.70	48,440.34
CCEA	SCOUT VEHICLE OPERATOR-REG PT (212R)	2	24.4777	4,242.81	50,913.72
CCEA	SCOUT VEHICLE OPERATOR-REG PT (212R)	3	25.7293	4,459.74	53,516.84
CCEA	SECRETARY (216)	1	24.7236	4,285.43	51,425.14
CCEA	SECRETARY (216)	2	25.9886	4,504.70	54,056.34
CCEA	SECRETARY (216)	3	27.3190	4,735.29	56,823.52
CCEA	SECRETARY (216)	4	28.6990	4,974.49	59,693.92
CCEA	SECRETARY (216)	5	30.1438	5,224.92	62,699.00
CCEA	SECRETARY Y-RATE (295)	1	32.8451	5,693.16	68,317.86
CCEA	SERVICE DESK TECHNICIAN (403)	1	29.1227	5,047.94	60,575.32
CCEA	SERVICE DESK TECHNICIAN (403)	2	30.5986	5,303.76	63,645.14
CCEA	SERVICE DESK TECHNICIAN (403)	3	32.1622	5,574.79	66,897.48
CCEA	SERVICE DESK TECHNICIAN (403)	4	33.8060	5,859.71	70,316.48
CCEA	SERVICE DESK TECHNICIAN (403)	5	35.5328	6,159.01	73,908.12
CCEA	SEWER LIFT STATION ELECTRO MEC (318)	1	29.4084	5,097.45	61,169.42
CCEA	SEWER LIFT STATION ELECTRO MEC (318)	2	30.9047	5,356.82	64,281.88
CCEA	SEWER LIFT STATION ELECTRO MEC (318)	3	32.4849	5,630.71	67,568.54
CCEA	SEWER LIFT STATION ELECTRO MEC (318)	4	34.1444	5,918.36	71,020.30
CCEA	SEWER LIFT STATION ELECTRO MEC (318)	5	35.8891	6,220.78	74,649.38
CCEA	SOLID WASTE & RECYC CRW SPVR (405)	1	34.5763	5,993.22	71,918.60
CCEA	SOLID WASTE & RECYC CRW SPVR (405)	2	36.3396	6,298.87	75,586.42
CCEA	SOLID WASTE & RECYC CRW SPVR (405)	3	38.1969	6,620.79	79,449.50
CCEA	SOLID WASTE & RECYC CRW SPVR (405)	4	40.1484	6,959.05	83,508.62
CCEA	SOLID WASTE & RECYC CRW SPVR (405)	5	42.2009	7,314.82	87,777.82
CCEA	SR & SOCIAL SERVICES SPEC (408)	1	30.7509	5,330.15	63,961.82
CCEA	SR & SOCIAL SERVICES SPEC (408)	2	32.3228	5,602.61	67,231.32
CCEA	SR & SOCIAL SERVICES SPEC (408)	3	33.9741	5,888.85	70,666.18
CCEA	SR & SOCIAL SERVICES SPEC (408)	4	35.7103	6,189.78	74,277.32
CCEA	SR & SOCIAL SERVICES SPEC (408)	5	37.5354	6,506.13	78,073.58

**Culver CITY**  
**Salary Schedule**  
**Effective Date 03/13/2023**

**Note:** For FIRE job titles, the printed hourly rates are for 40-hour employees. To determine the hourly rates for 56-hour employees, divide the annual rate by 2912. (Titles with two codes in parentheses indicate they are 40-hour & 56-hour positions. The first code is for 40-hr, the second one for 56-hr.)

Group	Title	Step	Hourly Rate	Monthly Rate	Annual Rate
CCEA	SR ACCOUNT CLERK (217)	1	24.9719	4,328.46	51,941.50
CCEA	SR ACCOUNT CLERK (217)	2	26.2490	4,549.83	54,597.92
CCEA	SR ACCOUNT CLERK (217)	3	27.5927	4,782.74	57,392.92
CCEA	SR ACCOUNT CLERK (217)	4	28.9798	5,023.16	60,277.88
CCEA	SR ACCOUNT CLERK (217)	5	30.4463	5,277.35	63,328.20
CCEA	SR COMP PROGRAMMER ANALYST (442)	1	47.9174	8,305.68	99,668.14
CCEA	SR COMP PROGRAMMER ANALYST (442)	2	50.3666	8,730.22	104,762.58
CCEA	SR COMP PROGRAMMER ANALYST (442)	3	52.9403	9,176.31	110,115.72
CCEA	SR COMP PROGRAMMER ANALYST (442)	4	55.6451	9,645.16	115,741.86
CCEA	SR COMP PROGRAMMER ANALYST (442)	5	58.4890	10,138.09	121,657.12
CCEA	SR ENGINEERING TECHNICIAN (416)	1	33.3033	5,772.56	69,270.76
CCEA	SR ENGINEERING TECHNICIAN (416)	2	35.0047	6,067.49	72,809.88
CCEA	SR ENGINEERING TECHNICIAN (416)	3	36.7939	6,377.61	76,531.26
CCEA	SR ENGINEERING TECHNICIAN (416)	4	38.6742	6,703.54	80,442.44
CCEA	SR ENGINEERING TECHNICIAN (416)	5	40.6505	7,046.09	84,553.04
CCEA	SR FLEET SERVICES TECHNICIAN (321)	1	29.9937	5,198.92	62,387.00
CCEA	SR FLEET SERVICES TECHNICIAN (321)	2	31.5263	5,464.55	65,574.60
CCEA	SR FLEET SERVICES TECHNICIAN (321)	3	33.1378	5,743.88	68,926.52
CCEA	SR FLEET SERVICES TECHNICIAN (321)	4	34.8308	6,037.33	72,447.96
CCEA	SR FLEET SERVICES TECHNICIAN (321)	5	36.6115	6,345.99	76,151.92
CCEA	SR FORENSIC SPECIALIST (448)	1	40.8795	7,085.78	85,029.36
CCEA	SR FORENSIC SPECIALIST (448)	2	42.9681	7,447.81	89,373.70
CCEA	SR FORENSIC SPECIALIST (448)	3	45.1643	7,828.47	93,941.64
CCEA	SR FORENSIC SPECIALIST (448)	4	47.4717	8,228.44	98,741.24
CCEA	SR FORENSIC SPECIALIST (448)	5	49.8978	8,648.94	103,787.32
CCEA	SR IRRIGATION MAINT TECH (458)	1	28.6990	4,974.49	59,693.92
CCEA	SR IRRIGATION MAINT TECH (458)	2	30.1438	5,224.92	62,699.00
CCEA	SR IRRIGATION MAINT TECH (458)	3	31.6845	5,491.98	65,903.76
CCEA	SR IRRIGATION MAINT TECH (458)	4	33.3033	5,772.56	69,270.76
CCEA	SR IRRIGATION MAINT TECH (458)	5	35.0047	6,067.49	72,809.88
CCEA	SR JAILER (404)	1	29.5524	5,122.41	61,468.94
CCEA	SR JAILER (404)	2	31.0594	5,383.63	64,603.50
CCEA	SR JAILER (404)	3	32.6468	5,658.77	67,905.24
CCEA	SR JAILER (404)	4	34.3148	5,947.89	71,374.68
CCEA	SR JAILER (404)	5	36.0692	6,252.00	75,024.04
CCEA	SR POOL MANAGER/RPT (341)	1	28.8750	5,005.00	60,060.00
CCEA	SR POOL MANAGER/RPT (341)	2	30.3188	5,255.25	63,063.00
CCEA	SR POOL MANAGER/RPT (341)	3	31.8347	5,518.02	66,216.28
CCEA	SR PUBLIC WORKS INSPECTOR (445)	1	37.5354	6,506.13	78,073.58
CCEA	SR PUBLIC WORKS INSPECTOR (445)	2	39.4529	6,838.50	82,061.98
CCEA	SR PUBLIC WORKS INSPECTOR (445)	3	41.4701	7,188.16	86,257.86

**Culver CITY**  
**Salary Schedule**  
**Effective Date 03/13/2023**

**Note:** For FIRE job titles, the printed hourly rates are for 40-hour employees. To determine the hourly rates for 56-hour employees, divide the annual rate by 2912. (Titles with two codes in parentheses indicate they are 40-hour & 56-hour positions. The first code is for 40-hr, the second one for 56-hr.)

Group	Title	Step	Hourly Rate	Monthly Rate	Annual Rate
CCEA	SR PUBLIC WORKS INSPECTOR (445)	4	43.5892	7,555.47	90,665.64
CCEA	SR PUBLIC WORKS INSPECTOR (445)	5	45.8163	7,941.48	95,297.80
CCEA	SR WELDER (340)	1	31.8060	5,513.04	66,156.48
CCEA	SR WELDER (340)	2	33.4317	5,794.84	69,538.04
CCEA	SR WELDER (340)	3	35.1397	6,090.89	73,090.68
CCEA	SR WELDER (340)	4	37.1188	6,433.92	77,207.00
CCEA	SR WELDER (340)	5	38.8229	6,729.30	80,751.58
CCEA	STAFF ASST/SOLID WASTE OPS (421)	1	36.4291	6,314.38	75,772.58
CCEA	STAFF ASST/SOLID WASTE OPS (421)	2	38.2902	6,636.98	79,643.72
CCEA	STAFF ASST/SOLID WASTE OPS (421)	3	40.2472	6,976.19	83,714.28
CCEA	STAFF ASST/SOLID WASTE OPS (421)	4	42.3041	7,332.72	87,992.58
CCEA	STAFF ASST/SOLID WASTE OPS (421)	5	44.4652	7,707.31	92,487.72
CCEA	STORES SPECIALIST (211)	1	23.2874	4,036.48	48,437.74
CCEA	STORES SPECIALIST (211)	2	24.4789	4,243.01	50,916.06
CCEA	STORES SPECIALIST (211)	3	25.7296	4,459.80	53,517.62
CCEA	STORES SPECIALIST (211)	4	27.0457	4,687.93	56,255.16
CCEA	STORES SPECIALIST (211)	5	28.4299	4,927.85	59,134.14
CCEA	STREET LIGHTS TECHNICIAN (331)	1	33.1378	5,743.88	68,926.52
CCEA	STREET LIGHTS TECHNICIAN (331)	2	34.8308	6,037.33	72,447.96
CCEA	STREET LIGHTS TECHNICIAN (331)	3	36.6115	6,345.99	76,151.92
CCEA	STREET LIGHTS TECHNICIAN (331)	4	38.4822	6,670.26	80,043.08
CCEA	STREET LIGHTS TECHNICIAN (331)	5	40.4478	7,010.94	84,131.32
CCEA	STREET MAINTENANCE CREW LEADER (323)	1	31.5263	5,464.55	65,574.60
CCEA	STREET MAINTENANCE CREW LEADER (323)	2	33.1378	5,743.88	68,926.52
CCEA	STREET MAINTENANCE CREW LEADER (323)	3	34.8308	6,037.33	72,447.96
CCEA	STREET MAINTENANCE CREW LEADER (323)	4	36.6115	6,345.99	76,151.92
CCEA	STREET MAINTENANCE CREW LEADER (323)	5	38.4822	6,670.26	80,043.08
CCEA	STRUCTURAL REHAB SPECIALIST (334)	1	38.0617	6,597.37	79,168.44
CCEA	STRUCTURAL REHAB SPECIALIST (334)	2	40.0071	6,934.57	83,214.82
CCEA	STRUCTURAL REHAB SPECIALIST (334)	3	42.0507	7,288.80	87,465.56
CCEA	STRUCTURAL REHAB SPECIALIST (334)	4	44.2001	7,661.36	91,936.26
CCEA	STRUCTURAL REHAB SPECIALIST (334)	5	46.4579	8,052.70	96,632.38
CCEA	SUBDRAIN CREWLEADER (324)	1	31.5263	5,464.55	65,574.60
CCEA	SUBDRAIN CREWLEADER (324)	2	33.1378	5,743.88	68,926.52
CCEA	SUBDRAIN CREWLEADER (324)	3	34.8308	6,037.33	72,447.96
CCEA	SUBDRAIN CREWLEADER (324)	4	36.6115	6,345.99	76,151.92
CCEA	SUBDRAIN CREWLEADER (324)	5	38.4822	6,670.26	80,043.08
CCEA	SUBDRAIN WORKER (302)	1	24.1154	4,180.00	50,159.98
CCEA	SUBDRAIN WORKER (302)	2	25.3490	4,393.83	52,725.92
CCEA	SUBDRAIN WORKER (302)	3	26.6447	4,618.42	55,421.08
CCEA	SUBDRAIN WORKER (302)	4	28.0092	4,854.94	58,259.24



# Culver CITY

## Salary Schedule

### Effective Date 03/13/2023

**Note:** For FIRE job titles, the printed hourly rates are for 40-hour employees. To determine the hourly rates for 56-hour employees, divide the annual rate by 2912. (Titles with two codes in parentheses indicate they are 40-hour & 56-hour positions. The first code is for 40-hr, the second one for 56-hr.)

Group	Title	Step	Hourly Rate	Monthly Rate	Annual Rate
CCEA	SUBDRAIN WORKER (302)	5	29.4084	5,097.45	61,169.42
CCEA	TELECOMMUNICATIONS ANALYST (430)	1	42.5417	7,373.90	88,486.84
CCEA	TELECOMMUNICATIONS ANALYST (430)	2	44.7156	7,750.71	93,008.50
CCEA	TELECOMMUNICATIONS ANALYST (430)	3	47.0005	8,146.75	97,761.04
CCEA	TELECOMMUNICATIONS ANALYST (430)	4	49.4028	8,563.14	102,757.72
CCEA	TELECOMMUNICATIONS ANALYST (430)	5	51.9264	9,000.57	108,006.86
CCEA	TRAFFIC PAINTER (308)	1	26.2490	4,549.83	54,597.92
CCEA	TRAFFIC PAINTER (308)	2	27.5927	4,782.74	57,392.92
CCEA	TRAFFIC PAINTER (308)	3	28.9798	5,023.16	60,277.88
CCEA	TRAFFIC PAINTER (308)	4	30.4463	5,277.35	63,328.20
CCEA	TRAFFIC PAINTER (308)	5	32.0027	5,547.14	66,565.72
CCEA	TRAFFIC PAINTING CREWLEADER (325)	1	32.0027	5,547.14	66,565.72
CCEA	TRAFFIC PAINTING CREWLEADER (325)	2	33.6369	5,830.39	69,964.70
CCEA	TRAFFIC PAINTING CREWLEADER (325)	3	35.3564	6,128.44	73,541.26
CCEA	TRAFFIC PAINTING CREWLEADER (325)	4	37.1635	6,441.67	77,300.08
CCEA	TRAFFIC PAINTING CREWLEADER (325)	5	39.0619	6,770.73	81,248.70
CCEA	TRAFFIC SIGNAL TECHNICIAN (336)	1	39.0619	6,770.73	81,248.70
CCEA	TRAFFIC SIGNAL TECHNICIAN (336)	2	41.0585	7,116.81	85,401.68
CCEA	TRAFFIC SIGNAL TECHNICIAN (336)	3	43.1562	7,480.42	89,765.00
CCEA	TRAFFIC SIGNAL TECHNICIAN (336)	4	45.3616	7,862.68	94,352.18
CCEA	TRAFFIC SIGNAL TECHNICIAN (336)	5	47.6798	8,264.49	99,173.88
CCEA	TRAINING & SAFETY INSTRUCTOR (414)	1	35.7103	6,189.78	74,277.32
CCEA	TRAINING & SAFETY INSTRUCTOR (414)	2	37.5354	6,506.13	78,073.58
CCEA	TRAINING & SAFETY INSTRUCTOR (414)	3	39.4529	6,838.50	82,061.98
CCEA	TRAINING & SAFETY INSTRUCTOR (414)	4	41.4701	7,188.16	86,257.86
CCEA	TRAINING & SAFETY INSTRUCTOR (414)	5	43.5892	7,555.47	90,665.64
CCEA	TRANSIT OPERATIONS SUPERVISOR (407)	1	35.6728	6,183.28	74,199.32
CCEA	TRANSIT OPERATIONS SUPERVISOR (407)	2	37.4958	6,499.26	77,991.16
CCEA	TRANSIT OPERATIONS SUPERVISOR (407)	3	39.4122	6,831.46	81,977.48
CCEA	TRANSIT OPERATIONS SUPERVISOR (407)	4	41.4255	7,180.42	86,165.04
CCEA	TRANSIT OPERATIONS SUPERVISOR (407)	5	43.5436	7,547.56	90,570.74
CCEA	URBAN FORESTER (316)	1	30.1441	5,224.98	62,699.78
CCEA	URBAN FORESTER (316)	2	31.6850	5,492.07	65,904.80
CCEA	URBAN FORESTER (316)	3	33.3029	5,772.50	69,269.98
CCEA	URBAN FORESTER (316)	4	35.0049	6,067.51	72,810.14
CCEA	URBAN FORESTER (316)	5	36.7941	6,377.65	76,531.78
CCEA	VAN DRIVER (300)	1	21.2882	3,689.96	44,279.56
CCEA	VAN DRIVER (300)	2	22.2661	3,859.46	46,313.54
CCEA	VAN DRIVER (300)	3	23.4050	4,056.87	48,682.40
CCEA	VAN DRIVER (300)	4	24.6012	4,264.22	51,170.60
CCEA	VAN DRIVER (300)	5	25.8588	4,482.18	53,786.20

**Culver CITY**  
**Salary Schedule**  
**Effective Date 03/13/2023**

**Note:** For FIRE job titles, the printed hourly rates are for 40-hour employees. To determine the hourly rates for 56-hour employees, divide the annual rate by 2912. (Titles with two codes in parentheses indicate they are 40-hour & 56-hour positions. The first code is for 40-hr, the second one for 56-hr.)

Group	Title	Step	Hourly Rate	Monthly Rate	Annual Rate
CCEA	WAREHOUSE SUPERVISOR (401)	1	29.1879	5,059.23	60,710.78
CCEA	WAREHOUSE SUPERVISOR (401)	2	30.6816	5,318.15	63,817.78
CCEA	WAREHOUSE SUPERVISOR (401)	3	32.2120	5,583.41	67,000.96
CCEA	WAREHOUSE SUPERVISOR (401)	4	33.8548	5,868.16	70,417.88
CCEA	WAREHOUSE SUPERVISOR (401)	5	35.5851	6,168.09	74,017.06
CCEA	WEBMASTER (441)	1	47.2058	8,182.33	98,187.96
CCEA	WEBMASTER (441)	2	49.6190	8,600.63	103,207.52
CCEA	WEBMASTER (441)	3	52.1544	9,040.09	108,481.10
CCEA	WEBMASTER (441)	4	54.8195	9,502.05	114,024.56
CCEA	WEBMASTER (441)	5	57.6203	9,987.51	119,850.12
CCEA	WELDER (320)	1	30.2915	5,250.53	63,006.32
CCEA	WELDER (320)	2	31.8398	5,518.89	66,226.68
CCEA	WELDER (320)	3	33.4663	5,800.82	69,609.80
CCEA	WELDER (320)	4	35.3512	6,127.55	73,530.60
CCEA	WELDER (320)	5	36.9743	6,408.87	76,906.44
CCEA	WELDER-REG PT (320R)	1	30.2915	5,250.53	63,006.32
CCEA	WELDER-REG PT (320R)	2	31.8398	5,518.89	66,226.68
CCEA	WELDER-REG PT (320R)	3	33.4663	5,800.82	69,609.80

**Culver CITY**  
**Salary Schedule**  
**Effective Date 03/13/2023**

**Note:** For FIRE job titles, the printed hourly rates are for 40-hour employees. To determine the hourly rates for 56-hour employees, divide the annual rate by 2912. (Titles with two codes in parentheses indicate they are 40-hour & 56-hour positions. The first code is for 40-hr, the second one for 56-hr.)

Group	Title	Step	Hourly Rate	Monthly Rate	Annual Rate
CCMG	ACCOUNTG & INVESTMENTS MANAGER (837)	1	56.7940	9,844.29	118,131.52
CCMG	ACCOUNTG & INVESTMENTS MANAGER (837)	2	59.6967	10,347.44	124,169.24
CCMG	ACCOUNTG & INVESTMENTS MANAGER (837)	3	62.7461	10,876.00	130,511.94
CCMG	ACCOUNTG & INVESTMENTS MANAGER (837)	4	65.9531	11,431.88	137,182.50
CCMG	ACCOUNTG & INVESTMENTS MANAGER (837)	5	69.3229	12,015.97	144,191.58
CCMG	ACCOUNTING OPERATIONS MANAGER (803)	1	51.6308	8,949.33	107,391.96
CCMG	ACCOUNTING OPERATIONS MANAGER (803)	2	54.2697	9,406.76	112,881.08
CCMG	ACCOUNTING OPERATIONS MANAGER (803)	3	57.0420	9,887.28	118,647.36
CCMG	ACCOUNTING OPERATIONS MANAGER (803)	4	59.9573	10,392.59	124,711.08
CCMG	ACCOUNTING OPERATIONS MANAGER (803)	5	63.0209	10,923.62	131,083.42
CCMG	ADVANCE PLANNING MANAGER (826)	1	66.9044	11,596.76	139,161.10
CCMG	ADVANCE PLANNING MANAGER (826)	2	70.3242	12,189.54	146,274.44
CCMG	ADVANCE PLANNING MANAGER (826)	3	73.9177	12,812.41	153,748.92
CCMG	ADVANCE PLANNING MANAGER (826)	4	77.6949	13,467.11	161,605.34
CCMG	ADVANCE PLANNING MANAGER (826)	5	81.6642	14,155.14	169,861.64
CCMG	ASSISTANT CITY ATTORNEY (818)	1	85.6392	14,844.14	178,129.64
CCMG	ASSISTANT CITY ATTORNEY (818)	2	90.0170	15,602.95	187,235.36
CCMG	ASSISTANT CITY ATTORNEY (818)	3	94.6160	16,400.11	196,801.28
CCMG	ASSISTANT CITY ATTORNEY (818)	4	99.4500	17,238.00	206,856.00
CCMG	ASSISTANT CITY ATTORNEY (818)	5	104.5310	18,118.71	217,424.48
CCMG	ASST CHIEF FINANCIAL OFFICER (824)	1	70.3242	12,189.54	146,274.44
CCMG	ASST CHIEF FINANCIAL OFFICER (824)	2	73.9177	12,812.41	153,748.92
CCMG	ASST CHIEF FINANCIAL OFFICER (824)	3	77.6949	13,467.11	161,605.34
CCMG	ASST CHIEF FINANCIAL OFFICER (824)	4	81.6642	14,155.14	169,861.64
CCMG	ASST CHIEF FINANCIAL OFFICER (824)	5	85.8376	14,878.52	178,542.26
CCMG	ASST CHIEF TRANSPRTN OFFICER (821)	1	64.9326	11,254.99	135,059.86
CCMG	ASST CHIEF TRANSPRTN OFFICER (821)	2	68.2507	11,830.13	141,961.56
CCMG	ASST CHIEF TRANSPRTN OFFICER (821)	3	71.7378	12,434.54	149,214.52
CCMG	ASST CHIEF TRANSPRTN OFFICER (821)	4	75.4034	13,069.92	156,839.02
CCMG	ASST CHIEF TRANSPRTN OFFICER (821)	5	79.2564	13,737.77	164,853.26
CCMG	ASST ENVRN PROGAMS/OPS MGR (832)	1	53.7299	9,313.18	111,758.14
CCMG	ASST ENVRN PROGAMS/OPS MGR (832)	2	56.4765	9,789.26	117,471.12
CCMG	ASST ENVRN PROGAMS/OPS MGR (832)	3	59.3625	10,289.50	123,474.00
CCMG	ASST ENVRN PROGAMS/OPS MGR (832)	4	62.3955	10,815.22	129,782.64
CCMG	ASST ENVRN PROGAMS/OPS MGR (832)	5	65.5828	11,367.68	136,412.12
CCMG	ASST MAINT OPERATIONS MANAGER (823)	1	47.6727	8,263.28	99,159.32
CCMG	ASST MAINT OPERATIONS MANAGER (823)	2	50.1084	8,685.45	104,225.42
CCMG	ASST MAINT OPERATIONS MANAGER (823)	3	52.6687	9,129.25	109,551.00
CCMG	ASST MAINT OPERATIONS MANAGER (823)	4	55.3603	9,595.78	115,149.32

**Culver CITY**  
**Salary Schedule**  
**Effective Date 03/13/2023**

**Note:** For FIRE job titles, the printed hourly rates are for 40-hour employees. To determine the hourly rates for 56-hour employees, divide the annual rate by 2912. (Titles with two codes in parentheses indicate they are 40-hour & 56-hour positions. The first code is for 40-hr, the second one for 56-hr.)

Group	Title	Step	Hourly Rate	Monthly Rate	Annual Rate
CCMG	ASST MAINT OPERATIONS MANAGER (823)	5	58.1901	10,086.29	121,035.46
CCMG	BUDGET & FINANCIAL OPS MANAGER (804)	1	56.7940	9,844.29	118,131.52
CCMG	BUDGET & FINANCIAL OPS MANAGER (804)	2	59.6967	10,347.44	124,169.24
CCMG	BUDGET & FINANCIAL OPS MANAGER (804)	3	62.7461	10,876.00	130,511.94
CCMG	BUDGET & FINANCIAL OPS MANAGER (804)	4	65.9531	11,431.88	137,182.50
CCMG	BUDGET & FINANCIAL OPS MANAGER (804)	5	69.3229	12,015.97	144,191.58
CCMG	BUDGET MANAGEMENT ANALYST (709)	1	43.3655	7,516.69	90,200.24
CCMG	BUDGET MANAGEMENT ANALYST (709)	2	45.5821	7,900.90	94,810.82
CCMG	BUDGET MANAGEMENT ANALYST (709)	3	47.9113	8,304.62	99,655.40
CCMG	BUDGET MANAGEMENT ANALYST (709)	4	50.3593	8,728.94	104,747.24
CCMG	BUDGET MANAGEMENT ANALYST (709)	5	52.9320	9,174.88	110,098.56
CCMG	BUILDING MAINTENANCE SUPV (706)	1	40.6459	7,045.29	84,543.42
CCMG	BUILDING MAINTENANCE SUPV (706)	2	42.7230	7,405.32	88,863.84
CCMG	BUILDING MAINTENANCE SUPV (706)	3	44.9065	7,783.79	93,405.52
CCMG	BUILDING MAINTENANCE SUPV (706)	4	47.2014	8,181.57	98,178.86
CCMG	BUILDING MAINTENANCE SUPV (706)	5	49.6125	8,599.50	103,194.00
CCMG	BUILDING OFFICIAL (817)	1	68.9349	11,948.71	143,384.54
CCMG	BUILDING OFFICIAL (817)	2	72.4576	12,559.32	150,711.86
CCMG	BUILDING OFFICIAL (817)	3	76.1601	13,201.09	158,413.06
CCMG	BUILDING OFFICIAL (817)	4	80.0497	13,875.29	166,503.48
CCMG	BUILDING OFFICIAL (817)	5	84.1426	14,584.72	175,016.66
CCMG	CITY CLERK (828)	1	70.3242	12,189.54	146,274.44
CCMG	CITY CLERK (828)	2	73.9177	12,812.41	153,748.92
CCMG	CITY CLERK (828)	3	77.6949	13,467.11	161,605.34
CCMG	CITY CLERK (828)	4	81.6642	14,155.14	169,861.64
CCMG	CITY CLERK (828)	5	85.8376	14,878.52	178,542.26
CCMG	CLAIMS & SAFETY COORDINATOR (711)	1	44.0192	7,630.00	91,560.04
CCMG	CLAIMS & SAFETY COORDINATOR (711)	2	46.2688	8,019.92	96,239.00
CCMG	CLAIMS & SAFETY COORDINATOR (711)	3	48.6334	8,429.79	101,157.42
CCMG	CLAIMS & SAFETY COORDINATOR (711)	4	51.1179	8,860.43	106,325.18
CCMG	CLAIMS & SAFETY COORDINATOR (711)	5	53.7299	9,313.18	111,758.14
CCMG	COMMUNICATION SUPERVISOR (830)	1	44.0610	7,637.24	91,646.88
CCMG	COMMUNICATION SUPERVISOR (830)	2	46.3137	8,027.72	96,332.60
CCMG	COMMUNICATION SUPERVISOR (830)	3	48.6800	8,437.87	101,254.40
CCMG	COMMUNICATION SUPERVISOR (830)	4	51.1664	8,868.84	106,426.06
CCMG	COMMUNICATION SUPERVISOR (830)	5	53.7819	9,322.19	111,866.30
CCMG	CULTURAL AFFAIRS MANAGER (724)	1	56.7940	9,844.29	118,131.52
CCMG	CULTURAL AFFAIRS MANAGER (724)	2	59.6967	10,347.44	124,169.24
CCMG	CULTURAL AFFAIRS MANAGER (724)	3	62.7461	10,876.00	130,511.94
CCMG	CULTURAL AFFAIRS MANAGER (724)	4	65.9531	11,431.88	137,182.50
CCMG	CULTURAL AFFAIRS MANAGER (724)	5	69.3229	12,015.97	144,191.58

**Culver CITY**  
**Salary Schedule**  
**Effective Date 03/13/2023**

**Note:** For FIRE job titles, the printed hourly rates are for 40-hour employees. To determine the hourly rates for 56-hour employees, divide the annual rate by 2912. (Titles with two codes in parentheses indicate they are 40-hour & 56-hour positions. The first code is for 40-hr, the second one for 56-hr.)

Group	Title	Step	Hourly Rate	Monthly Rate	Annual Rate
CCMG	CURRENT PLANNING MANAGER (831)	1	66.9044	11,596.76	139,161.10
CCMG	CURRENT PLANNING MANAGER (831)	2	70.3242	12,189.54	146,274.44
CCMG	CURRENT PLANNING MANAGER (831)	3	73.9177	12,812.41	153,748.92
CCMG	CURRENT PLANNING MANAGER (831)	4	77.6949	13,467.11	161,605.34
CCMG	CURRENT PLANNING MANAGER (831)	5	81.6642	14,155.14	169,861.64
CCMG	DEP CMTY DEV DIR/ECON DEV MGR (819)	1	70.3242	12,189.54	146,274.44
CCMG	DEP CMTY DEV DIR/ECON DEV MGR (819)	2	73.9177	12,812.41	153,748.92
CCMG	DEP CMTY DEV DIR/ECON DEV MGR (819)	3	77.6949	13,467.11	161,605.34
CCMG	DEP CMTY DEV DIR/ECON DEV MGR (819)	4	81.6642	14,155.14	169,861.64
CCMG	DEP CMTY DEV DIR/ECON DEV MGR (819)	5	85.8376	14,878.52	178,542.26
CCMG	DEP CMTY DEV DIR/PLANNING MGR (816)	1	66.9044	11,596.76	139,161.10
CCMG	DEP CMTY DEV DIR/PLANNING MGR (816)	2	70.3242	12,189.54	146,274.44
CCMG	DEP CMTY DEV DIR/PLANNING MGR (816)	3	73.9177	12,812.41	153,748.92
CCMG	DEP CMTY DEV DIR/PLANNING MGR (816)	4	77.6949	13,467.11	161,605.34
CCMG	DEP CMTY DEV DIR/PLANNING MGR (816)	5	81.6642	14,155.14	169,861.64
CCMG	DEPUTY BUILDING OFFICIAL (835)	1	56.7940	9,844.29	118,131.52
CCMG	DEPUTY BUILDING OFFICIAL (835)	2	59.6967	10,347.44	124,169.24
CCMG	DEPUTY BUILDING OFFICIAL (835)	3	62.7461	10,876.00	130,511.94
CCMG	DEPUTY BUILDING OFFICIAL (835)	4	65.9531	11,431.88	137,182.50
CCMG	DEPUTY BUILDING OFFICIAL (835)	5	69.3229	12,015.97	144,191.58
CCMG	DEPUTY CITY ATTORNEY I (720)	1	60.2573	10,444.59	125,335.08
CCMG	DEPUTY CITY ATTORNEY I (720)	2	63.3366	10,978.35	131,740.18
CCMG	DEPUTY CITY ATTORNEY I (720)	3	66.5717	11,539.10	138,469.24
CCMG	DEPUTY CITY ATTORNEY I (720)	4	69.9729	12,128.63	145,543.58
CCMG	DEPUTY CITY ATTORNEY I (720)	5	73.5505	12,748.75	152,985.04
CCMG	DEPUTY CITY ATTORNEY II (721)	1	64.9326	11,254.99	135,059.86
CCMG	DEPUTY CITY ATTORNEY II (721)	2	68.2507	11,830.13	141,961.56
CCMG	DEPUTY CITY ATTORNEY II (721)	3	71.7378	12,434.54	149,214.52
CCMG	DEPUTY CITY ATTORNEY II (721)	4	75.4034	13,069.92	156,839.02
CCMG	DEPUTY CITY ATTORNEY II (721)	5	79.2564	13,737.77	164,853.26
CCMG	DEPUTY CITY ATTORNEY III (725)	1	73.3740	12,718.16	152,617.92
CCMG	DEPUTY CITY ATTORNEY III (725)	2	77.1234	13,368.05	160,416.62
CCMG	DEPUTY CITY ATTORNEY III (725)	3	81.0637	14,051.05	168,612.60
CCMG	DEPUTY CITY ATTORNEY III (725)	4	85.2059	14,769.02	177,228.22
CCMG	DEPUTY CITY ATTORNEY III (725)	5	89.5598	15,523.69	186,284.28
CCMG	DEPUTY CITY CLERK (841)	1	52.0554	9,022.93	108,275.18
CCMG	DEPUTY CITY CLERK (841)	2	54.7157	9,484.06	113,808.76
CCMG	DEPUTY CITY CLERK (841)	3	57.5112	9,968.62	119,623.40
CCMG	DEPUTY CITY CLERK (841)	4	60.4500	10,478.00	125,736.00
CCMG	DEPUTY CITY CLERK (841)	5	63.5383	11,013.30	132,159.56

**Culver CITY**  
**Salary Schedule**  
**Effective Date 03/13/2023**

**Note:** For FIRE job titles, the printed hourly rates are for 40-hour employees. To determine the hourly rates for 56-hour employees, divide the annual rate by 2912. (Titles with two codes in parentheses indicate they are 40-hour & 56-hour positions. The first code is for 40-hr, the second one for 56-hr.)

Group	Title	Step	Hourly Rate	Monthly Rate	Annual Rate
CCMG	ECON DEV PROJECT MANAGER (718)	1	53.7299	9,313.18	111,758.14
CCMG	ECON DEV PROJECT MANAGER (718)	2	56.4765	9,789.26	117,471.12
CCMG	ECON DEV PROJECT MANAGER (718)	3	59.3625	10,289.50	123,474.00
CCMG	ECON DEV PROJECT MANAGER (718)	4	62.3955	10,815.22	129,782.64
CCMG	ECON DEV PROJECT MANAGER (718)	5	65.5828	11,367.68	136,412.12
CCMG	ECONOMIC DEV MANAGER (806)	1	53.7299	9,313.18	111,758.14
CCMG	ECONOMIC DEV MANAGER (806)	2	56.4765	9,789.26	117,471.12
CCMG	ECONOMIC DEV MANAGER (806)	3	59.3625	10,289.50	123,474.00
CCMG	ECONOMIC DEV MANAGER (806)	4	62.3955	10,815.22	129,782.64
CCMG	ECONOMIC DEV MANAGER (806)	5	65.5828	11,367.68	136,412.12
CCMG	EMERGENCY PREPAREDNESS COORD (712)	1	45.8046	7,939.47	95,273.62
CCMG	EMERGENCY PREPAREDNESS COORD (712)	2	48.1455	8,345.22	100,142.64
CCMG	EMERGENCY PREPAREDNESS COORD (712)	3	50.6048	8,771.49	105,257.88
CCMG	EMERGENCY PREPAREDNESS COORD (712)	4	53.1915	9,219.86	110,638.32
CCMG	EMERGENCY PREPAREDNESS COORD (712)	5	55.9094	9,690.96	116,291.50
CCMG	ENFORCMENT SERVICES MANAGER (800)	1	53.7299	9,313.18	111,758.14
CCMG	ENFORCMENT SERVICES MANAGER (800)	2	56.4765	9,789.26	117,471.12
CCMG	ENFORCMENT SERVICES MANAGER (800)	3	59.3625	10,289.50	123,474.00
CCMG	ENFORCMENT SERVICES MANAGER (800)	4	62.3955	10,815.22	129,782.64
CCMG	ENFORCMENT SERVICES MANAGER (800)	5	65.5828	11,367.68	136,412.12
CCMG	ENGINEERING SERVICES MANAGER (814)	1	64.6085	11,198.81	134,385.68
CCMG	ENGINEERING SERVICES MANAGER (814)	2	67.9105	11,771.15	141,253.84
CCMG	ENGINEERING SERVICES MANAGER (814)	3	71.3804	12,372.60	148,471.18
CCMG	ENGINEERING SERVICES MANAGER (814)	4	75.0291	13,005.05	156,060.58
CCMG	ENGINEERING SERVICES MANAGER (814)	5	78.8613	13,669.28	164,031.40
CCMG	ENVIRONMENTAL COORDINATOR (722)	1	44.9065	7,783.79	93,405.52
CCMG	ENVIRONMENTAL COORDINATOR (722)	2	47.2014	8,181.57	98,178.86
CCMG	ENVIRONMENTAL COORDINATOR (722)	3	49.6125	8,599.50	103,194.00
CCMG	ENVIRONMENTAL COORDINATOR (722)	4	52.1487	9,039.12	108,469.40
CCMG	ENVIRONMENTAL COORDINATOR (722)	5	54.8132	9,500.96	114,011.56
CCMG	ENVIRONMENTAL PROGS/OPS MANAGE (815)	1	64.6085	11,198.81	134,385.68
CCMG	ENVIRONMENTAL PROGS/OPS MANAGE (815)	2	67.9105	11,771.15	141,253.84
CCMG	ENVIRONMENTAL PROGS/OPS MANAGE (815)	3	71.3804	12,372.60	148,471.18
CCMG	ENVIRONMENTAL PROGS/OPS MANAGE (815)	4	75.0291	13,005.05	156,060.58
CCMG	ENVIRONMENTAL PROGS/OPS MANAGE (815)	5	78.8613	13,669.28	164,031.40
CCMG	FACILITY MAINT SUPERVISOR (730)	1	47.6727	8,263.28	99,159.32
CCMG	FACILITY MAINT SUPERVISOR (730)	2	50.1084	8,685.45	104,225.42
CCMG	FACILITY MAINT SUPERVISOR (730)	3	52.6687	9,129.25	109,551.00
CCMG	FACILITY MAINT SUPERVISOR (730)	4	55.3603	9,595.78	115,149.32

**Culver CITY**  
**Salary Schedule**  
**Effective Date 03/13/2023**

**Note:** For FIRE job titles, the printed hourly rates are for 40-hour employees. To determine the hourly rates for 56-hour employees, divide the annual rate by 2912. (Titles with two codes in parentheses indicate they are 40-hour & 56-hour positions. The first code is for 40-hr, the second one for 56-hr.)

Group	Title	Step	Hourly Rate	Monthly Rate	Annual Rate
CCMG	FACILITY MAINT SUPERVISOR (730)	5	58.1901	10,086.29	121,035.46
CCMG	FACILITY/ELEC MAINT SUPERVISOR (733)	1	47.6727	8,263.28	99,159.32
CCMG	FACILITY/ELEC MAINT SUPERVISOR (733)	2	50.1084	8,685.45	104,225.42
CCMG	FACILITY/ELEC MAINT SUPERVISOR (733)	3	52.6687	9,129.25	109,551.00
CCMG	FACILITY/ELEC MAINT SUPERVISOR (733)	4	55.3603	9,595.78	115,149.32
CCMG	FACILITY/ELEC MAINT SUPERVISOR (733)	5	58.1901	10,086.29	121,035.46
CCMG	FINANCE MANAGER (838)	1	66.9044	11,596.76	139,161.10
CCMG	FINANCE MANAGER (838)	2	70.3242	12,189.54	146,274.44
CCMG	FINANCE MANAGER (838)	3	73.9177	12,812.41	153,748.92
CCMG	FINANCE MANAGER (838)	4	77.6949	13,467.11	161,605.34
CCMG	FINANCE MANAGER (838)	5	81.6642	14,155.14	169,861.64
CCMG	FINANCIAL SYSTM/PURCHASING MGR (836)	1	56.7940	9,844.29	118,131.52
CCMG	FINANCIAL SYSTM/PURCHASING MGR (836)	2	59.6967	10,347.44	124,169.24
CCMG	FINANCIAL SYSTM/PURCHASING MGR (836)	3	62.7461	10,876.00	130,511.94
CCMG	FINANCIAL SYSTM/PURCHASING MGR (836)	4	65.9531	11,431.88	137,182.50
CCMG	FINANCIAL SYSTM/PURCHASING MGR (836)	5	69.3229	12,015.97	144,191.58
CCMG	FLEET SERVICES MANAGER (811)	1	58.1901	10,086.29	121,035.46
CCMG	FLEET SERVICES MANAGER (811)	2	61.1629	10,601.57	127,218.78
CCMG	FLEET SERVICES MANAGER (811)	3	64.2876	11,143.19	133,718.26
CCMG	FLEET SERVICES MANAGER (811)	4	67.5728	11,712.61	140,551.32
CCMG	FLEET SERVICES MANAGER (811)	5	71.0268	12,311.30	147,735.64
CCMG	FORENSIC SUPERVISOR (736)	1	50.5534	8,762.59	105,151.02
CCMG	FORENSIC SUPERVISOR (736)	2	53.0856	9,201.51	110,418.10
CCMG	FORENSIC SUPERVISOR (736)	3	55.7446	9,662.40	115,948.82
CCMG	FORENSIC SUPERVISOR (736)	4	58.5368	10,146.37	121,756.44
CCMG	FORENSIC SUPERVISOR (736)	5	61.4689	10,654.61	127,855.26
CCMG	HOUSING & HUMAN SVCS PROJ MGR (738)	1	53.7299	9,313.18	111,758.14
CCMG	HOUSING & HUMAN SVCS PROJ MGR (738)	2	56.4765	9,789.26	117,471.12
CCMG	HOUSING & HUMAN SVCS PROJ MGR (738)	3	59.3625	10,289.50	123,474.00
CCMG	HOUSING & HUMAN SVCS PROJ MGR (738)	4	62.3955	10,815.22	129,782.64
CCMG	HOUSING & HUMAN SVCS PROJ MGR (738)	5	65.5828	11,367.68	136,412.12
CCMG	HOUSING & RENT STABILIZATION M (809)	1	66.9044	11,596.76	139,161.10
CCMG	HOUSING & RENT STABILIZATION M (809)	2	70.3242	12,189.54	146,274.44
CCMG	HOUSING & RENT STABILIZATION M (809)	3	73.9177	12,812.41	153,748.92
CCMG	HOUSING & RENT STABILIZATION M (809)	4	77.6949	13,467.11	161,605.34
CCMG	HOUSING & RENT STABILIZATION M (809)	5	81.6642	14,155.14	169,861.64
CCMG	HOUSING PROGRAMS SUPERVISOR (827)	1	43.3299	7,510.51	90,126.14
CCMG	HOUSING PROGRAMS SUPERVISOR (827)	2	45.4962	7,886.02	94,632.20
CCMG	HOUSING PROGRAMS SUPERVISOR (827)	3	47.7712	8,280.35	99,364.20
CCMG	HOUSING PROGRAMS SUPERVISOR (827)	4	50.1598	8,694.36	104,332.28
CCMG	HOUSING PROGRAMS SUPERVISOR (827)	5	52.6678	9,129.08	109,548.92

**Culver CITY**  
**Salary Schedule**  
**Effective Date 03/13/2023**

**Note:** For FIRE job titles, the printed hourly rates are for 40-hour employees. To determine the hourly rates for 56-hour employees, divide the annual rate by 2912. (Titles with two codes in parentheses indicate they are 40-hour & 56-hour positions. The first code is for 40-hr, the second one for 56-hr.)

Group	Title	Step	Hourly Rate	Monthly Rate	Annual Rate
CCMG	HUMAN RESOURCES ANALYST (702)	1	40.0426	6,940.72	83,288.66
CCMG	HUMAN RESOURCES ANALYST (702)	2	42.0890	7,295.43	87,545.12
CCMG	HUMAN RESOURCES ANALYST (702)	3	44.2394	7,668.16	92,017.90
CCMG	HUMAN RESOURCES ANALYST (702)	4	46.5000	8,060.00	96,720.00
CCMG	HUMAN RESOURCES ANALYST (702)	5	48.8756	8,471.78	101,661.30
CCMG	HUMAN RESOURCES ANALYST Y-RATE (796)	1	64.9326	11,254.99	135,059.86
CCMG	HUMAN SVCS & CRISIS INTRVTN MG (737)	1	60.2573	10,444.59	125,335.08
CCMG	HUMAN SVCS & CRISIS INTRVTN MG (737)	2	63.3366	10,978.35	131,740.18
CCMG	HUMAN SVCS & CRISIS INTRVTN MG (737)	3	66.5717	11,539.10	138,469.24
CCMG	HUMAN SVCS & CRISIS INTRVTN MG (737)	4	69.9729	12,128.63	145,543.58
CCMG	HUMAN SVCS & CRISIS INTRVTN MG (737)	5	73.5505	12,748.75	152,985.04
CCMG	LEGAL OPERATIONS MANAGER (715)	1	47.6727	8,263.28	99,159.32
CCMG	LEGAL OPERATIONS MANAGER (715)	2	50.1084	8,685.45	104,225.42
CCMG	LEGAL OPERATIONS MANAGER (715)	3	52.6687	9,129.25	109,551.00
CCMG	LEGAL OPERATIONS MANAGER (715)	4	55.3603	9,595.78	115,149.32
CCMG	LEGAL OPERATIONS MANAGER (715)	5	58.1901	10,086.29	121,035.46
CCMG	MAINTENANCE OPERATIONS MGR (813)	1	58.7726	10,187.26	122,247.06
CCMG	MAINTENANCE OPERATIONS MGR (813)	2	61.7760	10,707.84	128,494.08
CCMG	MAINTENANCE OPERATIONS MGR (813)	3	64.9326	11,254.99	135,059.86
CCMG	MAINTENANCE OPERATIONS MGR (813)	4	68.2507	11,830.13	141,961.56
CCMG	MAINTENANCE OPERATIONS MGR (813)	5	71.7378	12,434.54	149,214.52
CCMG	MANAGEMENT ANALYST (703)	1	40.0426	6,940.72	83,288.66
CCMG	MANAGEMENT ANALYST (703)	2	42.0890	7,295.43	87,545.12
CCMG	MANAGEMENT ANALYST (703)	3	44.2394	7,668.16	92,017.90
CCMG	MANAGEMENT ANALYST (703)	4	46.5000	8,060.00	96,720.00
CCMG	MANAGEMENT ANALYST (703)	5	48.8756	8,471.78	101,661.30
CCMG	MENTAL HEALTH CLINICIAN (842)	1	53.7299	9,313.18	111,758.14
CCMG	MENTAL HEALTH CLINICIAN (842)	2	56.4765	9,789.26	117,471.12
CCMG	MENTAL HEALTH CLINICIAN (842)	3	59.3625	10,289.50	123,474.00
CCMG	MENTAL HEALTH CLINICIAN (842)	4	62.3955	10,815.22	129,782.64
CCMG	MENTAL HEALTH CLINICIAN (842)	5	65.5828	11,367.68	136,412.12
CCMG	MOBILITY & TRAFFIC ENGNRG MGR (801)	1	70.3242	12,189.54	146,274.44
CCMG	MOBILITY & TRAFFIC ENGNRG MGR (801)	2	73.9177	12,812.41	153,748.92
CCMG	MOBILITY & TRAFFIC ENGNRG MGR (801)	3	77.6949	13,467.11	161,605.34
CCMG	MOBILITY & TRAFFIC ENGNRG MGR (801)	4	81.6642	14,155.14	169,861.64
CCMG	MOBILITY & TRAFFIC ENGNRG MGR (801)	5	85.8376	14,878.52	178,542.26
CCMG	PARALEGAL (739)	1	47.6727	8,263.28	99,159.32
CCMG	PARALEGAL (739)	2	50.1084	8,685.45	104,225.42
CCMG	PARALEGAL (739)	3	52.6687	9,129.25	109,551.00
CCMG	PARALEGAL (739)	4	55.3603	9,595.78	115,149.32



**Culver CITY**  
**Salary Schedule**  
**Effective Date 03/13/2023**

**Note:** For FIRE job titles, the printed hourly rates are for 40-hour employees. To determine the hourly rates for 56-hour employees, divide the annual rate by 2912. (Titles with two codes in parentheses indicate they are 40-hour & 56-hour positions. The first code is for 40-hr, the second one for 56-hr.)

Group	Title	Step	Hourly Rate	Monthly Rate	Annual Rate
CCMG	PARALEGAL (739)	5	58.1901	10,086.29	121,035.46
CCMG	PARK MAINTENANCE SUPERVISOR (700)	1	39.0561	6,769.73	81,236.74
CCMG	PARK MAINTENANCE SUPERVISOR (700)	2	41.0523	7,115.72	85,388.68
CCMG	PARK MAINTENANCE SUPERVISOR (700)	3	43.1502	7,479.38	89,752.52
CCMG	PARK MAINTENANCE SUPERVISOR (700)	4	45.3545	7,861.45	94,337.36
CCMG	PARK MAINTENANCE SUPERVISOR (700)	5	47.6727	8,263.28	99,159.32
CCMG	PARKS MANAGER (802)	1	52.6138	9,119.72	109,436.60
CCMG	PARKS MANAGER (802)	2	55.3022	9,585.72	115,028.68
CCMG	PARKS MANAGER (802)	3	58.1281	10,075.54	120,906.50
CCMG	PARKS MANAGER (802)	4	61.0995	10,590.58	127,086.96
CCMG	PARKS MANAGER (802)	5	64.2210	11,131.64	133,579.68
CCMG	PAYROLL ANALYST (726)	1	40.0426	6,940.72	83,288.66
CCMG	PAYROLL ANALYST (726)	2	42.0890	7,295.43	87,545.12
CCMG	PAYROLL ANALYST (726)	3	44.2394	7,668.16	92,017.90
CCMG	PAYROLL ANALYST (726)	4	46.5000	8,060.00	96,720.00
CCMG	PAYROLL ANALYST (726)	5	48.8756	8,471.78	101,661.30
CCMG	PAYROLL SUPERVISOR (732)	1	47.6727	8,263.28	99,159.32
CCMG	PAYROLL SUPERVISOR (732)	2	50.1084	8,685.45	104,225.42
CCMG	PAYROLL SUPERVISOR (732)	3	52.6687	9,129.25	109,551.00
CCMG	PAYROLL SUPERVISOR (732)	4	55.3603	9,595.78	115,149.32
CCMG	PAYROLL SUPERVISOR (732)	5	58.1901	10,086.29	121,035.46
CCMG	PROCURE & FINANCIAL SVCS MGR (820)	1	51.6308	8,949.33	107,391.96
CCMG	PROCURE & FINANCIAL SVCS MGR (820)	2	54.2697	9,406.76	112,881.08
CCMG	PROCURE & FINANCIAL SVCS MGR (820)	3	57.0420	9,887.28	118,647.36
CCMG	PROCURE & FINANCIAL SVCS MGR (820)	4	59.9573	10,392.59	124,711.08
CCMG	PROCURE & FINANCIAL SVCS MGR (820)	5	63.0209	10,923.62	131,083.42
CCMG	PURCHASING SUPERVISOR (735)	1	47.6727	8,263.28	99,159.32
CCMG	PURCHASING SUPERVISOR (735)	2	50.1084	8,685.45	104,225.42
CCMG	PURCHASING SUPERVISOR (735)	3	52.6687	9,129.25	109,551.00
CCMG	PURCHASING SUPERVISOR (735)	4	55.3603	9,595.78	115,149.32
CCMG	PURCHASING SUPERVISOR (735)	5	58.1901	10,086.29	121,035.46
CCMG	REC & COMM SVCS MGR (834)	1	57.9024	10,036.41	120,436.94
CCMG	REC & COMM SVCS MGR (834)	2	60.8606	10,549.18	126,590.10
CCMG	REC & COMM SVCS MGR (834)	3	63.9707	11,088.26	133,059.16
CCMG	REC & COMM SVCS MGR (834)	4	67.2398	11,654.89	139,858.68
CCMG	REC & COMM SVCS MGR (834)	5	70.6755	12,250.42	147,005.04
CCMG	REC & COMM SVCS SUPERVISOR (729)	1	39.2518	6,803.64	81,643.64
CCMG	REC & COMM SVCS SUPERVISOR (729)	2	41.2567	7,151.17	85,814.04
CCMG	REC & COMM SVCS SUPERVISOR (729)	3	43.3655	7,516.69	90,200.24
CCMG	REC & COMM SVCS SUPERVISOR (729)	4	45.5821	7,900.90	94,810.82
CCMG	REC & COMM SVCS SUPERVISOR (729)	5	47.9113	8,304.62	99,655.40

**Culver CITY**  
**Salary Schedule**  
**Effective Date 03/13/2023**

**Note:** For FIRE job titles, the printed hourly rates are for 40-hour employees. To determine the hourly rates for 56-hour employees, divide the annual rate by 2912. (Titles with two codes in parentheses indicate they are 40-hour & 56-hour positions. The first code is for 40-hr, the second one for 56-hr.)

Group	Title	Step	Hourly Rate	Monthly Rate	Annual Rate
CCMG	RECREATION SUPERVISOR (701)	1	39.2518	6,803.64	81,643.64
CCMG	RECREATION SUPERVISOR (701)	2	41.2567	7,151.17	85,814.04
CCMG	RECREATION SUPERVISOR (701)	3	43.3655	7,516.69	90,200.24
CCMG	RECREATION SUPERVISOR (701)	4	45.5821	7,900.90	94,810.82
CCMG	RECREATION SUPERVISOR (701)	5	47.9113	8,304.62	99,655.40
CCMG	RENT STABILIZATION COORDINATOR (731)	1	47.6727	8,263.28	99,159.32
CCMG	RENT STABILIZATION COORDINATOR (731)	2	50.1084	8,685.45	104,225.42
CCMG	RENT STABILIZATION COORDINATOR (731)	3	52.6687	9,129.25	109,551.00
CCMG	RENT STABILIZATION COORDINATOR (731)	4	55.3603	9,595.78	115,149.32
CCMG	RENT STABILIZATION COORDINATOR (731)	5	58.1901	10,086.29	121,035.46
CCMG	REVENUE & BUDGET SUPERVISOR (727)	1	47.6727	8,263.28	99,159.32
CCMG	REVENUE & BUDGET SUPERVISOR (727)	2	50.1084	8,685.45	104,225.42
CCMG	REVENUE & BUDGET SUPERVISOR (727)	3	52.6687	9,129.25	109,551.00
CCMG	REVENUE & BUDGET SUPERVISOR (727)	4	55.3603	9,595.78	115,149.32
CCMG	REVENUE & BUDGET SUPERVISOR (727)	5	58.1901	10,086.29	121,035.46
CCMG	REVENUE OPERATIONS MANAGER (805)	1	51.6308	8,949.33	107,391.96
CCMG	REVENUE OPERATIONS MANAGER (805)	2	54.2697	9,406.76	112,881.08
CCMG	REVENUE OPERATIONS MANAGER (805)	3	57.0420	9,887.28	118,647.36
CCMG	REVENUE OPERATIONS MANAGER (805)	4	59.9573	10,392.59	124,711.08
CCMG	REVENUE OPERATIONS MANAGER (805)	5	63.0209	10,923.62	131,083.42
CCMG	RISK MANAGER (839)	1	66.9044	11,596.76	139,161.10
CCMG	RISK MANAGER (839)	2	70.3242	12,189.54	146,274.44
CCMG	RISK MANAGER (839)	3	73.9177	12,812.41	153,748.92
CCMG	RISK MANAGER (839)	4	77.6949	13,467.11	161,605.34
CCMG	RISK MANAGER (839)	5	81.6642	14,155.14	169,861.64
CCMG	SAFETY & TRAINING COORDINATOR (728)	1	42.5417	7,373.90	88,486.84
CCMG	SAFETY & TRAINING COORDINATOR (728)	2	44.7156	7,750.71	93,008.50
CCMG	SAFETY & TRAINING COORDINATOR (728)	3	47.0005	8,146.75	97,761.04
CCMG	SAFETY & TRAINING COORDINATOR (728)	4	49.4028	8,563.14	102,757.72
CCMG	SAFETY & TRAINING COORDINATOR (728)	5	51.9264	9,000.57	108,006.86
CCMG	SENIOR ACCOUNTANT (707)	1	41.2567	7,151.17	85,814.04
CCMG	SENIOR ACCOUNTANT (707)	2	43.3655	7,516.69	90,200.24
CCMG	SENIOR ACCOUNTANT (707)	3	45.5821	7,900.90	94,810.82
CCMG	SENIOR ACCOUNTANT (707)	4	47.9113	8,304.62	99,655.40
CCMG	SENIOR ACCOUNTANT (707)	5	50.3593	8,728.94	104,747.24
CCMG	SPECIAL EVENTS MANAGER (708)	1	49.8610	8,642.57	103,710.88
CCMG	SPECIAL EVENTS MANAGER (708)	2	52.4092	9,084.27	109,011.24
CCMG	SPECIAL EVENTS MANAGER (708)	3	55.0873	9,548.46	114,581.48
CCMG	SPECIAL EVENTS MANAGER (708)	4	57.9024	10,036.41	120,436.94
CCMG	SPECIAL EVENTS MANAGER (708)	5	60.8606	10,549.18	126,590.10

**Culver CITY**  
**Salary Schedule**  
**Effective Date 03/13/2023**

**Note:** For FIRE job titles, the printed hourly rates are for 40-hour employees. To determine the hourly rates for 56-hour employees, divide the annual rate by 2912. (Titles with two codes in parentheses indicate they are 40-hour & 56-hour positions. The first code is for 40-hr, the second one for 56-hr.)

Group	Title	Step	Hourly Rate	Monthly Rate	Annual Rate
CCMG	SR & SOCIAL SERVICES MANAGER (810)	1	57.9024	10,036.41	120,436.94
CCMG	SR & SOCIAL SERVICES MANAGER (810)	2	60.8606	10,549.18	126,590.10
CCMG	SR & SOCIAL SERVICES MANAGER (810)	3	63.9707	11,088.26	133,059.16
CCMG	SR & SOCIAL SERVICES MANAGER (810)	4	67.2398	11,654.89	139,858.68
CCMG	SR & SOCIAL SERVICES MANAGER (810)	5	70.6755	12,250.42	147,005.04
CCMG	SR BUILDING & SAFETY INSPECTOR (705)	1	40.2420	6,975.28	83,703.36
CCMG	SR BUILDING & SAFETY INSPECTOR (705)	2	42.2995	7,331.91	87,982.96
CCMG	SR BUILDING & SAFETY INSPECTOR (705)	3	44.4611	7,706.60	92,479.14
CCMG	SR BUILDING & SAFETY INSPECTOR (705)	4	46.7327	8,100.34	97,204.12
CCMG	SR BUILDING & SAFETY INSPECTOR (705)	5	49.1206	8,514.24	102,170.90
CCMG	SR CIVIL ENGINEER (719)	1	57.6147	9,986.56	119,838.68
CCMG	SR CIVIL ENGINEER (719)	2	60.5582	10,496.76	125,961.16
CCMG	SR CIVIL ENGINEER (719)	3	63.6524	11,033.08	132,396.94
CCMG	SR CIVIL ENGINEER (719)	4	66.9044	11,596.76	139,161.10
CCMG	SR CIVIL ENGINEER (719)	5	70.3242	12,189.54	146,274.44
CCMG	SR FIN SYSTEMS BUSINESS ANLST (716)	1	48.8756	8,471.78	101,661.30
CCMG	SR FIN SYSTEMS BUSINESS ANLST (716)	2	51.3739	8,904.81	106,857.66
CCMG	SR FIN SYSTEMS BUSINESS ANLST (716)	3	53.9991	9,359.85	112,318.18
CCMG	SR FIN SYSTEMS BUSINESS ANLST (716)	4	56.7580	9,838.05	118,056.64
CCMG	SR FIN SYSTEMS BUSINESS ANLST (716)	5	59.6586	10,340.83	124,089.94
CCMG	SR HUMAN RESOURCES EQUITY MGR (833)	1	66.9044	11,596.76	139,161.10
CCMG	SR HUMAN RESOURCES EQUITY MGR (833)	2	70.3242	12,189.54	146,274.44
CCMG	SR HUMAN RESOURCES EQUITY MGR (833)	3	73.9177	12,812.41	153,748.92
CCMG	SR HUMAN RESOURCES EQUITY MGR (833)	4	77.6949	13,467.11	161,605.34
CCMG	SR HUMAN RESOURCES EQUITY MGR (833)	5	81.6642	14,155.14	169,861.64
CCMG	SR MANAGEMENT ANALYST (713)	1	47.6727	8,263.28	99,159.32
CCMG	SR MANAGEMENT ANALYST (713)	2	50.1084	8,685.45	104,225.42
CCMG	SR MANAGEMENT ANALYST (713)	3	52.6687	9,129.25	109,551.00
CCMG	SR MANAGEMENT ANALYST (713)	4	55.3603	9,595.78	115,149.32
CCMG	SR MANAGEMENT ANALYST (713)	5	58.1901	10,086.29	121,035.46
CCMG	SR MANAGEMENT ANALYST/BUDGET (714)	1	47.6727	8,263.28	99,159.32
CCMG	SR MANAGEMENT ANALYST/BUDGET (714)	2	50.1084	8,685.45	104,225.42
CCMG	SR MANAGEMENT ANALYST/BUDGET (714)	3	52.6687	9,129.25	109,551.00
CCMG	SR MANAGEMENT ANALYST/BUDGET (714)	4	55.3603	9,595.78	115,149.32
CCMG	SR MANAGEMENT ANALYST/BUDGET (714)	5	58.1901	10,086.29	121,035.46
CCMG	SR MGMT ANLYST Y-RATE (795)	1	57.3874	9,947.15	119,365.74
CCMG	SR PLANNER (717)	1	51.6308	8,949.33	107,391.96
CCMG	SR PLANNER (717)	2	54.2697	9,406.76	112,881.08
CCMG	SR PLANNER (717)	3	57.0420	9,887.28	118,647.36
CCMG	SR PLANNER (717)	4	59.9573	10,392.59	124,711.08
CCMG	SR PLANNER (717)	5	63.0209	10,923.62	131,083.42

**Culver CITY**  
**Salary Schedule**  
**Effective Date 03/13/2023**

**Note:** For FIRE job titles, the printed hourly rates are for 40-hour employees. To determine the hourly rates for 56-hour employees, divide the annual rate by 2912. (Titles with two codes in parentheses indicate they are 40-hour & 56-hour positions. The first code is for 40-hr, the second one for 56-hr.)

Group	Title	Step	Hourly Rate	Monthly Rate	Annual Rate
CCMG	SR SOLID WASTE & REC CRW SUPV (710)	1	47.6727	8,263.28	99,159.32
CCMG	SR SOLID WASTE & REC CRW SUPV (710)	2	50.1084	8,685.45	104,225.42
CCMG	SR SOLID WASTE & REC CRW SUPV (710)	3	52.6687	9,129.25	109,551.00
CCMG	SR SOLID WASTE & REC CRW SUPV (710)	4	55.3603	9,595.78	115,149.32
CCMG	SR SOLID WASTE & REC CRW SUPV (710)	5	58.1901	10,086.29	121,035.46
CCMG	STREET MAINTENANCE SUPERVISOR (734)	1	47.6727	8,263.28	99,159.32
CCMG	STREET MAINTENANCE SUPERVISOR (734)	2	50.1084	8,685.45	104,225.42
CCMG	STREET MAINTENANCE SUPERVISOR (734)	3	52.6687	9,129.25	109,551.00
CCMG	STREET MAINTENANCE SUPERVISOR (734)	4	55.3603	9,595.78	115,149.32
CCMG	STREET MAINTENANCE SUPERVISOR (734)	5	58.1901	10,086.29	121,035.46
CCMG	SYSTEMS DEVELOPMENT MANAGER (807)	1	56.4765	9,789.26	117,471.12
CCMG	SYSTEMS DEVELOPMENT MANAGER (807)	2	59.3625	10,289.50	123,474.00
CCMG	SYSTEMS DEVELOPMENT MANAGER (807)	3	62.3955	10,815.22	129,782.64
CCMG	SYSTEMS DEVELOPMENT MANAGER (807)	4	65.5828	11,367.68	136,412.12
CCMG	SYSTEMS DEVELOPMENT MANAGER (807)	5	68.9349	11,948.71	143,384.54
CCMG	SYSTEMS SUPPORT MANAGER (825)	1	62.1241	10,768.18	129,218.18
CCMG	SYSTEMS SUPPORT MANAGER (825)	2	65.2987	11,318.45	135,821.40
CCMG	SYSTEMS SUPPORT MANAGER (825)	3	68.6350	11,896.73	142,760.80
CCMG	SYSTEMS SUPPORT MANAGER (825)	4	72.1411	12,504.46	150,053.54
CCMG	SYSTEMS SUPPORT MANAGER (825)	5	75.8284	13,143.59	157,723.02
CCMG	TECHNICAL SERVICES MANAGER (808)	1	62.1241	10,768.18	129,218.18
CCMG	TECHNICAL SERVICES MANAGER (808)	2	65.2987	11,318.45	135,821.40
CCMG	TECHNICAL SERVICES MANAGER (808)	3	68.6350	11,896.73	142,760.80
CCMG	TECHNICAL SERVICES MANAGER (808)	4	72.1411	12,504.46	150,053.54
CCMG	TECHNICAL SERVICES MANAGER (808)	5	75.8284	13,143.59	157,723.02
CCMG	TRAFFIC ENGINEERING MGR (822)	1	49.8610	8,642.57	103,710.88
CCMG	TRAFFIC ENGINEERING MGR (822)	2	52.4092	9,084.27	109,011.24
CCMG	TRAFFIC ENGINEERING MGR (822)	3	55.0873	9,548.46	114,581.48
CCMG	TRAFFIC ENGINEERING MGR (822)	4	57.9024	10,036.41	120,436.94
CCMG	TRAFFIC ENGINEERING MGR (822)	5	60.8606	10,549.18	126,590.10
CCMG	TRANSIT MANAGER ADMIN (840)*	1	58.1901	10,086.29	121,035.46
CCMG	TRANSIT MANAGER ADMIN (840)*	2	61.1629	10,601.57	127,218.78
CCMG	TRANSIT MANAGER ADMIN (840)*	3	64.2876	11,143.19	133,718.26
CCMG	TRANSIT MANAGER ADMIN (840)*	4	67.5728	11,712.61	140,551.32
CCMG	TRANSIT MANAGER ADMIN (840)*	5	71.0268	12,311.30	147,735.64
CCMG	TRANSIT OPERATIONS ANALYST (704)	1	40.0426	6,940.72	83,288.66
CCMG	TRANSIT OPERATIONS ANALYST (704)	2	42.0890	7,295.43	87,545.12
CCMG	TRANSIT OPERATIONS ANALYST (704)	3	44.2394	7,668.16	92,017.90
CCMG	TRANSIT OPERATIONS ANALYST (704)	4	46.5000	8,060.00	96,720.00
CCMG	TRANSIT OPERATIONS ANALYST (704)	5	48.8756	8,471.78	101,661.30

**Culver CITY**  
**Salary Schedule**  
**Effective Date 03/13/2023**

**Note:** For FIRE job titles, the printed hourly rates are for 40-hour employees. To determine the hourly rates for 56-hour employees, divide the annual rate by 2912. (Titles with two codes in parentheses indicate they are 40-hour & 56-hour positions. The first code is for 40-hr, the second one for 56-hr.)

Group	Title	Step	Hourly Rate	Monthly Rate	Annual Rate
CCMG	TRANSIT OPERATIONS MANAGER (812)	1	58.1901	10,086.29	121,035.46
CCMG	TRANSIT OPERATIONS MANAGER (812)	2	61.1629	10,601.57	127,218.78
CCMG	TRANSIT OPERATIONS MANAGER (812)	3	64.2876	11,143.19	133,718.26
CCMG	TRANSIT OPERATIONS MANAGER (812)	4	67.5728	11,712.61	140,551.32
CCMG	TRANSIT OPERATIONS MANAGER (812)	5	71.0268	12,311.30	147,735.64
CCMG	TRANSIT PLANNING MANAGER (829)	1	58.1901	10,086.29	121,035.46
CCMG	TRANSIT PLANNING MANAGER (829)	2	61.1629	10,601.57	127,218.78
CCMG	TRANSIT PLANNING MANAGER (829)	3	64.2876	11,143.19	133,718.26
CCMG	TRANSIT PLANNING MANAGER (829)	4	67.5728	11,712.61	140,551.32
CCMG	TRANSIT PLANNING MANAGER (829)	5	71.0268	12,311.30	147,735.64
CCMG	TRFC ENG ANALYST (723)	1	44.2394	7,668.16	92,017.90
CCMG	TRFC ENG ANALYST (723)	2	46.5000	8,060.00	96,720.00
CCMG	TRFC ENG ANALYST (723)	3	48.8756	8,471.78	101,661.30
CCMG	TRFC ENG ANALYST (723)	4	51.3739	8,904.81	106,857.66
CCMG	TRFC ENG ANALYST (723)	5	53.9991	9,359.85	112,318.18

\* Transit Manager Admin (840) - This reclassification is a conditional approval. The classification and compensation review will be conducted by the HR Department. The final recommendation will be submitted to the City Manager for approval before the position can be filled.

*Culver* **CITY**  
**Salary Schedule**  
**Effective Date 03/13/2023**

**Note:** For FIRE job titles, the printed hourly rates are for 40-hour employees. To determine the hourly rates for 56-hour employees, divide the annual rate by 2912. (Titles with two codes in parentheses indicate they are 40-hour & 56-hour positions. The first code is for 40-hr, the second one for 56-hr.)

---

<b>Group</b>	<b>Title</b>	<b>Step</b>	<b>Hourly Rate</b>	<b>Monthly Rate</b>	<b>Annual Rate</b>
CNCL	COUNCIL MEMBER (001)	1	27.9870	485.12	5,821.40

---

**Culver CITY**  
**Salary Schedule**  
**Effective Date 03/13/2023**

**Note:** For FIRE job titles, the printed hourly rates are for 40-hour employees. To determine the hourly rates for 56-hour employees, divide the annual rate by 2912. (Titles with two codes in parentheses indicate they are 40-hour & 56-hour positions. The first code is for 40-hr, the second one for 56-hr.)

Group	Title	Step	Hourly Rate	Monthly Rate	Annual Rate
EXEC	ADMIN SERVICES DIRECTOR (911)	1	88.3093	15,306.94	183,683.24
EXEC	ADMIN SERVICES DIRECTOR (911)	2	92.8197	16,088.76	193,065.08
EXEC	ADMIN SERVICES DIRECTOR (911)	3	97.5635	16,911.01	202,932.08
EXEC	ADMIN SERVICES DIRECTOR (911)	4	102.5479	17,774.97	213,299.58
EXEC	ADMIN SERVICES DIRECTOR (911)	5	107.7901	18,683.62	224,203.46
EXEC	ASSISTANT CITY MANAGER (908)	1	95.2936	16,517.56	198,210.74
EXEC	ASSISTANT CITY MANAGER (908)	2	100.1636	17,361.70	208,340.34
EXEC	ASSISTANT CITY MANAGER (908)	3	105.2810	18,248.71	218,984.48
EXEC	ASSISTANT CITY MANAGER (908)	4	110.6614	19,181.31	230,175.66
EXEC	ASSISTANT CITY MANAGER (908)	5	116.3157	20,161.40	241,936.76
EXEC	ASSTANT TO CITY MANAGER (900)	1	58.7726	10,187.26	122,247.06
EXEC	ASSTANT TO CITY MANAGER (900)	2	61.7760	10,707.84	128,494.08
EXEC	ASSTANT TO CITY MANAGER (900)	3	64.9326	11,254.99	135,059.86
EXEC	ASSTANT TO CITY MANAGER (900)	4	68.2507	11,830.13	141,961.56
EXEC	ASSTANT TO CITY MANAGER (900)	5	71.7378	12,434.54	149,214.52
EXEC	CHIEF FINANCIAL OFFICER (907)	1	91.5804	15,873.93	190,487.18
EXEC	CHIEF FINANCIAL OFFICER (907)	2	96.2607	16,685.20	200,222.36
EXEC	CHIEF FINANCIAL OFFICER (907)	3	101.1785	17,537.61	210,451.28
EXEC	CHIEF FINANCIAL OFFICER (907)	4	106.3497	18,433.96	221,207.48
EXEC	CHIEF FINANCIAL OFFICER (907)	5	111.7841	19,375.92	232,510.98
EXEC	CHIEF INFO OFFICER (905)	1	82.8916	14,367.88	172,414.58
EXEC	CHIEF INFO OFFICER (905)	2	87.1264	15,101.91	181,222.86
EXEC	CHIEF INFO OFFICER (905)	3	91.5804	15,873.93	190,487.18
EXEC	CHIEF INFO OFFICER (905)	4	96.2607	16,685.20	200,222.36
EXEC	CHIEF INFO OFFICER (905)	5	101.1785	17,537.61	210,451.28
EXEC	CHIEF TRANSPORTATION OFFICER (903)	1	82.8391	14,358.78	172,305.38
EXEC	CHIEF TRANSPORTATION OFFICER (903)	2	87.0716	15,092.42	181,108.98
EXEC	CHIEF TRANSPORTATION OFFICER (903)	3	91.5203	15,863.51	190,362.12
EXEC	CHIEF TRANSPORTATION OFFICER (903)	4	96.1968	16,674.10	200,089.24
EXEC	CHIEF TRANSPORTATION OFFICER (903)	5	101.1131	17,526.28	210,315.30
EXEC	CITY ATTORNEY (909)	1	115.9578	20,099.34	241,192.12
EXEC	CITY ATTORNEY (909)	2	121.8830	21,126.39	253,516.64
EXEC	CITY ATTORNEY (909)	3	128.1114	22,205.97	266,471.66
EXEC	CITY ATTORNEY (909)	4	134.6582	23,340.76	280,089.16
EXEC	CITY ATTORNEY (909)	5	141.5392	24,533.47	294,401.64
EXEC	CITY MANAGER (910)	1	128.0027	22,187.14	266,245.72
EXEC	CITY MANAGER (910)	2	134.5420	23,320.61	279,847.36
EXEC	CITY MANAGER (910)	3	141.4181	24,512.48	294,149.70
EXEC	CITY MANAGER (910)	4	148.6451	25,765.16	309,181.86
EXEC	CITY MANAGER (910)	5	156.2406	27,081.71	324,980.50

**Culver CITY**  
**Salary Schedule**  
**Effective Date 03/13/2023**

**Note:** For FIRE job titles, the printed hourly rates are for 40-hour employees. To determine the hourly rates for 56-hour employees, divide the annual rate by 2912. (Titles with two codes in parentheses indicate they are 40-hour & 56-hour positions. The first code is for 40-hr, the second one for 56-hr.)

Group	Title	Step	Hourly Rate	Monthly Rate	Annual Rate
EXEC	COMMUNITY DEVELOPMENT DIRECTOR (904)	1	82.0703	14,225.51	170,706.12
EXEC	COMMUNITY DEVELOPMENT DIRECTOR (904)	2	86.2633	14,952.30	179,427.56
EXEC	COMMUNITY DEVELOPMENT DIRECTOR (904)	3	90.6741	15,716.85	188,602.18
EXEC	COMMUNITY DEVELOPMENT DIRECTOR (904)	4	95.3073	16,519.92	198,239.08
EXEC	COMMUNITY DEVELOPMENT DIRECTOR (904)	5	100.1779	17,364.17	208,369.98
EXEC	ECONOMIC DEVELOPMENT DIRECTOR (914)	1	73.3569	12,715.19	152,582.30
EXEC	ECONOMIC DEVELOPMENT DIRECTOR (914)	2	77.0247	13,350.96	160,211.48
EXEC	ECONOMIC DEVELOPMENT DIRECTOR (914)	3	80.8759	14,018.49	168,221.82
EXEC	ECONOMIC DEVELOPMENT DIRECTOR (914)	4	84.9197	14,719.42	176,633.08
EXEC	ECONOMIC DEVELOPMENT DIRECTOR (914)	5	89.1657	15,455.40	185,464.76
EXEC	HOUSING & HUMAN SERVICES DIR (913)	1	79.5014	13,780.24	165,362.86
EXEC	HOUSING & HUMAN SERVICES DIR (913)	2	83.4765	14,469.26	173,631.12
EXEC	HOUSING & HUMAN SERVICES DIR (913)	3	87.6503	15,192.71	182,312.52
EXEC	HOUSING & HUMAN SERVICES DIR (913)	4	92.0329	15,952.37	191,428.38
EXEC	HOUSING & HUMAN SERVICES DIR (913)	5	96.6346	16,750.00	201,000.02
EXEC	HUMAN RESOURCES DIRECTOR (902)	1	82.5320	14,305.55	171,666.56
EXEC	HUMAN RESOURCES DIRECTOR (902)	2	86.7472	15,036.19	180,434.28
EXEC	HUMAN RESOURCES DIRECTOR (902)	3	91.1808	15,804.66	189,655.96
EXEC	HUMAN RESOURCES DIRECTOR (902)	4	95.8391	16,612.12	199,345.38
EXEC	HUMAN RESOURCES DIRECTOR (902)	5	100.7385	17,461.34	209,536.08
EXEC	PLANNING/DEVELOPMENT DIRECTOR (912)	1	80.2930	13,917.45	167,009.44
EXEC	PLANNING/DEVELOPMENT DIRECTOR (912)	2	84.3070	14,613.21	175,358.56
EXEC	PLANNING/DEVELOPMENT DIRECTOR (912)	3	88.5230	15,343.99	184,127.84
EXEC	PLANNING/DEVELOPMENT DIRECTOR (912)	4	92.9490	16,111.16	193,333.92
EXEC	PLANNING/DEVELOPMENT DIRECTOR (912)	5	97.5962	16,916.68	203,000.20
EXEC	PRCS DIRECTOR (901)	1	76.8953	13,328.51	159,942.12
EXEC	PRCS DIRECTOR (901)	2	80.8235	14,009.41	168,112.88
EXEC	PRCS DIRECTOR (901)	3	84.9536	14,725.30	176,703.54
EXEC	PRCS DIRECTOR (901)	4	89.2966	15,478.08	185,736.98
EXEC	PRCS DIRECTOR (901)	5	93.8590	16,268.89	195,226.72
EXEC	PUBLIC WORKS DIRECTOR (906)	1	87.1264	15,101.91	181,222.86
EXEC	PUBLIC WORKS DIRECTOR (906)	2	91.5804	15,873.93	190,487.18
EXEC	PUBLIC WORKS DIRECTOR (906)	3	96.2607	16,685.20	200,222.36
EXEC	PUBLIC WORKS DIRECTOR (906)	4	101.1785	17,537.61	210,451.28
EXEC	PUBLIC WORKS DIRECTOR (906)	5	106.3497	18,433.96	221,207.48



**Culver CITY**  
**Salary Schedule**  
**Effective Date 03/13/2023**

**Note:** For FIRE job titles, the printed hourly rates are for 40-hour employees. To determine the hourly rates for 56-hour employees, divide the annual rate by 2912. (Titles with two codes in parentheses indicate they are 40-hour & 56-hour positions. The first code is for 40-hr, the second one for 56-hr.)

Group	Title	Step	Hourly Rate	Monthly Rate	Annual Rate
FIRE	FIRE CAPTAIN (504/505)	1	66.5321	11,532.23	138,386.72
FIRE	FIRE ENGINEER (502/503)	1	57.8540	10,028.02	120,336.22
FIRE	FIREFIGHTER (500/501)	0	34.6443	6,005.00	72,059.97
FIRE	FIREFIGHTER (500/501)	1	38.6518	6,699.64	80,395.72
FIRE	FIREFIGHTER (500/501)	2	39.6305	6,869.28	82,431.35
FIRE	FIREFIGHTER (500/501)	3	43.2870	7,503.07	90,036.87
FIRE	FIREFIGHTER (500/501)	4	45.7279	7,926.18	95,114.10
FIRE	FIREFIGHTER (500/501)	5	48.3135	8,374.33	100,491.96
FIRE	FIREFIGHTER (500/501)	6	50.3078	8,720.02	104,640.21

**Culver CITY**  
**Salary Schedule**  
**Effective Date 03/13/2023**

**Note:** For FIRE job titles, the printed hourly rates are for 40-hour employees. To determine the hourly rates for 56-hour employees, divide the annual rate by 2912. (Titles with two codes in parentheses indicate they are 40-hour & 56-hour positions. The first code is for 40-hr, the second one for 56-hr.)

Group	Title	Step	Hourly Rate	Monthly Rate	Annual Rate
FMGT	ASST FIRE CHIEF (509)	1	96.3155	16,694.69	200,336.27
FMGT	BATTALION CHIEF (506/507)	1	79.7639	13,825.75	165,908.94
FMGT	FIRE CHIEF (510)	1	111.8708	19,390.92	232,691.08
FMGT	FIRE MARSHAL (508)	1	91.7290	15,899.70	190,796.43

**Culver CITY**  
**Salary Schedule**  
**Effective Date 03/13/2023**

**Note:** For FIRE job titles, the printed hourly rates are for 40-hour employees. To determine the hourly rates for 56-hour employees, divide the annual rate by 2912. (Titles with two codes in parentheses indicate they are 40-hour & 56-hour positions. The first code is for 40-hr, the second one for 56-hr.)

Group	Title	Step	Hourly Rate	Monthly Rate	Annual Rate
NBNE	ADMIN INTERN (107)	1	15.6279	0.00	0.00
NBNE	ADMIN INTERN (107)	2	16.4093	0.00	0.00
NBNE	ADMIN INTERN (107)	3	17.2298	0.00	0.00
NBNE	AMBULANCE OPERATOR (116)	1	20.0000	0.00	0.00
NBNE	AMBULANCE OPERATOR (116)	2	21.0000	0.00	0.00
NBNE	AMBULANCE OPERATOR (116)	3	22.0500	0.00	0.00
NBNE	BUS OPERATOR TRAINEE (106)	1	19.1008	0.00	0.00
NBNE	CASHIER PLUNGE (101)	1	15.5001	0.00	0.00
NBNE	CASHIER PLUNGE (101)	2	16.2751	0.00	0.00
NBNE	CASHIER PLUNGE (101)	3	17.0888	0.00	0.00
NBNE	CONTRACT EMPLOYEE (199)	1	20.0000	0.00	0.00
NBNE	CONTRACT EMPLOYEE (199)	2	30.0000	0.00	0.00
NBNE	CONTRACT EMPLOYEE (199)	3	40.0000	0.00	0.00
NBNE	CONTRACT EMPLOYEE (199)	4	50.0000	0.00	0.00
NBNE	CONTRACT EMPLOYEE (199)	5	60.0000	0.00	0.00
NBNE	CONTRACT EMPLOYEE (199)	6	70.0000	0.00	0.00
NBNE	CONTRACT EMPLOYEE (199)	7	80.0000	0.00	0.00
NBNE	CONTRACT EMPLOYEE (199)	8	90.0000	0.00	0.00
NBNE	CONTRACT EMPLOYEE (199)	9	100.0000	0.00	0.00
NBNE	CONTRACT EMPLOYEE (199)	10	110.0000	0.00	0.00
NBNE	CONTRACT EMPLOYEE (199)	11	120.0000	0.00	0.00
NBNE	CONTRACT EMPLOYEE (199)	12	130.0000	0.00	0.00
NBNE	CROSSING GUARD (104)	1	15.7830	0.00	0.00
NBNE	GIS INTERN (111)	1	17.3644	0.00	0.00
NBNE	GIS INTERN (111)	2	18.2326	0.00	0.00
NBNE	GIS INTERN (111)	3	19.1442	0.00	0.00
NBNE	INSTRCTR/PPL/DISABILITIES (115)	1	23.8471	0.00	0.00
NBNE	LIFEGUARD (108)	1	20.0268	0.00	0.00
NBNE	LIFEGUARD (108)	2	20.9649	0.00	0.00
NBNE	LIFEGUARD (108)	3	21.9500	0.00	0.00
NBNE	LIFEGUARD SWIM INSTRUCTOR NB (110)	1	21.6823	0.00	0.00
NBNE	LIFEGUARD SWIM INSTRUCTOR NB (110)	2	22.7033	0.00	0.00
NBNE	LIFEGUARD SWIM INSTRUCTOR NB (110)	3	23.7752	0.00	0.00
NBNE	POOL MANAGER (113)	1	25.4203	0.00	0.00
NBNE	POOL MANAGER (113)	2	26.3405	0.00	0.00
NBNE	POOL MANAGER (113)	3	27.3068	0.00	0.00
NBNE	RECREATION LEADER I (103)	1	15.5001	0.00	0.00
NBNE	RECREATION LEADER I (103)	2	16.2751	0.00	0.00
NBNE	RECREATION LEADER I (103)	3	17.0888	0.00	0.00

**Culver CITY**  
**Salary Schedule**  
**Effective Date 03/13/2023**

**Note:** For FIRE job titles, the printed hourly rates are for 40-hour employees. To determine the hourly rates for 56-hour employees, divide the annual rate by 2912. (Titles with two codes in parentheses indicate they are 40-hour & 56-hour positions. The first code is for 40-hr, the second one for 56-hr.)

Group	Title	Step	Hourly Rate	Monthly Rate	Annual Rate
NBNE	RECREATION LEADER II (109)	1	18.0597	0.00	0.00
NBNE	RECREATION LEADER II (109)	2	18.9629	0.00	0.00
NBNE	RECREATION LEADER II (109)	3	19.9108	0.00	0.00
NBNE	RECREATION SPECIALIST (114)	1	23.8676	0.00	0.00
NBNE	RECREATION SPECIALIST (114)	2	25.0610	0.00	0.00
NBNE	RECREATION SPECIALIST (114)	3	26.3140	0.00	0.00
NBNE	SR RECREATION LEADER (112)	1	21.2462	0.00	0.00
NBNE	SR RECREATION LEADER (112)	2	22.3086	0.00	0.00
NBNE	SR RECREATION LEADER (112)	3	23.4240	0.00	0.00
NBNE	STUDENT WORKER I (100)	1	15.5000	0.00	0.00
NBNE	STUDENT WORKER I (100)	2	16.2749	0.00	0.00
NBNE	STUDENT WORKER I (100)	3	17.0887	0.00	0.00
NBNE	STUDENT WORKER II (102)	1	16.2749	0.00	0.00
NBNE	STUDENT WORKER II (102)	2	17.0887	0.00	0.00
NBNE	STUDENT WORKER II (102)	3	17.9431	0.00	0.00
NBNE	STUDENT WORKER III (105)	1	18.7713	0.00	0.00
NBNE	STUDENT WORKER III (105)	2	19.7099	0.00	0.00
NBNE	STUDENT WORKER III (105)	3	20.6953	0.00	0.00

*Culver* **CITY**  
**Salary Schedule**  
**Effective Date 03/13/2023**

**Note:** For FIRE job titles, the printed hourly rates are for 40-hour employees. To determine the hourly rates for 56-hour employees, divide the annual rate by 2912. (Titles with two codes in parentheses indicate they are 40-hour & 56-hour positions. The first code is for 40-hr, the second one for 56-hr.)

Group	Title	Step	Hourly Rate	Monthly Rate	Annual Rate
PMGT	ASSISTANT CHIEF (605)	1	108.5579	18,816.70	225,800.38
PMGT	POLICE CAPTAIN (604)	1	93.9865	16,290.99	195,491.92
PMGT	POLICE CHIEF (606)	1	124.8419	21,639.26	259,671.10
PMGT	POLICE LIEUTENANT (603)	1	74.9813	12,996.75	155,961.00

**Culver CITY**  
**Salary Schedule**  
**Effective Date 03/13/2023**

**Note:** For FIRE job titles, the printed hourly rates are for 40-hour employees. To determine the hourly rates for 56-hour employees, divide the annual rate by 2912. (Titles with two codes in parentheses indicate they are 40-hour & 56-hour positions. The first code is for 40-hr, the second one for 56-hr.)

Group	Title	Step	Hourly Rate	Monthly Rate	Annual Rate
POLC	POLICE OFFICER (601)	1	40.8792	7,085.74	85,028.84
POLC	POLICE OFFICER (601)	2	42.1245	7,301.58	87,618.96
POLC	POLICE OFFICER (601)	3	45.1179	7,820.43	93,845.18
POLC	POLICE OFFICER (601)	4	46.2550	8,017.53	96,210.40
POLC	POLICE OFFICER (601)	5	47.6514	8,259.57	99,114.86
POLC	POLICE OFFICER (601)	6	49.2352	8,534.11	102,409.32
POLC	POLICE OFFICER (601)	7	50.7382	8,794.63	105,535.56
POLC	POLICE OFFICER (601)	8	52.0194	9,016.69	108,200.30
POLC	POLICE OFFICER (601)	9	53.4461	9,264.00	111,167.94
POLC	POLICE SERGEANT (602)	1	61.5606	10,670.51	128,046.10

**Culver CITY**  
**Salary Schedule**  
**Effective Date 03/13/2023**

**Note:** For FIRE job titles, the printed hourly rates are for 40-hour employees. To determine the hourly rates for 56-hour employees, divide the annual rate by 2912. (Titles with two codes in parentheses indicate they are 40-hour & 56-hour positions. The first code is for 40-hr, the second one for 56-hr.)

<b>Group</b>	<b>Title</b>	<b>Step</b>	<b>Hourly Rate</b>	<b>Monthly Rate</b>	<b>Annual Rate</b>
POLR	POLICE RECRUIT (600)	1	40.8792	7,085.74	85,028.84







## Salary Schedule

Effective Date 07/01/2022

**Note:** For FIRE job titles, the printed hourly rates are for 40-hour employees. To determine the hourly rates for 56-hour employees, divide the annual rate by 2912. (Titles with two codes in parentheses indicate they are 40-hour & 56-hour positions. The first code is for 40-hr, the second one for 56-hr.)

Group	Title	Step	Hourly Rate	Monthly Rate	Annual Rate
FIRE	FIRE CAPTAIN (504/505)	1	66.8574	11,588.62	139,063.43
FIRE	FIRE ENGINEER (502/503)	1	58.1369	10,077.06	120,924.66
FIRE	FIREFIGHTER (500/501)	0	34.8136	6,034.36	72,412.34
FIRE	FIREFIGHTER (500/501)	1	38.8408	6,732.40	80,788.85
FIRE	FIREFIGHTER (500/501)	2	39.8243	6,902.87	82,834.44
FIRE	FIREFIGHTER (500/501)	3	43.4986	7,539.76	90,477.15
FIRE	FIREFIGHTER (500/501)	4	45.9515	7,964.93	95,579.20
FIRE	FIREFIGHTER (500/501)	5	48.5498	8,415.28	100,983.37
FIRE	FIREFIGHTER (500/501)	6	50.5538	8,762.66	105,151.89

## Salary Schedule

Effective Date 07/01/2022

**Note:** For FIRE job titles, the printed hourly rates are for 40-hour employees. To determine the hourly rates for 56-hour employees, divide the annual rate by 2912. (Titles with two codes in parentheses indicate they are 40-hour & 56-hour positions. The first code is for 40-hr, the second one for 56-hr.)

Group	Title	Step	Hourly Rate	Monthly Rate	Annual Rate
FMGT	ASST FIRE CHIEF (509)	1	96.7865	16,776.33	201,315.91
FMGT	BATTALION CHIEF (506/507)	1	80.1540	13,893.35	166,720.23
FMGT	FIRE CHIEF (510)	1	112.4178	19,485.75	233,828.94
FMGT	FIRE MARSHAL (508)	1	92.1776	15,977.45	191,729.42





# Culver CITY

## Salary Schedule

Effective Date 01/01/2023

**Note:** For FIRE job titles, the printed hourly rates are for 40-hour employees. To determine the hourly rates for 56-hour employees, divide the annual rate by 2912. (Titles with two codes in parentheses indicate they are 40-hour & 56-hour positions. The first code is for 40-hr, the second one for 56-hr.)

Group	Title	Step	Hourly Rate	Monthly Rate	Annual Rate
FIRE	FIRE CAPTAIN (504/505)	1	68.3618	11,849.36	142,192.36
FIRE	FIRE ENGINEER (502/503)	1	59.4449	10,303.79	123,645.46
FIRE	FIREFIGHTER (500/501)	0	35.5969	6,170.14	74,041.62
FIRE	FIREFIGHTER (500/501)	1	39.7148	6,883.88	82,606.60
FIRE	FIREFIGHTER (500/501)	2	40.7203	7,058.18	84,698.21
FIRE	FIREFIGHTER (500/501)	3	44.4774	7,709.41	92,512.89
FIRE	FIREFIGHTER (500/501)	4	46.9855	8,144.14	97,729.73
FIRE	FIREFIGHTER (500/501)	5	49.6421	8,604.63	103,255.50
FIRE	FIREFIGHTER (500/501)	6	51.6913	8,959.82	107,517.81

# Culver CITY

## Salary Schedule

Effective Date 01/01/2023

**Note:** For FIRE job titles, the printed hourly rates are for 40-hour employees. To determine the hourly rates for 56-hour employees, divide the annual rate by 2912. (Titles with two codes in parentheses indicate they are 40-hour & 56-hour positions. The first code is for 40-hr, the second one for 56-hr.)

Group	Title	Step	Hourly Rate	Monthly Rate	Annual Rate
FMGT	ASST FIRE CHIEF (509)	1	98.9643	17,153.79	205,845.52
FMGT	BATTALION CHIEF (506/507)	1	81.9574	14,205.95	170,471.44
FMGT	FIRE CHIEF (510)	1	114.9471	19,924.17	239,090.09
FMGT	FIRE MARSHAL (508)	1	94.2516	16,336.94	196,043.33

1  
2  
3  
4  
5  
6  
7  
8  
9  
10  
11  
12  
13  
14  
15  
16  
17  
18  
19  
20  
21  
22  
23  
24  
25  
26  
27  
28


**RESOLUTION NO. 2023-R043**

A RESOLUTION OF THE CITY COUNCIL OF THE CITY OF CULVER CITY, CALIFORNIA, ADOPTING THE CLASSIFICATION AND SALALRY PLAN FOR CITY EMPLOYEES EFFECTIVE JULY 3, 2023.

NOW, THEREFORE, the City Council of the City of Culver City, DOES RESOLVE AS FOLLOWS:

- 1. The Classification and Salary Plan, attached hereto as Exhibit "A" and incorporated herein by this reference, is hereby adopted effective July 3, 2023.
- 2. The Classification and Salary Plan, attached hereto as Exhibit "A" shall supersede and replace all previously adopted salary plans for City employees.
- 3. The City Manager and Chief Financial Officer are hereby authorized to adjust and pay salaries of the City employees in accordance with the Classification and Salary Plan adopted by this Resolution, effective July 3, 2023. .


APPROVED and ADOPTED this 12<sup>th</sup> day of June 2023.

  
 \_\_\_\_\_  
 ALBERT VERA, Mayor  
 City of Culver City, California

ATTEST:

APPROVED AS TO FORM:

  
 \_\_\_\_\_  
 JEREMY BOCCHINO  
 City Clerk

  
 \_\_\_\_\_  
 HEATHERS. BAKER  
 City Attorney



# Culver CITY

## Salary Schedule

### Effective Date 07/01/2023

**Note:** For FIRE job titles, the printed hourly rates are for 40-hour employees. To determine the hourly rates for 56-hour employees, divide the annual rate by 2912. (Titles with two codes in parentheses indicate they are 40-hour & 56-hour positions. The first code is for 40-hr, the second one for 56-hr.)

Group	Title	Step	Hourly Rate	Monthly Rate	Annual Rate
CCEA	ACCOUNT CLERK (205)	1	24.4270	4,234.01	50,808.16
CCEA	ACCOUNT CLERK (205)	2	25.6764	4,450.57	53,406.86
CCEA	ACCOUNT CLERK (205)	3	26.9885	4,678.01	56,136.08
CCEA	ACCOUNT CLERK (205)	4	28.3687	4,917.25	59,007.00
CCEA	ACCOUNT CLERK (205)	5	29.8208	5,168.93	62,027.16
CCEA	ACCOUNT CLERK-REG PT (205R)	1	24.4270	4,234.01	50,808.16
CCEA	ACCOUNT CLERK-REG PT (205R)	2	25.6764	4,450.57	53,406.86
CCEA	ACCOUNT CLERK-REG PT (205R)	3	26.9885	4,678.01	56,136.08
CCEA	ACCOUNTANT (419)	1	36.1724	6,269.88	75,238.54
CCEA	ACCOUNTANT (419)	2	38.0201	6,590.16	79,081.86
CCEA	ACCOUNTANT (419)	3	39.9629	6,926.90	83,122.78
CCEA	ACCOUNTANT (419)	4	42.0055	7,280.95	87,371.44
CCEA	ACCOUNTANT (419)	5	44.1521	7,653.04	91,836.42
CCEA	ACCOUNTANT II (428)	1	39.5658	6,858.06	82,296.76
CCEA	ACCOUNTANT II (428)	2	41.5880	7,208.59	86,503.04
CCEA	ACCOUNTANT II (428)	3	43.7129	7,576.90	90,922.78
CCEA	ACCOUNTANT II (428)	4	45.9470	7,964.15	95,569.76
CCEA	ACCOUNTANT II (428)	5	48.2954	8,371.20	100,454.38
CCEA	ACCOUNTING TECHNICIAN (223)	1	29.6718	5,143.10	61,717.24
CCEA	ACCOUNTING TECHNICIAN (223)	2	31.1613	5,401.28	64,815.40
CCEA	ACCOUNTING TECHNICIAN (223)	3	32.7405	5,675.02	68,100.24
CCEA	ACCOUNTING TECHNICIAN (223)	4	34.4136	5,965.03	71,580.34
CCEA	ACCOUNTING TECHNICIAN (223)	5	36.1724	6,269.88	75,238.54
CCEA	ADMIN CLERK (207)	1	24.1842	4,191.94	50,303.24
CCEA	ADMIN CLERK (207)	2	25.4208	4,406.26	52,875.16
CCEA	ADMIN CLERK (207)	3	26.7199	4,631.45	55,577.34
CCEA	ADMIN CLERK (207)	4	28.0864	4,868.31	58,419.66
CCEA	ADMIN CLERK (207)	5	29.5242	5,117.54	61,410.44
CCEA	ADMIN CLERK-REG PT (207R)	1	24.1842	4,191.94	50,303.24
CCEA	ADMIN CLERK-REG PT (207R)	2	25.4208	4,406.26	52,875.16
CCEA	ADMIN CLERK-REG PT (207R)	3	26.7199	4,631.45	55,577.34
CCEA	ADMIN SECRETARY (222)	1	29.5242	5,117.54	61,410.44
CCEA	ADMIN SECRETARY (222)	2	31.0084	5,374.79	64,497.42
CCEA	ADMIN SECRETARY (222)	3	32.5775	5,646.77	67,761.20
CCEA	ADMIN SECRETARY (222)	4	34.2429	5,935.43	71,225.18
CCEA	ADMIN SECRETARY (222)	5	35.9915	6,238.53	74,862.32
CCEA	ANIMAL SERVICES OFFICER (307)	1	28.0864	4,868.31	58,419.66
CCEA	ANIMAL SERVICES OFFICER (307)	2	29.5242	5,117.54	61,410.44
CCEA	ANIMAL SERVICES OFFICER (307)	3	31.0084	5,374.79	64,497.42
CCEA	ANIMAL SERVICES OFFICER (307)	4	32.5775	5,646.77	67,761.20
CCEA	ANIMAL SERVICES OFFICER (307)	5	34.2429	5,935.43	71,225.18

# Culver CITY

## Salary Schedule

Effective Date 07/01/2023

Group	Title	Step	Hourly Rate	Monthly Rate	Annual Rate
CCEA	ASSISTANT ENGINEER (425)	1	39.1499	6,785.98	81,431.74
CCEA	ASSISTANT ENGINEER (425)	2	41.1503	7,132.71	85,592.52
CCEA	ASSISTANT ENGINEER (425)	3	43.2522	7,497.06	89,964.68
CCEA	ASSISTANT ENGINEER (425)	4	45.4631	7,880.28	94,563.30
CCEA	ASSISTANT ENGINEER (425)	5	47.7857	8,282.86	99,394.36
CCEA	ASSISTANT PLANNER (420)	1	36.5345	6,332.65	75,991.76
CCEA	ASSISTANT PLANNER (420)	2	38.4013	6,656.22	79,874.60
CCEA	ASSISTANT PLANNER (420)	3	40.3632	6,996.30	83,955.56
CCEA	ASSISTANT PLANNER (420)	4	42.4266	7,353.95	88,247.38
CCEA	ASSISTANT PLANNER (420)	5	44.5937	7,729.58	92,755.00
CCEA	ASSOC ANL Y-RATE (495)	1	37.2420	6,455.28	77,463.36
CCEA	ASSOCIATE ANALYST (415)	1	35.4574	6,145.95	73,751.34
CCEA	ASSOCIATE ANALYST (415)	2	37.2690	6,459.96	77,519.52
CCEA	ASSOCIATE ANALYST (415)	3	39.1743	6,790.20	81,482.44
CCEA	ASSOCIATE ANALYST (415)	4	41.1760	7,137.17	85,646.08
CCEA	ASSOCIATE ANALYST (415)	5	43.2791	7,501.72	90,020.58
CCEA	ASSOCIATE ENGINEER (439)	1	46.8448	8,119.76	97,437.08
CCEA	ASSOCIATE ENGINEER (439)	2	49.2379	8,534.57	102,414.78
CCEA	ASSOCIATE ENGINEER (439)	3	51.7544	8,970.76	107,649.10
CCEA	ASSOCIATE ENGINEER (439)	4	54.3979	9,428.97	113,147.58
CCEA	ASSOCIATE ENGINEER (439)	5	57.1791	9,911.05	118,932.58
CCEA	ASSOCIATE PLANNER (431)	1	42.0055	7,280.95	87,371.44
CCEA	ASSOCIATE PLANNER (431)	2	44.1521	7,653.04	91,836.42
CCEA	ASSOCIATE PLANNER (431)	3	46.4080	8,044.05	96,528.64
CCEA	ASSOCIATE PLANNER (431)	4	48.7794	8,455.09	101,461.10
CCEA	ASSOCIATE PLANNER (431)	5	51.2716	8,887.08	106,644.98
CCEA	AUDIO VISUAL OP/ANALYST-REG PT (455R)	1	44.1521	7,653.04	91,836.42
CCEA	AUDIO VISUAL OP/ANALYST-REG PT (455R)	2	46.4080	8,044.05	96,528.64
CCEA	AUDIO VISUAL OP/ANALYST-REG PT (455R)	3	48.7794	8,455.09	101,461.10
CCEA	AUTOMATED ENFORCEMENT TECH (219)	1	28.0864	4,868.31	58,419.66
CCEA	AUTOMATED ENFORCEMENT TECH (219)	2	29.5242	5,117.54	61,410.44
CCEA	AUTOMATED ENFORCEMENT TECH (219)	3	31.0084	5,374.79	64,497.42
CCEA	AUTOMATED ENFORCEMENT TECH (219)	4	32.5775	5,646.77	67,761.20
CCEA	AUTOMATED ENFORCEMENT TECH (219)	5	34.2429	5,935.43	71,225.18
CCEA	BICYCLE/PEDESTRIAN COORD (456)	1	46.8448	8,119.76	97,437.08
CCEA	BICYCLE/PEDESTRIAN COORD (456)	2	49.2379	8,534.57	102,414.78
CCEA	BICYCLE/PEDESTRIAN COORD (456)	3	51.7544	8,970.76	107,649.10
CCEA	BICYCLE/PEDESTRIAN COORD (456)	4	54.3979	9,428.97	113,147.58
CCEA	BICYCLE/PEDESTRIAN COORD (456)	5	57.1791	9,911.05	118,932.58
CCEA	BUILDING AND SAFETY INSPECTOR (327)	1	35.4574	6,145.95	73,751.34

# Culver CITY

## Salary Schedule

### Effective Date 07/01/2023

**Note:** For FIRE job titles, the printed hourly rates are for 40-hour employees. To determine the hourly rates for 56-hour employees, divide the annual rate by 2912. (Titles with two codes in parentheses indicate they are 40-hour & 56-hour positions. The first code is for 40-hr, the second one for 56-hr.)

Group	Title	Step	Hourly Rate	Monthly Rate	Annual Rate
CCEA	BUILDING AND SAFETY INSPECTOR (327)	2	37.2690	6,459.96	77,519.52
CCEA	BUILDING AND SAFETY INSPECTOR (327)	3	39.1743	6,790.20	81,482.44
CCEA	BUILDING AND SAFETY INSPECTOR (327)	4	41.1760	7,137.17	85,646.08
CCEA	BUILDING AND SAFETY INSPECTOR (327)	5	43.2791	7,501.72	90,020.58
CCEA	BUILDING ENGINEER (433)	1	43.7129	7,576.90	90,922.78
CCEA	BUILDING ENGINEER (433)	2	45.9470	7,964.15	95,569.76
CCEA	BUILDING ENGINEER (433)	3	48.2954	8,371.20	100,454.38
CCEA	BUILDING ENGINEER (433)	4	50.7632	8,798.96	105,587.56
CCEA	BUILDING ENGINEER (433)	5	53.3567	9,248.50	110,982.04
CCEA	BUS OPERATOR (305)	0	24.7955	4,297.89	51,574.64
CCEA	BUS OPERATOR (305)	1	27.3944	4,748.36	56,980.30
CCEA	BUS OPERATOR (305)	2	28.7962	4,991.35	59,896.20
CCEA	BUS OPERATOR (305)	3	30.2624	5,245.48	62,945.74
CCEA	BUS OPERATOR (305)	4	31.7763	5,507.88	66,094.60
CCEA	BUS OPERATOR (305)	5	33.4006	5,789.44	69,473.30
CCEA	BUS OPERATOR-REG PT (305R)	1	22.4409	3,889.75	46,677.02
CCEA	BUS OPERATOR-REG PT (305R)	2	23.5874	4,088.48	49,061.74
CCEA	BUS OPERATOR-REG PT (305R)	3	24.7955	4,297.89	51,574.64
CCEA	BUSINESS TAX INSPECTOR (224)	1	29.8208	5,168.93	62,027.16
CCEA	BUSINESS TAX INSPECTOR (224)	2	31.3140	5,427.76	65,133.12
CCEA	BUSINESS TAX INSPECTOR (224)	3	32.9035	5,703.27	68,439.28
CCEA	BUSINESS TAX INSPECTOR (224)	4	34.5854	5,994.80	71,937.58
CCEA	BUSINESS TAX INSPECTOR (224)	5	36.3523	6,301.06	75,612.68
CCEA	BUYER (434)	1	43.9326	7,614.99	91,379.86
CCEA	BUYER (434)	2	46.1771	8,004.04	96,048.42
CCEA	BUYER (434)	3	48.5369	8,413.06	100,956.70
CCEA	BUYER (434)	4	51.0174	8,843.01	106,116.14
CCEA	BUYER (434)	5	53.6237	9,294.78	111,537.40
CCEA	CASE MGR-MNTL HLTH/SUB/DISPTCH (460)	1	35.6345	6,176.65	74,119.76
CCEA	CASE MGR-MNTL HLTH/SUB/DISPTCH (460)	2	37.4550	6,492.20	77,906.40
CCEA	CASE MGR-MNTL HLTH/SUB/DISPTCH (460)	3	39.3695	6,824.05	81,888.56
CCEA	CASE MGR-MNTL HLTH/SUB/DISPTCH (460)	4	41.3814	7,172.77	86,073.26
CCEA	CASE MGR-MNTL HLTH/SUB/DISPTCH (460)	5	43.4960	7,539.31	90,471.68
CCEA	CEMENT FINISHER (314)	1	30.4090	5,270.89	63,250.72
CCEA	CEMENT FINISHER (314)	2	31.9343	5,535.27	66,423.24
CCEA	CEMENT FINISHER (314)	3	33.5661	5,818.13	69,817.54
CCEA	CEMENT FINISHER (314)	4	35.2815	6,115.46	73,385.52
CCEA	CEMENT FINISHER (314)	5	37.0842	6,427.94	77,135.24
CCEA	CITY CLERK SPECIALIST (452)	1	33.7331	5,847.08	70,164.90
CCEA	CITY CLERK SPECIALIST (452)	2	35.4574	6,145.95	73,751.34
CCEA	CITY CLERK SPECIALIST (452)	3	37.2690	6,459.96	77,519.52

# Culver CITY

## Salary Schedule

### Effective Date 07/01/2023

**Note:** For FIRE job titles, the printed hourly rates are for 40-hour employees. To determine the hourly rates for 56-hour employees, divide the annual rate by 2912. (Titles with two codes in parentheses indicate they are 40-hour & 56-hour positions. The first code is for 40-hr, the second one for 56-hr.)

Group	Title	Step	Hourly Rate	Monthly Rate	Annual Rate
CCEA	CITY CLERK SPECIALIST (452)	4	39.1743	6,790.20	81,482.44
CCEA	CITY CLERK SPECIALIST (452)	5	41.1760	7,137.17	85,646.08
CCEA	CLAIMS/SAFETY TECHNICIAN (402)	1	33.7331	5,847.08	70,164.90
CCEA	CLAIMS/SAFETY TECHNICIAN (402)	2	35.4574	6,145.95	73,751.34
CCEA	CLAIMS/SAFETY TECHNICIAN (402)	3	37.2690	6,459.96	77,519.52
CCEA	CLAIMS/SAFETY TECHNICIAN (402)	4	39.1743	6,790.20	81,482.44
CCEA	CLAIMS/SAFETY TECHNICIAN (402)	5	41.1760	7,137.17	85,646.08
CCEA	CLERK (200)	1	19.5089	3,381.54	40,578.46
CCEA	CLERK (200)	2	20.5060	3,554.37	42,652.48
CCEA	CLERK (200)	3	21.5548	3,736.16	44,833.88
CCEA	CLERK (200)	4	22.6579	3,927.37	47,128.38
CCEA	CLERK (200)	5	23.8150	4,127.93	49,535.20
CCEA	CLERK TYPIST (202)	1	20.8231	3,609.34	43,312.10
CCEA	CLERK TYPIST (202)	2	21.8887	3,794.05	45,528.60
CCEA	CLERK TYPIST (202)	3	23.0070	3,987.88	47,854.56
CCEA	CLERK TYPIST (202)	4	24.1842	4,191.94	50,303.24
CCEA	CLERK TYPIST (202)	5	25.4208	4,406.26	52,875.16
CCEA	CLERK TYPIST-REG PT (202R)	1	20.8231	3,609.34	43,312.10
CCEA	CLERK TYPIST-REG PT (202R)	2	21.8887	3,794.05	45,528.60
CCEA	CLERK TYPIST-REG PT (202R)	3	23.0070	3,987.88	47,854.56
CCEA	CLERK-REG PT (200R)	1	19.5089	3,381.54	40,578.46
CCEA	CLERK-REG PT (200R)	2	20.5060	3,554.37	42,652.48
CCEA	CLERK-REG PT (200R)	3	21.5548	3,736.16	44,833.88
CCEA	COACH CLEANER (231)	1	22.6653	3,928.64	47,143.72
CCEA	COACH CLEANER (231)	2	23.8247	4,129.62	49,555.48
CCEA	COACH CLEANER (231)	3	25.0434	4,340.85	52,090.22
CCEA	COACH CLEANER (231)	4	26.3233	4,562.70	54,752.36
CCEA	COACH CLEANER (231)	5	27.6689	4,795.94	57,551.26
CCEA	CODE ENFORCEMENT ANALYST (429)	1	40.7691	7,066.65	84,799.78
CCEA	CODE ENFORCEMENT ANALYST (429)	2	42.8517	7,427.64	89,131.64
CCEA	CODE ENFORCEMENT ANALYST (429)	3	45.0420	7,807.28	93,687.36
CCEA	CODE ENFORCEMENT ANALYST (429)	4	47.3429	8,206.10	98,473.18
CCEA	CODE ENFORCEMENT ANALYST (429)	5	49.7632	8,625.63	103,507.56
CCEA	CODE ENFORCEMENT OFFICER (228)	1	33.0639	5,731.07	68,772.86
CCEA	CODE ENFORCEMENT OFFICER (228)	2	34.7535	6,023.94	72,287.28
CCEA	CODE ENFORCEMENT OFFICER (228)	3	36.5293	6,331.74	75,980.84
CCEA	CODE ENFORCEMENT OFFICER (228)	4	38.3957	6,655.26	79,863.16
CCEA	CODE ENFORCEMENT OFFICER (228)	5	40.3571	6,995.24	83,942.82
CCEA	COMM SVCS OFFICER-REG PT (201R)	1	19.4184	3,365.85	40,390.22
CCEA	COMM SVCS OFFICER-REG PT (201R)	2	20.4109	3,537.89	42,454.62

# Culver CITY

## Salary Schedule

### Effective Date 07/01/2023

**Note:** For FIRE job titles, the printed hourly rates are for 40-hour employees. To determine the hourly rates for 56-hour employees, divide the annual rate by 2912. (Titles with two codes in parentheses indicate they are 40-hour & 56-hour positions. The first code is for 40-hr, the second one for 56-hr.)

Group	Title	Step	Hourly Rate	Monthly Rate	Annual Rate
CCEA	COMM SVCS OFFICER-REG PT (201R)	3	21.4547	3,718.82	44,625.88
CCEA	COMMUNICATION SUPERVISOR (453)	1	47.1453	8,171.84	98,062.12
CCEA	COMMUNICATION SUPERVISOR (453)	2	49.5557	8,589.66	103,075.96
CCEA	COMMUNICATION SUPERVISOR (453)	3	52.0876	9,028.52	108,342.26
CCEA	COMMUNICATION SUPERVISOR (453)	4	54.7480	9,489.65	113,875.84
CCEA	COMMUNICATION SUPERVISOR (453)	5	57.5466	9,974.75	119,696.98
CCEA	COMMUNICATIONS TECHNICIAN (333)	1	40.9960	7,105.97	85,271.68
CCEA	COMMUNICATIONS TECHNICIAN (333)	2	43.0919	7,469.26	89,631.10
CCEA	COMMUNICATIONS TECHNICIAN (333)	3	45.2935	7,850.87	94,210.48
CCEA	COMMUNICATIONS TECHNICIAN (333)	4	47.6070	8,251.88	99,022.56
CCEA	COMMUNICATIONS TECHNICIAN (333)	5	50.0405	8,673.69	104,084.24
CCEA	COMPUTER PROGRAMMER (422)	1	37.4550	6,492.20	77,906.40
CCEA	COMPUTER PROGRAMMER (422)	2	39.3695	6,824.05	81,888.56
CCEA	COMPUTER PROGRAMMER (422)	3	41.3814	7,172.77	86,073.26
CCEA	COMPUTER PROGRAMMER (422)	4	43.4960	7,539.31	90,471.68
CCEA	COMPUTER PROGRAMMER (422)	5	45.7186	7,924.56	95,094.74
CCEA	CUSTODIAN (203)	1	21.1376	3,663.86	43,966.26
CCEA	CUSTODIAN (203)	2	22.2175	3,851.03	46,212.40
CCEA	CUSTODIAN (203)	3	23.3537	4,047.98	48,575.80
CCEA	CUSTODIAN (203)	4	24.5488	4,255.12	51,061.40
CCEA	CUSTODIAN (203)	5	25.8035	4,472.61	53,671.28
CCEA	CUSTODIAN-REG PT (203R)	1	21.1376	3,663.86	43,966.26
CCEA	CUSTODIAN-REG PT (203R)	2	22.2175	3,851.03	46,212.40
CCEA	CUSTODIAN-REG PT (203R)	3	23.3537	4,047.98	48,575.80
CCEA	ELEC FLEET SVCS TECH (338)	1	35.3027	6,119.14	73,429.72
CCEA	ELEC FLEET SVCS TECH (338)	2	37.1063	6,431.75	77,181.00
CCEA	ELEC FLEET SVCS TECH (338)	3	39.0031	6,760.54	81,126.50
CCEA	ELEC FLEET SVCS TECH (338)	4	40.9960	7,105.97	85,271.68
CCEA	ELEC FLEET SVCS TECH (338)	5	43.0919	7,469.26	89,631.10
CCEA	ELECTRICAL MAINT CREWLEADER (337)	1	43.8859	7,606.89	91,282.62
CCEA	ELECTRICAL MAINT CREWLEADER (337)	2	46.1293	7,995.74	95,948.84
CCEA	ELECTRICAL MAINT CREWLEADER (337)	3	48.4860	8,404.24	100,850.88
CCEA	ELECTRICAL MAINT CREWLEADER (337)	4	50.9638	8,833.72	106,004.60
CCEA	ELECTRICAL MAINT CREWLEADER (337)	5	53.5683	9,285.16	111,421.96
CCEA	ENGINEERING DRAWING & DOC TECH (432)	1	42.0055	7,280.95	87,371.44
CCEA	ENGINEERING DRAWING & DOC TECH (432)	2	44.1521	7,653.04	91,836.42
CCEA	ENGINEERING DRAWING & DOC TECH (432)	3	46.4080	8,044.05	96,528.64
CCEA	ENGINEERING DRAWING & DOC TECH (432)	4	48.7794	8,455.09	101,461.10
CCEA	ENGINEERING DRAWING & DOC TECH (432)	5	51.2716	8,887.08	106,644.98
CCEA	ENGINEERING TECHNICIAN (406)	1	32.7405	5,675.02	68,100.24

# Culver CITY

## Salary Schedule

### Effective Date 07/01/2023

**Note:** For FIRE job titles, the printed hourly rates are for 40-hour employees. To determine the hourly rates for 56-hour employees, divide the annual rate by 2912. (Titles with two codes in parentheses indicate they are 40-hour & 56-hour positions. The first code is for 40-hr, the second one for 56-hr.)

Group	Title	Step	Hourly Rate	Monthly Rate	Annual Rate
CCEA	ENGINEERING TECHNICIAN (406)	2	34.4136	5,965.03	71,580.34
CCEA	ENGINEERING TECHNICIAN (406)	3	36.1724	6,269.88	75,238.54
CCEA	ENGINEERING TECHNICIAN (406)	4	38.0201	6,590.16	79,081.86
CCEA	ENGINEERING TECHNICIAN (406)	5	39.9629	6,926.90	83,122.78
CCEA	ENVIRONMENTAL COMPLIANCE INSP (451)	1	35.6345	6,176.65	74,119.76
CCEA	ENVIRONMENTAL COMPLIANCE INSP (451)	2	37.4550	6,492.20	77,906.40
CCEA	ENVIRONMENTAL COMPLIANCE INSP (451)	3	39.3695	6,824.05	81,888.56
CCEA	ENVIRONMENTAL COMPLIANCE INSP (451)	4	41.3814	7,172.77	86,073.26
CCEA	ENVIRONMENTAL COMPLIANCE INSP (451)	5	43.4960	7,539.31	90,471.68
CCEA	FACILITIES LEADWORKER (332)	1	37.2690	6,459.96	77,519.52
CCEA	FACILITIES LEADWORKER (332)	2	39.1743	6,790.20	81,482.44
CCEA	FACILITIES LEADWORKER (332)	3	41.1760	7,137.17	85,646.08
CCEA	FACILITIES LEADWORKER (332)	4	43.2791	7,501.72	90,020.58
CCEA	FACILITIES LEADWORKER (332)	5	45.4913	7,885.15	94,621.80
CCEA	FACILITIES MAINT CREW LEADER (322)	1	33.7331	5,847.08	70,164.90
CCEA	FACILITIES MAINT CREW LEADER (322)	2	35.4574	6,145.95	73,751.34
CCEA	FACILITIES MAINT CREW LEADER (322)	3	37.2690	6,459.96	77,519.52
CCEA	FACILITIES MAINT CREW LEADER (322)	4	39.1743	6,790.20	81,482.44
CCEA	FACILITIES MAINT CREW LEADER (322)	5	41.1760	7,137.17	85,646.08
CCEA	FACILITIES MAINTENANCE WORKER (303)	1	27.2581	4,724.74	56,696.90
CCEA	FACILITIES MAINTENANCE WORKER (303)	2	28.6522	4,966.39	59,596.68
CCEA	FACILITIES MAINTENANCE WORKER (303)	3	30.1187	5,220.58	62,647.00
CCEA	FACILITIES MAINTENANCE WORKER (303)	4	31.6211	5,481.00	65,771.94
CCEA	FACILITIES MAINTENANCE WORKER (303)	5	33.2336	5,760.50	69,125.94
CCEA	FIRE PREVENTION SPECIALIST (437)	1	45.3115	7,853.99	94,247.92
CCEA	FIRE PREVENTION SPECIALIST (437)	2	47.6277	8,255.48	99,065.72
CCEA	FIRE PREVENTION SPECIALIST (437)	3	50.0609	8,677.22	104,126.62
CCEA	FIRE PREVENTION SPECIALIST (437)	4	52.6199	9,120.78	109,449.34
CCEA	FIRE PREVENTION SPECIALIST (437)	5	55.3082	9,586.76	115,041.16
CCEA	FIRE PREVENTION SPECIALIST-REG PT (437R)	1	45.3115	7,853.99	94,247.92
CCEA	FIRE PREVENTION SPECIALIST-REG PT (437R)	2	47.6277	8,255.48	99,065.72
CCEA	FIRE PREVENTION SPECIALIST-REG PT (437R)	3	50.0609	8,677.22	104,126.62
CCEA	FLEET SERVICES ASSISTANT (210)	1	24.4270	4,234.01	50,808.16
CCEA	FLEET SERVICES ASSISTANT (210)	2	25.6764	4,450.57	53,406.86
CCEA	FLEET SERVICES ASSISTANT (210)	3	26.9885	4,678.01	56,136.08
CCEA	FLEET SERVICES ASSISTANT (210)	4	28.3687	4,917.25	59,007.00
CCEA	FLEET SERVICES ASSISTANT (210)	5	29.8208	5,168.93	62,027.16
CCEA	FLEET SERVICES ASSISTANT-REG PT (210R)	1	24.4270	4,234.01	50,808.16
CCEA	FLEET SERVICES ASSISTANT-REG PT (210R)	2	25.6764	4,450.57	53,406.86

# Culver CITY

## Salary Schedule

### Effective Date 07/01/2023

**Note:** For FIRE job titles, the printed hourly rates are for 40-hour employees. To determine the hourly rates for 56-hour employees, divide the annual rate by 2912. (Titles with two codes in parentheses indicate they are 40-hour & 56-hour positions. The first code is for 40-hr, the second one for 56-hr.)

Group	Title	Step	Hourly Rate	Monthly Rate	Annual Rate
CCEA	FLEET SERVICES ASSISTANT-REG PT (210R)	3	26.9885	4,678.01	56,136.08
CCEA	FLEET SERVICES SUPERVISOR (427)	1	40.1569	6,960.53	83,526.30
CCEA	FLEET SERVICES SUPERVISOR (427)	2	42.2091	7,316.25	87,794.98
CCEA	FLEET SERVICES SUPERVISOR (427)	3	44.3659	7,690.09	92,281.02
CCEA	FLEET SERVICES SUPERVISOR (427)	4	46.6332	8,083.10	96,997.16
CCEA	FLEET SERVICES SUPERVISOR (427)	5	49.0165	8,496.19	101,954.32
CCEA	FLEET SERVICES TECHNICIAN (309)	1	28.2262	4,892.55	58,710.60
CCEA	FLEET SERVICES TECHNICIAN (309)	2	29.6718	5,143.10	61,717.24
CCEA	FLEET SERVICES TECHNICIAN (309)	3	31.1613	5,401.28	64,815.40
CCEA	FLEET SERVICES TECHNICIAN (309)	4	32.7405	5,675.02	68,100.24
CCEA	FLEET SERVICES TECHNICIAN (309)	5	34.4136	5,965.03	71,580.34
CCEA	FORENSIC SPECIALIST (335)	1	39.7649	6,892.58	82,710.94
CCEA	FORENSIC SPECIALIST (335)	2	41.7962	7,244.68	86,936.20
CCEA	FORENSIC SPECIALIST (335)	3	43.9326	7,614.99	91,379.86
CCEA	FORENSIC SPECIALIST (335)	4	46.1771	8,004.04	96,048.42
CCEA	FORENSIC SPECIALIST (335)	5	48.5369	8,413.06	100,956.70
CCEA	GIS ANALYST (438)	1	46.4080	8,044.05	96,528.64
CCEA	GIS ANALYST (438)	2	48.7794	8,455.09	101,461.10
CCEA	GIS ANALYST (438)	3	51.2716	8,887.08	106,644.98
CCEA	GIS ANALYST (438)	4	53.8923	9,341.32	112,095.88
CCEA	GIS ANALYST (438)	5	56.6461	9,818.66	117,823.94
CCEA	GIS TECHNICIAN (424)	1	38.5940	6,689.63	80,275.52
CCEA	GIS TECHNICIAN (424)	2	40.5661	7,031.46	84,377.54
CCEA	GIS TECHNICIAN (424)	3	42.6384	7,390.65	88,687.82
CCEA	GIS TECHNICIAN (424)	4	44.8172	7,768.32	93,219.88
CCEA	GIS TECHNICIAN (424)	5	47.1078	8,165.34	97,984.12
CCEA	GRAPHIC SERVICES ASSISTANT (209)	1	24.3038	4,212.65	50,551.80
CCEA	GRAPHIC SERVICES ASSISTANT (209)	2	25.5479	4,428.30	53,139.58
CCEA	GRAPHIC SERVICES ASSISTANT (209)	3	26.8538	4,654.65	55,855.80
CCEA	GRAPHIC SERVICES ASSISTANT (209)	4	28.2262	4,892.55	58,710.60
CCEA	GRAPHIC SERVICES ASSISTANT (209)	5	29.6718	5,143.10	61,717.24
CCEA	GRAPHIC SERVICES SUPERVISOR (413)	1	34.5854	5,994.80	71,937.58
CCEA	GRAPHIC SERVICES SUPERVISOR (413)	2	36.3523	6,301.06	75,612.68
CCEA	GRAPHIC SERVICES SUPERVISOR (413)	3	38.2100	6,623.07	79,476.80
CCEA	GRAPHIC SERVICES SUPERVISOR (413)	4	40.1629	6,961.57	83,538.78
CCEA	GRAPHIC SERVICES SUPERVISOR (413)	5	42.2146	7,317.20	87,806.42
CCEA	HEAVY EQUIPMENT OPERATOR (313)	1	29.8208	5,168.93	62,027.16
CCEA	HEAVY EQUIPMENT OPERATOR (313)	2	31.3140	5,427.76	65,133.12
CCEA	HEAVY EQUIPMENT OPERATOR (313)	3	32.9035	5,703.27	68,439.28
CCEA	HEAVY EQUIPMENT OPERATOR (313)	4	34.5854	5,994.80	71,937.58
CCEA	HEAVY EQUIPMENT OPERATOR (313)	5	36.3523	6,301.06	75,612.68

# Culver CITY

## Salary Schedule

### Effective Date 07/01/2023

**Note:** For FIRE job titles, the printed hourly rates are for 40-hour employees. To determine the hourly rates for 56-hour employees, divide the annual rate by 2912. (Titles with two codes in parentheses indicate they are 40-hour & 56-hour positions. The first code is for 40-hr, the second one for 56-hr.)

Group	Title	Step	Hourly Rate	Monthly Rate	Annual Rate
CCEA	HEAVY EQUIPMENT OPERATOR-REG PT (313R)	1	29.8208	5,168.93	62,027.16
CCEA	HEAVY EQUIPMENT OPERATOR-REG PT (313R)	2	31.3140	5,427.76	65,133.12
CCEA	HEAVY EQUIPMENT OPERATOR-REG PT (313R)	3	32.9035	5,703.27	68,439.28
CCEA	HEAVY TRUCK DRIVER (312)	1	28.6522	4,966.39	59,596.68
CCEA	HEAVY TRUCK DRIVER (312)	2	30.1187	5,220.58	62,647.00
CCEA	HEAVY TRUCK DRIVER (312)	3	31.6211	5,481.00	65,771.94
CCEA	HEAVY TRUCK DRIVER (312)	4	33.2336	5,760.50	69,125.94
CCEA	HEAVY TRUCK DRIVER (312)	5	34.9321	6,054.90	72,658.82
CCEA	HEAVY TRUCK DRIVER-REG PT (312R)	1	28.6522	4,966.39	59,596.68
CCEA	HEAVY TRUCK DRIVER-REG PT (312R)	2	30.1187	5,220.58	62,647.00
CCEA	HEAVY TRUCK DRIVER-REG PT (312R)	3	31.6211	5,481.00	65,771.94
CCEA	HOUSING ASSISTANT (409)	1	32.9035	5,703.27	68,439.28
CCEA	HOUSING ASSISTANT (409)	2	34.5854	5,994.80	71,937.58
CCEA	HOUSING ASSISTANT (409)	3	36.3523	6,301.06	75,612.68
CCEA	HOUSING ASSISTANT (409)	4	38.2100	6,623.07	79,476.80
CCEA	HOUSING ASSISTANT (409)	5	40.1629	6,961.57	83,538.78
CCEA	HOUSING SPECIALIST (426)	1	39.1743	6,790.20	81,482.44
CCEA	HOUSING SPECIALIST (426)	2	41.1760	7,137.17	85,646.08
CCEA	HOUSING SPECIALIST (426)	3	43.2791	7,501.72	90,020.58
CCEA	HOUSING SPECIALIST (426)	4	45.4913	7,885.15	94,621.80
CCEA	HOUSING SPECIALIST (426)	5	47.8164	8,288.17	99,458.06
CCEA	HUMAN RESOURCES ASSOCIATE (410)	1	37.1063	6,431.75	77,181.00
CCEA	HUMAN RESOURCES ASSOCIATE (410)	2	39.0031	6,760.54	81,126.50
CCEA	HUMAN RESOURCES ASSOCIATE (410)	3	40.9960	7,105.97	85,271.68
CCEA	HUMAN RESOURCES ASSOCIATE (410)	4	43.0919	7,469.26	89,631.10
CCEA	HUMAN RESOURCES ASSOCIATE (410)	5	45.2935	7,850.87	94,210.48
CCEA	HUMAN RESOURCES TECHNICIAN (411)	1	33.7331	5,847.08	70,164.90
CCEA	HUMAN RESOURCES TECHNICIAN (411)	2	35.4574	6,145.95	73,751.34
CCEA	HUMAN RESOURCES TECHNICIAN (411)	3	37.2690	6,459.96	77,519.52
CCEA	HUMAN RESOURCES TECHNICIAN (411)	4	39.1743	6,790.20	81,482.44
CCEA	HUMAN RESOURCES TECHNICIAN (411)	5	41.1760	7,137.17	85,646.08
CCEA	HVAC MAINTENANCE WORKER (326)	1	34.9321	6,054.90	72,658.82
CCEA	HVAC MAINTENANCE WORKER (326)	2	36.7168	6,364.24	76,370.84
CCEA	HVAC MAINTENANCE WORKER (326)	3	38.5940	6,689.63	80,275.52
CCEA	HVAC MAINTENANCE WORKER (326)	4	40.5661	7,031.46	84,377.54
CCEA	HVAC MAINTENANCE WORKER (326)	5	42.6384	7,390.65	88,687.82
CCEA	HVAC TECHNICIAN (339)	1	36.6786	6,357.63	76,291.54
CCEA	HVAC TECHNICIAN (339)	2	38.5455	6,681.22	80,174.64
CCEA	HVAC TECHNICIAN (339)	3	40.5237	7,024.12	84,289.40



# Culver CITY

## Salary Schedule

### Effective Date 07/01/2023

**Note:** For FIRE job titles, the printed hourly rates are for 40-hour employees. To determine the hourly rates for 56-hour employees, divide the annual rate by 2912. (Titles with two codes in parentheses indicate they are 40-hour & 56-hour positions. The first code is for 40-hr, the second one for 56-hr.)

Group	Title	Step	Hourly Rate	Monthly Rate	Annual Rate
CCEA	HVAC TECHNICIAN (339)	4	42.5943	7,383.00	88,596.04
CCEA	HVAC TECHNICIAN (339)	5	44.7704	7,760.20	93,122.38
CCEA	INFORMATION SYSTEMS ANALYST (435)	1	44.1521	7,653.04	91,836.42
CCEA	INFORMATION SYSTEMS ANALYST (435)	2	46.4080	8,044.05	96,528.64
CCEA	INFORMATION SYSTEMS ANALYST (435)	3	48.7794	8,455.09	101,461.10
CCEA	INFORMATION SYSTEMS ANALYST (435)	4	51.2716	8,887.08	106,644.98
CCEA	INFORMATION SYSTEMS ANALYST (435)	5	53.8923	9,341.32	112,095.88
CCEA	INFORMATION TECHNOLOGY ANALYST (418)	1	35.8130	6,207.59	74,491.04
CCEA	INFORMATION TECHNOLOGY ANALYST (418)	2	37.6427	6,524.74	78,296.92
CCEA	INFORMATION TECHNOLOGY ANALYST (418)	3	39.5658	6,858.06	82,296.76
CCEA	INFORMATION TECHNOLOGY ANALYST (418)	4	41.5880	7,208.59	86,503.04
CCEA	INFORMATION TECHNOLOGY ANALYST (418)	5	43.7129	7,576.90	90,922.78
CCEA	IRRIGATION MAINTENANCE TECHNIC (304)	1	27.2581	4,724.74	56,696.90
CCEA	IRRIGATION MAINTENANCE TECHNIC (304)	2	28.6522	4,966.39	59,596.68
CCEA	IRRIGATION MAINTENANCE TECHNIC (304)	3	30.1187	5,220.58	62,647.00
CCEA	IRRIGATION MAINTENANCE TECHNIC (304)	4	31.6211	5,481.00	65,771.94
CCEA	IRRIGATION MAINTENANCE TECHNIC (304)	5	33.2336	5,760.50	69,125.94
CCEA	IT SECURITY ANALYST (461)	1	48.5369	8,413.06	100,956.70
CCEA	IT SECURITY ANALYST (461)	2	51.0174	8,843.01	106,116.14
CCEA	IT SECURITY ANALYST (461)	3	53.6237	9,294.78	111,537.40
CCEA	IT SECURITY ANALYST (461)	4	56.3639	9,769.74	117,236.86
CCEA	IT SECURITY ANALYST (461)	5	59.2449	10,269.11	123,229.34
CCEA	JAILER (218)	1	27.2581	4,724.74	56,696.90
CCEA	JAILER (218)	2	28.6522	4,966.39	59,596.68
CCEA	JAILER (218)	3	30.1187	5,220.58	62,647.00
CCEA	JAILER (218)	4	31.6211	5,481.00	65,771.94
CCEA	JAILER (218)	5	33.2336	5,760.50	69,125.94
CCEA	JAILER - Y-RATE (297)	1	30.8037	5,339.32	64,071.80
CCEA	LABORER (204)	1	22.6653	3,928.64	47,143.72
CCEA	LABORER (204)	2	23.8247	4,129.62	49,555.48
CCEA	LABORER (204)	3	25.0434	4,340.85	52,090.22
CCEA	LABORER (204)	4	26.3233	4,562.70	54,752.36
CCEA	LABORER (204)	5	27.6689	4,795.94	57,551.26
CCEA	LABORER-REG PT (204R)	1	22.6653	3,928.64	47,143.72
CCEA	LABORER-REG PT (204R)	2	23.8247	4,129.62	49,555.48
CCEA	LABORER-REG PT (204R)	3	25.0434	4,340.85	52,090.22
CCEA	LEGAL SECRETARY (412)	1	34.4136	5,965.03	71,580.34
CCEA	LEGAL SECRETARY (412)	2	36.1724	6,269.88	75,238.54
CCEA	LEGAL SECRETARY (412)	3	38.0201	6,590.16	79,081.86
CCEA	LEGAL SECRETARY (412)	4	39.9629	6,926.90	83,122.78

# Culver CITY

## Salary Schedule

### Effective Date 07/01/2023

**Note:** For FIRE job titles, the printed hourly rates are for 40-hour employees. To determine the hourly rates for 56-hour employees, divide the annual rate by 2912. (Titles with two codes in parentheses indicate they are 40-hour & 56-hour positions. The first code is for 40-hr, the second one for 56-hr.)

Group	Title	Step	Hourly Rate	Monthly Rate	Annual Rate
CCEA	LEGAL SECRETARY (412)	5	42.0055	7,280.95	87,371.44
CCEA	MAINTENANCE CARPENTER (319)	1	31.6211	5,481.00	65,771.94
CCEA	MAINTENANCE CARPENTER (319)	2	33.2336	5,760.50	69,125.94
CCEA	MAINTENANCE CARPENTER (319)	3	34.9321	6,054.90	72,658.82
CCEA	MAINTENANCE CARPENTER (319)	4	36.7168	6,364.24	76,370.84
CCEA	MAINTENANCE CARPENTER (319)	5	38.5940	6,689.63	80,275.52
CCEA	MAINTENANCE ELECTRICIAN (328)	1	35.4574	6,145.95	73,751.34
CCEA	MAINTENANCE ELECTRICIAN (328)	2	37.2690	6,459.96	77,519.52
CCEA	MAINTENANCE ELECTRICIAN (328)	3	39.1743	6,790.20	81,482.44
CCEA	MAINTENANCE ELECTRICIAN (328)	4	41.1760	7,137.17	85,646.08
CCEA	MAINTENANCE ELECTRICIAN (328)	5	43.2791	7,501.72	90,020.58
CCEA	MAINTENANCE PAINTER (317)	1	31.4670	5,454.28	65,451.36
CCEA	MAINTENANCE PAINTER (317)	2	33.0680	5,731.79	68,781.44
CCEA	MAINTENANCE PAINTER (317)	3	34.7588	6,024.85	72,298.20
CCEA	MAINTENANCE PAINTER (317)	4	36.5345	6,332.65	75,991.76
CCEA	MAINTENANCE PAINTER (317)	5	38.4013	6,656.22	79,874.60
CCEA	MAINTENANCE PLUMBER (329)	1	35.4574	6,145.95	73,751.34
CCEA	MAINTENANCE PLUMBER (329)	2	37.2690	6,459.96	77,519.52
CCEA	MAINTENANCE PLUMBER (329)	3	39.1743	6,790.20	81,482.44
CCEA	MAINTENANCE PLUMBER (329)	4	41.1760	7,137.17	85,646.08
CCEA	MAINTENANCE PLUMBER (329)	5	43.2791	7,501.72	90,020.58
CCEA	MAINTENANCE WORKER I (206)	1	23.7054	4,108.93	49,307.18
CCEA	MAINTENANCE WORKER I (206)	2	24.9188	4,319.25	51,831.00
CCEA	MAINTENANCE WORKER I (206)	3	26.1911	4,539.80	54,477.54
CCEA	MAINTENANCE WORKER I (206)	4	27.5304	4,771.93	57,263.18
CCEA	MAINTENANCE WORKER I (206)	5	28.9400	5,016.27	60,195.20
CCEA	MAINTENANCE WORKER I-REG PT (206R)	1	23.7054	4,108.93	49,307.18
CCEA	MAINTENANCE WORKER I-REG PT (206R)	2	24.9188	4,319.25	51,831.00
CCEA	MAINTENANCE WORKER I-REG PT (206R)	3	26.1911	4,539.80	54,477.54
CCEA	MAINTENANCE WORKER II (213)	1	25.1692	4,362.67	52,352.04
CCEA	MAINTENANCE WORKER II (213)	2	26.4543	4,585.40	55,024.84
CCEA	MAINTENANCE WORKER II (213)	3	27.8078	4,820.01	57,840.12
CCEA	MAINTENANCE WORKER II (213)	4	29.2313	5,066.75	60,801.00
CCEA	MAINTENANCE WORKER II (213)	5	30.7079	5,322.70	63,872.38
CCEA	MAINTENANCE WORKER II-REG PT (213R)	1	25.1692	4,362.67	52,352.04
CCEA	MAINTENANCE WORKER II-REG PT (213R)	2	26.4543	4,585.40	55,024.84
CCEA	MAINTENANCE WORKER II-REG PT (213R)	3	27.8078	4,820.01	57,840.12
CCEA	MENTAL HEALTH SPECIALIST (459)	1	47.1005	8,164.09	97,969.04
CCEA	MENTAL HEALTH SPECIALIST (459)	2	49.5076	8,581.32	102,975.86
CCEA	MENTAL HEALTH SPECIALIST (459)	3	52.0377	9,019.88	108,238.52

# Culver CITY

## Salary Schedule

### Effective Date 07/01/2023

**Note:** For FIRE job titles, the printed hourly rates are for 40-hour employees. To determine the hourly rates for 56-hour employees, divide the annual rate by 2912. (Titles with two codes in parentheses indicate they are 40-hour & 56-hour positions. The first code is for 40-hr, the second one for 56-hr.)

Group	Title	Step	Hourly Rate	Monthly Rate	Annual Rate
CCEA	MENTAL HEALTH SPECIALIST (459)	4	54.6962	9,480.68	113,768.20
CCEA	MENTAL HEALTH SPECIALIST (459)	5	57.4910	9,965.11	119,581.28
CCEA	NETWORK ADMINISTRATOR (440)	1	48.5369	8,413.06	100,956.70
CCEA	NETWORK ADMINISTRATOR (440)	2	51.0174	8,843.01	106,116.14
CCEA	NETWORK ADMINISTRATOR (440)	3	53.6237	9,294.78	111,537.40
CCEA	NETWORK ADMINISTRATOR (440)	4	56.3639	9,769.74	117,236.86
CCEA	NETWORK ADMINISTRATOR (440)	5	59.2449	10,269.11	123,229.34
CCEA	OCCUPANCY SPECIALIST (232)	1	24.1842	4,191.94	50,303.24
CCEA	OCCUPANCY SPECIALIST (232)	2	25.4208	4,406.26	52,875.16
CCEA	OCCUPANCY SPECIALIST (232)	3	26.7199	4,631.45	55,577.34
CCEA	OCCUPANCY SPECIALIST (232)	4	28.0864	4,868.31	58,419.66
CCEA	OCCUPANCY SPECIALIST (232)	5	29.5242	5,117.54	61,410.44
CCEA	OFFICE AUTOMATION SPECIALIST (229)	1	32.7405	5,675.02	68,100.24
CCEA	OFFICE AUTOMATION SPECIALIST (229)	2	34.4136	5,965.03	71,580.34
CCEA	OFFICE AUTOMATION SPECIALIST (229)	3	36.1724	6,269.88	75,238.54
CCEA	OFFICE AUTOMATION SPECIALIST (229)	4	38.0201	6,590.16	79,081.86
CCEA	OFFICE AUTOMATION SPECIALIST (229)	5	39.9629	6,926.90	83,122.78
CCEA	PARK MAINTENANCE CREWLEADER (315)	1	30.7079	5,322.70	63,872.38
CCEA	PARK MAINTENANCE CREWLEADER (315)	2	32.2539	5,590.67	67,088.06
CCEA	PARK MAINTENANCE CREWLEADER (315)	3	33.9024	5,876.41	70,516.94
CCEA	PARK MAINTENANCE CREWLEADER (315)	4	35.6345	6,176.65	74,119.76
CCEA	PARK MAINTENANCE CREWLEADER (315)	5	37.4550	6,492.20	77,906.40
CCEA	PARK PATROL OFFICER (220)	1	28.0864	4,868.31	58,419.66
CCEA	PARK PATROL OFFICER (220)	2	29.5242	5,117.54	61,410.44
CCEA	PARK PATROL OFFICER (220)	3	31.0084	5,374.79	64,497.42
CCEA	PARK PATROL OFFICER (220)	4	32.5775	5,646.77	67,761.20
CCEA	PARK PATROL OFFICER (220)	5	34.2429	5,935.43	71,225.18
CCEA	PARKING ENFORCEMENT OFFICER (214)	1	25.8035	4,472.61	53,671.28
CCEA	PARKING ENFORCEMENT OFFICER (214)	2	27.1234	4,701.39	56,416.62
CCEA	PARKING ENFORCEMENT OFFICER (214)	3	28.5098	4,941.69	59,300.28
CCEA	PARKING ENFORCEMENT OFFICER (214)	4	29.9698	5,194.76	62,337.08
CCEA	PARKING ENFORCEMENT OFFICER (214)	5	31.4670	5,454.28	65,451.36
CCEA	PARKING ENFORCEMENT SUPERVISOR (446)	1	35.4574	6,145.95	73,751.34
CCEA	PARKING ENFORCEMENT SUPERVISOR (446)	2	37.2690	6,459.96	77,519.52
CCEA	PARKING ENFORCEMENT SUPERVISOR (446)	3	39.1743	6,790.20	81,482.44
CCEA	PARKING ENFORCEMENT SUPERVISOR (446)	4	41.1760	7,137.17	85,646.08
CCEA	PARKING ENFORCEMENT SUPERVISOR (446)	5	43.2791	7,501.72	90,020.58
CCEA	PARKING METER TECHNICIAN (310)	1	29.6375	5,137.17	61,646.00

# Culver CITY

## Salary Schedule

### Effective Date 07/01/2023

**Note:** For FIRE job titles, the printed hourly rates are for 40-hour employees. To determine the hourly rates for 56-hour employees, divide the annual rate by 2912. (Titles with two codes in parentheses indicate they are 40-hour & 56-hour positions. The first code is for 40-hr, the second one for 56-hr.)

Group	Title	Step	Hourly Rate	Monthly Rate	Annual Rate
CCEA	PARKING METER TECHNICIAN (310)	2	31.1555	5,400.29	64,803.44
CCEA	PARKING METER TECHNICIAN (310)	3	32.7193	5,671.34	68,056.04
CCEA	PARKING METER TECHNICIAN (310)	4	34.3774	5,958.75	71,504.94
CCEA	PARKING METER TECHNICIAN (310)	5	36.1341	6,263.25	75,158.98
CCEA	PAYROLL TECHNICIAN (423)	1	37.1063	6,431.75	77,181.00
CCEA	PAYROLL TECHNICIAN (423)	2	39.0031	6,760.54	81,126.50
CCEA	PAYROLL TECHNICIAN (423)	3	40.9960	7,105.97	85,271.68
CCEA	PAYROLL TECHNICIAN (423)	4	43.0919	7,469.26	89,631.10
CCEA	PAYROLL TECHNICIAN (423)	5	45.2935	7,850.87	94,210.48
CCEA	PERMIT TECHNICIAN (215)	1	26.4543	4,585.40	55,024.84
CCEA	PERMIT TECHNICIAN (215)	2	27.8078	4,820.01	57,840.12
CCEA	PERMIT TECHNICIAN (215)	3	29.2313	5,066.75	60,801.00
CCEA	PERMIT TECHNICIAN (215)	4	30.7079	5,322.70	63,872.38
CCEA	PERMIT TECHNICIAN (215)	5	32.2539	5,590.67	67,088.06
CCEA	PERMIT TECHNICIAN II (230)	1	30.4223	5,273.19	63,278.28
CCEA	PERMIT TECHNICIAN II (230)	2	31.9789	5,543.01	66,516.06
CCEA	PERMIT TECHNICIAN II (230)	3	33.6161	5,826.80	69,921.54
CCEA	PERMIT TECHNICIAN II (230)	4	35.3141	6,121.12	73,453.38
CCEA	PERMIT TECHNICIAN II (230)	5	37.0919	6,429.26	77,151.10
CCEA	PERMIT TECHNICIAN-REG PT (215R)	1	26.4543	4,585.40	55,024.84
CCEA	PERMIT TECHNICIAN-REG PT (215R)	2	27.8078	4,820.01	57,840.12
CCEA	PERMIT TECHNICIAN-REG PT (215R)	3	29.2313	5,066.75	60,801.00
CCEA	PLAN CHECK ENGINEER (436)	1	45.4631	7,880.28	94,563.30
CCEA	PLAN CHECK ENGINEER (436)	2	47.7857	8,282.86	99,394.36
CCEA	PLAN CHECK ENGINEER (436)	3	50.2277	8,706.14	104,473.72
CCEA	PLAN CHECK ENGINEER (436)	4	52.7944	9,151.03	109,812.30
CCEA	PLAN CHECK ENGINEER (436)	5	55.4932	9,618.83	115,425.96
CCEA	PLANNING TECHNICIAN (400)	1	28.0864	4,868.31	58,419.66
CCEA	PLANNING TECHNICIAN (400)	2	29.5242	5,117.54	61,410.44
CCEA	PLANNING TECHNICIAN (400)	3	31.0084	5,374.79	64,497.42
CCEA	PLANNING TECHNICIAN (400)	4	32.5775	5,646.77	67,761.20
CCEA	PLANNING TECHNICIAN (400)	5	34.2429	5,935.43	71,225.18
CCEA	PLANNING TECHNICIAN II (449)	1	35.4574	6,145.95	73,751.34
CCEA	PLANNING TECHNICIAN II (449)	2	37.2690	6,459.96	77,519.52
CCEA	PLANNING TECHNICIAN II (449)	3	39.1743	6,790.20	81,482.44
CCEA	PLANNING TECHNICIAN II (449)	4	41.1760	7,137.17	85,646.08
CCEA	PLANNING TECHNICIAN II (449)	5	43.2791	7,501.72	90,020.58
CCEA	POLICE RCRDS/PROPERTY SPRVSR (447)	1	35.4574	6,145.95	73,751.34
CCEA	POLICE RCRDS/PROPERTY SPRVSR (447)	2	37.2690	6,459.96	77,519.52
CCEA	POLICE RCRDS/PROPERTY SPRVSR (447)	3	39.1743	6,790.20	81,482.44
CCEA	POLICE RCRDS/PROPERTY SPRVSR (447)	4	41.1760	7,137.17	85,646.08

# Culver CITY

## Salary Schedule

### Effective Date 07/01/2023

**Note:** For FIRE job titles, the printed hourly rates are for 40-hour employees. To determine the hourly rates for 56-hour employees, divide the annual rate by 2912. (Titles with two codes in parentheses indicate they are 40-hour & 56-hour positions. The first code is for 40-hr, the second one for 56-hr.)

Group	Title	Step	Hourly Rate	Monthly Rate	Annual Rate
CCEA	POLICE RCRDS/PROPERTY SPRVSR (447)	5	43.2791	7,501.72	90,020.58
CCEA	POLICE RECORDS TECH-Y-RATE (296)	1	30.8037	5,339.32	64,071.80
CCEA	POLICE RECORDS TECHNICIAN (208)	1	24.1842	4,191.94	50,303.24
CCEA	POLICE RECORDS TECHNICIAN (208)	2	25.4208	4,406.26	52,875.16
CCEA	POLICE RECORDS TECHNICIAN (208)	3	26.7199	4,631.45	55,577.34
CCEA	POLICE RECORDS TECHNICIAN (208)	4	28.0864	4,868.31	58,419.66
CCEA	POLICE RECORDS TECHNICIAN (208)	5	29.5242	5,117.54	61,410.44
CCEA	POOL MAINTENANCE TECHNICIAN (330)	1	35.4574	6,145.95	73,751.34
CCEA	POOL MAINTENANCE TECHNICIAN (330)	2	37.2690	6,459.96	77,519.52
CCEA	POOL MAINTENANCE TECHNICIAN (330)	3	39.1743	6,790.20	81,482.44
CCEA	POOL MAINTENANCE TECHNICIAN (330)	4	41.1760	7,137.17	85,646.08
CCEA	POOL MAINTENANCE TECHNICIAN (330)	5	43.2791	7,501.72	90,020.58
CCEA	PROPERTY INSPECTOR (443)	1	38.7868	6,723.04	80,676.44
CCEA	PROPERTY INSPECTOR (443)	2	40.7691	7,066.65	84,799.78
CCEA	PROPERTY INSPECTOR (443)	3	42.8517	7,427.64	89,131.64
CCEA	PROPERTY INSPECTOR (443)	4	45.0420	7,807.28	93,687.36
CCEA	PROPERTY INSPECTOR (443)	5	47.3429	8,206.10	98,473.18
CCEA	PROPERTY TECHNICIAN (221)	1	28.3687	4,917.25	59,007.00
CCEA	PROPERTY TECHNICIAN (221)	2	29.8208	5,168.93	62,027.16
CCEA	PROPERTY TECHNICIAN (221)	3	31.3140	5,427.76	65,133.12
CCEA	PROPERTY TECHNICIAN (221)	4	32.9035	5,703.27	68,439.28
CCEA	PROPERTY TECHNICIAN (221)	5	34.5854	5,994.80	71,937.58
CCEA	PUBLIC ARTS COORDINATOR (457)	1	35.4574	6,145.95	73,751.34
CCEA	PUBLIC ARTS COORDINATOR (457)	2	37.2690	6,459.96	77,519.52
CCEA	PUBLIC ARTS COORDINATOR (457)	3	39.1743	6,790.20	81,482.44
CCEA	PUBLIC ARTS COORDINATOR (457)	4	41.1760	7,137.17	85,646.08
CCEA	PUBLIC ARTS COORDINATOR (457)	5	43.2791	7,501.72	90,020.58
CCEA	PUBLIC WORKS INSPECTOR (417)	1	35.6345	6,176.65	74,119.76
CCEA	PUBLIC WORKS INSPECTOR (417)	2	37.4550	6,492.20	77,906.40
CCEA	PUBLIC WORKS INSPECTOR (417)	3	39.3695	6,824.05	81,888.56
CCEA	PUBLIC WORKS INSPECTOR (417)	4	41.3814	7,172.77	86,073.26
CCEA	PUBLIC WORKS INSPECTOR (417)	5	43.4960	7,539.31	90,471.68
CCEA	REC & COMMUNITY SVCS COORDINAT (454)	1	32.9035	5,703.27	68,439.28
CCEA	REC & COMMUNITY SVCS COORDINAT (454)	2	34.5854	5,994.80	71,937.58
CCEA	REC & COMMUNITY SVCS COORDINAT (454)	3	36.3523	6,301.06	75,612.68
CCEA	REC & COMMUNITY SVCS COORDINAT (454)	4	38.2100	6,623.07	79,476.80
CCEA	REC & COMMUNITY SVCS COORDINAT (454)	5	40.1629	6,961.57	83,538.78
CCEA	REC & COMMUNITY SVCS COORDINAT-REG PT (454R)	1	32.9035	5,703.27	68,439.28
CCEA	REC & COMMUNITY SVCS COORDINAT-REG PT (454R)	2	34.5854	5,994.80	71,937.58

# Culver CITY

## Salary Schedule

### Effective Date 07/01/2023

**Note:** For FIRE job titles, the printed hourly rates are for 40-hour employees. To determine the hourly rates for 56-hour employees, divide the annual rate by 2912. (Titles with two codes in parentheses indicate they are 40-hour & 56-hour positions. The first code is for 40-hr, the second one for 56-hr.)

Group	Title	Step	Hourly Rate	Monthly Rate	Annual Rate
CCEA	REC & COMMUNITY SVCS COORDINAT-REG PT (454R)	3	36.3523	6,301.06	75,612.68
CCEA	RECORDS MGMT COORDINATOR (450)	1	33.7331	5,847.08	70,164.90
CCEA	RECORDS MGMT COORDINATOR (450)	2	35.4574	6,145.95	73,751.34
CCEA	RECORDS MGMT COORDINATOR (450)	3	37.2690	6,459.96	77,519.52
CCEA	RECORDS MGMT COORDINATOR (450)	4	39.1743	6,790.20	81,482.44
CCEA	RECORDS MGMT COORDINATOR (450)	5	41.1760	7,137.17	85,646.08
CCEA	RECREATION COORDINATOR (227)	1	32.0933	5,562.83	66,753.96
CCEA	RECREATION COORDINATOR (227)	2	33.7331	5,847.08	70,164.90
CCEA	RECREATION COORDINATOR (227)	3	35.4574	6,145.95	73,751.34
CCEA	RECREATION COORDINATOR (227)	4	37.2690	6,459.96	77,519.52
CCEA	RECREATION COORDINATOR (227)	5	39.1743	6,790.20	81,482.44
CCEA	RECREATION COORDINATOR-REG PT (227R)	1	32.0933	5,562.83	66,753.96
CCEA	RECREATION COORDINATOR-REG PT (227R)	2	33.7331	5,847.08	70,164.90
CCEA	RECREATION COORDINATOR-REG PT (227R)	3	35.4574	6,145.95	73,751.34
CCEA	SAFETY OFFICER (444)	1	38.9791	6,756.38	81,076.58
CCEA	SAFETY OFFICER (444)	2	40.9705	7,101.55	85,218.64
CCEA	SAFETY OFFICER (444)	3	43.0645	7,464.51	89,574.16
CCEA	SAFETY OFFICER (444)	4	45.2654	7,846.00	94,151.98
CCEA	SAFETY OFFICER (444)	5	47.5778	8,246.81	98,961.72
CCEA	SAFETY SERVICES COMM OPER (225)	1	30.5577	5,296.68	63,560.12
CCEA	SAFETY SERVICES COMM OPER (225)	2	32.0933	5,562.83	66,753.96
CCEA	SAFETY SERVICES COMM OPER (225)	3	33.7331	5,847.08	70,164.90
CCEA	SAFETY SERVICES COMM OPER (225)	4	35.4574	6,145.95	73,751.34
CCEA	SAFETY SERVICES COMM OPER (225)	5	37.2690	6,459.96	77,519.52
CCEA	SANITATION COLLECTOR (301)	1	24.4270	4,234.01	50,808.16
CCEA	SANITATION COLLECTOR (301)	2	25.6764	4,450.57	53,406.86
CCEA	SANITATION COLLECTOR (301)	3	26.9885	4,678.01	56,136.08
CCEA	SANITATION COLLECTOR (301)	4	28.3687	4,917.25	59,007.00
CCEA	SANITATION COLLECTOR (301)	5	29.8208	5,168.93	62,027.16
CCEA	SANITATION DISPATCH (226)	1	31.3140	5,427.76	65,133.12
CCEA	SANITATION DISPATCH (226)	2	32.9035	5,703.27	68,439.28
CCEA	SANITATION DISPATCH (226)	3	34.5854	5,994.80	71,937.58
CCEA	SANITATION DISPATCH (226)	4	36.3523	6,301.06	75,612.68
CCEA	SANITATION DISPATCH (226)	5	38.2100	6,623.07	79,476.80
CCEA	SANITATION DISPATCH-REG PT (226R)	1	31.3140	5,427.76	65,133.12
CCEA	SANITATION DISPATCH-REG PT (226R)	2	32.9035	5,703.27	68,439.28
CCEA	SANITATION DISPATCH-REG PT (226R)	3	34.5854	5,994.80	71,937.58
CCEA	SANITATION DRIVER (306)	1	27.6689	4,795.94	57,551.26
CCEA	SANITATION DRIVER (306)	2	29.0852	5,041.44	60,497.32
CCEA	SANITATION DRIVER (306)	3	30.5577	5,296.68	63,560.12

# Culver CITY

## Salary Schedule

### Effective Date 07/01/2023

**Note:** For FIRE job titles, the printed hourly rates are for 40-hour employees. To determine the hourly rates for 56-hour employees, divide the annual rate by 2912. (Titles with two codes in parentheses indicate they are 40-hour & 56-hour positions. The first code is for 40-hr, the second one for 56-hr.)

Group	Title	Step	Hourly Rate	Monthly Rate	Annual Rate
CCEA	SANITATION DRIVER (306)	4	32.0933	5,562.83	66,753.96
CCEA	SANITATION DRIVER (306)	5	33.7331	5,847.08	70,164.90
CCEA	SANITATION DRIVER-REG PT (306R)	1	27.6689	4,795.94	57,551.26
CCEA	SANITATION DRIVER-REG PT (306R)	2	29.0852	5,041.44	60,497.32
CCEA	SANITATION DRIVER-REG PT (306R)	3	30.5577	5,296.68	63,560.12
CCEA	SANITATION ROLL-OFF DRIVER (311)	1	28.2262	4,892.55	58,710.60
CCEA	SANITATION ROLL-OFF DRIVER (311)	2	29.6718	5,143.10	61,717.24
CCEA	SANITATION ROLL-OFF DRIVER (311)	3	31.1613	5,401.28	64,815.40
CCEA	SANITATION ROLL-OFF DRIVER (311)	4	32.7405	5,675.02	68,100.24
CCEA	SANITATION ROLL-OFF DRIVER (311)	5	34.4136	5,965.03	71,580.34
CCEA	SCOUT VEHICLE OPERATOR (212)	1	24.9188	4,319.25	51,831.00
CCEA	SCOUT VEHICLE OPERATOR (212)	2	26.1911	4,539.80	54,477.54
CCEA	SCOUT VEHICLE OPERATOR (212)	3	27.5304	4,771.93	57,263.18
CCEA	SCOUT VEHICLE OPERATOR (212)	4	28.9400	5,016.27	60,195.20
CCEA	SCOUT VEHICLE OPERATOR (212)	5	30.4090	5,270.89	63,250.72
CCEA	SCOUT VEHICLE OPERATOR-REG PT (212R)	1	24.9188	4,319.25	51,831.00
CCEA	SCOUT VEHICLE OPERATOR-REG PT (212R)	2	26.1911	4,539.80	54,477.54
CCEA	SCOUT VEHICLE OPERATOR-REG PT (212R)	3	27.5304	4,771.93	57,263.18
CCEA	SECRETARY (216)	1	26.4543	4,585.40	55,024.84
CCEA	SECRETARY (216)	2	27.8078	4,820.01	57,840.12
CCEA	SECRETARY (216)	3	29.2313	5,066.75	60,801.00
CCEA	SECRETARY (216)	4	30.7079	5,322.70	63,872.38
CCEA	SECRETARY (216)	5	32.2539	5,590.67	67,088.06
CCEA	SECRETARY Y-RATE (295)	1	31.2810	5,422.04	65,064.48
CCEA	SERVICE DESK TECHNICIAN (403)	1	31.1613	5,401.28	64,815.40
CCEA	SERVICE DESK TECHNICIAN (403)	2	32.7405	5,675.02	68,100.24
CCEA	SERVICE DESK TECHNICIAN (403)	3	34.4136	5,965.03	71,580.34
CCEA	SERVICE DESK TECHNICIAN (403)	4	36.1724	6,269.88	75,238.54
CCEA	SERVICE DESK TECHNICIAN (403)	5	38.0201	6,590.16	79,081.86
CCEA	SEWER LIFT STATION ELECTRO MEC (318)	1	31.4670	5,454.28	65,451.36
CCEA	SEWER LIFT STATION ELECTRO MEC (318)	2	33.0680	5,731.79	68,781.44
CCEA	SEWER LIFT STATION ELECTRO MEC (318)	3	34.7588	6,024.85	72,298.20
CCEA	SEWER LIFT STATION ELECTRO MEC (318)	4	36.5345	6,332.65	75,991.76
CCEA	SEWER LIFT STATION ELECTRO MEC (318)	5	38.4013	6,656.22	79,874.60
CCEA	SOLID WASTE & RECYC CRW SPVR (405)	1	36.9966	6,412.75	76,952.98
CCEA	SOLID WASTE & RECYC CRW SPVR (405)	2	38.8834	6,739.79	80,877.42
CCEA	SOLID WASTE & RECYC CRW SPVR (405)	3	40.8707	7,084.26	85,011.16
CCEA	SOLID WASTE & RECYC CRW SPVR (405)	4	42.9588	7,446.18	89,354.20
CCEA	SOLID WASTE & RECYC CRW SPVR (405)	5	45.1550	7,826.87	93,922.40
CCEA	SR & SOCIAL SERVICES SPEC (408)	1	32.9035	5,703.27	68,439.28

# Culver CITY

## Salary Schedule

### Effective Date 07/01/2023

**Note:** For FIRE job titles, the printed hourly rates are for 40-hour employees. To determine the hourly rates for 56-hour employees, divide the annual rate by 2912. (Titles with two codes in parentheses indicate they are 40-hour & 56-hour positions. The first code is for 40-hr, the second one for 56-hr.)

Group	Title	Step	Hourly Rate	Monthly Rate	Annual Rate
CCEA	SR & SOCIAL SERVICES SPEC (408)	2	34.5854	5,994.80	71,937.58
CCEA	SR & SOCIAL SERVICES SPEC (408)	3	36.3523	6,301.06	75,612.68
CCEA	SR & SOCIAL SERVICES SPEC (408)	4	38.2100	6,623.07	79,476.80
CCEA	SR & SOCIAL SERVICES SPEC (408)	5	40.1629	6,961.57	83,538.78
CCEA	SR ACCOUNT CLERK (217)	1	26.7199	4,631.45	55,577.34
CCEA	SR ACCOUNT CLERK (217)	2	28.0864	4,868.31	58,419.66
CCEA	SR ACCOUNT CLERK (217)	3	29.5242	5,117.54	61,410.44
CCEA	SR ACCOUNT CLERK (217)	4	31.0084	5,374.79	64,497.42
CCEA	SR ACCOUNT CLERK (217)	5	32.5775	5,646.77	67,761.20
CCEA	SR COMP PROGRAMMER ANALYST (442)	1	51.2716	8,887.08	106,644.98
CCEA	SR COMP PROGRAMMER ANALYST (442)	2	53.8923	9,341.32	112,095.88
CCEA	SR COMP PROGRAMMER ANALYST (442)	3	56.6461	9,818.66	117,823.94
CCEA	SR COMP PROGRAMMER ANALYST (442)	4	59.5403	10,320.31	123,843.72
CCEA	SR COMP PROGRAMMER ANALYST (442)	5	62.5832	10,847.76	130,173.16
CCEA	SR ENGINEERING TECHNICIAN (416)	1	35.6345	6,176.65	74,119.76
CCEA	SR ENGINEERING TECHNICIAN (416)	2	37.4550	6,492.20	77,906.40
CCEA	SR ENGINEERING TECHNICIAN (416)	3	39.3695	6,824.05	81,888.56
CCEA	SR ENGINEERING TECHNICIAN (416)	4	41.3814	7,172.77	86,073.26
CCEA	SR ENGINEERING TECHNICIAN (416)	5	43.4960	7,539.31	90,471.68
CCEA	SR FLEET SERVICES TECHNICIAN (321)	1	32.0933	5,562.83	66,753.96
CCEA	SR FLEET SERVICES TECHNICIAN (321)	2	33.7331	5,847.08	70,164.90
CCEA	SR FLEET SERVICES TECHNICIAN (321)	3	35.4574	6,145.95	73,751.34
CCEA	SR FLEET SERVICES TECHNICIAN (321)	4	37.2690	6,459.96	77,519.52
CCEA	SR FLEET SERVICES TECHNICIAN (321)	5	39.1743	6,790.20	81,482.44
CCEA	SR FORENSIC SPECIALIST (448)	1	43.7411	7,581.80	90,981.54
CCEA	SR FORENSIC SPECIALIST (448)	2	45.9759	7,969.15	95,629.82
CCEA	SR FORENSIC SPECIALIST (448)	3	48.3258	8,376.46	100,517.56
CCEA	SR FORENSIC SPECIALIST (448)	4	50.7947	8,804.42	105,653.08
CCEA	SR FORENSIC SPECIALIST (448)	5	53.3906	9,254.38	111,052.50
CCEA	SR IRRIGATION MAINT TECH (458)	1	30.7079	5,322.70	63,872.38
CCEA	SR IRRIGATION MAINT TECH (458)	2	32.2539	5,590.67	67,088.06
CCEA	SR IRRIGATION MAINT TECH (458)	3	33.9024	5,876.41	70,516.94
CCEA	SR IRRIGATION MAINT TECH (458)	4	35.6345	6,176.65	74,119.76
CCEA	SR IRRIGATION MAINT TECH (458)	5	37.4550	6,492.20	77,906.40
CCEA	SR JAILER (404)	1	31.6211	5,481.00	65,771.94
CCEA	SR JAILER (404)	2	33.2336	5,760.50	69,125.94
CCEA	SR JAILER (404)	3	34.9321	6,054.90	72,658.82
CCEA	SR JAILER (404)	4	36.7168	6,364.24	76,370.84
CCEA	SR JAILER (404)	5	38.5940	6,689.63	80,275.52
CCEA	SR POOL MANAGER/RPT (341)	1	28.8750	5,005.00	60,060.00
CCEA	SR POOL MANAGER/RPT (341)	2	30.3188	5,255.25	63,063.00



# Culver CITY

## Salary Schedule

### Effective Date 07/01/2023

**Note:** For FIRE job titles, the printed hourly rates are for 40-hour employees. To determine the hourly rates for 56-hour employees, divide the annual rate by 2912. (Titles with two codes in parentheses indicate they are 40-hour & 56-hour positions. The first code is for 40-hr, the second one for 56-hr.)

Group	Title	Step	Hourly Rate	Monthly Rate	Annual Rate
CCEA	SR POOL MANAGER/RPT (341)	3	31.8347	5,518.02	66,216.28
CCEA	SR PUBLIC WORKS INSPECTOR (445)	1	40.1629	6,961.57	83,538.78
CCEA	SR PUBLIC WORKS INSPECTOR (445)	2	42.2146	7,317.20	87,806.42
CCEA	SR PUBLIC WORKS INSPECTOR (445)	3	44.3730	7,691.32	92,295.84
CCEA	SR PUBLIC WORKS INSPECTOR (445)	4	46.6404	8,084.33	97,011.98
CCEA	SR PUBLIC WORKS INSPECTOR (445)	5	49.0234	8,497.39	101,968.62
CCEA	SR WELDER (340)	1	34.0324	5,898.95	70,787.34
CCEA	SR WELDER (340)	2	35.7719	6,200.46	74,405.50
CCEA	SR WELDER (340)	3	37.5995	6,517.25	78,206.96
CCEA	SR WELDER (340)	4	39.7171	6,884.30	82,611.62
CCEA	SR WELDER (340)	5	41.5405	7,200.35	86,404.24
CCEA	STAFF ASST/SOLID WASTE OPS (421)	1	38.9791	6,756.38	81,076.58
CCEA	STAFF ASST/SOLID WASTE OPS (421)	2	40.9705	7,101.55	85,218.64
CCEA	STAFF ASST/SOLID WASTE OPS (421)	3	43.0645	7,464.51	89,574.16
CCEA	STAFF ASST/SOLID WASTE OPS (421)	4	45.2654	7,846.00	94,151.98
CCEA	STAFF ASST/SOLID WASTE OPS (421)	5	47.5778	8,246.81	98,961.72
CCEA	STORES SPECIALIST (211)	1	24.9175	4,319.03	51,828.40
CCEA	STORES SPECIALIST (211)	2	26.1924	4,540.01	54,480.14
CCEA	STORES SPECIALIST (211)	3	27.5307	4,772.00	57,263.96
CCEA	STORES SPECIALIST (211)	4	28.9389	5,016.07	60,192.86
CCEA	STORES SPECIALIST (211)	5	30.4200	5,272.80	63,273.60
CCEA	STREET LIGHTS TECHNICIAN (331)	1	35.4574	6,145.95	73,751.34
CCEA	STREET LIGHTS TECHNICIAN (331)	2	37.2690	6,459.96	77,519.52
CCEA	STREET LIGHTS TECHNICIAN (331)	3	39.1743	6,790.20	81,482.44
CCEA	STREET LIGHTS TECHNICIAN (331)	4	41.1760	7,137.17	85,646.08
CCEA	STREET LIGHTS TECHNICIAN (331)	5	43.2791	7,501.72	90,020.58
CCEA	STREET MAINTENANCE CREW LEADER (323)	1	33.7331	5,847.08	70,164.90
CCEA	STREET MAINTENANCE CREW LEADER (323)	2	35.4574	6,145.95	73,751.34
CCEA	STREET MAINTENANCE CREW LEADER (323)	3	37.2690	6,459.96	77,519.52
CCEA	STREET MAINTENANCE CREW LEADER (323)	4	39.1743	6,790.20	81,482.44
CCEA	STREET MAINTENANCE CREW LEADER (323)	5	41.1760	7,137.17	85,646.08
CCEA	STRUCTURAL REHAB SPECIALIST (334)	1	40.7260	7,059.17	84,710.08
CCEA	STRUCTURAL REHAB SPECIALIST (334)	2	42.8076	7,419.99	89,039.86
CCEA	STRUCTURAL REHAB SPECIALIST (334)	3	44.9942	7,799.00	93,588.04
CCEA	STRUCTURAL REHAB SPECIALIST (334)	4	47.2941	8,197.65	98,371.78
CCEA	STRUCTURAL REHAB SPECIALIST (334)	5	49.7100	8,616.40	103,396.80
CCEA	SUBDRAIN CREWLEADER (324)	1	33.7331	5,847.08	70,164.90
CCEA	SUBDRAIN CREWLEADER (324)	2	35.4574	6,145.95	73,751.34
CCEA	SUBDRAIN CREWLEADER (324)	3	37.2690	6,459.96	77,519.52
CCEA	SUBDRAIN CREWLEADER (324)	4	39.1743	6,790.20	81,482.44
CCEA	SUBDRAIN CREWLEADER (324)	5	41.1760	7,137.17	85,646.08

# Culver CITY

## Salary Schedule

### Effective Date 07/01/2023

**Note:** For FIRE job titles, the printed hourly rates are for 40-hour employees. To determine the hourly rates for 56-hour employees, divide the annual rate by 2912. (Titles with two codes in parentheses indicate they are 40-hour & 56-hour positions. The first code is for 40-hr, the second one for 56-hr.)

Group	Title	Step	Hourly Rate	Monthly Rate	Annual Rate
CCEA	SUBDRAIN WORKER (302)	1	25.8035	4,472.61	53,671.28
CCEA	SUBDRAIN WORKER (302)	2	27.1234	4,701.39	56,416.62
CCEA	SUBDRAIN WORKER (302)	3	28.5098	4,941.69	59,300.28
CCEA	SUBDRAIN WORKER (302)	4	29.9698	5,194.76	62,337.08
CCEA	SUBDRAIN WORKER (302)	5	31.4670	5,454.28	65,451.36
CCEA	TELECOMMUNICATIONS ANALYST (430)	1	45.5196	7,890.07	94,680.82
CCEA	TELECOMMUNICATIONS ANALYST (430)	2	47.8457	8,293.26	99,519.16
CCEA	TELECOMMUNICATIONS ANALYST (430)	3	50.2905	8,717.02	104,604.24
CCEA	TELECOMMUNICATIONS ANALYST (430)	4	52.8610	9,162.57	109,950.88
CCEA	TELECOMMUNICATIONS ANALYST (430)	5	55.5612	9,630.62	115,567.40
CCEA	TRAFFIC PAINTER (308)	1	28.0864	4,868.31	58,419.66
CCEA	TRAFFIC PAINTER (308)	2	29.5242	5,117.54	61,410.44
CCEA	TRAFFIC PAINTER (308)	3	31.0084	5,374.79	64,497.42
CCEA	TRAFFIC PAINTER (308)	4	32.5775	5,646.77	67,761.20
CCEA	TRAFFIC PAINTER (308)	5	34.2429	5,935.43	71,225.18
CCEA	TRAFFIC PAINTING CREWLEADER (325)	1	34.2429	5,935.43	71,225.18
CCEA	TRAFFIC PAINTING CREWLEADER (325)	2	35.9915	6,238.53	74,862.32
CCEA	TRAFFIC PAINTING CREWLEADER (325)	3	37.8313	6,557.42	78,689.00
CCEA	TRAFFIC PAINTING CREWLEADER (325)	4	39.7649	6,892.58	82,710.94
CCEA	TRAFFIC PAINTING CREWLEADER (325)	5	41.7962	7,244.68	86,936.20
CCEA	TRAFFIC SIGNAL TECHNICIAN (336)	1	41.7962	7,244.68	86,936.20
CCEA	TRAFFIC SIGNAL TECHNICIAN (336)	2	43.9326	7,614.99	91,379.86
CCEA	TRAFFIC SIGNAL TECHNICIAN (336)	3	46.1771	8,004.04	96,048.42
CCEA	TRAFFIC SIGNAL TECHNICIAN (336)	4	48.5369	8,413.06	100,956.70
CCEA	TRAFFIC SIGNAL TECHNICIAN (336)	5	51.0174	8,843.01	106,116.14
CCEA	TRAINING & SAFETY INSTRUCTOR (414)	1	38.2100	6,623.07	79,476.80
CCEA	TRAINING & SAFETY INSTRUCTOR (414)	2	40.1629	6,961.57	83,538.78
CCEA	TRAINING & SAFETY INSTRUCTOR (414)	3	42.2146	7,317.20	87,806.42
CCEA	TRAINING & SAFETY INSTRUCTOR (414)	4	44.3730	7,691.32	92,295.84
CCEA	TRAINING & SAFETY INSTRUCTOR (414)	5	46.6404	8,084.33	97,011.98
CCEA	TRANSIT OPERATIONS SUPERVISOR (407)	1	38.1699	6,616.11	79,393.34
CCEA	TRANSIT OPERATIONS SUPERVISOR (407)	2	40.1205	6,954.22	83,450.64
CCEA	TRANSIT OPERATIONS SUPERVISOR (407)	3	42.1711	7,309.66	87,715.94
CCEA	TRANSIT OPERATIONS SUPERVISOR (407)	4	44.3253	7,683.04	92,196.52
CCEA	TRANSIT OPERATIONS SUPERVISOR (407)	5	46.5917	8,075.90	96,910.84
CCEA	URBAN FORESTER (316)	1	32.2542	5,590.74	67,088.84
CCEA	URBAN FORESTER (316)	2	33.9030	5,876.52	70,518.24
CCEA	URBAN FORESTER (316)	3	35.6341	6,176.58	74,118.98
CCEA	URBAN FORESTER (316)	4	37.4552	6,492.24	77,906.92
CCEA	URBAN FORESTER (316)	5	39.3697	6,824.09	81,889.08

# Culver CITY

## Salary Schedule

### Effective Date 07/01/2023

**Note:** For FIRE job titles, the printed hourly rates are for 40-hour employees. To determine the hourly rates for 56-hour employees, divide the annual rate by 2912. (Titles with two codes in parentheses indicate they are 40-hour & 56-hour positions. The first code is for 40-hr, the second one for 56-hr.)

Group	Title	Step	Hourly Rate	Monthly Rate	Annual Rate
CCEA	VAN DRIVER (300)	1	22.7784	3,948.25	47,379.02
CCEA	VAN DRIVER (300)	2	23.8247	4,129.62	49,555.48
CCEA	VAN DRIVER (300)	3	25.0434	4,340.85	52,090.22
CCEA	VAN DRIVER (300)	4	26.3233	4,562.70	54,752.36
CCEA	VAN DRIVER (300)	5	27.6689	4,795.94	57,551.26
CCEA	WAREHOUSE SUPERVISOR (401)	1	31.2311	5,413.40	64,960.74
CCEA	WAREHOUSE SUPERVISOR (401)	2	32.8293	5,690.40	68,284.84
CCEA	WAREHOUSE SUPERVISOR (401)	3	34.4668	5,974.24	71,690.84
CCEA	WAREHOUSE SUPERVISOR (401)	4	36.2246	6,278.94	75,347.22
CCEA	WAREHOUSE SUPERVISOR (401)	5	38.0761	6,599.86	79,198.34
CCEA	WEBMASTER (441)	1	50.5102	8,755.11	105,061.32
CCEA	WEBMASTER (441)	2	53.0923	9,202.66	110,431.88
CCEA	WEBMASTER (441)	3	55.8052	9,672.91	116,074.92
CCEA	WEBMASTER (441)	4	58.6569	10,167.19	122,006.30
CCEA	WEBMASTER (441)	5	61.6537	10,686.65	128,239.80
CCEA	WELDER (320)	1	32.4119	5,618.06	67,416.70
CCEA	WELDER (320)	2	34.0686	5,905.23	70,862.74
CCEA	WELDER (320)	3	35.8089	6,206.87	74,482.46
CCEA	WELDER (320)	4	37.8258	6,556.46	78,677.56
CCEA	WELDER (320)	5	39.5625	6,857.50	82,290.00
CCEA	WELDER-REG PT (320R)	1	32.4119	5,618.06	67,416.70
CCEA	WELDER-REG PT (320R)	2	34.0686	5,905.23	70,862.74
CCEA	WELDER-REG PT (320R)	3	35.8089	6,206.87	74,482.46

# Culver CITY

## Salary Schedule

### Effective Date 07/01/2023

**Note:** For FIRE job titles, the printed hourly rates are for 40-hour employees. To determine the hourly rates for 56-hour employees, divide the annual rate by 2912. (Titles with two codes in parentheses indicate they are 40-hour & 56-hour positions. The first code is for 40-hr, the second one for 56-hr.)

Group	Title	Step	Hourly Rate	Monthly Rate	Annual Rate
CCMG	ACCOUNTG & INVESTMENTS MANAGER (837)	1	60.7696	10,533.40	126,400.82
CCMG	ACCOUNTG & INVESTMENTS MANAGER (837)	2	63.8755	11,071.75	132,861.04
CCMG	ACCOUNTG & INVESTMENTS MANAGER (837)	3	67.1383	11,637.30	139,647.56
CCMG	ACCOUNTG & INVESTMENTS MANAGER (837)	4	70.5698	12,232.09	146,785.08
CCMG	ACCOUNTG & INVESTMENTS MANAGER (837)	5	74.1755	12,857.09	154,285.04
CCMG	ACCOUNTING OPERATIONS MANAGER (803)	1	55.2450	9,575.80	114,909.60
CCMG	ACCOUNTING OPERATIONS MANAGER (803)	2	58.0686	10,065.23	120,782.74
CCMG	ACCOUNTING OPERATIONS MANAGER (803)	3	61.0349	10,579.38	126,952.54
CCMG	ACCOUNTING OPERATIONS MANAGER (803)	4	64.1543	11,120.07	133,440.84
CCMG	ACCOUNTING OPERATIONS MANAGER (803)	5	67.4324	11,688.28	140,259.34
CCMG	ADMINISTRATIVE SERVICES MGR (844)	1	57.4910	9,965.11	119,581.28
CCMG	ADMINISTRATIVE SERVICES MGR (844)	2	60.4299	10,474.51	125,694.14
CCMG	ADMINISTRATIVE SERVICES MGR (844)	3	63.5179	11,009.77	132,117.18
CCMG	ADMINISTRATIVE SERVICES MGR (844)	4	66.7632	11,572.30	138,867.56
CCMG	ADMINISTRATIVE SERVICES MGR (844)	5	70.1736	12,163.43	145,961.14
CCMG	ADVANCE PLANNING MANAGER (826)	1	71.5877	12,408.54	148,902.52
CCMG	ADVANCE PLANNING MANAGER (826)	2	75.2469	13,042.79	156,513.50
CCMG	ADVANCE PLANNING MANAGER (826)	3	79.0919	13,709.26	164,511.10
CCMG	ADVANCE PLANNING MANAGER (826)	4	83.1335	14,409.81	172,917.68
CCMG	ADVANCE PLANNING MANAGER (826)	5	87.3807	15,146.00	181,751.96
CCMG	ASSISTANT CITY ATTORNEY (818)	1	91.6339	15,883.21	190,598.46
CCMG	ASSISTANT CITY ATTORNEY (818)	2	96.3182	16,695.16	200,341.96
CCMG	ASSISTANT CITY ATTORNEY (818)	3	101.2391	17,548.12	210,577.38
CCMG	ASSISTANT CITY ATTORNEY (818)	4	106.4115	18,444.66	221,335.92
CCMG	ASSISTANT CITY ATTORNEY (818)	5	111.8482	19,387.03	232,644.36
CCMG	ASST CHIEF FINANCIAL OFFICER (824)	1	75.2469	13,042.79	156,513.50
CCMG	ASST CHIEF FINANCIAL OFFICER (824)	2	79.0919	13,709.26	164,511.10
CCMG	ASST CHIEF FINANCIAL OFFICER (824)	3	83.1335	14,409.81	172,917.68
CCMG	ASST CHIEF FINANCIAL OFFICER (824)	4	87.3807	15,146.00	181,751.96
CCMG	ASST CHIEF FINANCIAL OFFICER (824)	5	91.8462	15,920.02	191,040.20
CCMG	ASST CHIEF TRANSPRTN OFFICER (821)	1	69.4779	12,042.83	144,513.98
CCMG	ASST CHIEF TRANSPRTN OFFICER (821)	2	73.0282	12,658.23	151,898.76
CCMG	ASST CHIEF TRANSPRTN OFFICER (821)	3	76.7594	13,304.96	159,659.50
CCMG	ASST CHIEF TRANSPRTN OFFICER (821)	4	80.6816	13,984.82	167,817.78
CCMG	ASST CHIEF TRANSPRTN OFFICER (821)	5	84.8043	14,699.40	176,392.84
CCMG	ASST ENVRN PROGAMS/OPS MGR (832)	1	57.4910	9,965.11	119,581.28
CCMG	ASST ENVRN PROGAMS/OPS MGR (832)	2	60.4299	10,474.51	125,694.14
CCMG	ASST ENVRN PROGAMS/OPS MGR (832)	3	63.5179	11,009.77	132,117.18
CCMG	ASST ENVRN PROGAMS/OPS MGR (832)	4	66.7632	11,572.30	138,867.56

# Culver CITY

## Salary Schedule

### Effective Date 07/01/2023

**Note:** For FIRE job titles, the printed hourly rates are for 40-hour employees. To determine the hourly rates for 56-hour employees, divide the annual rate by 2912. (Titles with two codes in parentheses indicate they are 40-hour & 56-hour positions. The first code is for 40-hr, the second one for 56-hr.)

Group	Title	Step	Hourly Rate	Monthly Rate	Annual Rate
CCMG	ASST ENVRN PROGAMS/OPS MGR (832)	5	70.1736	12,163.43	145,961.14
CCMG	ASST MAINT OPERATIONS MANAGER (823)	1	51.0098	8,841.69	106,100.28
CCMG	ASST MAINT OPERATIONS MANAGER (823)	2	53.6160	9,293.44	111,521.28
CCMG	ASST MAINT OPERATIONS MANAGER (823)	3	56.3555	9,768.29	117,219.44
CCMG	ASST MAINT OPERATIONS MANAGER (823)	4	59.2355	10,267.49	123,209.84
CCMG	ASST MAINT OPERATIONS MANAGER (823)	5	62.2634	10,792.32	129,507.82
CCMG	BUDGET & FINANCIAL OPS MANAGER (804)	1	60.7696	10,533.40	126,400.82
CCMG	BUDGET & FINANCIAL OPS MANAGER (804)	2	63.8755	11,071.75	132,861.04
CCMG	BUDGET & FINANCIAL OPS MANAGER (804)	3	67.1383	11,637.30	139,647.56
CCMG	BUDGET & FINANCIAL OPS MANAGER (804)	4	70.5698	12,232.09	146,785.08
CCMG	BUDGET & FINANCIAL OPS MANAGER (804)	5	74.1755	12,857.09	154,285.04
CCMG	BUDGET MANAGEMENT ANALYST (709)	1	46.4011	8,042.86	96,514.34
CCMG	BUDGET MANAGEMENT ANALYST (709)	2	48.7728	8,453.94	101,447.32
CCMG	BUDGET MANAGEMENT ANALYST (709)	3	51.2651	8,885.96	106,631.46
CCMG	BUDGET MANAGEMENT ANALYST (709)	4	53.8845	9,339.98	112,079.76
CCMG	BUDGET MANAGEMENT ANALYST (709)	5	56.6372	9,817.12	117,805.48
CCMG	BUILDING MAINTENANCE SUPV (706)	1	43.4911	7,538.46	90,461.54
CCMG	BUILDING MAINTENANCE SUPV (706)	2	45.7136	7,923.70	95,084.34
CCMG	BUILDING MAINTENANCE SUPV (706)	3	48.0500	8,328.67	99,944.00
CCMG	BUILDING MAINTENANCE SUPV (706)	4	50.5055	8,754.29	105,051.44
CCMG	BUILDING MAINTENANCE SUPV (706)	5	53.0854	9,201.47	110,417.58
CCMG	BUILDING OFFICIAL (817)	1	73.7603	12,785.11	153,421.32
CCMG	BUILDING OFFICIAL (817)	2	77.5296	13,438.47	161,261.62
CCMG	BUILDING OFFICIAL (817)	3	81.4913	14,125.15	169,501.80
CCMG	BUILDING OFFICIAL (817)	4	85.6532	14,846.56	178,158.76
CCMG	BUILDING OFFICIAL (817)	5	90.0326	15,605.66	187,267.86
CCMG	CITY CLERK (828)	1	75.2469	13,042.79	156,513.50
CCMG	CITY CLERK (828)	2	79.0919	13,709.26	164,511.10
CCMG	CITY CLERK (828)	3	83.1335	14,409.81	172,917.68
CCMG	CITY CLERK (828)	4	87.3807	15,146.00	181,751.96
CCMG	CITY CLERK (828)	5	91.8462	15,920.02	191,040.20
CCMG	CLAIMS & SAFETY COORDINATOR (711)	1	47.1005	8,164.09	97,969.04
CCMG	CLAIMS & SAFETY COORDINATOR (711)	2	49.5076	8,581.32	102,975.86
CCMG	CLAIMS & SAFETY COORDINATOR (711)	3	52.0377	9,019.88	108,238.52
CCMG	CLAIMS & SAFETY COORDINATOR (711)	4	54.6962	9,480.68	113,768.20
CCMG	CLAIMS & SAFETY COORDINATOR (711)	5	57.4910	9,965.11	119,581.28
CCMG	COMMUNICATION SUPERVISOR (830)	1	47.1453	8,171.84	98,062.12
CCMG	COMMUNICATION SUPERVISOR (830)	2	49.5557	8,589.66	103,075.96
CCMG	COMMUNICATION SUPERVISOR (830)	3	52.0876	9,028.52	108,342.26
CCMG	COMMUNICATION SUPERVISOR (830)	4	54.7480	9,489.65	113,875.84
CCMG	COMMUNICATION SUPERVISOR (830)	5	57.5466	9,974.75	119,696.98

# Culver CITY

## Salary Schedule

### Effective Date 07/01/2023

**Note:** For FIRE job titles, the printed hourly rates are for 40-hour employees. To determine the hourly rates for 56-hour employees, divide the annual rate by 2912. (Titles with two codes in parentheses indicate they are 40-hour & 56-hour positions. The first code is for 40-hr, the second one for 56-hr.)

Group	Title	Step	Hourly Rate	Monthly Rate	Annual Rate
CCMG	COMMUNICATIONS/PUBLIC INFO MGR (843)	1	63.2851	10,969.42	131,633.06
CCMG	COMMUNICATIONS/PUBLIC INFO MGR (843)	2	66.4494	11,517.89	138,214.70
CCMG	COMMUNICATIONS/PUBLIC INFO MGR (843)	3	69.7718	12,093.77	145,125.24
CCMG	COMMUNICATIONS/PUBLIC INFO MGR (843)	4	73.2604	12,698.47	152,381.58
CCMG	COMMUNICATIONS/PUBLIC INFO MGR (843)	5	76.9231	13,333.34	160,000.10
CCMG	CULTURAL AFFAIRS MANAGER (724)	1	60.7696	10,533.40	126,400.82
CCMG	CULTURAL AFFAIRS MANAGER (724)	2	63.8755	11,071.75	132,861.04
CCMG	CULTURAL AFFAIRS MANAGER (724)	3	67.1383	11,637.30	139,647.56
CCMG	CULTURAL AFFAIRS MANAGER (724)	4	70.5698	12,232.09	146,785.08
CCMG	CULTURAL AFFAIRS MANAGER (724)	5	74.1755	12,857.09	154,285.04
CCMG	CURRENT PLANNING MANAGER (831)	1	71.5877	12,408.54	148,902.52
CCMG	CURRENT PLANNING MANAGER (831)	2	75.2469	13,042.79	156,513.50
CCMG	CURRENT PLANNING MANAGER (831)	3	79.0919	13,709.26	164,511.10
CCMG	CURRENT PLANNING MANAGER (831)	4	83.1335	14,409.81	172,917.68
CCMG	CURRENT PLANNING MANAGER (831)	5	87.3807	15,146.00	181,751.96
CCMG	DEP CMTY DEV DIR/ECON DEV MGR (819)	1	75.2469	13,042.79	156,513.50
CCMG	DEP CMTY DEV DIR/ECON DEV MGR (819)	2	79.0919	13,709.26	164,511.10
CCMG	DEP CMTY DEV DIR/ECON DEV MGR (819)	3	83.1335	14,409.81	172,917.68
CCMG	DEP CMTY DEV DIR/ECON DEV MGR (819)	4	87.3807	15,146.00	181,751.96
CCMG	DEP CMTY DEV DIR/ECON DEV MGR (819)	5	91.8462	15,920.02	191,040.20
CCMG	DEP CMTY DEV DIR/PLANNING MGR (816)	1	71.5877	12,408.54	148,902.52
CCMG	DEP CMTY DEV DIR/PLANNING MGR (816)	2	75.2469	13,042.79	156,513.50
CCMG	DEP CMTY DEV DIR/PLANNING MGR (816)	3	79.0919	13,709.26	164,511.10
CCMG	DEP CMTY DEV DIR/PLANNING MGR (816)	4	83.1335	14,409.81	172,917.68
CCMG	DEP CMTY DEV DIR/PLANNING MGR (816)	5	87.3807	15,146.00	181,751.96
CCMG	DEPUTY BUILDING OFFICIAL (835)	1	60.7696	10,533.40	126,400.82
CCMG	DEPUTY BUILDING OFFICIAL (835)	2	63.8755	11,071.75	132,861.04
CCMG	DEPUTY BUILDING OFFICIAL (835)	3	67.1383	11,637.30	139,647.56
CCMG	DEPUTY BUILDING OFFICIAL (835)	4	70.5698	12,232.09	146,785.08
CCMG	DEPUTY BUILDING OFFICIAL (835)	5	74.1755	12,857.09	154,285.04
CCMG	DEPUTY CITY ATTORNEY I (720)	1	64.4753	11,175.71	134,108.52
CCMG	DEPUTY CITY ATTORNEY I (720)	2	67.7702	11,746.84	140,962.12
CCMG	DEPUTY CITY ATTORNEY I (720)	3	71.2317	12,346.84	148,162.04
CCMG	DEPUTY CITY ATTORNEY I (720)	4	74.8710	12,977.64	155,731.68
CCMG	DEPUTY CITY ATTORNEY I (720)	5	78.6990	13,641.16	163,693.92
CCMG	DEPUTY CITY ATTORNEY II (721)	1	69.4779	12,042.83	144,513.98
CCMG	DEPUTY CITY ATTORNEY II (721)	2	73.0282	12,658.23	151,898.76
CCMG	DEPUTY CITY ATTORNEY II (721)	3	76.7594	13,304.96	159,659.50
CCMG	DEPUTY CITY ATTORNEY II (721)	4	80.6816	13,984.82	167,817.78
CCMG	DEPUTY CITY ATTORNEY II (721)	5	84.8043	14,699.40	176,392.84

# Culver CITY

## Salary Schedule

### Effective Date 07/01/2023

**Note:** For FIRE job titles, the printed hourly rates are for 40-hour employees. To determine the hourly rates for 56-hour employees, divide the annual rate by 2912. (Titles with two codes in parentheses indicate they are 40-hour & 56-hour positions. The first code is for 40-hr, the second one for 56-hr.)

Group	Title	Step	Hourly Rate	Monthly Rate	Annual Rate
CCMG	DEPUTY CITY ATTORNEY III (725)	1	78.5102	13,608.44	163,301.32
CCMG	DEPUTY CITY ATTORNEY III (725)	2	82.5220	14,303.81	171,645.76
CCMG	DEPUTY CITY ATTORNEY III (725)	3	86.7382	15,034.63	180,415.56
CCMG	DEPUTY CITY ATTORNEY III (725)	4	91.1703	15,802.84	189,634.12
CCMG	DEPUTY CITY ATTORNEY III (725)	5	95.8290	16,610.36	199,324.32
CCMG	DEPUTY CITY CLERK (841)	1	55.6993	9,654.54	115,854.44
CCMG	DEPUTY CITY CLERK (841)	2	58.5458	10,147.93	121,775.16
CCMG	DEPUTY CITY CLERK (841)	3	61.5370	10,666.41	127,996.96
CCMG	DEPUTY CITY CLERK (841)	4	64.6815	11,211.46	134,537.52
CCMG	DEPUTY CITY CLERK (841)	5	67.9860	11,784.24	141,410.88
CCMG	ECON DEV PROJECT MANAGER (718)	1	57.4910	9,965.11	119,581.28
CCMG	ECON DEV PROJECT MANAGER (718)	2	60.4299	10,474.51	125,694.14
CCMG	ECON DEV PROJECT MANAGER (718)	3	63.5179	11,009.77	132,117.18
CCMG	ECON DEV PROJECT MANAGER (718)	4	66.7632	11,572.30	138,867.56
CCMG	ECON DEV PROJECT MANAGER (718)	5	70.1736	12,163.43	145,961.14
CCMG	ECONOMIC DEV MANAGER (806)	1	57.4910	9,965.11	119,581.28
CCMG	ECONOMIC DEV MANAGER (806)	2	60.4299	10,474.51	125,694.14
CCMG	ECONOMIC DEV MANAGER (806)	3	63.5179	11,009.77	132,117.18
CCMG	ECONOMIC DEV MANAGER (806)	4	66.7632	11,572.30	138,867.56
CCMG	ECONOMIC DEV MANAGER (806)	5	70.1736	12,163.43	145,961.14
CCMG	EMERGENCY PREPAREDNESS COORD (712)	1	49.0109	8,495.22	101,942.62
CCMG	EMERGENCY PREPAREDNESS COORD (712)	2	51.5157	8,929.40	107,152.76
CCMG	EMERGENCY PREPAREDNESS COORD (712)	3	54.1471	9,385.50	112,626.02
CCMG	EMERGENCY PREPAREDNESS COORD (712)	4	56.9149	9,865.25	118,382.94
CCMG	EMERGENCY PREPAREDNESS COORD (712)	5	59.8231	10,369.34	124,432.10
CCMG	ENFORCMENT SERVICES MANAGER (800)	1	57.4910	9,965.11	119,581.28
CCMG	ENFORCMENT SERVICES MANAGER (800)	2	60.4299	10,474.51	125,694.14
CCMG	ENFORCMENT SERVICES MANAGER (800)	3	63.5179	11,009.77	132,117.18
CCMG	ENFORCMENT SERVICES MANAGER (800)	4	66.7632	11,572.30	138,867.56
CCMG	ENFORCMENT SERVICES MANAGER (800)	5	70.1736	12,163.43	145,961.14
CCMG	ENGINEERING SERVICES MANAGER (814)	1	69.1311	11,982.73	143,792.74
CCMG	ENGINEERING SERVICES MANAGER (814)	2	72.6642	12,595.14	151,141.64
CCMG	ENGINEERING SERVICES MANAGER (814)	3	76.3770	13,238.68	158,864.16
CCMG	ENGINEERING SERVICES MANAGER (814)	4	80.2811	13,915.40	166,984.74
CCMG	ENGINEERING SERVICES MANAGER (814)	5	84.3816	14,626.15	175,513.78
CCMG	ENVIRONMENTAL COORDINATOR (722)	1	48.0500	8,328.67	99,944.00
CCMG	ENVIRONMENTAL COORDINATOR (722)	2	50.5055	8,754.29	105,051.44
CCMG	ENVIRONMENTAL COORDINATOR (722)	3	53.0854	9,201.47	110,417.58
CCMG	ENVIRONMENTAL COORDINATOR (722)	4	55.7991	9,671.85	116,062.18
CCMG	ENVIRONMENTAL COORDINATOR (722)	5	58.6501	10,166.02	121,992.26

# Culver CITY

## Salary Schedule

### Effective Date 07/01/2023

**Note:** For FIRE job titles, the printed hourly rates are for 40-hour employees. To determine the hourly rates for 56-hour employees, divide the annual rate by 2912. (Titles with two codes in parentheses indicate they are 40-hour & 56-hour positions. The first code is for 40-hr, the second one for 56-hr.)

Group	Title	Step	Hourly Rate	Monthly Rate	Annual Rate
CCMG	ENVIRONMENTAL PROGS/OPS MANAGE (815)	1	69.1311	11,982.73	143,792.74
CCMG	ENVIRONMENTAL PROGS/OPS MANAGE (815)	2	72.6642	12,595.14	151,141.64
CCMG	ENVIRONMENTAL PROGS/OPS MANAGE (815)	3	76.3770	13,238.68	158,864.16
CCMG	ENVIRONMENTAL PROGS/OPS MANAGE (815)	4	80.2811	13,915.40	166,984.74
CCMG	ENVIRONMENTAL PROGS/OPS MANAGE (815)	5	84.3816	14,626.15	175,513.78
CCMG	FACILITY MAINT SUPERVISOR (730)	1	51.0098	8,841.69	106,100.28
CCMG	FACILITY MAINT SUPERVISOR (730)	2	53.6160	9,293.44	111,521.28
CCMG	FACILITY MAINT SUPERVISOR (730)	3	56.3555	9,768.29	117,219.44
CCMG	FACILITY MAINT SUPERVISOR (730)	4	59.2355	10,267.49	123,209.84
CCMG	FACILITY MAINT SUPERVISOR (730)	5	62.2634	10,792.32	129,507.82
CCMG	FACILITY/ELEC MAINT SUPERVISOR (733)	1	51.0098	8,841.69	106,100.28
CCMG	FACILITY/ELEC MAINT SUPERVISOR (733)	2	53.6160	9,293.44	111,521.28
CCMG	FACILITY/ELEC MAINT SUPERVISOR (733)	3	56.3555	9,768.29	117,219.44
CCMG	FACILITY/ELEC MAINT SUPERVISOR (733)	4	59.2355	10,267.49	123,209.84
CCMG	FACILITY/ELEC MAINT SUPERVISOR (733)	5	62.2634	10,792.32	129,507.82
CCMG	FINANCE MANAGER (838)	1	71.5877	12,408.54	148,902.52
CCMG	FINANCE MANAGER (838)	2	75.2469	13,042.79	156,513.50
CCMG	FINANCE MANAGER (838)	3	79.0919	13,709.26	164,511.10
CCMG	FINANCE MANAGER (838)	4	83.1335	14,409.81	172,917.68
CCMG	FINANCE MANAGER (838)	5	87.3807	15,146.00	181,751.96
CCMG	FINANCIAL SYSTM/PURCHASING MGR (836)	1	60.7696	10,533.40	126,400.82
CCMG	FINANCIAL SYSTM/PURCHASING MGR (836)	2	63.8755	11,071.75	132,861.04
CCMG	FINANCIAL SYSTM/PURCHASING MGR (836)	3	67.1383	11,637.30	139,647.56
CCMG	FINANCIAL SYSTM/PURCHASING MGR (836)	4	70.5698	12,232.09	146,785.08
CCMG	FINANCIAL SYSTM/PURCHASING MGR (836)	5	74.1755	12,857.09	154,285.04
CCMG	FLEET SERVICES MANAGER (811)	1	62.2634	10,792.32	129,507.82
CCMG	FLEET SERVICES MANAGER (811)	2	65.4443	11,343.67	136,124.04
CCMG	FLEET SERVICES MANAGER (811)	3	68.7877	11,923.21	143,078.52
CCMG	FLEET SERVICES MANAGER (811)	4	72.3029	12,532.50	150,389.98
CCMG	FLEET SERVICES MANAGER (811)	5	75.9987	13,173.12	158,077.40
CCMG	FORENSIC SUPERVISOR (736)	1	54.0921	9,375.97	112,511.62
CCMG	FORENSIC SUPERVISOR (736)	2	56.8016	9,845.62	118,147.38
CCMG	FORENSIC SUPERVISOR (736)	3	59.6467	10,338.77	124,065.24
CCMG	FORENSIC SUPERVISOR (736)	4	62.6344	10,856.63	130,279.50
CCMG	FORENSIC SUPERVISOR (736)	5	65.7717	11,400.44	136,805.24
CCMG	HOUSING & HUMAN SVCS PROJ MGR (738)	1	57.4910	9,965.11	119,581.28
CCMG	HOUSING & HUMAN SVCS PROJ MGR (738)	2	60.4299	10,474.51	125,694.14
CCMG	HOUSING & HUMAN SVCS PROJ MGR (738)	3	63.5179	11,009.77	132,117.18
CCMG	HOUSING & HUMAN SVCS PROJ MGR (738)	4	66.7632	11,572.30	138,867.56



# Culver CITY

## Salary Schedule

### Effective Date 07/01/2023

**Note:** For FIRE job titles, the printed hourly rates are for 40-hour employees. To determine the hourly rates for 56-hour employees, divide the annual rate by 2912. (Titles with two codes in parentheses indicate they are 40-hour & 56-hour positions. The first code is for 40-hr, the second one for 56-hr.)

Group	Title	Step	Hourly Rate	Monthly Rate	Annual Rate
CCMG	HOUSING & HUMAN SVCS PROJ MGR (738)	5	70.1736	12,163.43	145,961.14
CCMG	HOUSING & RENT STABILIZATION M (809)	1	71.5877	12,408.54	148,902.52
CCMG	HOUSING & RENT STABILIZATION M (809)	2	75.2469	13,042.79	156,513.50
CCMG	HOUSING & RENT STABILIZATION M (809)	3	79.0919	13,709.26	164,511.10
CCMG	HOUSING & RENT STABILIZATION M (809)	4	83.1335	14,409.81	172,917.68
CCMG	HOUSING & RENT STABILIZATION M (809)	5	87.3807	15,146.00	181,751.96
CCMG	HOUSING PROGRAMS SUPERVISOR (827)	1	46.3630	8,036.25	96,435.04
CCMG	HOUSING PROGRAMS SUPERVISOR (827)	2	48.6809	8,438.02	101,256.22
CCMG	HOUSING PROGRAMS SUPERVISOR (827)	3	51.1152	8,859.98	106,319.72
CCMG	HOUSING PROGRAMS SUPERVISOR (827)	4	53.6710	9,302.97	111,635.68
CCMG	HOUSING PROGRAMS SUPERVISOR (827)	5	56.3545	9,768.11	117,217.36
CCMG	HUMAN RESOURCES ANALYST (702)	1	42.8456	7,426.58	89,118.90
CCMG	HUMAN RESOURCES ANALYST (702)	2	45.0352	7,806.11	93,673.32
CCMG	HUMAN RESOURCES ANALYST (702)	3	47.3362	8,204.95	98,459.40
CCMG	HUMAN RESOURCES ANALYST (702)	4	49.7550	8,624.20	103,490.40
CCMG	HUMAN RESOURCES ANALYST (702)	5	52.2969	9,064.79	108,777.50
CCMG	HUMAN RESOURCES ANALYST Y-RATE (796)	1	64.9326	11,254.99	135,059.86
CCMG	HUMAN SVCS & CRISIS INTRVTN MG (737)	1	64.4753	11,175.71	134,108.52
CCMG	HUMAN SVCS & CRISIS INTRVTN MG (737)	2	67.7702	11,746.84	140,962.12
CCMG	HUMAN SVCS & CRISIS INTRVTN MG (737)	3	71.2317	12,346.84	148,162.04
CCMG	HUMAN SVCS & CRISIS INTRVTN MG (737)	4	74.8710	12,977.64	155,731.68
CCMG	HUMAN SVCS & CRISIS INTRVTN MG (737)	5	78.6990	13,641.16	163,693.92
CCMG	LEGAL OPERATIONS MANAGER (715)	1	51.0098	8,841.69	106,100.28
CCMG	LEGAL OPERATIONS MANAGER (715)	2	53.6160	9,293.44	111,521.28
CCMG	LEGAL OPERATIONS MANAGER (715)	3	56.3555	9,768.29	117,219.44
CCMG	LEGAL OPERATIONS MANAGER (715)	4	59.2355	10,267.49	123,209.84
CCMG	LEGAL OPERATIONS MANAGER (715)	5	62.2634	10,792.32	129,507.82
CCMG	MAINTENANCE OPERATIONS MGR (813)	1	62.8867	10,900.37	130,804.44
CCMG	MAINTENANCE OPERATIONS MGR (813)	2	66.1003	11,457.38	137,488.52
CCMG	MAINTENANCE OPERATIONS MGR (813)	3	69.4779	12,042.83	144,513.98
CCMG	MAINTENANCE OPERATIONS MGR (813)	4	73.0282	12,658.23	151,898.76
CCMG	MAINTENANCE OPERATIONS MGR (813)	5	76.7594	13,304.96	159,659.50
CCMG	MANAGEMENT ANALYST (703)	1	42.8456	7,426.58	89,118.90
CCMG	MANAGEMENT ANALYST (703)	2	45.0352	7,806.11	93,673.32
CCMG	MANAGEMENT ANALYST (703)	3	47.3362	8,204.95	98,459.40
CCMG	MANAGEMENT ANALYST (703)	4	49.7550	8,624.20	103,490.40
CCMG	MANAGEMENT ANALYST (703)	5	52.2969	9,064.79	108,777.50
CCMG	MENTAL HEALTH CLINICIAN (842)	1	57.4910	9,965.11	119,581.28
CCMG	MENTAL HEALTH CLINICIAN (842)	2	60.4299	10,474.51	125,694.14
CCMG	MENTAL HEALTH CLINICIAN (842)	3	63.5179	11,009.77	132,117.18

# Culver CITY

## Salary Schedule

### Effective Date 07/01/2023

**Note:** For FIRE job titles, the printed hourly rates are for 40-hour employees. To determine the hourly rates for 56-hour employees, divide the annual rate by 2912. (Titles with two codes in parentheses indicate they are 40-hour & 56-hour positions. The first code is for 40-hr, the second one for 56-hr.)

Group	Title	Step	Hourly Rate	Monthly Rate	Annual Rate
CCMG	MENTAL HEALTH CLINICIAN (842)	4	66.7632	11,572.30	138,867.56
CCMG	MENTAL HEALTH CLINICIAN (842)	5	70.1736	12,163.43	145,961.14
CCMG	MOBILITY & TRAFFIC ENGNRG MGR (801)	1	75.2469	13,042.79	156,513.50
CCMG	MOBILITY & TRAFFIC ENGNRG MGR (801)	2	79.0919	13,709.26	164,511.10
CCMG	MOBILITY & TRAFFIC ENGNRG MGR (801)	3	83.1335	14,409.81	172,917.68
CCMG	MOBILITY & TRAFFIC ENGNRG MGR (801)	4	87.3807	15,146.00	181,751.96
CCMG	MOBILITY & TRAFFIC ENGNRG MGR (801)	5	91.8462	15,920.02	191,040.20
CCMG	PARALEGAL (739)	1	47.6727	8,263.28	99,159.32
CCMG	PARALEGAL (739)	2	50.1084	8,685.45	104,225.42
CCMG	PARALEGAL (739)	3	52.6687	9,129.25	109,551.00
CCMG	PARALEGAL (739)	4	55.3603	9,595.78	115,149.32
CCMG	PARALEGAL (739)	5	58.1901	10,086.29	121,035.46
CCMG	PARK MAINTENANCE SUPERVISOR (700)	1	41.7900	7,243.60	86,923.20
CCMG	PARK MAINTENANCE SUPERVISOR (700)	2	43.9260	7,613.84	91,366.08
CCMG	PARK MAINTENANCE SUPERVISOR (700)	3	46.1707	8,002.93	96,035.16
CCMG	PARK MAINTENANCE SUPERVISOR (700)	4	48.5293	8,411.74	100,940.84
CCMG	PARK MAINTENANCE SUPERVISOR (700)	5	51.0098	8,841.69	106,100.28
CCMG	PARKS MANAGER (802)	1	56.2968	9,758.10	117,097.24
CCMG	PARKS MANAGER (802)	2	59.1734	10,256.72	123,080.62
CCMG	PARKS MANAGER (802)	3	62.1971	10,780.84	129,370.02
CCMG	PARKS MANAGER (802)	4	65.3765	11,331.93	135,983.12
CCMG	PARKS MANAGER (802)	5	68.7165	11,910.86	142,930.32
CCMG	PAYROLL ANALYST (726)	1	42.8456	7,426.58	89,118.90
CCMG	PAYROLL ANALYST (726)	2	45.0352	7,806.11	93,673.32
CCMG	PAYROLL ANALYST (726)	3	47.3362	8,204.95	98,459.40
CCMG	PAYROLL ANALYST (726)	4	49.7550	8,624.20	103,490.40
CCMG	PAYROLL ANALYST (726)	5	52.2969	9,064.79	108,777.50
CCMG	PAYROLL SUPERVISOR (732)	1	51.0098	8,841.69	106,100.28
CCMG	PAYROLL SUPERVISOR (732)	2	53.6160	9,293.44	111,521.28
CCMG	PAYROLL SUPERVISOR (732)	3	56.3555	9,768.29	117,219.44
CCMG	PAYROLL SUPERVISOR (732)	4	59.2355	10,267.49	123,209.84
CCMG	PAYROLL SUPERVISOR (732)	5	62.2634	10,792.32	129,507.82
CCMG	PROCURE & FINANCIAL SVCS MGR (820)	1	55.2450	9,575.80	114,909.60
CCMG	PROCURE & FINANCIAL SVCS MGR (820)	2	58.0686	10,065.23	120,782.74
CCMG	PROCURE & FINANCIAL SVCS MGR (820)	3	61.0349	10,579.38	126,952.54
CCMG	PROCURE & FINANCIAL SVCS MGR (820)	4	64.1543	11,120.07	133,440.84
CCMG	PROCURE & FINANCIAL SVCS MGR (820)	5	67.4324	11,688.28	140,259.34
CCMG	PURCHASING SUPERVISOR (735)	1	51.0098	8,841.69	106,100.28
CCMG	PURCHASING SUPERVISOR (735)	2	53.6160	9,293.44	111,521.28
CCMG	PURCHASING SUPERVISOR (735)	3	56.3555	9,768.29	117,219.44
CCMG	PURCHASING SUPERVISOR (735)	4	59.2355	10,267.49	123,209.84

# Culver CITY

## Salary Schedule

### Effective Date 07/01/2023

**Note:** For FIRE job titles, the printed hourly rates are for 40-hour employees. To determine the hourly rates for 56-hour employees, divide the annual rate by 2912. (Titles with two codes in parentheses indicate they are 40-hour & 56-hour positions. The first code is for 40-hr, the second one for 56-hr.)

Group	Title	Step	Hourly Rate	Monthly Rate	Annual Rate
CCMG	PURCHASING SUPERVISOR (735)	5	62.2634	10,792.32	129,507.82
CCMG	REC & COMM SVCS MGR (834)	1	61.9556	10,738.98	128,867.70
CCMG	REC & COMM SVCS MGR (834)	2	65.1208	11,287.60	135,451.16
CCMG	REC & COMM SVCS MGR (834)	3	68.4486	11,864.43	142,373.14
CCMG	REC & COMM SVCS MGR (834)	4	71.9466	12,470.75	149,648.98
CCMG	REC & COMM SVCS MGR (834)	5	75.6228	13,107.94	157,295.32
CCMG	REC & COMM SVCS SUPERVISOR (729)	1	41.9994	7,279.89	87,358.70
CCMG	REC & COMM SVCS SUPERVISOR (729)	2	44.1447	7,651.76	91,821.08
CCMG	REC & COMM SVCS SUPERVISOR (729)	3	46.4011	8,042.86	96,514.34
CCMG	REC & COMM SVCS SUPERVISOR (729)	4	48.7728	8,453.94	101,447.32
CCMG	REC & COMM SVCS SUPERVISOR (729)	5	51.2651	8,885.96	106,631.46
CCMG	RECREATION SUPERVISOR (701)	1	41.9994	7,279.89	87,358.70
CCMG	RECREATION SUPERVISOR (701)	2	44.1447	7,651.76	91,821.08
CCMG	RECREATION SUPERVISOR (701)	3	46.4011	8,042.86	96,514.34
CCMG	RECREATION SUPERVISOR (701)	4	48.7728	8,453.94	101,447.32
CCMG	RECREATION SUPERVISOR (701)	5	51.2651	8,885.96	106,631.46
CCMG	RENT STABILIZATION COORDINATOR (731)	1	51.0098	8,841.69	106,100.28
CCMG	RENT STABILIZATION COORDINATOR (731)	2	53.6160	9,293.44	111,521.28
CCMG	RENT STABILIZATION COORDINATOR (731)	3	56.3555	9,768.29	117,219.44
CCMG	RENT STABILIZATION COORDINATOR (731)	4	59.2355	10,267.49	123,209.84
CCMG	RENT STABILIZATION COORDINATOR (731)	5	62.2634	10,792.32	129,507.82
CCMG	REVENUE & BUDGET SUPERVISOR (727)	1	51.0098	8,841.69	106,100.28
CCMG	REVENUE & BUDGET SUPERVISOR (727)	2	53.6160	9,293.44	111,521.28
CCMG	REVENUE & BUDGET SUPERVISOR (727)	3	56.3555	9,768.29	117,219.44
CCMG	REVENUE & BUDGET SUPERVISOR (727)	4	59.2355	10,267.49	123,209.84
CCMG	REVENUE & BUDGET SUPERVISOR (727)	5	62.2634	10,792.32	129,507.82
CCMG	REVENUE OPERATIONS MANAGER (805)	1	55.2450	9,575.80	114,909.60
CCMG	REVENUE OPERATIONS MANAGER (805)	2	58.0686	10,065.23	120,782.74
CCMG	REVENUE OPERATIONS MANAGER (805)	3	61.0349	10,579.38	126,952.54
CCMG	REVENUE OPERATIONS MANAGER (805)	4	64.1543	11,120.07	133,440.84
CCMG	REVENUE OPERATIONS MANAGER (805)	5	67.4324	11,688.28	140,259.34
CCMG	RISK MANAGER (839)	1	71.5877	12,408.54	148,902.52
CCMG	RISK MANAGER (839)	2	75.2469	13,042.79	156,513.50
CCMG	RISK MANAGER (839)	3	79.0919	13,709.26	164,511.10
CCMG	RISK MANAGER (839)	4	83.1335	14,409.81	172,917.68
CCMG	RISK MANAGER (839)	5	87.3807	15,146.00	181,751.96
CCMG	SAFETY & TRAINING COORDINATOR (728)	1	45.5196	7,890.07	94,680.82
CCMG	SAFETY & TRAINING COORDINATOR (728)	2	47.8457	8,293.26	99,519.16
CCMG	SAFETY & TRAINING COORDINATOR (728)	3	50.2905	8,717.02	104,604.24
CCMG	SAFETY & TRAINING COORDINATOR (728)	4	52.8610	9,162.57	109,950.88
CCMG	SAFETY & TRAINING COORDINATOR (728)	5	55.5612	9,630.62	115,567.40

# Culver CITY

## Salary Schedule

### Effective Date 07/01/2023

**Note:** For FIRE job titles, the printed hourly rates are for 40-hour employees. To determine the hourly rates for 56-hour employees, divide the annual rate by 2912. (Titles with two codes in parentheses indicate they are 40-hour & 56-hour positions. The first code is for 40-hr, the second one for 56-hr.)

Group	Title	Step	Hourly Rate	Monthly Rate	Annual Rate
CCMG	SENIOR ACCOUNTANT (707)	1	44.1447	7,651.76	91,821.08
CCMG	SENIOR ACCOUNTANT (707)	2	46.4011	8,042.86	96,514.34
CCMG	SENIOR ACCOUNTANT (707)	3	48.7728	8,453.94	101,447.32
CCMG	SENIOR ACCOUNTANT (707)	4	51.2651	8,885.96	106,631.46
CCMG	SENIOR ACCOUNTANT (707)	5	53.8845	9,339.98	112,079.76
CCMG	SPECIAL EVENTS MANAGER (708)	1	53.3513	9,247.55	110,970.60
CCMG	SPECIAL EVENTS MANAGER (708)	2	56.0778	9,720.14	116,641.72
CCMG	SPECIAL EVENTS MANAGER (708)	3	58.9434	10,216.85	122,602.22
CCMG	SPECIAL EVENTS MANAGER (708)	4	61.9556	10,738.98	128,867.70
CCMG	SPECIAL EVENTS MANAGER (708)	5	65.1208	11,287.60	135,451.16
CCMG	SR & SOCIAL SERVICES MANAGER (810)	1	61.9556	10,738.98	128,867.70
CCMG	SR & SOCIAL SERVICES MANAGER (810)	2	65.1208	11,287.60	135,451.16
CCMG	SR & SOCIAL SERVICES MANAGER (810)	3	68.4486	11,864.43	142,373.14
CCMG	SR & SOCIAL SERVICES MANAGER (810)	4	71.9466	12,470.75	149,648.98
CCMG	SR & SOCIAL SERVICES MANAGER (810)	5	75.6228	13,107.94	157,295.32
CCMG	SR BUILDING & SAFETY INSPECTOR (705)	1	43.0589	7,463.54	89,562.46
CCMG	SR BUILDING & SAFETY INSPECTOR (705)	2	45.2605	7,845.15	94,141.84
CCMG	SR BUILDING & SAFETY INSPECTOR (705)	3	47.5734	8,246.05	98,952.62
CCMG	SR BUILDING & SAFETY INSPECTOR (705)	4	50.0040	8,667.36	104,008.32
CCMG	SR BUILDING & SAFETY INSPECTOR (705)	5	52.5590	9,110.23	109,322.72
CCMG	SR CIVIL ENGINEER (719)	1	61.6477	10,685.61	128,227.32
CCMG	SR CIVIL ENGINEER (719)	2	64.7973	11,231.52	134,778.28
CCMG	SR CIVIL ENGINEER (719)	3	68.1081	11,805.41	141,664.90
CCMG	SR CIVIL ENGINEER (719)	4	71.5877	12,408.54	148,902.52
CCMG	SR CIVIL ENGINEER (719)	5	75.2469	13,042.79	156,513.50
CCMG	SR FIN SYSTEMS BUSINESS ANLST (716)	1	52.2969	9,064.79	108,777.50
CCMG	SR FIN SYSTEMS BUSINESS ANLST (716)	2	54.9701	9,528.16	114,337.86
CCMG	SR FIN SYSTEMS BUSINESS ANLST (716)	3	57.7790	10,015.03	120,180.32
CCMG	SR FIN SYSTEMS BUSINESS ANLST (716)	4	60.7311	10,526.73	126,320.74
CCMG	SR FIN SYSTEMS BUSINESS ANLST (716)	5	63.8347	11,064.69	132,776.28
CCMG	SR HUMAN RESOURCES EQUITY MGR (833)	1	71.5877	12,408.54	148,902.52
CCMG	SR HUMAN RESOURCES EQUITY MGR (833)	2	75.2469	13,042.79	156,513.50
CCMG	SR HUMAN RESOURCES EQUITY MGR (833)	3	79.0919	13,709.26	164,511.10
CCMG	SR HUMAN RESOURCES EQUITY MGR (833)	4	83.1335	14,409.81	172,917.68
CCMG	SR HUMAN RESOURCES EQUITY MGR (833)	5	87.3807	15,146.00	181,751.96
CCMG	SR MANAGEMENT ANALYST (713)	1	51.0098	8,841.69	106,100.28
CCMG	SR MANAGEMENT ANALYST (713)	2	53.6160	9,293.44	111,521.28
CCMG	SR MANAGEMENT ANALYST (713)	3	56.3555	9,768.29	117,219.44
CCMG	SR MANAGEMENT ANALYST (713)	4	59.2355	10,267.49	123,209.84
CCMG	SR MANAGEMENT ANALYST (713)	5	62.2634	10,792.32	129,507.82

# Culver CITY

## Salary Schedule

### Effective Date 07/01/2023

**Note:** For FIRE job titles, the printed hourly rates are for 40-hour employees. To determine the hourly rates for 56-hour employees, divide the annual rate by 2912. (Titles with two codes in parentheses indicate they are 40-hour & 56-hour positions. The first code is for 40-hr, the second one for 56-hr.)

Group	Title	Step	Hourly Rate	Monthly Rate	Annual Rate
CCMG	SR MANAGEMENT ANALYST/BUDGET (714)	1	51.0098	8,841.69	106,100.28
CCMG	SR MANAGEMENT ANALYST/BUDGET (714)	2	53.6160	9,293.44	111,521.28
CCMG	SR MANAGEMENT ANALYST/BUDGET (714)	3	56.3555	9,768.29	117,219.44
CCMG	SR MANAGEMENT ANALYST/BUDGET (714)	4	59.2355	10,267.49	123,209.84
CCMG	SR MANAGEMENT ANALYST/BUDGET (714)	5	62.2634	10,792.32	129,507.82
CCMG	SR MGMT ANLYST Y-RATE (795)	1	54.6547	9,473.49	113,681.88
CCMG	SR PLANNER (717)	1	55.2450	9,575.80	114,909.60
CCMG	SR PLANNER (717)	2	58.0686	10,065.23	120,782.74
CCMG	SR PLANNER (717)	3	61.0349	10,579.38	126,952.54
CCMG	SR PLANNER (717)	4	64.1543	11,120.07	133,440.84
CCMG	SR PLANNER (717)	5	67.4324	11,688.28	140,259.34
CCMG	SR SOLID WASTE & REC CRW SUPV (710)	1	51.0098	8,841.69	106,100.28
CCMG	SR SOLID WASTE & REC CRW SUPV (710)	2	53.6160	9,293.44	111,521.28
CCMG	SR SOLID WASTE & REC CRW SUPV (710)	3	56.3555	9,768.29	117,219.44
CCMG	SR SOLID WASTE & REC CRW SUPV (710)	4	59.2355	10,267.49	123,209.84
CCMG	SR SOLID WASTE & REC CRW SUPV (710)	5	62.2634	10,792.32	129,507.82
CCMG	STREET MAINTENANCE SUPERVISOR (734)	1	51.0098	8,841.69	106,100.28
CCMG	STREET MAINTENANCE SUPERVISOR (734)	2	53.6160	9,293.44	111,521.28
CCMG	STREET MAINTENANCE SUPERVISOR (734)	3	56.3555	9,768.29	117,219.44
CCMG	STREET MAINTENANCE SUPERVISOR (734)	4	59.2355	10,267.49	123,209.84
CCMG	STREET MAINTENANCE SUPERVISOR (734)	5	62.2634	10,792.32	129,507.82
CCMG	SYSTEMS DEVELOPMENT MANAGER (807)	1	60.4299	10,474.51	125,694.14
CCMG	SYSTEMS DEVELOPMENT MANAGER (807)	2	63.5179	11,009.77	132,117.18
CCMG	SYSTEMS DEVELOPMENT MANAGER (807)	3	66.7632	11,572.30	138,867.56
CCMG	SYSTEMS DEVELOPMENT MANAGER (807)	4	70.1736	12,163.43	145,961.14
CCMG	SYSTEMS DEVELOPMENT MANAGER (807)	5	73.7603	12,785.11	153,421.32
CCMG	SYSTEMS SUPPORT MANAGER (825)	1	66.4728	11,521.94	138,263.32
CCMG	SYSTEMS SUPPORT MANAGER (825)	2	69.8696	12,110.74	145,328.82
CCMG	SYSTEMS SUPPORT MANAGER (825)	3	73.4395	12,729.51	152,754.16
CCMG	SYSTEMS SUPPORT MANAGER (825)	4	77.1910	13,379.77	160,557.28
CCMG	SYSTEMS SUPPORT MANAGER (825)	5	81.1364	14,063.64	168,763.66
CCMG	TECHNICAL SERVICES MANAGER (808)	1	66.4728	11,521.94	138,263.32
CCMG	TECHNICAL SERVICES MANAGER (808)	2	69.8696	12,110.74	145,328.82
CCMG	TECHNICAL SERVICES MANAGER (808)	3	73.4395	12,729.51	152,754.16
CCMG	TECHNICAL SERVICES MANAGER (808)	4	77.1910	13,379.77	160,557.28
CCMG	TECHNICAL SERVICES MANAGER (808)	5	81.1364	14,063.64	168,763.66
CCMG	TRAFFIC ENGINEERING MGR (822)	1	53.3513	9,247.55	110,970.60
CCMG	TRAFFIC ENGINEERING MGR (822)	2	56.0778	9,720.14	116,641.72
CCMG	TRAFFIC ENGINEERING MGR (822)	3	58.9434	10,216.85	122,602.22
CCMG	TRAFFIC ENGINEERING MGR (822)	4	61.9556	10,738.98	128,867.70
CCMG	TRAFFIC ENGINEERING MGR (822)	5	65.1208	11,287.60	135,451.16

# Culver CITY

## Salary Schedule

### Effective Date 07/01/2023

**Note:** For FIRE job titles, the printed hourly rates are for 40-hour employees. To determine the hourly rates for 56-hour employees, divide the annual rate by 2912. (Titles with two codes in parentheses indicate they are 40-hour & 56-hour positions. The first code is for 40-hr, the second one for 56-hr.)

Group	Title	Step	Hourly Rate	Monthly Rate	Annual Rate
CCMG	TRANSIT MANAGER ADMIN (840)*	1	58.1901	10,086.29	121,035.46
CCMG	TRANSIT MANAGER ADMIN (840)*	2	61.1629	10,601.57	127,218.78
CCMG	TRANSIT MANAGER ADMIN (840)*	3	64.2876	11,143.19	133,718.26
CCMG	TRANSIT MANAGER ADMIN (840)*	4	67.5728	11,712.61	140,551.32
CCMG	TRANSIT MANAGER ADMIN (840)*	5	71.0268	12,311.30	147,735.64
CCMG	TRANSIT OPERATIONS ANALYST (704)	1	42.8456	7,426.58	89,118.90
CCMG	TRANSIT OPERATIONS ANALYST (704)	2	45.0352	7,806.11	93,673.32
CCMG	TRANSIT OPERATIONS ANALYST (704)	3	47.3362	8,204.95	98,459.40
CCMG	TRANSIT OPERATIONS ANALYST (704)	4	49.7550	8,624.20	103,490.40
CCMG	TRANSIT OPERATIONS ANALYST (704)	5	52.2969	9,064.79	108,777.50
CCMG	TRANSIT OPERATIONS MANAGER (812)	1	62.2634	10,792.32	129,507.82
CCMG	TRANSIT OPERATIONS MANAGER (812)	2	65.4443	11,343.67	136,124.04
CCMG	TRANSIT OPERATIONS MANAGER (812)	3	68.7877	11,923.21	143,078.52
CCMG	TRANSIT OPERATIONS MANAGER (812)	4	72.3029	12,532.50	150,389.98
CCMG	TRANSIT OPERATIONS MANAGER (812)	5	75.9987	13,173.12	158,077.40
CCMG	TRANSIT PLANNING MANAGER (829)	1	62.2634	10,792.32	129,507.82
CCMG	TRANSIT PLANNING MANAGER (829)	2	65.4443	11,343.67	136,124.04
CCMG	TRANSIT PLANNING MANAGER (829)	3	68.7877	11,923.21	143,078.52
CCMG	TRANSIT PLANNING MANAGER (829)	4	72.3029	12,532.50	150,389.98
CCMG	TRANSIT PLANNING MANAGER (829)	5	75.9987	13,173.12	158,077.40
CCMG	TRFC ENG ANALYST (723)	1	47.3362	8,204.95	98,459.40
CCMG	TRFC ENG ANALYST (723)	2	49.7550	8,624.20	103,490.40
CCMG	TRFC ENG ANALYST (723)	3	52.2969	9,064.79	108,777.50
CCMG	TRFC ENG ANALYST (723)	4	54.9701	9,528.16	114,337.86
CCMG	TRFC ENG ANALYST (723)	5	57.7790	10,015.03	120,180.32

\* Transit Manager Admin (840) - This reclassification is a conditional approval. The classification and compensation review will be conducted by the HR Department. The final recommendation will be submitted to the City Manager for approval before the position can be filled.

# Culver CITY

## Salary Schedule

### Effective Date 07/01/2023

**Note:** For FIRE job titles, the printed hourly rates are for 40-hour employees. To determine the hourly rates for 56-hour employees, divide the annual rate by 2912. (Titles with two codes in parentheses indicate they are 40-hour & 56-hour positions. The first code is for 40-hr, the second one for 56-hr.)

Group	Title	Step	Hourly Rate	Monthly Rate	Annual Rate
CNCL	COUNCIL MEMBER (001)	1	27.9870	485.12	5,821.40

# Culver CITY

## Salary Schedule

### Effective Date 07/01/2023

**Note:** For FIRE job titles, the printed hourly rates are for 40-hour employees. To determine the hourly rates for 56-hour employees, divide the annual rate by 2912. (Titles with two codes in parentheses indicate they are 40-hour & 56-hour positions. The first code is for 40-hr, the second one for 56-hr.)

Group	Title	Step	Hourly Rate	Monthly Rate	Annual Rate
EXEC	ADMIN SERVICES DIRECTOR (911)	1	94.4910	16,378.44	196,541.28
EXEC	ADMIN SERVICES DIRECTOR (911)	2	99.3171	17,214.97	206,579.62
EXEC	ADMIN SERVICES DIRECTOR (911)	3	104.3929	18,094.77	217,137.18
EXEC	ADMIN SERVICES DIRECTOR (911)	4	109.7263	19,019.22	228,230.60
EXEC	ADMIN SERVICES DIRECTOR (911)	5	115.3354	19,991.47	239,897.58
EXEC	ASSISTANT CITY MANAGER (908)	1	101.9642	17,673.80	212,085.64
EXEC	ASSISTANT CITY MANAGER (908)	2	107.1751	18,577.02	222,924.26
EXEC	ASSISTANT CITY MANAGER (908)	3	112.6507	19,526.13	234,313.56
EXEC	ASSISTANT CITY MANAGER (908)	4	118.4077	20,524.01	246,288.12
EXEC	ASSISTANT CITY MANAGER (908)	5	124.4578	21,572.68	258,872.12
EXEC	ASSTANT TO CITY MANAGER (900)	1	62.8867	10,900.37	130,804.44
EXEC	ASSTANT TO CITY MANAGER (900)	2	66.1003	11,457.38	137,488.52
EXEC	ASSTANT TO CITY MANAGER (900)	3	69.4779	12,042.83	144,513.98
EXEC	ASSTANT TO CITY MANAGER (900)	4	73.0282	12,658.23	151,898.76
EXEC	ASSTANT TO CITY MANAGER (900)	5	76.7594	13,304.96	159,659.50
EXEC	CHIEF FINANCIAL OFFICER (907)	1	97.9910	16,985.11	203,821.28
EXEC	CHIEF FINANCIAL OFFICER (907)	2	102.9989	17,853.14	214,237.66
EXEC	CHIEF FINANCIAL OFFICER (907)	3	108.2610	18,765.24	225,182.88
EXEC	CHIEF FINANCIAL OFFICER (907)	4	113.7942	19,724.34	236,692.04
EXEC	CHIEF FINANCIAL OFFICER (907)	5	119.6090	20,732.23	248,786.72
EXEC	CHIEF INFO OFFICER (905)	1	88.6940	15,373.63	184,483.52
EXEC	CHIEF INFO OFFICER (905)	2	93.2252	16,159.04	193,908.52
EXEC	CHIEF INFO OFFICER (905)	3	97.9910	16,985.11	203,821.28
EXEC	CHIEF INFO OFFICER (905)	4	102.9989	17,853.14	214,237.66
EXEC	CHIEF INFO OFFICER (905)	5	108.2610	18,765.24	225,182.88
EXEC	CHIEF TRANSPORTATION OFFICER (903)	1	88.6378	15,363.88	184,366.52
EXEC	CHIEF TRANSPORTATION OFFICER (903)	2	93.1666	16,148.88	193,786.58
EXEC	CHIEF TRANSPORTATION OFFICER (903)	3	97.9267	16,973.97	203,687.64
EXEC	CHIEF TRANSPORTATION OFFICER (903)	4	102.9306	17,841.31	214,095.70
EXEC	CHIEF TRANSPORTATION OFFICER (903)	5	108.1910	18,753.11	225,037.28
EXEC	CITY ATTORNEY (909)	1	117.1733	20,310.03	243,720.36
EXEC	CITY ATTORNEY (909)	2	123.1606	21,347.84	256,174.10
EXEC	CITY ATTORNEY (909)	3	129.4544	22,438.76	269,265.10
EXEC	CITY ATTORNEY (909)	4	136.0698	23,585.42	283,025.08
EXEC	CITY ATTORNEY (909)	5	143.0229	24,790.63	297,487.58
EXEC	CITY MANAGER (910)	1	136.9629	23,740.23	284,882.78
EXEC	CITY MANAGER (910)	2	143.9599	24,953.05	299,436.54
EXEC	CITY MANAGER (910)	3	151.3174	26,228.35	314,740.14
EXEC	CITY MANAGER (910)	4	159.0503	27,568.71	330,824.52
EXEC	CITY MANAGER (910)	5	167.1774	28,977.41	347,728.94



# Culver CITY

## Salary Schedule

### Effective Date 07/01/2023

**Note:** For FIRE job titles, the printed hourly rates are for 40-hour employees. To determine the hourly rates for 56-hour employees, divide the annual rate by 2912. (Titles with two codes in parentheses indicate they are 40-hour & 56-hour positions. The first code is for 40-hr, the second one for 56-hr.)

Group	Title	Step	Hourly Rate	Monthly Rate	Annual Rate
EXEC	COMMUNITY DEVELOPMENT DIRECTOR (904)	1	87.8152	15,221.31	182,655.72
EXEC	COMMUNITY DEVELOPMENT DIRECTOR (904)	2	92.3017	15,998.97	191,987.64
EXEC	COMMUNITY DEVELOPMENT DIRECTOR (904)	3	97.0213	16,817.02	201,804.20
EXEC	COMMUNITY DEVELOPMENT DIRECTOR (904)	4	101.9788	17,676.32	212,115.80
EXEC	COMMUNITY DEVELOPMENT DIRECTOR (904)	5	107.1904	18,579.67	222,955.98
EXEC	ECONOMIC DEVELOPMENT DIRECTOR (914)	1	78.4919	13,605.26	163,263.10
EXEC	ECONOMIC DEVELOPMENT DIRECTOR (914)	2	82.4164	14,285.51	171,426.06
EXEC	ECONOMIC DEVELOPMENT DIRECTOR (914)	3	86.5372	14,999.79	179,997.48
EXEC	ECONOMIC DEVELOPMENT DIRECTOR (914)	4	90.8641	15,749.78	188,997.38
EXEC	ECONOMIC DEVELOPMENT DIRECTOR (914)	5	95.4073	16,537.26	198,447.08
EXEC	HOUSING & HUMAN SERVICES DIR (913)	1	85.0665	14,744.86	176,938.32
EXEC	HOUSING & HUMAN SERVICES DIR (913)	2	89.3199	15,482.11	185,785.34
EXEC	HOUSING & HUMAN SERVICES DIR (913)	3	93.7858	16,256.20	195,074.36
EXEC	HOUSING & HUMAN SERVICES DIR (913)	4	98.4752	17,069.04	204,828.52
EXEC	HOUSING & HUMAN SERVICES DIR (913)	5	103.3990	17,922.49	215,069.92
EXEC	HUMAN RESOURCES DIRECTOR (902)	1	88.3092	15,306.94	183,683.24
EXEC	HUMAN RESOURCES DIRECTOR (902)	2	92.8195	16,088.71	193,064.56
EXEC	HUMAN RESOURCES DIRECTOR (902)	3	97.5635	16,911.01	202,932.08
EXEC	HUMAN RESOURCES DIRECTOR (902)	4	102.5478	17,774.94	213,299.32
EXEC	HUMAN RESOURCES DIRECTOR (902)	5	107.7902	18,683.64	224,203.72
EXEC	PLANNING/DEVELOPMENT DIRECTOR (912)	1	85.9135	14,891.67	178,700.08
EXEC	PLANNING/DEVELOPMENT DIRECTOR (912)	2	90.2085	15,636.14	187,633.68
EXEC	PLANNING/DEVELOPMENT DIRECTOR (912)	3	94.7196	16,418.07	197,016.82
EXEC	PLANNING/DEVELOPMENT DIRECTOR (912)	4	99.4554	17,238.93	206,867.18
EXEC	PLANNING/DEVELOPMENT DIRECTOR (912)	5	104.4279	18,100.83	217,209.98
EXEC	PRCS DIRECTOR (901)	1	82.2780	14,261.52	171,138.24
EXEC	PRCS DIRECTOR (901)	2	86.4811	14,990.06	179,880.74
EXEC	PRCS DIRECTOR (901)	3	90.9004	15,756.07	189,072.78
EXEC	PRCS DIRECTOR (901)	4	95.5474	16,561.55	198,738.54
EXEC	PRCS DIRECTOR (901)	5	100.4291	17,407.72	208,892.58
EXEC	PUBLIC WORKS DIRECTOR (906)	1	93.2252	16,159.04	193,908.52
EXEC	PUBLIC WORKS DIRECTOR (906)	2	97.9910	16,985.11	203,821.28
EXEC	PUBLIC WORKS DIRECTOR (906)	3	102.9989	17,853.14	214,237.66
EXEC	PUBLIC WORKS DIRECTOR (906)	4	108.2610	18,765.24	225,182.88
EXEC	PUBLIC WORKS DIRECTOR (906)	5	113.7942	19,724.34	236,692.04

# Culver CITY

## Salary Schedule

### Effective Date 07/01/2023

**Note:** For FIRE job titles, the printed hourly rates are for 40-hour employees. To determine the hourly rates for 56-hour employees, divide the annual rate by 2912. (Titles with two codes in parentheses indicate they are 40-hour & 56-hour positions. The first code is for 40-hr, the second one for 56-hr.)

Group	Title	Step	Hourly Rate	Monthly Rate	Annual Rate
FIRE	FIRE CAPTAIN (504/505)	1	69.4726	12,041.92	144,502.99
FIRE	FIRE ENGINEER (502/503)	1	60.4109	10,471.23	125,654.70
FIRE	FIREFIGHTER (500/501)	0	36.1754	6,270.40	75,244.80
FIRE	FIREFIGHTER (500/501)	1	40.3601	6,995.75	83,948.96
FIRE	FIREFIGHTER (500/501)	2	41.3820	7,172.88	86,074.56
FIRE	FIREFIGHTER (500/501)	3	45.2001	7,834.69	94,016.22
FIRE	FIREFIGHTER (500/501)	4	47.7490	8,276.49	99,317.84
FIRE	FIREFIGHTER (500/501)	5	50.4488	8,744.45	104,933.40
FIRE	FIREFIGHTER (500/501)	6	52.5313	9,105.41	109,264.97

**Culver CITY**  
**Salary Schedule**  
**Effective Date 07/01/2023**

**Note:** For FIRE job titles, the printed hourly rates are for 40-hour employees. To determine the hourly rates for 56-hour employees, divide the annual rate by 2912. (Titles with two codes in parentheses indicate they are 40-hour & 56-hour positions. The first code is for 40-hr, the second one for 56-hr.)

Group	Title	Step	Hourly Rate	Monthly Rate	Annual Rate
FMGT	ASST FIRE CHIEF (509)	1	100.5724	17,432.54	209,190.51
FMGT	BATTALION CHIEF (506/507)	1	83.2893	14,436.80	173,241.60
FMGT	FIRE CHIEF (510)	1	116.8150	20,247.94	242,975.30
FMGT	FIRE MARSHAL (508)	1	95.7833	16,602.42	199,229.03

# Culver CITY

## Salary Schedule

### Effective Date 07/01/2023

**Note:** For FIRE job titles, the printed hourly rates are for 40-hour employees. To determine the hourly rates for 56-hour employees, divide the annual rate by 2912. (Titles with two codes in parentheses indicate they are 40-hour & 56-hour positions. The first code is for 40-hr, the second one for 56-hr.)

Group	Title	Step	Hourly Rate	Monthly Rate	Annual Rate
NBNE	ADMIN INTERN (107)	1	15.6279	0.00	0.00
NBNE	ADMIN INTERN (107)	2	16.4093	0.00	0.00
NBNE	ADMIN INTERN (107)	3	17.2298	0.00	0.00
NBNE	AMBULANCE OPERATOR (116)	1	20.0000	0.00	0.00
NBNE	AMBULANCE OPERATOR (116)	2	21.0000	0.00	0.00
NBNE	AMBULANCE OPERATOR (116)	3	22.0500	0.00	0.00
NBNE	BUS OPERATOR TRAINEE (106)	1	19.1008	0.00	0.00
NBNE	CASHIER PLUNGE (101)	1	15.5001	0.00	0.00
NBNE	CASHIER PLUNGE (101)	2	16.2751	0.00	0.00
NBNE	CASHIER PLUNGE (101)	3	17.0888	0.00	0.00
NBNE	CONTRACT EMPLOYEE (199)	1	20.0000	0.00	0.00
NBNE	CONTRACT EMPLOYEE (199)	2	30.0000	0.00	0.00
NBNE	CONTRACT EMPLOYEE (199)	3	40.0000	0.00	0.00
NBNE	CONTRACT EMPLOYEE (199)	4	50.0000	0.00	0.00
NBNE	CONTRACT EMPLOYEE (199)	5	60.0000	0.00	0.00
NBNE	CONTRACT EMPLOYEE (199)	6	70.0000	0.00	0.00
NBNE	CONTRACT EMPLOYEE (199)	7	80.0000	0.00	0.00
NBNE	CONTRACT EMPLOYEE (199)	8	90.0000	0.00	0.00
NBNE	CONTRACT EMPLOYEE (199)	9	100.0000	0.00	0.00
NBNE	CONTRACT EMPLOYEE (199)	10	110.0000	0.00	0.00
NBNE	CONTRACT EMPLOYEE (199)	11	120.0000	0.00	0.00
NBNE	CONTRACT EMPLOYEE (199)	12	130.0000	0.00	0.00
NBNE	CROSSING GUARD (104)	1	15.7830	0.00	0.00
NBNE	GIS INTERN (111)	1	17.3644	0.00	0.00
NBNE	GIS INTERN (111)	2	18.2326	0.00	0.00
NBNE	GIS INTERN (111)	3	19.1442	0.00	0.00
NBNE	INSTRCTR/PPL/DISABILITIES (115)	1	23.8471	0.00	0.00
NBNE	LIFEGUARD (108)	1	20.0268	0.00	0.00
NBNE	LIFEGUARD (108)	2	20.9649	0.00	0.00
NBNE	LIFEGUARD (108)	3	21.9500	0.00	0.00
NBNE	LIFEGUARD SWIM INSTRUCTOR NB (110)	1	21.6823	0.00	0.00
NBNE	LIFEGUARD SWIM INSTRUCTOR NB (110)	2	22.7033	0.00	0.00
NBNE	LIFEGUARD SWIM INSTRUCTOR NB (110)	3	23.7752	0.00	0.00
NBNE	POOL MANAGER (113)	1	25.4203	0.00	0.00
NBNE	POOL MANAGER (113)	2	26.3405	0.00	0.00
NBNE	POOL MANAGER (113)	3	27.3068	0.00	0.00
NBNE	RECREATION LEADER I (103)	1	15.5001	0.00	0.00
NBNE	RECREATION LEADER I (103)	2	16.2751	0.00	0.00
NBNE	RECREATION LEADER I (103)	3	17.0888	0.00	0.00

# Culver CITY

## Salary Schedule

### Effective Date 07/01/2023

**Note:** For FIRE job titles, the printed hourly rates are for 40-hour employees. To determine the hourly rates for 56-hour employees, divide the annual rate by 2912. (Titles with two codes in parentheses indicate they are 40-hour & 56-hour positions. The first code is for 40-hr, the second one for 56-hr.)

Group	Title	Step	Hourly Rate	Monthly Rate	Annual Rate
NBNE	RECREATION LEADER II (109)	1	18.0597	0.00	0.00
NBNE	RECREATION LEADER II (109)	2	18.9629	0.00	0.00
NBNE	RECREATION LEADER II (109)	3	19.9108	0.00	0.00
NBNE	RECREATION SPECIALIST (114)	1	23.8676	0.00	0.00
NBNE	RECREATION SPECIALIST (114)	2	25.0610	0.00	0.00
NBNE	RECREATION SPECIALIST (114)	3	26.3140	0.00	0.00
NBNE	SR RECREATION LEADER (112)	1	21.2462	0.00	0.00
NBNE	SR RECREATION LEADER (112)	2	22.3086	0.00	0.00
NBNE	SR RECREATION LEADER (112)	3	23.4240	0.00	0.00
NBNE	STUDENT WORKER I (100)	1	15.5000	0.00	0.00
NBNE	STUDENT WORKER I (100)	2	16.2749	0.00	0.00
NBNE	STUDENT WORKER I (100)	3	17.0887	0.00	0.00
NBNE	STUDENT WORKER II (102)	1	16.2749	0.00	0.00
NBNE	STUDENT WORKER II (102)	2	17.0887	0.00	0.00
NBNE	STUDENT WORKER II (102)	3	17.9431	0.00	0.00
NBNE	STUDENT WORKER III (105)	1	18.7713	0.00	0.00
NBNE	STUDENT WORKER III (105)	2	19.7099	0.00	0.00
NBNE	STUDENT WORKER III (105)	3	20.6953	0.00	0.00

**Culver CITY**  
**Salary Schedule**  
**Effective Date 07/01/2023**

**Note:** For FIRE job titles, the printed hourly rates are for 40-hour employees. To determine the hourly rates for 56-hour employees, divide the annual rate by 2912. (Titles with two codes in parentheses indicate they are 40-hour & 56-hour positions. The first code is for 40-hr, the second one for 56-hr.)

Group	Title	Step	Hourly Rate	Monthly Rate	Annual Rate
PMGT	ASSISTANT CHIEF (605)	1	110.3220	19,122.48	229,469.76
PMGT	POLICE CAPTAIN (604)	1	95.5138	16,555.72	198,668.60
PMGT	POLICE CHIEF (606)	1	126.8706	21,990.91	263,890.90
PMGT	POLICE LIEUTENANT (603)	1	76.1997	13,207.96	158,495.48

# Culver CITY

## Salary Schedule

### Effective Date 07/01/2023

**Note:** For FIRE job titles, the printed hourly rates are for 40-hour employees. To determine the hourly rates for 56-hour employees, divide the annual rate by 2912. (Titles with two codes in parentheses indicate they are 40-hour & 56-hour positions. The first code is for 40-hr, the second one for 56-hr.)

Group	Title	Step	Hourly Rate	Monthly Rate	Annual Rate
POLC	POLICE OFFICER (601)	1	41.5435	7,200.87	86,410.48
POLC	POLICE OFFICER (601)	2	42.8090	7,420.23	89,042.72
POLC	POLICE OFFICER (601)	3	45.8511	7,947.53	95,370.34
POLC	POLICE OFFICER (601)	4	47.0066	8,147.82	97,773.78
POLC	POLICE OFFICER (601)	5	48.4257	8,393.80	100,725.56
POLC	POLICE OFFICER (601)	6	50.0353	8,672.78	104,073.32
POLC	POLICE OFFICER (601)	7	51.5627	8,937.54	107,250.52
POLC	POLICE OFFICER (601)	8	52.8647	9,163.22	109,958.68
POLC	POLICE OFFICER (601)	9	54.3146	9,414.54	112,974.42
POLC	POLICE SERGEANT (602)	1	62.5610	10,843.91	130,126.88

# Culver CITY

## Salary Schedule

### Effective Date 07/01/2023

**Note:** For FIRE job titles, the printed hourly rates are for 40-hour employees. To determine the hourly rates for 56-hour employees, divide the annual rate by 2912. (Titles with two codes in parentheses indicate they are 40-hour & 56-hour positions. The first code is for 40-hr, the second one for 56-hr.)

Group	Title	Step	Hourly Rate	Monthly Rate	Annual Rate
POLR	POLICE RECRUIT (600)	1	41.5435	7,200.87	86,410.48



1  
2  
3  
4  
5  
6  
7  
8  
9  
10  
11  
12  
13  
14  
15  
16  
17  
18  
19  
20  
21  
22  
23  
24  
25  
26  
27  
28

**RESOLUTION NO. 2023-R 052**

A RESOLUTION OF THE CITY COUNCIL OF THE CITY OF CULVER CITY, CALIFORNIA, ADOPTING THE REVISED CLASSIFICATION AND SALARY PLAN FOR CITY EMPLOYEES EFFECTIVE RETROACTIVE TO JULY 1, 2023

NOW, THEREFORE, the City Council of the City of Culver City, DOES

RESOLVE AS FOLLOWS:

1. The Classification and Salary Plan, attached hereto as Exhibit "A" and incorporated herein by this reference, is hereby adopted effective retroactive to July 1, 2023.
2. The Classification and Salary Plan, attached hereto as Exhibit "A" shall supersede and replace all previously adopted salary plans for City employees.
3. The City Manager and Chief Financial Officer are hereby authorized to adjust and pay salaries of the City employees in accordance with the Classification and Salary Plan adopted by this Resolution, effective retroactive to July 1, 2023.

APPROVED and ADOPTED this 10<sup>th</sup> day of July 2023.

  
\_\_\_\_\_  
ALBERT VERA, Mayor  
City of Culver City, California

ATTEST:

  
\_\_\_\_\_  
JEREMY BOCCHINO, City Clerk

APPROVED AS TO FORM:

  
\_\_\_\_\_  
HEATHER S. BAKER, City Attorney

2023-R \_\_\_\_\_

# Culver CITY

## Salary Schedule

Effective Date 07/01/2023

**Note:** For FIRE job titles, the printed hourly rates are for 40-hour employees. To determine the hourly rates for 56-hour employees, divide the annual rate by 2912. (Titles with two codes in parentheses indicate they are 40-hour & 56-hour positions. The first code is for 40-hr, the second one for 56-hr.)

Group	Title	Step	Hourly Rate	Monthly Rate	Annual Rate
CCEA	ACCOUNT CLERK (205)	1	24.4270	4,234.01	50,808.16
CCEA	ACCOUNT CLERK (205)	2	25.6764	4,450.57	53,406.86
CCEA	ACCOUNT CLERK (205)	3	26.9885	4,678.01	56,136.08
CCEA	ACCOUNT CLERK (205)	4	28.3687	4,917.25	59,007.00
CCEA	ACCOUNT CLERK (205)	5	29.8208	5,168.93	62,027.16
CCEA	ACCOUNT CLERK-REG PT (205R)	1	24.4270	4,234.01	50,808.16
CCEA	ACCOUNT CLERK-REG PT (205R)	2	25.6764	4,450.57	53,406.86
CCEA	ACCOUNT CLERK-REG PT (205R)	3	26.9885	4,678.01	56,136.08
CCEA	ACCOUNTANT (419)	1	36.1724	6,269.88	75,238.54
CCEA	ACCOUNTANT (419)	2	38.0201	6,590.16	79,081.86
CCEA	ACCOUNTANT (419)	3	39.9629	6,926.90	83,122.78
CCEA	ACCOUNTANT (419)	4	42.0055	7,280.95	87,371.44
CCEA	ACCOUNTANT (419)	5	44.1521	7,653.04	91,836.42
CCEA	ACCOUNTANT II (428)	1	39.5658	6,858.06	82,296.76
CCEA	ACCOUNTANT II (428)	2	41.5880	7,208.59	86,503.04
CCEA	ACCOUNTANT II (428)	3	43.7129	7,576.90	90,922.78
CCEA	ACCOUNTANT II (428)	4	45.9470	7,964.15	95,569.76
CCEA	ACCOUNTANT II (428)	5	48.2954	8,371.20	100,454.38
CCEA	ACCOUNTING TECHNICIAN (223)	1	29.6718	5,143.10	61,717.24
CCEA	ACCOUNTING TECHNICIAN (223)	2	31.1613	5,401.28	64,815.40
CCEA	ACCOUNTING TECHNICIAN (223)	3	32.7405	5,675.02	68,100.24
CCEA	ACCOUNTING TECHNICIAN (223)	4	34.4136	5,965.03	71,580.34
CCEA	ACCOUNTING TECHNICIAN (223)	5	36.1724	6,269.88	75,238.54
CCEA	ADMIN CLERK (207)	1	24.1842	4,191.94	50,303.24
CCEA	ADMIN CLERK (207)	2	25.4208	4,406.26	52,875.16
CCEA	ADMIN CLERK (207)	3	26.7199	4,631.45	55,577.34
CCEA	ADMIN CLERK (207)	4	28.0864	4,868.31	58,419.66
CCEA	ADMIN CLERK (207)	5	29.5242	5,117.54	61,410.44
CCEA	ADMIN CLERK-REG PT (207R)	1	24.1842	4,191.94	50,303.24
CCEA	ADMIN CLERK-REG PT (207R)	2	25.4208	4,406.26	52,875.16
CCEA	ADMIN CLERK-REG PT (207R)	3	26.7199	4,631.45	55,577.34
CCEA	ADMIN SECRETARY (222)	1	29.5242	5,117.54	61,410.44
CCEA	ADMIN SECRETARY (222)	2	31.0084	5,374.79	64,497.42
CCEA	ADMIN SECRETARY (222)	3	32.5775	5,646.77	67,761.20
CCEA	ADMIN SECRETARY (222)	4	34.2429	5,935.43	71,225.18
CCEA	ADMIN SECRETARY (222)	5	35.9915	6,238.53	74,862.32
CCEA	ANIMAL SERVICES OFFICER (307)	1	28.0864	4,868.31	58,419.66
CCEA	ANIMAL SERVICES OFFICER (307)	2	29.5242	5,117.54	61,410.44
CCEA	ANIMAL SERVICES OFFICER (307)	3	31.0084	5,374.79	64,497.42
CCEA	ANIMAL SERVICES OFFICER (307)	4	32.5775	5,646.77	67,761.20
CCEA	ANIMAL SERVICES OFFICER (307)	5	34.2429	5,935.43	71,225.18

# Culver CITY

## Salary Schedule

Effective Date 07/01/2023

Group	Title	Step	Hourly Rate	Monthly Rate	Annual Rate
CCEA	ASSISTANT ENGINEER (425)	1	39.1499	6,785.98	81,431.74
CCEA	ASSISTANT ENGINEER (425)	2	41.1503	7,132.71	85,592.52
CCEA	ASSISTANT ENGINEER (425)	3	43.2522	7,497.06	89,964.68
CCEA	ASSISTANT ENGINEER (425)	4	45.4631	7,880.28	94,563.30
CCEA	ASSISTANT ENGINEER (425)	5	47.7857	8,282.86	99,394.36
CCEA	ASSISTANT PLANNER (420)	1	36.5345	6,332.65	75,991.76
CCEA	ASSISTANT PLANNER (420)	2	38.4013	6,656.22	79,874.60
CCEA	ASSISTANT PLANNER (420)	3	40.3632	6,996.30	83,955.56
CCEA	ASSISTANT PLANNER (420)	4	42.4266	7,353.95	88,247.38
CCEA	ASSISTANT PLANNER (420)	5	44.5937	7,729.58	92,755.00
CCEA	ASSOC ANL Y-RATE (495)	1	37.2420	6,455.28	77,463.36
CCEA	ASSOCIATE ANALYST (415)	1	35.4574	6,145.95	73,751.34
CCEA	ASSOCIATE ANALYST (415)	2	37.2690	6,459.96	77,519.52
CCEA	ASSOCIATE ANALYST (415)	3	39.1743	6,790.20	81,482.44
CCEA	ASSOCIATE ANALYST (415)	4	41.1760	7,137.17	85,646.08
CCEA	ASSOCIATE ANALYST (415)	5	43.2791	7,501.72	90,020.58
CCEA	ASSOCIATE ENGINEER (439)	1	46.8448	8,119.76	97,437.08
CCEA	ASSOCIATE ENGINEER (439)	2	49.2379	8,534.57	102,414.78
CCEA	ASSOCIATE ENGINEER (439)	3	51.7544	8,970.76	107,649.10
CCEA	ASSOCIATE ENGINEER (439)	4	54.3979	9,428.97	113,147.58
CCEA	ASSOCIATE ENGINEER (439)	5	57.1791	9,911.05	118,932.58
CCEA	ASSOCIATE PLANNER (431)	1	42.0055	7,280.95	87,371.44
CCEA	ASSOCIATE PLANNER (431)	2	44.1521	7,653.04	91,836.42
CCEA	ASSOCIATE PLANNER (431)	3	46.4080	8,044.05	96,528.64
CCEA	ASSOCIATE PLANNER (431)	4	48.7794	8,455.09	101,461.10
CCEA	ASSOCIATE PLANNER (431)	5	51.2716	8,887.08	106,644.98
CCEA	AUDIO VISUAL OP/ANALYST-REG PT (455R)	1	44.1521	7,653.04	91,836.42
CCEA	AUDIO VISUAL OP/ANALYST-REG PT (455R)	2	46.4080	8,044.05	96,528.64
CCEA	AUDIO VISUAL OP/ANALYST-REG PT (455R)	3	48.7794	8,455.09	101,461.10
CCEA	AUTOMATED ENFORCEMENT TECH (219)	1	28.0864	4,868.31	58,419.66
CCEA	AUTOMATED ENFORCEMENT TECH (219)	2	29.5242	5,117.54	61,410.44
CCEA	AUTOMATED ENFORCEMENT TECH (219)	3	31.0084	5,374.79	64,497.42
CCEA	AUTOMATED ENFORCEMENT TECH (219)	4	32.5775	5,646.77	67,761.20
CCEA	AUTOMATED ENFORCEMENT TECH (219)	5	34.2429	5,935.43	71,225.18
CCEA	BICYCLE/PEDESTRIAN COORD (456)	1	46.8448	8,119.76	97,437.08
CCEA	BICYCLE/PEDESTRIAN COORD (456)	2	49.2379	8,534.57	102,414.78
CCEA	BICYCLE/PEDESTRIAN COORD (456)	3	51.7544	8,970.76	107,649.10
CCEA	BICYCLE/PEDESTRIAN COORD (456)	4	54.3979	9,428.97	113,147.58
CCEA	BICYCLE/PEDESTRIAN COORD (456)	5	57.1791	9,911.05	118,932.58
CCEA	BUILDING AND SAFETY INSPECTOR (327)	1	35.4574	6,145.95	73,751.34

# Culver CITY

## Salary Schedule Effective Date 07/01/2023

**Note:** For FIRE job titles, the printed hourly rates are for 40-hour employees. To determine the hourly rates for 56-hour employees, divide the annual rate by 2912. (Titles with two codes in parentheses indicate they are 40-hour & 56-hour positions. The first code is for 40-hr, the second one for 56-hr.)

Group	Title	Step	Hourly Rate	Monthly Rate	Annual Rate
CCEA	BUILDING AND SAFETY INSPECTOR (327)	2	37.2690	6,459.96	77,519.52
CCEA	BUILDING AND SAFETY INSPECTOR (327)	3	39.1743	6,790.20	81,482.44
CCEA	BUILDING AND SAFETY INSPECTOR (327)	4	41.1760	7,137.17	85,646.08
CCEA	BUILDING AND SAFETY INSPECTOR (327)	5	43.2791	7,501.72	90,020.58
CCEA	BUILDING ENGINEER (433)	1	43.7129	7,576.90	90,922.78
CCEA	BUILDING ENGINEER (433)	2	45.9470	7,964.15	95,569.76
CCEA	BUILDING ENGINEER (433)	3	48.2954	8,371.20	100,454.38
CCEA	BUILDING ENGINEER (433)	4	50.7632	8,798.96	105,587.56
CCEA	BUILDING ENGINEER (433)	5	53.3567	9,248.50	110,982.04
CCEA	BUS OPERATOR (305)	0	24.7955	4,297.89	51,574.64
CCEA	BUS OPERATOR (305)	1	27.3944	4,748.36	56,980.30
CCEA	BUS OPERATOR (305)	2	28.7962	4,991.35	59,896.20
CCEA	BUS OPERATOR (305)	3	30.2624	5,245.48	62,945.74
CCEA	BUS OPERATOR (305)	4	31.7763	5,507.88	66,094.60
CCEA	BUS OPERATOR (305)	5	33.4006	5,789.44	69,473.30
CCEA	BUS OPERATOR-REG PT (305R)	1	22.4409	3,889.75	46,677.02
CCEA	BUS OPERATOR-REG PT (305R)	2	23.5874	4,088.48	49,061.74
CCEA	BUS OPERATOR-REG PT (305R)	3	24.7955	4,297.89	51,574.64
CCEA	BUSINESS TAX INSPECTOR (224)	1	29.8208	5,168.93	62,027.16
CCEA	BUSINESS TAX INSPECTOR (224)	2	31.3140	5,427.76	65,133.12
CCEA	BUSINESS TAX INSPECTOR (224)	3	32.9035	5,703.27	68,439.28
CCEA	BUSINESS TAX INSPECTOR (224)	4	34.5854	5,994.80	71,937.58
CCEA	BUSINESS TAX INSPECTOR (224)	5	36.3523	6,301.06	75,612.68
CCEA	BUYER (434)	1	43.9326	7,614.99	91,379.86
CCEA	BUYER (434)	2	46.1771	8,004.04	96,048.42
CCEA	BUYER (434)	3	48.5369	8,413.06	100,956.70
CCEA	BUYER (434)	4	51.0174	8,843.01	106,116.14
CCEA	BUYER (434)	5	53.6237	9,294.78	111,537.40
CCEA	CASE MGR-MNTL HLTH/SUB/DISPTCH (460)	1	35.6345	6,176.65	74,119.76
CCEA	CASE MGR-MNTL HLTH/SUB/DISPTCH (460)	2	37.4550	6,492.20	77,906.40
CCEA	CASE MGR-MNTL HLTH/SUB/DISPTCH (460)	3	39.3695	6,824.05	81,888.56
CCEA	CASE MGR-MNTL HLTH/SUB/DISPTCH (460)	4	41.3814	7,172.77	86,073.26
CCEA	CASE MGR-MNTL HLTH/SUB/DISPTCH (460)	5	43.4960	7,539.31	90,471.68
CCEA	CEMENT FINISHER (314)	1	30.4090	5,270.89	63,250.72
CCEA	CEMENT FINISHER (314)	2	31.9343	5,535.27	66,423.24
CCEA	CEMENT FINISHER (314)	3	33.5661	5,818.13	69,817.54
CCEA	CEMENT FINISHER (314)	4	35.2815	6,115.46	73,385.52
CCEA	CEMENT FINISHER (314)	5	37.0842	6,427.94	77,135.24
CCEA	CITY CLERK SPECIALIST (452)	1	33.7331	5,847.08	70,164.90
CCEA	CITY CLERK SPECIALIST (452)	2	35.4574	6,145.95	73,751.34
CCEA	CITY CLERK SPECIALIST (452)	3	37.2690	6,459.96	77,519.52

# Culver CITY

## Salary Schedule Effective Date 07/01/2023

**Note:** For FIRE job titles, the printed hourly rates are for 40-hour employees. To determine the hourly rates for 56-hour employees, divide the annual rate by 2912. (Titles with two codes in parentheses indicate they are 40-hour & 56-hour positions. The first code is for 40-hr, the second one for 56-hr.)

Group	Title	Step	Hourly Rate	Monthly Rate	Annual Rate
CCEA	CITY CLERK SPECIALIST (452)	4	39.1743	6,790.20	81,482.44
CCEA	CITY CLERK SPECIALIST (452)	5	41.1760	7,137.17	85,646.08
CCEA	CLAIMS/SAFETY TECHNICIAN (402)	1	33.7331	5,847.08	70,164.90
CCEA	CLAIMS/SAFETY TECHNICIAN (402)	2	35.4574	6,145.95	73,751.34
CCEA	CLAIMS/SAFETY TECHNICIAN (402)	3	37.2690	6,459.96	77,519.52
CCEA	CLAIMS/SAFETY TECHNICIAN (402)	4	39.1743	6,790.20	81,482.44
CCEA	CLAIMS/SAFETY TECHNICIAN (402)	5	41.1760	7,137.17	85,646.08
CCEA	CLERK (200)	1	19.5089	3,381.54	40,578.46
CCEA	CLERK (200)	2	20.5060	3,554.37	42,652.48
CCEA	CLERK (200)	3	21.5548	3,736.16	44,833.88
CCEA	CLERK (200)	4	22.6579	3,927.37	47,128.38
CCEA	CLERK (200)	5	23.8150	4,127.93	49,535.20
CCEA	CLERK TYPIST (202)	1	20.8231	3,609.34	43,312.10
CCEA	CLERK TYPIST (202)	2	21.8887	3,794.05	45,528.60
CCEA	CLERK TYPIST (202)	3	23.0070	3,987.88	47,854.56
CCEA	CLERK TYPIST (202)	4	24.1842	4,191.94	50,303.24
CCEA	CLERK TYPIST (202)	5	25.4208	4,406.26	52,875.16
CCEA	CLERK TYPIST-REG PT (202R)	1	20.8231	3,609.34	43,312.10
CCEA	CLERK TYPIST-REG PT (202R)	2	21.8887	3,794.05	45,528.60
CCEA	CLERK TYPIST-REG PT (202R)	3	23.0070	3,987.88	47,854.56
CCEA	CLERK-REG PT (200R)	1	19.5089	3,381.54	40,578.46
CCEA	CLERK-REG PT (200R)	2	20.5060	3,554.37	42,652.48
CCEA	CLERK-REG PT (200R)	3	21.5548	3,736.16	44,833.88
CCEA	COACH CLEANER (231)	1	22.6653	3,928.64	47,143.72
CCEA	COACH CLEANER (231)	2	23.8247	4,129.62	49,555.48
CCEA	COACH CLEANER (231)	3	25.0434	4,340.85	52,090.22
CCEA	COACH CLEANER (231)	4	26.3233	4,562.70	54,752.36
CCEA	COACH CLEANER (231)	5	27.6689	4,795.94	57,551.26
CCEA	CODE ENFORCEMENT ANALYST (429)	1	40.7691	7,066.65	84,799.78
CCEA	CODE ENFORCEMENT ANALYST (429)	2	42.8517	7,427.64	89,131.64
CCEA	CODE ENFORCEMENT ANALYST (429)	3	45.0420	7,807.28	93,687.36
CCEA	CODE ENFORCEMENT ANALYST (429)	4	47.3429	8,206.10	98,473.18
CCEA	CODE ENFORCEMENT ANALYST (429)	5	49.7632	8,625.63	103,507.56
CCEA	CODE ENFORCEMENT OFFICER (228)	1	33.0639	5,731.07	68,772.86
CCEA	CODE ENFORCEMENT OFFICER (228)	2	34.7535	6,023.94	72,287.28
CCEA	CODE ENFORCEMENT OFFICER (228)	3	36.5293	6,331.74	75,980.84
CCEA	CODE ENFORCEMENT OFFICER (228)	4	38.3957	6,655.26	79,863.16
CCEA	CODE ENFORCEMENT OFFICER (228)	5	40.3571	6,995.24	83,942.82
CCEA	COMM SVCS OFFICER-REG PT (201R)	1	19.4184	3,365.85	40,390.22
CCEA	COMM SVCS OFFICER-REG PT (201R)	2	20.4109	3,537.89	42,454.62

# Culver CITY

## Salary Schedule Effective Date 07/01/2023

**Note:** For FIRE job titles, the printed hourly rates are for 40-hour employees. To determine the hourly rates for 56-hour employees, divide the annual rate by 2912. (Titles with two codes in parentheses indicate they are 40-hour & 56-hour positions. The first code is for 40-hr, the second one for 56-hr.)

Group	Title	Step	Hourly Rate	Monthly Rate	Annual Rate
CCEA	COMM SVCS OFFICER-REG PT (201R)	3	21.4547	3,718.82	44,625.88
CCEA	COMMUNICATION SUPERVISOR (453)	1	47.1453	8,171.84	98,062.12
CCEA	COMMUNICATION SUPERVISOR (453)	2	49.5557	8,589.66	103,075.96
CCEA	COMMUNICATION SUPERVISOR (453)	3	52.0876	9,028.52	108,342.26
CCEA	COMMUNICATION SUPERVISOR (453)	4	54.7480	9,489.65	113,875.84
CCEA	COMMUNICATION SUPERVISOR (453)	5	57.5466	9,974.75	119,696.98
CCEA	COMMUNICATIONS TECHNICIAN (333)	1	40.9960	7,105.97	85,271.68
CCEA	COMMUNICATIONS TECHNICIAN (333)	2	43.0919	7,469.26	89,631.10
CCEA	COMMUNICATIONS TECHNICIAN (333)	3	45.2935	7,850.87	94,210.48
CCEA	COMMUNICATIONS TECHNICIAN (333)	4	47.6070	8,251.88	99,022.56
CCEA	COMMUNICATIONS TECHNICIAN (333)	5	50.0405	8,673.69	104,084.24
CCEA	COMPUTER PROGRAMMER (422)	1	37.4550	6,492.20	77,906.40
CCEA	COMPUTER PROGRAMMER (422)	2	39.3695	6,824.05	81,888.56
CCEA	COMPUTER PROGRAMMER (422)	3	41.3814	7,172.77	86,073.26
CCEA	COMPUTER PROGRAMMER (422)	4	43.4960	7,539.31	90,471.68
CCEA	COMPUTER PROGRAMMER (422)	5	45.7186	7,924.56	95,094.74
CCEA	CUSTODIAN (203)	1	21.1376	3,663.86	43,966.26
CCEA	CUSTODIAN (203)	2	22.2175	3,851.03	46,212.40
CCEA	CUSTODIAN (203)	3	23.3537	4,047.98	48,575.80
CCEA	CUSTODIAN (203)	4	24.5488	4,255.12	51,061.40
CCEA	CUSTODIAN (203)	5	25.8035	4,472.61	53,671.28
CCEA	CUSTODIAN-REG PT (203R)	1	21.1376	3,663.86	43,966.26
CCEA	CUSTODIAN-REG PT (203R)	2	22.2175	3,851.03	46,212.40
CCEA	CUSTODIAN-REG PT (203R)	3	23.3537	4,047.98	48,575.80
CCEA	ELEC FLEET SVCS TECH (338)	1	35.3027	6,119.14	73,429.72
CCEA	ELEC FLEET SVCS TECH (338)	2	37.1063	6,431.75	77,181.00
CCEA	ELEC FLEET SVCS TECH (338)	3	39.0031	6,760.54	81,126.50
CCEA	ELEC FLEET SVCS TECH (338)	4	40.9960	7,105.97	85,271.68
CCEA	ELEC FLEET SVCS TECH (338)	5	43.0919	7,469.26	89,631.10
CCEA	ELECTRICAL MAINT CREWLEADER (337)	1	43.8859	7,606.89	91,282.62
CCEA	ELECTRICAL MAINT CREWLEADER (337)	2	46.1293	7,995.74	95,948.84
CCEA	ELECTRICAL MAINT CREWLEADER (337)	3	48.4860	8,404.24	100,850.88
CCEA	ELECTRICAL MAINT CREWLEADER (337)	4	50.9638	8,833.72	106,004.60
CCEA	ELECTRICAL MAINT CREWLEADER (337)	5	53.5683	9,285.16	111,421.96
CCEA	ENGINEERING DRAWING & DOC TECH (432)	1	42.0055	7,280.95	87,371.44
CCEA	ENGINEERING DRAWING & DOC TECH (432)	2	44.1521	7,653.04	91,836.42
CCEA	ENGINEERING DRAWING & DOC TECH (432)	3	46.4080	8,044.05	96,528.64
CCEA	ENGINEERING DRAWING & DOC TECH (432)	4	48.7794	8,455.09	101,461.10
CCEA	ENGINEERING DRAWING & DOC TECH (432)	5	51.2716	8,887.08	106,644.98
CCEA	ENGINEERING TECHNICIAN (406)	1	32.7405	5,675.02	68,100.24

# Culver CITY

## Salary Schedule Effective Date 07/01/2023

**Note:** For FIRE job titles, the printed hourly rates are for 40-hour employees. To determine the hourly rates for 56-hour employees, divide the annual rate by 2912. (Titles with two codes in parentheses indicate they are 40-hour & 56-hour positions. The first code is for 40-hr, the second one for 56-hr.)

Group	Title	Step	Hourly Rate	Monthly Rate	Annual Rate
CCEA	ENGINEERING TECHNICIAN (406)	2	34.4136	5,965.03	71,580.34
CCEA	ENGINEERING TECHNICIAN (406)	3	36.1724	6,269.88	75,238.54
CCEA	ENGINEERING TECHNICIAN (406)	4	38.0201	6,590.16	79,081.86
CCEA	ENGINEERING TECHNICIAN (406)	5	39.9629	6,926.90	83,122.78
CCEA	ENVIRONMENTAL COMPLIANCE INSP (451)	1	35.6345	6,176.65	74,119.76
CCEA	ENVIRONMENTAL COMPLIANCE INSP (451)	2	37.4550	6,492.20	77,906.40
CCEA	ENVIRONMENTAL COMPLIANCE INSP (451)	3	39.3695	6,824.05	81,888.56
CCEA	ENVIRONMENTAL COMPLIANCE INSP (451)	4	41.3814	7,172.77	86,073.26
CCEA	ENVIRONMENTAL COMPLIANCE INSP (451)	5	43.4960	7,539.31	90,471.68
CCEA	FACILITIES LEADWORKER (332)	1	37.2690	6,459.96	77,519.52
CCEA	FACILITIES LEADWORKER (332)	2	39.1743	6,790.20	81,482.44
CCEA	FACILITIES LEADWORKER (332)	3	41.1760	7,137.17	85,646.08
CCEA	FACILITIES LEADWORKER (332)	4	43.2791	7,501.72	90,020.58
CCEA	FACILITIES LEADWORKER (332)	5	45.4913	7,885.15	94,621.80
CCEA	FACILITIES MAINT CREW LEADER (322)	1	33.7331	5,847.08	70,164.90
CCEA	FACILITIES MAINT CREW LEADER (322)	2	35.4574	6,145.95	73,751.34
CCEA	FACILITIES MAINT CREW LEADER (322)	3	37.2690	6,459.96	77,519.52
CCEA	FACILITIES MAINT CREW LEADER (322)	4	39.1743	6,790.20	81,482.44
CCEA	FACILITIES MAINT CREW LEADER (322)	5	41.1760	7,137.17	85,646.08
CCEA	FACILITIES MAINTENANCE WORKER (303)	1	27.2581	4,724.74	56,696.90
CCEA	FACILITIES MAINTENANCE WORKER (303)	2	28.6522	4,966.39	59,596.68
CCEA	FACILITIES MAINTENANCE WORKER (303)	3	30.1187	5,220.58	62,647.00
CCEA	FACILITIES MAINTENANCE WORKER (303)	4	31.6211	5,481.00	65,771.94
CCEA	FACILITIES MAINTENANCE WORKER (303)	5	33.2336	5,760.50	69,125.94
CCEA	FIRE PREVENTION SPECIALIST (437)	1	45.3115	7,853.99	94,247.92
CCEA	FIRE PREVENTION SPECIALIST (437)	2	47.6277	8,255.48	99,065.72
CCEA	FIRE PREVENTION SPECIALIST (437)	3	50.0609	8,677.22	104,126.62
CCEA	FIRE PREVENTION SPECIALIST (437)	4	52.6199	9,120.78	109,449.34
CCEA	FIRE PREVENTION SPECIALIST (437)	5	55.3082	9,586.76	115,041.16
CCEA	FIRE PREVENTION SPECIALIST-REG PT (437R)	1	45.3115	7,853.99	94,247.92
CCEA	FIRE PREVENTION SPECIALIST-REG PT (437R)	2	47.6277	8,255.48	99,065.72
CCEA	FIRE PREVENTION SPECIALIST-REG PT (437R)	3	50.0609	8,677.22	104,126.62
CCEA	FLEET SERVICES ASSISTANT (210)	1	24.4270	4,234.01	50,808.16
CCEA	FLEET SERVICES ASSISTANT (210)	2	25.6764	4,450.57	53,406.86
CCEA	FLEET SERVICES ASSISTANT (210)	3	26.9885	4,678.01	56,136.08
CCEA	FLEET SERVICES ASSISTANT (210)	4	28.3687	4,917.25	59,007.00
CCEA	FLEET SERVICES ASSISTANT (210)	5	29.8208	5,168.93	62,027.16
CCEA	FLEET SERVICES ASSISTANT-REG PT (210R)	1	24.4270	4,234.01	50,808.16
CCEA	FLEET SERVICES ASSISTANT-REG PT (210R)	2	25.6764	4,450.57	53,406.86

# Culver CITY

## Salary Schedule Effective Date 07/01/2023

**Note:** For FIRE job titles, the printed hourly rates are for 40-hour employees. To determine the hourly rates for 56-hour employees, divide the annual rate by 2912. (Titles with two codes in parentheses indicate they are 40-hour & 56-hour positions. The first code is for 40-hr, the second one for 56-hr.)

Group	Title	Step	Hourly Rate	Monthly Rate	Annual Rate
CCEA	FLEET SERVICES ASSISTANT-REG PT (210R)	3	26.9885	4,678.01	56,136.08
CCEA	FLEET SERVICES SUPERVISOR (427)	1	40.1569	6,960.53	83,526.30
CCEA	FLEET SERVICES SUPERVISOR (427)	2	42.2091	7,316.25	87,794.98
CCEA	FLEET SERVICES SUPERVISOR (427)	3	44.3659	7,690.09	92,281.02
CCEA	FLEET SERVICES SUPERVISOR (427)	4	46.6332	8,083.10	96,997.16
CCEA	FLEET SERVICES SUPERVISOR (427)	5	49.0165	8,496.19	101,954.32
CCEA	FLEET SERVICES TECHNICIAN (309)	1	28.2262	4,892.55	58,710.60
CCEA	FLEET SERVICES TECHNICIAN (309)	2	29.6718	5,143.10	61,717.24
CCEA	FLEET SERVICES TECHNICIAN (309)	3	31.1613	5,401.28	64,815.40
CCEA	FLEET SERVICES TECHNICIAN (309)	4	32.7405	5,675.02	68,100.24
CCEA	FLEET SERVICES TECHNICIAN (309)	5	34.4136	5,965.03	71,580.34
CCEA	FORENSIC SPECIALIST (335)	1	39.7649	6,892.58	82,710.94
CCEA	FORENSIC SPECIALIST (335)	2	41.7962	7,244.68	86,936.20
CCEA	FORENSIC SPECIALIST (335)	3	43.9326	7,614.99	91,379.86
CCEA	FORENSIC SPECIALIST (335)	4	46.1771	8,004.04	96,048.42
CCEA	FORENSIC SPECIALIST (335)	5	48.5369	8,413.06	100,956.70
CCEA	GIS ANALYST (438)	1	46.4080	8,044.05	96,528.64
CCEA	GIS ANALYST (438)	2	48.7794	8,455.09	101,461.10
CCEA	GIS ANALYST (438)	3	51.2716	8,887.08	106,644.98
CCEA	GIS ANALYST (438)	4	53.8923	9,341.32	112,095.88
CCEA	GIS ANALYST (438)	5	56.6461	9,818.66	117,823.94
CCEA	GIS TECHNICIAN (424)	1	38.5940	6,689.63	80,275.52
CCEA	GIS TECHNICIAN (424)	2	40.5661	7,031.46	84,377.54
CCEA	GIS TECHNICIAN (424)	3	42.6384	7,390.65	88,687.82
CCEA	GIS TECHNICIAN (424)	4	44.8172	7,768.32	93,219.88
CCEA	GIS TECHNICIAN (424)	5	47.1078	8,165.34	97,984.12
CCEA	GRAPHIC SERVICES ASSISTANT (209)	1	24.3038	4,212.65	50,551.80
CCEA	GRAPHIC SERVICES ASSISTANT (209)	2	25.5479	4,428.30	53,139.58
CCEA	GRAPHIC SERVICES ASSISTANT (209)	3	26.8538	4,654.65	55,855.80
CCEA	GRAPHIC SERVICES ASSISTANT (209)	4	28.2262	4,892.55	58,710.60
CCEA	GRAPHIC SERVICES ASSISTANT (209)	5	29.6718	5,143.10	61,717.24
CCEA	GRAPHIC SERVICES SUPERVISOR (413)	1	34.5854	5,994.80	71,937.58
CCEA	GRAPHIC SERVICES SUPERVISOR (413)	2	36.3523	6,301.06	75,612.68
CCEA	GRAPHIC SERVICES SUPERVISOR (413)	3	38.2100	6,623.07	79,476.80
CCEA	GRAPHIC SERVICES SUPERVISOR (413)	4	40.1629	6,961.57	83,538.78
CCEA	GRAPHIC SERVICES SUPERVISOR (413)	5	42.2146	7,317.20	87,806.42
CCEA	HEAVY EQUIPMENT OPERATOR (313)	1	29.8208	5,168.93	62,027.16
CCEA	HEAVY EQUIPMENT OPERATOR (313)	2	31.3140	5,427.76	65,133.12
CCEA	HEAVY EQUIPMENT OPERATOR (313)	3	32.9035	5,703.27	68,439.28
CCEA	HEAVY EQUIPMENT OPERATOR (313)	4	34.5854	5,994.80	71,937.58
CCEA	HEAVY EQUIPMENT OPERATOR (313)	5	36.3523	6,301.06	75,612.68



# Culver CITY

## Salary Schedule Effective Date 07/01/2023

**Note:** For FIRE job titles, the printed hourly rates are for 40-hour employees. To determine the hourly rates for 56-hour employees, divide the annual rate by 2912. (Titles with two codes in parentheses indicate they are 40-hour & 56-hour positions. The first code is for 40-hr, the second one for 56-hr.)

Group	Title	Step	Hourly Rate	Monthly Rate	Annual Rate
CCEA	HEAVY EQUIPMENT OPERATOR-REG PT (313R)	1	29.8208	5,168.93	62,027.16
CCEA	HEAVY EQUIPMENT OPERATOR-REG PT (313R)	2	31.3140	5,427.76	65,133.12
CCEA	HEAVY EQUIPMENT OPERATOR-REG PT (313R)	3	32.9035	5,703.27	68,439.28
CCEA	HEAVY TRUCK DRIVER (312)	1	28.6522	4,966.39	59,596.68
CCEA	HEAVY TRUCK DRIVER (312)	2	30.1187	5,220.58	62,647.00
CCEA	HEAVY TRUCK DRIVER (312)	3	31.6211	5,481.00	65,771.94
CCEA	HEAVY TRUCK DRIVER (312)	4	33.2336	5,760.50	69,125.94
CCEA	HEAVY TRUCK DRIVER (312)	5	34.9321	6,054.90	72,658.82
CCEA	HEAVY TRUCK DRIVER-REG PT (312R)	1	28.6522	4,966.39	59,596.68
CCEA	HEAVY TRUCK DRIVER-REG PT (312R)	2	30.1187	5,220.58	62,647.00
CCEA	HEAVY TRUCK DRIVER-REG PT (312R)	3	31.6211	5,481.00	65,771.94
CCEA	HOUSING ASSISTANT (409)	1	32.9035	5,703.27	68,439.28
CCEA	HOUSING ASSISTANT (409)	2	34.5854	5,994.80	71,937.58
CCEA	HOUSING ASSISTANT (409)	3	36.3523	6,301.06	75,612.68
CCEA	HOUSING ASSISTANT (409)	4	38.2100	6,623.07	79,476.80
CCEA	HOUSING ASSISTANT (409)	5	40.1629	6,961.57	83,538.78
CCEA	HOUSING SPECIALIST (426)	1	39.1743	6,790.20	81,482.44
CCEA	HOUSING SPECIALIST (426)	2	41.1760	7,137.17	85,646.08
CCEA	HOUSING SPECIALIST (426)	3	43.2791	7,501.72	90,020.58
CCEA	HOUSING SPECIALIST (426)	4	45.4913	7,885.15	94,621.80
CCEA	HOUSING SPECIALIST (426)	5	47.8164	8,288.17	99,458.06
CCEA	HUMAN RESOURCES ASSOCIATE (410)	1	37.1063	6,431.75	77,181.00
CCEA	HUMAN RESOURCES ASSOCIATE (410)	2	39.0031	6,760.54	81,126.50
CCEA	HUMAN RESOURCES ASSOCIATE (410)	3	40.9960	7,105.97	85,271.68
CCEA	HUMAN RESOURCES ASSOCIATE (410)	4	43.0919	7,469.26	89,631.10
CCEA	HUMAN RESOURCES ASSOCIATE (410)	5	45.2935	7,850.87	94,210.48
CCEA	HUMAN RESOURCES TECHNICIAN (411)	1	33.7331	5,847.08	70,164.90
CCEA	HUMAN RESOURCES TECHNICIAN (411)	2	35.4574	6,145.95	73,751.34
CCEA	HUMAN RESOURCES TECHNICIAN (411)	3	37.2690	6,459.96	77,519.52
CCEA	HUMAN RESOURCES TECHNICIAN (411)	4	39.1743	6,790.20	81,482.44
CCEA	HUMAN RESOURCES TECHNICIAN (411)	5	41.1760	7,137.17	85,646.08
CCEA	HVAC MAINTENANCE WORKER (326)	1	34.9321	6,054.90	72,658.82
CCEA	HVAC MAINTENANCE WORKER (326)	2	36.7168	6,364.24	76,370.84
CCEA	HVAC MAINTENANCE WORKER (326)	3	38.5940	6,689.63	80,275.52
CCEA	HVAC MAINTENANCE WORKER (326)	4	40.5661	7,031.46	84,377.54
CCEA	HVAC MAINTENANCE WORKER (326)	5	42.6384	7,390.65	88,687.82
CCEA	HVAC TECHNICIAN (339)	1	36.6786	6,357.63	76,291.54
CCEA	HVAC TECHNICIAN (339)	2	38.5455	6,681.22	80,174.64
CCEA	HVAC TECHNICIAN (339)	3	40.5237	7,024.12	84,289.40

# Culver CITY

## Salary Schedule Effective Date 07/01/2023

**Note:** For FIRE job titles, the printed hourly rates are for 40-hour employees. To determine the hourly rates for 56-hour employees, divide the annual rate by 2912. (Titles with two codes in parentheses indicate they are 40-hour & 56-hour positions. The first code is for 40-hr, the second one for 56-hr.)

Group	Title	Step	Hourly Rate	Monthly Rate	Annual Rate
CCEA	HVAC TECHNICIAN (339)	4	42.5943	7,383.00	88,596.04
CCEA	HVAC TECHNICIAN (339)	5	44.7704	7,760.20	93,122.38
CCEA	INFORMATION SYSTEMS ANALYST (435)	1	44.1521	7,653.04	91,836.42
CCEA	INFORMATION SYSTEMS ANALYST (435)	2	46.4080	8,044.05	96,528.64
CCEA	INFORMATION SYSTEMS ANALYST (435)	3	48.7794	8,455.09	101,461.10
CCEA	INFORMATION SYSTEMS ANALYST (435)	4	51.2716	8,887.08	106,644.98
CCEA	INFORMATION SYSTEMS ANALYST (435)	5	53.8923	9,341.32	112,095.88
CCEA	INFORMATION TECHNOLOGY ANALYST (418)	1	35.8130	6,207.59	74,491.04
CCEA	INFORMATION TECHNOLOGY ANALYST (418)	2	37.6427	6,524.74	78,296.92
CCEA	INFORMATION TECHNOLOGY ANALYST (418)	3	39.5658	6,858.06	82,296.76
CCEA	INFORMATION TECHNOLOGY ANALYST (418)	4	41.5880	7,208.59	86,503.04
CCEA	INFORMATION TECHNOLOGY ANALYST (418)	5	43.7129	7,576.90	90,922.78
CCEA	IRRIGATION MAINTENANCE TECHNIC (304)	1	27.2581	4,724.74	56,696.90
CCEA	IRRIGATION MAINTENANCE TECHNIC (304)	2	28.6522	4,966.39	59,596.68
CCEA	IRRIGATION MAINTENANCE TECHNIC (304)	3	30.1187	5,220.58	62,647.00
CCEA	IRRIGATION MAINTENANCE TECHNIC (304)	4	31.6211	5,481.00	65,771.94
CCEA	IRRIGATION MAINTENANCE TECHNIC (304)	5	33.2336	5,760.50	69,125.94
CCEA	IT SECURITY ANALYST (461)	1	48.5369	8,413.06	100,956.70
CCEA	IT SECURITY ANALYST (461)	2	51.0174	8,843.01	106,116.14
CCEA	IT SECURITY ANALYST (461)	3	53.6237	9,294.78	111,537.40
CCEA	IT SECURITY ANALYST (461)	4	56.3639	9,769.74	117,236.86
CCEA	IT SECURITY ANALYST (461)	5	59.2449	10,269.11	123,229.34
CCEA	JAILER (218)	1	27.2581	4,724.74	56,696.90
CCEA	JAILER (218)	2	28.6522	4,966.39	59,596.68
CCEA	JAILER (218)	3	30.1187	5,220.58	62,647.00
CCEA	JAILER (218)	4	31.6211	5,481.00	65,771.94
CCEA	JAILER (218)	5	33.2336	5,760.50	69,125.94
CCEA	JAILER - Y-RATE (297)	1	30.8037	5,339.32	64,071.80
CCEA	LABORER (204)	1	22.6653	3,928.64	47,143.72
CCEA	LABORER (204)	2	23.8247	4,129.62	49,555.48
CCEA	LABORER (204)	3	25.0434	4,340.85	52,090.22
CCEA	LABORER (204)	4	26.3233	4,562.70	54,752.36
CCEA	LABORER (204)	5	27.6689	4,795.94	57,551.26
CCEA	LABORER-REG PT (204R)	1	22.6653	3,928.64	47,143.72
CCEA	LABORER-REG PT (204R)	2	23.8247	4,129.62	49,555.48
CCEA	LABORER-REG PT (204R)	3	25.0434	4,340.85	52,090.22
CCEA	LEGAL SECRETARY (412)	1	34.4136	5,965.03	71,580.34
CCEA	LEGAL SECRETARY (412)	2	36.1724	6,269.88	75,238.54
CCEA	LEGAL SECRETARY (412)	3	38.0201	6,590.16	79,081.86
CCEA	LEGAL SECRETARY (412)	4	39.9629	6,926.90	83,122.78

# Culver CITY

## Salary Schedule Effective Date 07/01/2023

**Note:** For FIRE job titles, the printed hourly rates are for 40-hour employees. To determine the hourly rates for 56-hour employees, divide the annual rate by 2912. (Titles with two codes in parentheses indicate they are 40-hour & 56-hour positions. The first code is for 40-hr, the second one for 56-hr.)

Group	Title	Step	Hourly Rate	Monthly Rate	Annual Rate
CCEA	LEGAL SECRETARY (412)	5	42.0055	7,280.95	87,371.44
CCEA	MAINTENANCE CARPENTER (319)	1	31.6211	5,481.00	65,771.94
CCEA	MAINTENANCE CARPENTER (319)	2	33.2336	5,760.50	69,125.94
CCEA	MAINTENANCE CARPENTER (319)	3	34.9321	6,054.90	72,658.82
CCEA	MAINTENANCE CARPENTER (319)	4	36.7168	6,364.24	76,370.84
CCEA	MAINTENANCE CARPENTER (319)	5	38.5940	6,689.63	80,275.52
CCEA	MAINTENANCE ELECTRICIAN (328)	1	35.4574	6,145.95	73,751.34
CCEA	MAINTENANCE ELECTRICIAN (328)	2	37.2690	6,459.96	77,519.52
CCEA	MAINTENANCE ELECTRICIAN (328)	3	39.1743	6,790.20	81,482.44
CCEA	MAINTENANCE ELECTRICIAN (328)	4	41.1760	7,137.17	85,646.08
CCEA	MAINTENANCE ELECTRICIAN (328)	5	43.2791	7,501.72	90,020.58
CCEA	MAINTENANCE PAINTER (317)	1	31.4670	5,454.28	65,451.36
CCEA	MAINTENANCE PAINTER (317)	2	33.0680	5,731.79	68,781.44
CCEA	MAINTENANCE PAINTER (317)	3	34.7588	6,024.85	72,298.20
CCEA	MAINTENANCE PAINTER (317)	4	36.5345	6,332.65	75,991.76
CCEA	MAINTENANCE PAINTER (317)	5	38.4013	6,656.22	79,874.60
CCEA	MAINTENANCE PLUMBER (329)	1	35.4574	6,145.95	73,751.34
CCEA	MAINTENANCE PLUMBER (329)	2	37.2690	6,459.96	77,519.52
CCEA	MAINTENANCE PLUMBER (329)	3	39.1743	6,790.20	81,482.44
CCEA	MAINTENANCE PLUMBER (329)	4	41.1760	7,137.17	85,646.08
CCEA	MAINTENANCE PLUMBER (329)	5	43.2791	7,501.72	90,020.58
CCEA	MAINTENANCE WORKER I (206)	1	23.7054	4,108.93	49,307.18
CCEA	MAINTENANCE WORKER I (206)	2	24.9188	4,319.25	51,831.00
CCEA	MAINTENANCE WORKER I (206)	3	26.1911	4,539.80	54,477.54
CCEA	MAINTENANCE WORKER I (206)	4	27.5304	4,771.93	57,263.18
CCEA	MAINTENANCE WORKER I (206)	5	28.9400	5,016.27	60,195.20
CCEA	MAINTENANCE WORKER I-REG PT (206R)	1	23.7054	4,108.93	49,307.18
CCEA	MAINTENANCE WORKER I-REG PT (206R)	2	24.9188	4,319.25	51,831.00
CCEA	MAINTENANCE WORKER I-REG PT (206R)	3	26.1911	4,539.80	54,477.54
CCEA	MAINTENANCE WORKER II (213)	1	25.1692	4,362.67	52,352.04
CCEA	MAINTENANCE WORKER II (213)	2	26.4543	4,585.40	55,024.84
CCEA	MAINTENANCE WORKER II (213)	3	27.8078	4,820.01	57,840.12
CCEA	MAINTENANCE WORKER II (213)	4	29.2313	5,066.75	60,801.00
CCEA	MAINTENANCE WORKER II (213)	5	30.7079	5,322.70	63,872.38
CCEA	MAINTENANCE WORKER II-REG PT (213R)	1	25.1692	4,362.67	52,352.04
CCEA	MAINTENANCE WORKER II-REG PT (213R)	2	26.4543	4,585.40	55,024.84
CCEA	MAINTENANCE WORKER II-REG PT (213R)	3	27.8078	4,820.01	57,840.12
CCEA	MENTAL HEALTH SPECIALIST (459)	1	47.1005	8,164.09	97,969.04
CCEA	MENTAL HEALTH SPECIALIST (459)	2	49.5076	8,581.32	102,975.86
CCEA	MENTAL HEALTH SPECIALIST (459)	3	52.0377	9,019.88	108,238.52

# Culver CITY

## Salary Schedule Effective Date 07/01/2023

**Note:** For FIRE job titles, the printed hourly rates are for 40-hour employees. To determine the hourly rates for 56-hour employees, divide the annual rate by 2912. (Titles with two codes in parentheses indicate they are 40-hour & 56-hour positions. The first code is for 40-hr, the second one for 56-hr.)

Group	Title	Step	Hourly Rate	Monthly Rate	Annual Rate
CCEA	MENTAL HEALTH SPECIALIST (459)	4	54.6962	9,480.68	113,768.20
CCEA	MENTAL HEALTH SPECIALIST (459)	5	57.4910	9,965.11	119,581.28
CCEA	NETWORK ADMINISTRATOR (440)	1	48.5369	8,413.06	100,956.70
CCEA	NETWORK ADMINISTRATOR (440)	2	51.0174	8,843.01	106,116.14
CCEA	NETWORK ADMINISTRATOR (440)	3	53.6237	9,294.78	111,537.40
CCEA	NETWORK ADMINISTRATOR (440)	4	56.3639	9,769.74	117,236.86
CCEA	NETWORK ADMINISTRATOR (440)	5	59.2449	10,269.11	123,229.34
CCEA	OCCUPANCY SPECIALIST (232)	1	24.1842	4,191.94	50,303.24
CCEA	OCCUPANCY SPECIALIST (232)	2	25.4208	4,406.26	52,875.16
CCEA	OCCUPANCY SPECIALIST (232)	3	26.7199	4,631.45	55,577.34
CCEA	OCCUPANCY SPECIALIST (232)	4	28.0864	4,868.31	58,419.66
CCEA	OCCUPANCY SPECIALIST (232)	5	29.5242	5,117.54	61,410.44
CCEA	OFFICE AUTOMATION SPECIALIST (229)	1	32.7405	5,675.02	68,100.24
CCEA	OFFICE AUTOMATION SPECIALIST (229)	2	34.4136	5,965.03	71,580.34
CCEA	OFFICE AUTOMATION SPECIALIST (229)	3	36.1724	6,269.88	75,238.54
CCEA	OFFICE AUTOMATION SPECIALIST (229)	4	38.0201	6,590.16	79,081.86
CCEA	OFFICE AUTOMATION SPECIALIST (229)	5	39.9629	6,926.90	83,122.78
CCEA	PARK MAINTENANCE CREWLEADER (315)	1	30.7079	5,322.70	63,872.38
CCEA	PARK MAINTENANCE CREWLEADER (315)	2	32.2539	5,590.67	67,088.06
CCEA	PARK MAINTENANCE CREWLEADER (315)	3	33.9024	5,876.41	70,516.94
CCEA	PARK MAINTENANCE CREWLEADER (315)	4	35.6345	6,176.65	74,119.76
CCEA	PARK MAINTENANCE CREWLEADER (315)	5	37.4550	6,492.20	77,906.40
CCEA	PARK PATROL OFFICER (220)	1	28.0864	4,868.31	58,419.66
CCEA	PARK PATROL OFFICER (220)	2	29.5242	5,117.54	61,410.44
CCEA	PARK PATROL OFFICER (220)	3	31.0084	5,374.79	64,497.42
CCEA	PARK PATROL OFFICER (220)	4	32.5775	5,646.77	67,761.20
CCEA	PARK PATROL OFFICER (220)	5	34.2429	5,935.43	71,225.18
CCEA	PARKING ENFORCEMENT OFFICER (214)	1	25.8035	4,472.61	53,671.28
CCEA	PARKING ENFORCEMENT OFFICER (214)	2	27.1234	4,701.39	56,416.62
CCEA	PARKING ENFORCEMENT OFFICER (214)	3	28.5098	4,941.69	59,300.28
CCEA	PARKING ENFORCEMENT OFFICER (214)	4	29.9698	5,194.76	62,337.08
CCEA	PARKING ENFORCEMENT OFFICER (214)	5	31.4670	5,454.28	65,451.36
CCEA	PARKING ENFORCEMENT SUPERVISOR (446)	1	35.4574	6,145.95	73,751.34
CCEA	PARKING ENFORCEMENT SUPERVISOR (446)	2	37.2690	6,459.96	77,519.52
CCEA	PARKING ENFORCEMENT SUPERVISOR (446)	3	39.1743	6,790.20	81,482.44
CCEA	PARKING ENFORCEMENT SUPERVISOR (446)	4	41.1760	7,137.17	85,646.08
CCEA	PARKING ENFORCEMENT SUPERVISOR (446)	5	43.2791	7,501.72	90,020.58
CCEA	PARKING METER TECHNICIAN (310)	1	29.6375	5,137.17	61,646.00
CCEA	PARKING METER TECHNICIAN (310)	2	31.1555	5,400.29	64,803.44
CCEA	PARKING METER TECHNICIAN (310)	3	32.7193	5,671.34	68,056.04
CCEA	PARKING METER TECHNICIAN (310)	4	34.3774	5,958.75	71,504.94

# Culver CITY

## Salary Schedule Effective Date 07/01/2023

**Note:** For FIRE job titles, the printed hourly rates are for 40-hour employees. To determine the hourly rates for 56-hour employees, divide the annual rate by 2912. (Titles with two codes in parentheses indicate they are 40-hour & 56-hour positions. The first code is for 40-hr, the second one for 56-hr.)

Group	Title	Step	Hourly Rate	Monthly Rate	Annual Rate
CCEA	PARKING METER TECHNICIAN (310)	5	36.1341	6,263.25	75,158.98
CCEA	PAYROLL TECHNICIAN (423)	1	37.1063	6,431.75	77,181.00
CCEA	PAYROLL TECHNICIAN (423)	2	39.0031	6,760.54	81,126.50
CCEA	PAYROLL TECHNICIAN (423)	3	40.9960	7,105.97	85,271.68
CCEA	PAYROLL TECHNICIAN (423)	4	43.0919	7,469.26	89,631.10
CCEA	PAYROLL TECHNICIAN (423)	5	45.2935	7,850.87	94,210.48
CCEA	PERMIT TECHNICIAN (215)	1	26.4543	4,585.40	55,024.84
CCEA	PERMIT TECHNICIAN (215)	2	27.8078	4,820.01	57,840.12
CCEA	PERMIT TECHNICIAN (215)	3	29.2313	5,066.75	60,801.00
CCEA	PERMIT TECHNICIAN (215)	4	30.7079	5,322.70	63,872.38
CCEA	PERMIT TECHNICIAN (215)	5	32.2539	5,590.67	67,088.06
CCEA	PERMIT TECHNICIAN II (230)	1	30.4223	5,273.19	63,278.28
CCEA	PERMIT TECHNICIAN II (230)	2	31.9789	5,543.01	66,516.06
CCEA	PERMIT TECHNICIAN II (230)	3	33.6161	5,826.80	69,921.54
CCEA	PERMIT TECHNICIAN II (230)	4	35.3141	6,121.12	73,453.38
CCEA	PERMIT TECHNICIAN II (230)	5	37.0919	6,429.26	77,151.10
CCEA	PERMIT TECHNICIAN-REG PT (215R)	1	26.4543	4,585.40	55,024.84
CCEA	PERMIT TECHNICIAN-REG PT (215R)	2	27.8078	4,820.01	57,840.12
CCEA	PERMIT TECHNICIAN-REG PT (215R)	3	29.2313	5,066.75	60,801.00
CCEA	PLAN CHECK ENGINEER (436)	1	45.4631	7,880.28	94,563.30
CCEA	PLAN CHECK ENGINEER (436)	2	47.7857	8,282.86	99,394.36
CCEA	PLAN CHECK ENGINEER (436)	3	50.2277	8,706.14	104,473.72
CCEA	PLAN CHECK ENGINEER (436)	4	52.7944	9,151.03	109,812.30
CCEA	PLAN CHECK ENGINEER (436)	5	55.4932	9,618.83	115,425.96
CCEA	PLANNING TECHNICIAN (400)	1	28.0864	4,868.31	58,419.66
CCEA	PLANNING TECHNICIAN (400)	2	29.5242	5,117.54	61,410.44
CCEA	PLANNING TECHNICIAN (400)	3	31.0084	5,374.79	64,497.42
CCEA	PLANNING TECHNICIAN (400)	4	32.5775	5,646.77	67,761.20
CCEA	PLANNING TECHNICIAN (400)	5	34.2429	5,935.43	71,225.18
CCEA	PLANNING TECHNICIAN II (449)	1	35.4574	6,145.95	73,751.34
CCEA	PLANNING TECHNICIAN II (449)	2	37.2690	6,459.96	77,519.52
CCEA	PLANNING TECHNICIAN II (449)	3	39.1743	6,790.20	81,482.44
CCEA	PLANNING TECHNICIAN II (449)	4	41.1760	7,137.17	85,646.08
CCEA	PLANNING TECHNICIAN II (449)	5	43.2791	7,501.72	90,020.58
CCEA	POLICE RCRDS/PROPERTY SPRVSR (447)	1	35.4574	6,145.95	73,751.34
CCEA	POLICE RCRDS/PROPERTY SPRVSR (447)	2	37.2690	6,459.96	77,519.52
CCEA	POLICE RCRDS/PROPERTY SPRVSR (447)	3	39.1743	6,790.20	81,482.44
CCEA	POLICE RCRDS/PROPERTY SPRVSR (447)	4	41.1760	7,137.17	85,646.08
CCEA	POLICE RCRDS/PROPERTY SPRVSR (447)	5	43.2791	7,501.72	90,020.58
CCEA	POLICE RECORDS TECH-Y-RATE (296)	1	30.8037	5,339.32	64,071.80

# Culver CITY

## Salary Schedule Effective Date 07/01/2023

**Note:** For FIRE job titles, the printed hourly rates are for 40-hour employees. To determine the hourly rates for 56-hour employees, divide the annual rate by 2912. (Titles with two codes in parentheses indicate they are 40-hour & 56-hour positions. The first code is for 40-hr, the second one for 56-hr.)

Group	Title	Step	Hourly Rate	Monthly Rate	Annual Rate
CCEA	POLICE RECORDS TECHNICIAN (208)	1	24.1842	4,191.94	50,303.24
CCEA	POLICE RECORDS TECHNICIAN (208)	2	25.4208	4,406.26	52,875.16
CCEA	POLICE RECORDS TECHNICIAN (208)	3	26.7199	4,631.45	55,577.34
CCEA	POLICE RECORDS TECHNICIAN (208)	4	28.0864	4,868.31	58,419.66
CCEA	POLICE RECORDS TECHNICIAN (208)	5	29.5242	5,117.54	61,410.44
CCEA	POOL MAINTENANCE TECHNICIAN (330)	1	35.4574	6,145.95	73,751.34
CCEA	POOL MAINTENANCE TECHNICIAN (330)	2	37.2690	6,459.96	77,519.52
CCEA	POOL MAINTENANCE TECHNICIAN (330)	3	39.1743	6,790.20	81,482.44
CCEA	POOL MAINTENANCE TECHNICIAN (330)	4	41.1760	7,137.17	85,646.08
CCEA	POOL MAINTENANCE TECHNICIAN (330)	5	43.2791	7,501.72	90,020.58
CCEA	PROPERTY INSPECTOR (443)	1	38.7868	6,723.04	80,676.44
CCEA	PROPERTY INSPECTOR (443)	2	40.7691	7,066.65	84,799.78
CCEA	PROPERTY INSPECTOR (443)	3	42.8517	7,427.64	89,131.64
CCEA	PROPERTY INSPECTOR (443)	4	45.0420	7,807.28	93,687.36
CCEA	PROPERTY INSPECTOR (443)	5	47.3429	8,206.10	98,473.18
CCEA	PROPERTY TECHNICIAN (221)	1	28.3687	4,917.25	59,007.00
CCEA	PROPERTY TECHNICIAN (221)	2	29.8208	5,168.93	62,027.16
CCEA	PROPERTY TECHNICIAN (221)	3	31.3140	5,427.76	65,133.12
CCEA	PROPERTY TECHNICIAN (221)	4	32.9035	5,703.27	68,439.28
CCEA	PROPERTY TECHNICIAN (221)	5	34.5854	5,994.80	71,937.58
CCEA	PUBLIC ARTS COORDINATOR (457)	1	35.4574	6,145.95	73,751.34
CCEA	PUBLIC ARTS COORDINATOR (457)	2	37.2690	6,459.96	77,519.52
CCEA	PUBLIC ARTS COORDINATOR (457)	3	39.1743	6,790.20	81,482.44
CCEA	PUBLIC ARTS COORDINATOR (457)	4	41.1760	7,137.17	85,646.08
CCEA	PUBLIC ARTS COORDINATOR (457)	5	43.2791	7,501.72	90,020.58
CCEA	PUBLIC WORKS INSPECTOR (417)	1	35.6345	6,176.65	74,119.76
CCEA	PUBLIC WORKS INSPECTOR (417)	2	37.4550	6,492.20	77,906.40
CCEA	PUBLIC WORKS INSPECTOR (417)	3	39.3695	6,824.05	81,888.56
CCEA	PUBLIC WORKS INSPECTOR (417)	4	41.3814	7,172.77	86,073.26
CCEA	PUBLIC WORKS INSPECTOR (417)	5	43.4960	7,539.31	90,471.68
CCEA	REC & COMMUNITY SVCS COORDINAT (454)	1	32.9035	5,703.27	68,439.28
CCEA	REC & COMMUNITY SVCS COORDINAT (454)	2	34.5854	5,994.80	71,937.58
CCEA	REC & COMMUNITY SVCS COORDINAT (454)	3	36.3523	6,301.06	75,612.68
CCEA	REC & COMMUNITY SVCS COORDINAT (454)	4	38.2100	6,623.07	79,476.80
CCEA	REC & COMMUNITY SVCS COORDINAT (454)	5	40.1629	6,961.57	83,538.78
CCEA	REC & COMMUNITY SVCS COORDINAT-REG PT (454R)	1	32.9035	5,703.27	68,439.28
CCEA	REC & COMMUNITY SVCS COORDINAT-REG PT (454R)	2	34.5854	5,994.80	71,937.58
CCEA	REC & COMMUNITY SVCS COORDINAT-REG PT (454R)	3	36.3523	6,301.06	75,612.68
CCEA	RECORDS MGMT COORDINATOR (450)	1	33.7331	5,847.08	70,164.90

# Culver CITY

## Salary Schedule Effective Date 07/01/2023

**Note:** For FIRE job titles, the printed hourly rates are for 40-hour employees. To determine the hourly rates for 56-hour employees, divide the annual rate by 2912. (Titles with two codes in parentheses indicate they are 40-hour & 56-hour positions. The first code is for 40-hr, the second one for 56-hr.)

Group	Title	Step	Hourly Rate	Monthly Rate	Annual Rate
CCEA	RECORDS MGMT COORDINATOR (450)	2	35.4574	6,145.95	73,751.34
CCEA	RECORDS MGMT COORDINATOR (450)	3	37.2690	6,459.96	77,519.52
CCEA	RECORDS MGMT COORDINATOR (450)	4	39.1743	6,790.20	81,482.44
CCEA	RECORDS MGMT COORDINATOR (450)	5	41.1760	7,137.17	85,646.08
CCEA	RECREATION COORDINATOR (227)	1	32.0933	5,562.83	66,753.96
CCEA	RECREATION COORDINATOR (227)	2	33.7331	5,847.08	70,164.90
CCEA	RECREATION COORDINATOR (227)	3	35.4574	6,145.95	73,751.34
CCEA	RECREATION COORDINATOR (227)	4	37.2690	6,459.96	77,519.52
CCEA	RECREATION COORDINATOR (227)	5	39.1743	6,790.20	81,482.44
CCEA	RECREATION COORDINATOR-REG PT (227R)	1	32.0933	5,562.83	66,753.96
CCEA	RECREATION COORDINATOR-REG PT (227R)	2	33.7331	5,847.08	70,164.90
CCEA	RECREATION COORDINATOR-REG PT (227R)	3	35.4574	6,145.95	73,751.34
CCEA	SAFETY OFFICER (444)	1	38.9791	6,756.38	81,076.58
CCEA	SAFETY OFFICER (444)	2	40.9705	7,101.55	85,218.64
CCEA	SAFETY OFFICER (444)	3	43.0645	7,464.51	89,574.16
CCEA	SAFETY OFFICER (444)	4	45.2654	7,846.00	94,151.98
CCEA	SAFETY OFFICER (444)	5	47.5778	8,246.81	98,961.72
CCEA	SAFETY SERVICES COMM OPER (225)	1	30.5577	5,296.68	63,560.12
CCEA	SAFETY SERVICES COMM OPER (225)	2	32.0933	5,562.83	66,753.96
CCEA	SAFETY SERVICES COMM OPER (225)	3	33.7331	5,847.08	70,164.90
CCEA	SAFETY SERVICES COMM OPER (225)	4	35.4574	6,145.95	73,751.34
CCEA	SAFETY SERVICES COMM OPER (225)	5	37.2690	6,459.96	77,519.52
CCEA	SANITATION COLLECTOR (301)	1	24.4270	4,234.01	50,808.16
CCEA	SANITATION COLLECTOR (301)	2	25.6764	4,450.57	53,406.86
CCEA	SANITATION COLLECTOR (301)	3	26.9885	4,678.01	56,136.08
CCEA	SANITATION COLLECTOR (301)	4	28.3687	4,917.25	59,007.00
CCEA	SANITATION COLLECTOR (301)	5	29.8208	5,168.93	62,027.16
CCEA	SANITATION DISPATCH (226)	1	31.3140	5,427.76	65,133.12
CCEA	SANITATION DISPATCH (226)	2	32.9035	5,703.27	68,439.28
CCEA	SANITATION DISPATCH (226)	3	34.5854	5,994.80	71,937.58
CCEA	SANITATION DISPATCH (226)	4	36.3523	6,301.06	75,612.68
CCEA	SANITATION DISPATCH (226)	5	38.2100	6,623.07	79,476.80
CCEA	SANITATION DISPATCH-REG PT (226R)	1	31.3140	5,427.76	65,133.12
CCEA	SANITATION DISPATCH-REG PT (226R)	2	32.9035	5,703.27	68,439.28
CCEA	SANITATION DISPATCH-REG PT (226R)	3	34.5854	5,994.80	71,937.58
CCEA	SANITATION DRIVER (306)	1	27.6689	4,795.94	57,551.26
CCEA	SANITATION DRIVER (306)	2	29.0852	5,041.44	60,497.32
CCEA	SANITATION DRIVER (306)	3	30.5577	5,296.68	63,560.12
CCEA	SANITATION DRIVER (306)	4	32.0933	5,562.83	66,753.96
CCEA	SANITATION DRIVER (306)	5	33.7331	5,847.08	70,164.90

# Culver CITY

## Salary Schedule Effective Date 07/01/2023

**Note:** For FIRE job titles, the printed hourly rates are for 40-hour employees. To determine the hourly rates for 56-hour employees, divide the annual rate by 2912. (Titles with two codes in parentheses indicate they are 40-hour & 56-hour positions. The first code is for 40-hr, the second one for 56-hr.)

Group	Title	Step	Hourly Rate	Monthly Rate	Annual Rate
CCEA	SANITATION DRIVER-REG PT (306R)	1	27.6689	4,795.94	57,551.26
CCEA	SANITATION DRIVER-REG PT (306R)	2	29.0852	5,041.44	60,497.32
CCEA	SANITATION DRIVER-REG PT (306R)	3	30.5577	5,296.68	63,560.12
CCEA	SANITATION ROLL-OFF DRIVER (311)	1	28.2262	4,892.55	58,710.60
CCEA	SANITATION ROLL-OFF DRIVER (311)	2	29.6718	5,143.10	61,717.24
CCEA	SANITATION ROLL-OFF DRIVER (311)	3	31.1613	5,401.28	64,815.40
CCEA	SANITATION ROLL-OFF DRIVER (311)	4	32.7405	5,675.02	68,100.24
CCEA	SANITATION ROLL-OFF DRIVER (311)	5	34.4136	5,965.03	71,580.34
CCEA	SCOUT VEHICLE OPERATOR (212)	1	24.9188	4,319.25	51,831.00
CCEA	SCOUT VEHICLE OPERATOR (212)	2	26.1911	4,539.80	54,477.54
CCEA	SCOUT VEHICLE OPERATOR (212)	3	27.5304	4,771.93	57,263.18
CCEA	SCOUT VEHICLE OPERATOR (212)	4	28.9400	5,016.27	60,195.20
CCEA	SCOUT VEHICLE OPERATOR (212)	5	30.4090	5,270.89	63,250.72
CCEA	SCOUT VEHICLE OPERATOR-REG PT (212R)	1	24.9188	4,319.25	51,831.00
CCEA	SCOUT VEHICLE OPERATOR-REG PT (212R)	2	26.1911	4,539.80	54,477.54
CCEA	SCOUT VEHICLE OPERATOR-REG PT (212R)	3	27.5304	4,771.93	57,263.18
CCEA	SECRETARY (216)	1	26.4543	4,585.40	55,024.84
CCEA	SECRETARY (216)	2	27.8078	4,820.01	57,840.12
CCEA	SECRETARY (216)	3	29.2313	5,066.75	60,801.00
CCEA	SECRETARY (216)	4	30.7079	5,322.70	63,872.38
CCEA	SECRETARY (216)	5	32.2539	5,590.67	67,088.06
CCEA	SECRETARY Y-RATE (295)	1	31.2810	5,422.04	65,064.48
CCEA	SERVICE DESK TECHNICIAN (403)	1	31.1613	5,401.28	64,815.40
CCEA	SERVICE DESK TECHNICIAN (403)	2	32.7405	5,675.02	68,100.24
CCEA	SERVICE DESK TECHNICIAN (403)	3	34.4136	5,965.03	71,580.34
CCEA	SERVICE DESK TECHNICIAN (403)	4	36.1724	6,269.88	75,238.54
CCEA	SERVICE DESK TECHNICIAN (403)	5	38.0201	6,590.16	79,081.86
CCEA	SEWER LIFT STATION ELECTRO MEC (318)	1	31.4670	5,454.28	65,451.36
CCEA	SEWER LIFT STATION ELECTRO MEC (318)	2	33.0680	5,731.79	68,781.44
CCEA	SEWER LIFT STATION ELECTRO MEC (318)	3	34.7588	6,024.85	72,298.20
CCEA	SEWER LIFT STATION ELECTRO MEC (318)	4	36.5345	6,332.65	75,991.76
CCEA	SEWER LIFT STATION ELECTRO MEC (318)	5	38.4013	6,656.22	79,874.60
CCEA	SOLID WASTE & RECYC CRW SPVR (405)	1	36.9966	6,412.75	76,952.98
CCEA	SOLID WASTE & RECYC CRW SPVR (405)	2	38.8834	6,739.79	80,877.42
CCEA	SOLID WASTE & RECYC CRW SPVR (405)	3	40.8707	7,084.26	85,011.16
CCEA	SOLID WASTE & RECYC CRW SPVR (405)	4	42.9588	7,446.18	89,354.20
CCEA	SOLID WASTE & RECYC CRW SPVR (405)	5	45.1550	7,826.87	93,922.40
CCEA	SR & SOCIAL SERVICES SPEC (408)	1	32.9035	5,703.27	68,439.28
CCEA	SR & SOCIAL SERVICES SPEC (408)	2	34.5854	5,994.80	71,937.58
CCEA	SR & SOCIAL SERVICES SPEC (408)	3	36.3523	6,301.06	75,612.68



# Culver CITY

## Salary Schedule Effective Date 07/01/2023

**Note:** For FIRE job titles, the printed hourly rates are for 40-hour employees. To determine the hourly rates for 56-hour employees, divide the annual rate by 2912. (Titles with two codes in parentheses indicate they are 40-hour & 56-hour positions. The first code is for 40-hr, the second one for 56-hr.)

Group	Title	Step	Hourly Rate	Monthly Rate	Annual Rate
CCEA	SR & SOCIAL SERVICES SPEC (408)	4	38.2100	6,623.07	79,476.80
CCEA	SR & SOCIAL SERVICES SPEC (408)	5	40.1629	6,961.57	83,538.78
CCEA	SR ACCOUNT CLERK (217)	1	26.7199	4,631.45	55,577.34
CCEA	SR ACCOUNT CLERK (217)	2	28.0864	4,868.31	58,419.66
CCEA	SR ACCOUNT CLERK (217)	3	29.5242	5,117.54	61,410.44
CCEA	SR ACCOUNT CLERK (217)	4	31.0084	5,374.79	64,497.42
CCEA	SR ACCOUNT CLERK (217)	5	32.5775	5,646.77	67,761.20
CCEA	SR COMP PROGRAMMER ANALYST (442)	1	51.2716	8,887.08	106,644.98
CCEA	SR COMP PROGRAMMER ANALYST (442)	2	53.8923	9,341.32	112,095.88
CCEA	SR COMP PROGRAMMER ANALYST (442)	3	56.6461	9,818.66	117,823.94
CCEA	SR COMP PROGRAMMER ANALYST (442)	4	59.5403	10,320.31	123,843.72
CCEA	SR COMP PROGRAMMER ANALYST (442)	5	62.5832	10,847.76	130,173.16
CCEA	SR ENGINEERING TECHNICIAN (416)	1	35.6345	6,176.65	74,119.76
CCEA	SR ENGINEERING TECHNICIAN (416)	2	37.4550	6,492.20	77,906.40
CCEA	SR ENGINEERING TECHNICIAN (416)	3	39.3695	6,824.05	81,888.56
CCEA	SR ENGINEERING TECHNICIAN (416)	4	41.3814	7,172.77	86,073.26
CCEA	SR ENGINEERING TECHNICIAN (416)	5	43.4960	7,539.31	90,471.68
CCEA	SR FLEET SERVICES TECHNICIAN (321)	1	32.0933	5,562.83	66,753.96
CCEA	SR FLEET SERVICES TECHNICIAN (321)	2	33.7331	5,847.08	70,164.90
CCEA	SR FLEET SERVICES TECHNICIAN (321)	3	35.4574	6,145.95	73,751.34
CCEA	SR FLEET SERVICES TECHNICIAN (321)	4	37.2690	6,459.96	77,519.52
CCEA	SR FLEET SERVICES TECHNICIAN (321)	5	39.1743	6,790.20	81,482.44
CCEA	SR FORENSIC SPECIALIST (448)	1	43.7411	7,581.80	90,981.54
CCEA	SR FORENSIC SPECIALIST (448)	2	45.9759	7,969.15	95,629.82
CCEA	SR FORENSIC SPECIALIST (448)	3	48.3258	8,376.46	100,517.56
CCEA	SR FORENSIC SPECIALIST (448)	4	50.7947	8,804.42	105,653.08
CCEA	SR FORENSIC SPECIALIST (448)	5	53.3906	9,254.38	111,052.50
CCEA	SR IRRIGATION MAINT TECH (458)	1	30.7079	5,322.70	63,872.38
CCEA	SR IRRIGATION MAINT TECH (458)	2	32.2539	5,590.67	67,088.06
CCEA	SR IRRIGATION MAINT TECH (458)	3	33.9024	5,876.41	70,516.94
CCEA	SR IRRIGATION MAINT TECH (458)	4	35.6345	6,176.65	74,119.76
CCEA	SR IRRIGATION MAINT TECH (458)	5	37.4550	6,492.20	77,906.40
CCEA	SR JAILER (404)	1	31.6211	5,481.00	65,771.94
CCEA	SR JAILER (404)	2	33.2336	5,760.50	69,125.94
CCEA	SR JAILER (404)	3	34.9321	6,054.90	72,658.82
CCEA	SR JAILER (404)	4	36.7168	6,364.24	76,370.84
CCEA	SR JAILER (404)	5	38.5940	6,689.63	80,275.52
CCEA	SR POOL MANAGER/RPT (341)	1	28.8750	5,005.00	60,060.00
CCEA	SR POOL MANAGER/RPT (341)	2	30.3188	5,255.25	63,063.00
CCEA	SR POOL MANAGER/RPT (341)	3	31.8347	5,518.02	66,216.28

# Culver CITY

## Salary Schedule Effective Date 07/01/2023

**Note:** For FIRE job titles, the printed hourly rates are for 40-hour employees. To determine the hourly rates for 56-hour employees, divide the annual rate by 2912. (Titles with two codes in parentheses indicate they are 40-hour & 56-hour positions. The first code is for 40-hr, the second one for 56-hr.)

Group	Title	Step	Hourly Rate	Monthly Rate	Annual Rate
CCEA	SR PUBLIC WORKS INSPECTOR (445)	1	40.1629	6,961.57	83,538.78
CCEA	SR PUBLIC WORKS INSPECTOR (445)	2	42.2146	7,317.20	87,806.42
CCEA	SR PUBLIC WORKS INSPECTOR (445)	3	44.3730	7,691.32	92,295.84
CCEA	SR PUBLIC WORKS INSPECTOR (445)	4	46.6404	8,084.33	97,011.98
CCEA	SR PUBLIC WORKS INSPECTOR (445)	5	49.0234	8,497.39	101,968.62
CCEA	SR WELDER (340)	1	34.0324	5,898.95	70,787.34
CCEA	SR WELDER (340)	2	35.7719	6,200.46	74,405.50
CCEA	SR WELDER (340)	3	37.5995	6,517.25	78,206.96
CCEA	SR WELDER (340)	4	39.7171	6,884.30	82,611.62
CCEA	SR WELDER (340)	5	41.5405	7,200.35	86,404.24
CCEA	STAFF ASST/SOLID WASTE OPS (421)	1	38.9791	6,756.38	81,076.58
CCEA	STAFF ASST/SOLID WASTE OPS (421)	2	40.9705	7,101.55	85,218.64
CCEA	STAFF ASST/SOLID WASTE OPS (421)	3	43.0645	7,464.51	89,574.16
CCEA	STAFF ASST/SOLID WASTE OPS (421)	4	45.2654	7,846.00	94,151.98
CCEA	STAFF ASST/SOLID WASTE OPS (421)	5	47.5778	8,246.81	98,961.72
CCEA	STORES SPECIALIST (211)	1	24.9175	4,319.03	51,828.40
CCEA	STORES SPECIALIST (211)	2	26.1924	4,540.01	54,480.14
CCEA	STORES SPECIALIST (211)	3	27.5307	4,772.00	57,263.96
CCEA	STORES SPECIALIST (211)	4	28.9389	5,016.07	60,192.86
CCEA	STORES SPECIALIST (211)	5	30.4200	5,272.80	63,273.60
CCEA	STREET LIGHTS TECHNICIAN (331)	1	35.4574	6,145.95	73,751.34
CCEA	STREET LIGHTS TECHNICIAN (331)	2	37.2690	6,459.96	77,519.52
CCEA	STREET LIGHTS TECHNICIAN (331)	3	39.1743	6,790.20	81,482.44
CCEA	STREET LIGHTS TECHNICIAN (331)	4	41.1760	7,137.17	85,646.08
CCEA	STREET LIGHTS TECHNICIAN (331)	5	43.2791	7,501.72	90,020.58
CCEA	STREET MAINTENANCE CREW LEADER (323)	1	33.7331	5,847.08	70,164.90
CCEA	STREET MAINTENANCE CREW LEADER (323)	2	35.4574	6,145.95	73,751.34
CCEA	STREET MAINTENANCE CREW LEADER (323)	3	37.2690	6,459.96	77,519.52
CCEA	STREET MAINTENANCE CREW LEADER (323)	4	39.1743	6,790.20	81,482.44
CCEA	STREET MAINTENANCE CREW LEADER (323)	5	41.1760	7,137.17	85,646.08
CCEA	STRUCTURAL REHAB SPECIALIST (334)	1	40.7260	7,059.17	84,710.08
CCEA	STRUCTURAL REHAB SPECIALIST (334)	2	42.8076	7,419.99	89,039.86
CCEA	STRUCTURAL REHAB SPECIALIST (334)	3	44.9942	7,799.00	93,588.04
CCEA	STRUCTURAL REHAB SPECIALIST (334)	4	47.2941	8,197.65	98,371.78
CCEA	STRUCTURAL REHAB SPECIALIST (334)	5	49.7100	8,616.40	103,396.80
CCEA	SUBDRAIN CREWLEADER (324)	1	33.7331	5,847.08	70,164.90
CCEA	SUBDRAIN CREWLEADER (324)	2	35.4574	6,145.95	73,751.34
CCEA	SUBDRAIN CREWLEADER (324)	3	37.2690	6,459.96	77,519.52
CCEA	SUBDRAIN CREWLEADER (324)	4	39.1743	6,790.20	81,482.44
CCEA	SUBDRAIN CREWLEADER (324)	5	41.1760	7,137.17	85,646.08
CCEA	SUBDRAIN WORKER (302)	1	25.8035	4,472.61	53,671.28

# Culver CITY

## Salary Schedule Effective Date 07/01/2023

**Note:** For FIRE job titles, the printed hourly rates are for 40-hour employees. To determine the hourly rates for 56-hour employees, divide the annual rate by 2912. (Titles with two codes in parentheses indicate they are 40-hour & 56-hour positions. The first code is for 40-hr, the second one for 56-hr.)

Group	Title	Step	Hourly Rate	Monthly Rate	Annual Rate
CCEA	SUBDRAIN WORKER (302)	2	27.1234	4,701.39	56,416.62
CCEA	SUBDRAIN WORKER (302)	3	28.5098	4,941.69	59,300.28
CCEA	SUBDRAIN WORKER (302)	4	29.9698	5,194.76	62,337.08
CCEA	SUBDRAIN WORKER (302)	5	31.4670	5,454.28	65,451.36
CCEA	TELECOMMUNICATIONS ANALYST (430)	1	45.5196	7,890.07	94,680.82
CCEA	TELECOMMUNICATIONS ANALYST (430)	2	47.8457	8,293.26	99,519.16
CCEA	TELECOMMUNICATIONS ANALYST (430)	3	50.2905	8,717.02	104,604.24
CCEA	TELECOMMUNICATIONS ANALYST (430)	4	52.8610	9,162.57	109,950.88
CCEA	TELECOMMUNICATIONS ANALYST (430)	5	55.5612	9,630.62	115,567.40
CCEA	TRAFFIC PAINTER (308)	1	28.0864	4,868.31	58,419.66
CCEA	TRAFFIC PAINTER (308)	2	29.5242	5,117.54	61,410.44
CCEA	TRAFFIC PAINTER (308)	3	31.0084	5,374.79	64,497.42
CCEA	TRAFFIC PAINTER (308)	4	32.5775	5,646.77	67,761.20
CCEA	TRAFFIC PAINTER (308)	5	34.2429	5,935.43	71,225.18
CCEA	TRAFFIC PAINTING CREWLEADER (325)	1	34.2429	5,935.43	71,225.18
CCEA	TRAFFIC PAINTING CREWLEADER (325)	2	35.9915	6,238.53	74,862.32
CCEA	TRAFFIC PAINTING CREWLEADER (325)	3	37.8313	6,557.42	78,689.00
CCEA	TRAFFIC PAINTING CREWLEADER (325)	4	39.7649	6,892.58	82,710.94
CCEA	TRAFFIC PAINTING CREWLEADER (325)	5	41.7962	7,244.68	86,936.20
CCEA	TRAFFIC SIGNAL TECHNICIAN (336)	1	41.7962	7,244.68	86,936.20
CCEA	TRAFFIC SIGNAL TECHNICIAN (336)	2	43.9326	7,614.99	91,379.86
CCEA	TRAFFIC SIGNAL TECHNICIAN (336)	3	46.1771	8,004.04	96,048.42
CCEA	TRAFFIC SIGNAL TECHNICIAN (336)	4	48.5369	8,413.06	100,956.70
CCEA	TRAFFIC SIGNAL TECHNICIAN (336)	5	51.0174	8,843.01	106,116.14
CCEA	TRAINING & SAFETY INSTRUCTOR (414)	1	38.2100	6,623.07	79,476.80
CCEA	TRAINING & SAFETY INSTRUCTOR (414)	2	40.1629	6,961.57	83,538.78
CCEA	TRAINING & SAFETY INSTRUCTOR (414)	3	42.2146	7,317.20	87,806.42
CCEA	TRAINING & SAFETY INSTRUCTOR (414)	4	44.3730	7,691.32	92,295.84
CCEA	TRAINING & SAFETY INSTRUCTOR (414)	5	46.6404	8,084.33	97,011.98
CCEA	TRANSIT OPERATIONS SUPERVISOR (407)	1	38.1699	6,616.11	79,393.34
CCEA	TRANSIT OPERATIONS SUPERVISOR (407)	2	40.1205	6,954.22	83,450.64
CCEA	TRANSIT OPERATIONS SUPERVISOR (407)	3	42.1711	7,309.66	87,715.94
CCEA	TRANSIT OPERATIONS SUPERVISOR (407)	4	44.3253	7,683.04	92,196.52
CCEA	TRANSIT OPERATIONS SUPERVISOR (407)	5	46.5917	8,075.90	96,910.84
CCEA	URBAN FORESTER (316)	1	32.2542	5,590.74	67,088.84
CCEA	URBAN FORESTER (316)	2	33.9030	5,876.52	70,518.24
CCEA	URBAN FORESTER (316)	3	35.6341	6,176.58	74,118.98
CCEA	URBAN FORESTER (316)	4	37.4552	6,492.24	77,906.92
CCEA	URBAN FORESTER (316)	5	39.3697	6,824.09	81,889.08
CCEA	VAN DRIVER (300)	1	22.7784	3,948.25	47,379.02
CCEA	VAN DRIVER (300)	2	23.8247	4,129.62	49,555.48

# Culver CITY

## Salary Schedule

Effective Date 07/01/2023

**Note:** For FIRE job titles, the printed hourly rates are for 40-hour employees. To determine the hourly rates for 56-hour employees, divide the annual rate by 2912. (Titles with two codes in parentheses indicate they are 40-hour & 56-hour positions. The first code is for 40-hr, the second one for 56-hr.)

Group	Title	Step	Hourly Rate	Monthly Rate	Annual Rate
CCEA	VAN DRIVER (300)	3	25.0434	4,340.85	52,090.22
CCEA	VAN DRIVER (300)	4	26.3233	4,562.70	54,752.36
CCEA	VAN DRIVER (300)	5	27.6689	4,795.94	57,551.26
CCEA	WAREHOUSE SUPERVISOR (401)	1	31.2311	5,413.40	64,960.74
CCEA	WAREHOUSE SUPERVISOR (401)	2	32.8293	5,690.40	68,284.84
CCEA	WAREHOUSE SUPERVISOR (401)	3	34.4668	5,974.24	71,690.84
CCEA	WAREHOUSE SUPERVISOR (401)	4	36.2246	6,278.94	75,347.22
CCEA	WAREHOUSE SUPERVISOR (401)	5	38.0761	6,599.86	79,198.34
CCEA	WEBMASTER (441)	1	50.5102	8,755.11	105,061.32
CCEA	WEBMASTER (441)	2	53.0923	9,202.66	110,431.88
CCEA	WEBMASTER (441)	3	55.8052	9,672.91	116,074.92
CCEA	WEBMASTER (441)	4	58.6569	10,167.19	122,006.30
CCEA	WEBMASTER (441)	5	61.6537	10,686.65	128,239.80
CCEA	WELDER (320)	1	32.4119	5,618.06	67,416.70
CCEA	WELDER (320)	2	34.0686	5,905.23	70,862.74
CCEA	WELDER (320)	3	35.8089	6,206.87	74,482.46
CCEA	WELDER (320)	4	37.8258	6,556.46	78,677.56
CCEA	WELDER (320)	5	39.5625	6,857.50	82,290.00
CCEA	WELDER-REG PT (320R)	1	32.4119	5,618.06	67,416.70
CCEA	WELDER-REG PT (320R)	2	34.0686	5,905.23	70,862.74
CCEA	WELDER-REG PT (320R)	3	35.8089	6,206.87	74,482.46

# Culver CITY

## Salary Schedule Effective Date 07/01/2023

**Note:** For FIRE job titles, the printed hourly rates are for 40-hour employees. To determine the hourly rates for 56-hour employees, divide the annual rate by 2912. (Titles with two codes in parentheses indicate they are 40-hour & 56-hour positions. The first code is for 40-hr, the second one for 56-hr.)

Group	Title	Step	Hourly Rate	Monthly Rate	Annual Rate
CCMG	ACCOUNTG & INVESTMENTS MANAGER (837)	1	60.7696	10,533.40	126,400.82
CCMG	ACCOUNTG & INVESTMENTS MANAGER (837)	2	63.8755	11,071.75	132,861.04
CCMG	ACCOUNTG & INVESTMENTS MANAGER (837)	3	67.1383	11,637.30	139,647.56
CCMG	ACCOUNTG & INVESTMENTS MANAGER (837)	4	70.5698	12,232.09	146,785.08
CCMG	ACCOUNTG & INVESTMENTS MANAGER (837)	5	74.1755	12,857.09	154,285.04
CCMG	ACCOUNTING OPERATIONS MANAGER (803)	1	55.2450	9,575.80	114,909.60
CCMG	ACCOUNTING OPERATIONS MANAGER (803)	2	58.0686	10,065.23	120,782.74
CCMG	ACCOUNTING OPERATIONS MANAGER (803)	3	61.0349	10,579.38	126,952.54
CCMG	ACCOUNTING OPERATIONS MANAGER (803)	4	64.1543	11,120.07	133,440.84
CCMG	ACCOUNTING OPERATIONS MANAGER (803)	5	67.4324	11,688.28	140,259.34
CCMG	ADMINISTRATIVE SERVICES MGR (844)	1	57.4910	9,965.11	119,581.28
CCMG	ADMINISTRATIVE SERVICES MGR (844)	2	60.4299	10,474.51	125,694.14
CCMG	ADMINISTRATIVE SERVICES MGR (844)	3	63.5179	11,009.77	132,117.18
CCMG	ADMINISTRATIVE SERVICES MGR (844)	4	66.7632	11,572.30	138,867.56
CCMG	ADMINISTRATIVE SERVICES MGR (844)	5	70.1736	12,163.43	145,961.14
CCMG	ADVANCE PLANNING MANAGER (826)	1	71.5877	12,408.54	148,902.52
CCMG	ADVANCE PLANNING MANAGER (826)	2	75.2469	13,042.79	156,513.50
CCMG	ADVANCE PLANNING MANAGER (826)	3	79.0919	13,709.26	164,511.10
CCMG	ADVANCE PLANNING MANAGER (826)	4	83.1335	14,409.81	172,917.68
CCMG	ADVANCE PLANNING MANAGER (826)	5	87.3807	15,146.00	181,751.96
CCMG	ASSISTANT CITY ATTORNEY (818)	1	91.6339	15,883.21	190,598.46
CCMG	ASSISTANT CITY ATTORNEY (818)	2	96.3182	16,695.16	200,341.96
CCMG	ASSISTANT CITY ATTORNEY (818)	3	101.2391	17,548.12	210,577.38
CCMG	ASSISTANT CITY ATTORNEY (818)	4	106.4115	18,444.66	221,335.92
CCMG	ASSISTANT CITY ATTORNEY (818)	5	111.8482	19,387.03	232,644.36
CCMG	ASST CHIEF FINANCIAL OFFICER (824)	1	75.2469	13,042.79	156,513.50
CCMG	ASST CHIEF FINANCIAL OFFICER (824)	2	79.0919	13,709.26	164,511.10
CCMG	ASST CHIEF FINANCIAL OFFICER (824)	3	83.1335	14,409.81	172,917.68
CCMG	ASST CHIEF FINANCIAL OFFICER (824)	4	87.3807	15,146.00	181,751.96
CCMG	ASST CHIEF FINANCIAL OFFICER (824)	5	91.8462	15,920.02	191,040.20
CCMG	ASST CHIEF TRANSPRTN OFFICER (821)	1	69.4779	12,042.83	144,513.98
CCMG	ASST CHIEF TRANSPRTN OFFICER (821)	2	73.0282	12,658.23	151,898.76
CCMG	ASST CHIEF TRANSPRTN OFFICER (821)	3	76.7594	13,304.96	159,659.50
CCMG	ASST CHIEF TRANSPRTN OFFICER (821)	4	80.6816	13,984.82	167,817.78
CCMG	ASST CHIEF TRANSPRTN OFFICER (821)	5	84.8043	14,699.40	176,392.84
CCMG	ASST ENVRN PROGAMS/OPS MGR (832)	1	57.4910	9,965.11	119,581.28
CCMG	ASST ENVRN PROGAMS/OPS MGR (832)	2	60.4299	10,474.51	125,694.14
CCMG	ASST ENVRN PROGAMS/OPS MGR (832)	3	63.5179	11,009.77	132,117.18
CCMG	ASST ENVRN PROGAMS/OPS MGR (832)	4	66.7632	11,572.30	138,867.56

# Culver CITY

## Salary Schedule Effective Date 07/01/2023

**Note:** For FIRE job titles, the printed hourly rates are for 40-hour employees. To determine the hourly rates for 56-hour employees, divide the annual rate by 2912. (Titles with two codes in parentheses indicate they are 40-hour & 56-hour positions. The first code is for 40-hr, the second one for 56-hr.)

Group	Title	Step	Hourly Rate	Monthly Rate	Annual Rate
CCMG	ASST ENVRN PROGAMS/OPS MGR (832)	5	70.1736	12,163.43	145,961.14
CCMG	ASST MAINT OPERATIONS MANAGER (823)	1	51.0098	8,841.69	106,100.28
CCMG	ASST MAINT OPERATIONS MANAGER (823)	2	53.6160	9,293.44	111,521.28
CCMG	ASST MAINT OPERATIONS MANAGER (823)	3	56.3555	9,768.29	117,219.44
CCMG	ASST MAINT OPERATIONS MANAGER (823)	4	59.2355	10,267.49	123,209.84
CCMG	ASST MAINT OPERATIONS MANAGER (823)	5	62.2634	10,792.32	129,507.82
CCMG	BUDGET & FINANCIAL OPS MANAGER (804)	1	60.7696	10,533.40	126,400.82
CCMG	BUDGET & FINANCIAL OPS MANAGER (804)	2	63.8755	11,071.75	132,861.04
CCMG	BUDGET & FINANCIAL OPS MANAGER (804)	3	67.1383	11,637.30	139,647.56
CCMG	BUDGET & FINANCIAL OPS MANAGER (804)	4	70.5698	12,232.09	146,785.08
CCMG	BUDGET & FINANCIAL OPS MANAGER (804)	5	74.1755	12,857.09	154,285.04
CCMG	BUDGET MANAGEMENT ANALYST (709)	1	46.4011	8,042.86	96,514.34
CCMG	BUDGET MANAGEMENT ANALYST (709)	2	48.7728	8,453.94	101,447.32
CCMG	BUDGET MANAGEMENT ANALYST (709)	3	51.2651	8,885.96	106,631.46
CCMG	BUDGET MANAGEMENT ANALYST (709)	4	53.8845	9,339.98	112,079.76
CCMG	BUDGET MANAGEMENT ANALYST (709)	5	56.6372	9,817.12	117,805.48
CCMG	BUILDING MAINTENANCE SUPV (706)	1	43.4911	7,538.46	90,461.54
CCMG	BUILDING MAINTENANCE SUPV (706)	2	45.7136	7,923.70	95,084.34
CCMG	BUILDING MAINTENANCE SUPV (706)	3	48.0500	8,328.67	99,944.00
CCMG	BUILDING MAINTENANCE SUPV (706)	4	50.5055	8,754.29	105,051.44
CCMG	BUILDING MAINTENANCE SUPV (706)	5	53.0854	9,201.47	110,417.58
CCMG	BUILDING OFFICIAL (817)	1	73.7603	12,785.11	153,421.32
CCMG	BUILDING OFFICIAL (817)	2	77.5296	13,438.47	161,261.62
CCMG	BUILDING OFFICIAL (817)	3	81.4913	14,125.15	169,501.80
CCMG	BUILDING OFFICIAL (817)	4	85.6532	14,846.56	178,158.76
CCMG	BUILDING OFFICIAL (817)	5	90.0326	15,605.66	187,267.86
CCMG	CITY CLERK (828)	1	75.2469	13,042.79	156,513.50
CCMG	CITY CLERK (828)	2	79.0919	13,709.26	164,511.10
CCMG	CITY CLERK (828)	3	83.1335	14,409.81	172,917.68
CCMG	CITY CLERK (828)	4	87.3807	15,146.00	181,751.96
CCMG	CITY CLERK (828)	5	91.8462	15,920.02	191,040.20
CCMG	CLAIMS & SAFETY COORDINATOR (711)	1	47.1005	8,164.09	97,969.04
CCMG	CLAIMS & SAFETY COORDINATOR (711)	2	49.5076	8,581.32	102,975.86
CCMG	CLAIMS & SAFETY COORDINATOR (711)	3	52.0377	9,019.88	108,238.52
CCMG	CLAIMS & SAFETY COORDINATOR (711)	4	54.6962	9,480.68	113,768.20
CCMG	CLAIMS & SAFETY COORDINATOR (711)	5	57.4910	9,965.11	119,581.28
CCMG	COMMUNICATION SUPERVISOR (830)	1	47.1453	8,171.84	98,062.12
CCMG	COMMUNICATION SUPERVISOR (830)	2	49.5557	8,589.66	103,075.96
CCMG	COMMUNICATION SUPERVISOR (830)	3	52.0876	9,028.52	108,342.26
CCMG	COMMUNICATION SUPERVISOR (830)	4	54.7480	9,489.65	113,875.84
CCMG	COMMUNICATION SUPERVISOR (830)	5	57.5466	9,974.75	119,696.98

# Culver CITY

## Salary Schedule Effective Date 07/01/2023

**Note:** For FIRE job titles, the printed hourly rates are for 40-hour employees. To determine the hourly rates for 56-hour employees, divide the annual rate by 2912. (Titles with two codes in parentheses indicate they are 40-hour & 56-hour positions. The first code is for 40-hr, the second one for 56-hr.)

Group	Title	Step	Hourly Rate	Monthly Rate	Annual Rate
CCMG	COMMUNICATIONS/PUBLIC INFO MGR (843)	1	63.2851	10,969.42	131,633.06
CCMG	COMMUNICATIONS/PUBLIC INFO MGR (843)	2	66.4494	11,517.89	138,214.70
CCMG	COMMUNICATIONS/PUBLIC INFO MGR (843)	3	69.7718	12,093.77	145,125.24
CCMG	COMMUNICATIONS/PUBLIC INFO MGR (843)	4	73.2604	12,698.47	152,381.58
CCMG	COMMUNICATIONS/PUBLIC INFO MGR (843)	5	76.9231	13,333.34	160,000.10
CCMG	CULTURAL AFFAIRS MANAGER (724)	1	60.7696	10,533.40	126,400.82
CCMG	CULTURAL AFFAIRS MANAGER (724)	2	63.8755	11,071.75	132,861.04
CCMG	CULTURAL AFFAIRS MANAGER (724)	3	67.1383	11,637.30	139,647.56
CCMG	CULTURAL AFFAIRS MANAGER (724)	4	70.5698	12,232.09	146,785.08
CCMG	CULTURAL AFFAIRS MANAGER (724)	5	74.1755	12,857.09	154,285.04
CCMG	CURRENT PLANNING MANAGER (831)	1	71.5877	12,408.54	148,902.52
CCMG	CURRENT PLANNING MANAGER (831)	2	75.2469	13,042.79	156,513.50
CCMG	CURRENT PLANNING MANAGER (831)	3	79.0919	13,709.26	164,511.10
CCMG	CURRENT PLANNING MANAGER (831)	4	83.1335	14,409.81	172,917.68
CCMG	CURRENT PLANNING MANAGER (831)	5	87.3807	15,146.00	181,751.96
CCMG	DEP CMTY DEV DIR/ECON DEV MGR (819)	1	75.2469	13,042.79	156,513.50
CCMG	DEP CMTY DEV DIR/ECON DEV MGR (819)	2	79.0919	13,709.26	164,511.10
CCMG	DEP CMTY DEV DIR/ECON DEV MGR (819)	3	83.1335	14,409.81	172,917.68
CCMG	DEP CMTY DEV DIR/ECON DEV MGR (819)	4	87.3807	15,146.00	181,751.96
CCMG	DEP CMTY DEV DIR/ECON DEV MGR (819)	5	91.8462	15,920.02	191,040.20
CCMG	DEP CMTY DEV DIR/PLANNING MGR (816)	1	71.5877	12,408.54	148,902.52
CCMG	DEP CMTY DEV DIR/PLANNING MGR (816)	2	75.2469	13,042.79	156,513.50
CCMG	DEP CMTY DEV DIR/PLANNING MGR (816)	3	79.0919	13,709.26	164,511.10
CCMG	DEP CMTY DEV DIR/PLANNING MGR (816)	4	83.1335	14,409.81	172,917.68
CCMG	DEP CMTY DEV DIR/PLANNING MGR (816)	5	87.3807	15,146.00	181,751.96
CCMG	DEPUTY BUILDING OFFICIAL (835)	1	60.7696	10,533.40	126,400.82
CCMG	DEPUTY BUILDING OFFICIAL (835)	2	63.8755	11,071.75	132,861.04
CCMG	DEPUTY BUILDING OFFICIAL (835)	3	67.1383	11,637.30	139,647.56
CCMG	DEPUTY BUILDING OFFICIAL (835)	4	70.5698	12,232.09	146,785.08
CCMG	DEPUTY BUILDING OFFICIAL (835)	5	74.1755	12,857.09	154,285.04
CCMG	DEPUTY CITY ATTORNEY I (720)	1	64.4753	11,175.71	134,108.52
CCMG	DEPUTY CITY ATTORNEY I (720)	2	67.7702	11,746.84	140,962.12
CCMG	DEPUTY CITY ATTORNEY I (720)	3	71.2317	12,346.84	148,162.04
CCMG	DEPUTY CITY ATTORNEY I (720)	4	74.8710	12,977.64	155,731.68
CCMG	DEPUTY CITY ATTORNEY I (720)	5	78.6990	13,641.16	163,693.92
CCMG	DEPUTY CITY ATTORNEY II (721)	1	69.4779	12,042.83	144,513.98
CCMG	DEPUTY CITY ATTORNEY II (721)	2	73.0282	12,658.23	151,898.76
CCMG	DEPUTY CITY ATTORNEY II (721)	3	76.7594	13,304.96	159,659.50
CCMG	DEPUTY CITY ATTORNEY II (721)	4	80.6816	13,984.82	167,817.78
CCMG	DEPUTY CITY ATTORNEY II (721)	5	84.8043	14,699.40	176,392.84

# Culver CITY

## Salary Schedule Effective Date 07/01/2023

**Note:** For FIRE job titles, the printed hourly rates are for 40-hour employees. To determine the hourly rates for 56-hour employees, divide the annual rate by 2912. (Titles with two codes in parentheses indicate they are 40-hour & 56-hour positions. The first code is for 40-hr, the second one for 56-hr.)

Group	Title	Step	Hourly Rate	Monthly Rate	Annual Rate
CCMG	DEPUTY CITY ATTORNEY III (725)	1	78.5102	13,608.44	163,301.32
CCMG	DEPUTY CITY ATTORNEY III (725)	2	82.5220	14,303.81	171,645.76
CCMG	DEPUTY CITY ATTORNEY III (725)	3	86.7382	15,034.63	180,415.56
CCMG	DEPUTY CITY ATTORNEY III (725)	4	91.1703	15,802.84	189,634.12
CCMG	DEPUTY CITY ATTORNEY III (725)	5	95.8290	16,610.36	199,324.32
CCMG	DEPUTY CITY CLERK (841)	1	55.6993	9,654.54	115,854.44
CCMG	DEPUTY CITY CLERK (841)	2	58.5458	10,147.93	121,775.16
CCMG	DEPUTY CITY CLERK (841)	3	61.5370	10,666.41	127,996.96
CCMG	DEPUTY CITY CLERK (841)	4	64.6815	11,211.46	134,537.52
CCMG	DEPUTY CITY CLERK (841)	5	67.9860	11,784.24	141,410.88
CCMG	ECON DEV PROJECT MANAGER (718)	1	57.4910	9,965.11	119,581.28
CCMG	ECON DEV PROJECT MANAGER (718)	2	60.4299	10,474.51	125,694.14
CCMG	ECON DEV PROJECT MANAGER (718)	3	63.5179	11,009.77	132,117.18
CCMG	ECON DEV PROJECT MANAGER (718)	4	66.7632	11,572.30	138,867.56
CCMG	ECON DEV PROJECT MANAGER (718)	5	70.1736	12,163.43	145,961.14
CCMG	ECONOMIC DEV MANAGER (806)	1	57.4910	9,965.11	119,581.28
CCMG	ECONOMIC DEV MANAGER (806)	2	60.4299	10,474.51	125,694.14
CCMG	ECONOMIC DEV MANAGER (806)	3	63.5179	11,009.77	132,117.18
CCMG	ECONOMIC DEV MANAGER (806)	4	66.7632	11,572.30	138,867.56
CCMG	ECONOMIC DEV MANAGER (806)	5	70.1736	12,163.43	145,961.14
CCMG	EMERGENCY PREPAREDNESS COORD (712)	1	49.0109	8,495.22	101,942.62
CCMG	EMERGENCY PREPAREDNESS COORD (712)	2	51.5157	8,929.40	107,152.76
CCMG	EMERGENCY PREPAREDNESS COORD (712)	3	54.1471	9,385.50	112,626.02
CCMG	EMERGENCY PREPAREDNESS COORD (712)	4	56.9149	9,865.25	118,382.94
CCMG	EMERGENCY PREPAREDNESS COORD (712)	5	59.8231	10,369.34	124,432.10
CCMG	ENFORCMENT SERVICES MANAGER (800)	1	57.4910	9,965.11	119,581.28
CCMG	ENFORCMENT SERVICES MANAGER (800)	2	60.4299	10,474.51	125,694.14
CCMG	ENFORCMENT SERVICES MANAGER (800)	3	63.5179	11,009.77	132,117.18
CCMG	ENFORCMENT SERVICES MANAGER (800)	4	66.7632	11,572.30	138,867.56
CCMG	ENFORCMENT SERVICES MANAGER (800)	5	70.1736	12,163.43	145,961.14
CCMG	ENGINEERING SERVICES MANAGER (814)	1	69.1311	11,982.73	143,792.74
CCMG	ENGINEERING SERVICES MANAGER (814)	2	72.6642	12,595.14	151,141.64
CCMG	ENGINEERING SERVICES MANAGER (814)	3	76.3770	13,238.68	158,864.16
CCMG	ENGINEERING SERVICES MANAGER (814)	4	80.2811	13,915.40	166,984.74
CCMG	ENGINEERING SERVICES MANAGER (814)	5	84.3816	14,626.15	175,513.78
CCMG	ENVIRONMENTAL COORDINATOR (722)	1	48.0500	8,328.67	99,944.00
CCMG	ENVIRONMENTAL COORDINATOR (722)	2	50.5055	8,754.29	105,051.44
CCMG	ENVIRONMENTAL COORDINATOR (722)	3	53.0854	9,201.47	110,417.58
CCMG	ENVIRONMENTAL COORDINATOR (722)	4	55.7991	9,671.85	116,062.18
CCMG	ENVIRONMENTAL COORDINATOR (722)	5	58.6501	10,166.02	121,992.26



# Culver CITY

## Salary Schedule Effective Date 07/01/2023

**Note:** For FIRE job titles, the printed hourly rates are for 40-hour employees. To determine the hourly rates for 56-hour employees, divide the annual rate by 2912. (Titles with two codes in parentheses indicate they are 40-hour & 56-hour positions. The first code is for 40-hr, the second one for 56-hr.)

Group	Title	Step	Hourly Rate	Monthly Rate	Annual Rate
CCMG	ENVIRONMENTAL PROGS/OPS MANAGE (815)	1	69.1311	11,982.73	143,792.74
CCMG	ENVIRONMENTAL PROGS/OPS MANAGE (815)	2	72.6642	12,595.14	151,141.64
CCMG	ENVIRONMENTAL PROGS/OPS MANAGE (815)	3	76.3770	13,238.68	158,864.16
CCMG	ENVIRONMENTAL PROGS/OPS MANAGE (815)	4	80.2811	13,915.40	166,984.74
CCMG	ENVIRONMENTAL PROGS/OPS MANAGE (815)	5	84.3816	14,626.15	175,513.78
CCMG	FACILITY MAINT SUPERVISOR (730)	1	51.0098	8,841.69	106,100.28
CCMG	FACILITY MAINT SUPERVISOR (730)	2	53.6160	9,293.44	111,521.28
CCMG	FACILITY MAINT SUPERVISOR (730)	3	56.3555	9,768.29	117,219.44
CCMG	FACILITY MAINT SUPERVISOR (730)	4	59.2355	10,267.49	123,209.84
CCMG	FACILITY MAINT SUPERVISOR (730)	5	62.2634	10,792.32	129,507.82
CCMG	FACILITY/ELEC MAINT SUPERVISOR (733)	1	51.0098	8,841.69	106,100.28
CCMG	FACILITY/ELEC MAINT SUPERVISOR (733)	2	53.6160	9,293.44	111,521.28
CCMG	FACILITY/ELEC MAINT SUPERVISOR (733)	3	56.3555	9,768.29	117,219.44
CCMG	FACILITY/ELEC MAINT SUPERVISOR (733)	4	59.2355	10,267.49	123,209.84
CCMG	FACILITY/ELEC MAINT SUPERVISOR (733)	5	62.2634	10,792.32	129,507.82
CCMG	FINANCE MANAGER (838)	1	71.5877	12,408.54	148,902.52
CCMG	FINANCE MANAGER (838)	2	75.2469	13,042.79	156,513.50
CCMG	FINANCE MANAGER (838)	3	79.0919	13,709.26	164,511.10
CCMG	FINANCE MANAGER (838)	4	83.1335	14,409.81	172,917.68
CCMG	FINANCE MANAGER (838)	5	87.3807	15,146.00	181,751.96
CCMG	FINANCIAL SYSTM/PURCHASING MGR (836)	1	60.7696	10,533.40	126,400.82
CCMG	FINANCIAL SYSTM/PURCHASING MGR (836)	2	63.8755	11,071.75	132,861.04
CCMG	FINANCIAL SYSTM/PURCHASING MGR (836)	3	67.1383	11,637.30	139,647.56
CCMG	FINANCIAL SYSTM/PURCHASING MGR (836)	4	70.5698	12,232.09	146,785.08
CCMG	FINANCIAL SYSTM/PURCHASING MGR (836)	5	74.1755	12,857.09	154,285.04
CCMG	FLEET SERVICES MANAGER (811)	1	62.2634	10,792.32	129,507.82
CCMG	FLEET SERVICES MANAGER (811)	2	65.4443	11,343.67	136,124.04
CCMG	FLEET SERVICES MANAGER (811)	3	68.7877	11,923.21	143,078.52
CCMG	FLEET SERVICES MANAGER (811)	4	72.3029	12,532.50	150,389.98
CCMG	FLEET SERVICES MANAGER (811)	5	75.9987	13,173.12	158,077.40
CCMG	FORENSIC SUPERVISOR (736)	1	54.0921	9,375.97	112,511.62
CCMG	FORENSIC SUPERVISOR (736)	2	56.8016	9,845.62	118,147.38
CCMG	FORENSIC SUPERVISOR (736)	3	59.6467	10,338.77	124,065.24
CCMG	FORENSIC SUPERVISOR (736)	4	62.6344	10,856.63	130,279.50
CCMG	FORENSIC SUPERVISOR (736)	5	65.7717	11,400.44	136,805.24
CCMG	HOUSING & HUMAN SVCS PROJ MGR (738)	1	57.4910	9,965.11	119,581.28
CCMG	HOUSING & HUMAN SVCS PROJ MGR (738)	2	60.4299	10,474.51	125,694.14
CCMG	HOUSING & HUMAN SVCS PROJ MGR (738)	3	63.5179	11,009.77	132,117.18
CCMG	HOUSING & HUMAN SVCS PROJ MGR (738)	4	66.7632	11,572.30	138,867.56

# Culver CITY

## Salary Schedule Effective Date 07/01/2023

**Note:** For FIRE job titles, the printed hourly rates are for 40-hour employees. To determine the hourly rates for 56-hour employees, divide the annual rate by 2912. (Titles with two codes in parentheses indicate they are 40-hour & 56-hour positions. The first code is for 40-hr, the second one for 56-hr.)

Group	Title	Step	Hourly Rate	Monthly Rate	Annual Rate
CCMG	HOUSING & HUMAN SVCS PROJ MGR (738)	5	70.1736	12,163.43	145,961.14
CCMG	HOUSING & RENT STABILIZATION M (809)	1	71.5877	12,408.54	148,902.52
CCMG	HOUSING & RENT STABILIZATION M (809)	2	75.2469	13,042.79	156,513.50
CCMG	HOUSING & RENT STABILIZATION M (809)	3	79.0919	13,709.26	164,511.10
CCMG	HOUSING & RENT STABILIZATION M (809)	4	83.1335	14,409.81	172,917.68
CCMG	HOUSING & RENT STABILIZATION M (809)	5	87.3807	15,146.00	181,751.96
CCMG	HOUSING PROGRAMS SUPERVISOR (827)	1	46.3630	8,036.25	96,435.04
CCMG	HOUSING PROGRAMS SUPERVISOR (827)	2	48.6809	8,438.02	101,256.22
CCMG	HOUSING PROGRAMS SUPERVISOR (827)	3	51.1152	8,859.98	106,319.72
CCMG	HOUSING PROGRAMS SUPERVISOR (827)	4	53.6710	9,302.97	111,635.68
CCMG	HOUSING PROGRAMS SUPERVISOR (827)	5	56.3545	9,768.11	117,217.36
CCMG	HUMAN RESOURCES ANALYST (702)	1	42.8456	7,426.58	89,118.90
CCMG	HUMAN RESOURCES ANALYST (702)	2	45.0352	7,806.11	93,673.32
CCMG	HUMAN RESOURCES ANALYST (702)	3	47.3362	8,204.95	98,459.40
CCMG	HUMAN RESOURCES ANALYST (702)	4	49.7550	8,624.20	103,490.40
CCMG	HUMAN RESOURCES ANALYST (702)	5	52.2969	9,064.79	108,777.50
CCMG	HUMAN RESOURCES ANALYST Y-RATE (796)	1	64.9326	11,254.99	135,059.86
CCMG	HUMAN SVCS & CRISIS INTRVTN MG (737)	1	64.4753	11,175.71	134,108.52
CCMG	HUMAN SVCS & CRISIS INTRVTN MG (737)	2	67.7702	11,746.84	140,962.12
CCMG	HUMAN SVCS & CRISIS INTRVTN MG (737)	3	71.2317	12,346.84	148,162.04
CCMG	HUMAN SVCS & CRISIS INTRVTN MG (737)	4	74.8710	12,977.64	155,731.68
CCMG	HUMAN SVCS & CRISIS INTRVTN MG (737)	5	78.6990	13,641.16	163,693.92
CCMG	LEGAL OPERATIONS MANAGER (715)	1	51.0098	8,841.69	106,100.28
CCMG	LEGAL OPERATIONS MANAGER (715)	2	53.6160	9,293.44	111,521.28
CCMG	LEGAL OPERATIONS MANAGER (715)	3	56.3555	9,768.29	117,219.44
CCMG	LEGAL OPERATIONS MANAGER (715)	4	59.2355	10,267.49	123,209.84
CCMG	LEGAL OPERATIONS MANAGER (715)	5	62.2634	10,792.32	129,507.82
CCMG	MAINTENANCE OPERATIONS MGR (813)	1	62.8867	10,900.37	130,804.44
CCMG	MAINTENANCE OPERATIONS MGR (813)	2	66.1003	11,457.38	137,488.52
CCMG	MAINTENANCE OPERATIONS MGR (813)	3	69.4779	12,042.83	144,513.98
CCMG	MAINTENANCE OPERATIONS MGR (813)	4	73.0282	12,658.23	151,898.76
CCMG	MAINTENANCE OPERATIONS MGR (813)	5	76.7594	13,304.96	159,659.50
CCMG	MANAGEMENT ANALYST (703)	1	42.8456	7,426.58	89,118.90
CCMG	MANAGEMENT ANALYST (703)	2	45.0352	7,806.11	93,673.32
CCMG	MANAGEMENT ANALYST (703)	3	47.3362	8,204.95	98,459.40
CCMG	MANAGEMENT ANALYST (703)	4	49.7550	8,624.20	103,490.40
CCMG	MANAGEMENT ANALYST (703)	5	52.2969	9,064.79	108,777.50
CCMG	MENTAL HEALTH CLINICIAN (842)	1	57.4910	9,965.11	119,581.28
CCMG	MENTAL HEALTH CLINICIAN (842)	2	60.4299	10,474.51	125,694.14
CCMG	MENTAL HEALTH CLINICIAN (842)	3	63.5179	11,009.77	132,117.18

# Culver CITY

## Salary Schedule Effective Date 07/01/2023

**Note:** For FIRE job titles, the printed hourly rates are for 40-hour employees. To determine the hourly rates for 56-hour employees, divide the annual rate by 2912. (Titles with two codes in parentheses indicate they are 40-hour & 56-hour positions. The first code is for 40-hr, the second one for 56-hr.)

Group	Title	Step	Hourly Rate	Monthly Rate	Annual Rate
CCMG	MENTAL HEALTH CLINICIAN (842)	4	66.7632	11,572.30	138,867.56
CCMG	MENTAL HEALTH CLINICIAN (842)	5	70.1736	12,163.43	145,961.14
CCMG	MOBILITY & TRAFFIC ENGNRG MGR (801)	1	75.2469	13,042.79	156,513.50
CCMG	MOBILITY & TRAFFIC ENGNRG MGR (801)	2	79.0919	13,709.26	164,511.10
CCMG	MOBILITY & TRAFFIC ENGNRG MGR (801)	3	83.1335	14,409.81	172,917.68
CCMG	MOBILITY & TRAFFIC ENGNRG MGR (801)	4	87.3807	15,146.00	181,751.96
CCMG	MOBILITY & TRAFFIC ENGNRG MGR (801)	5	91.8462	15,920.02	191,040.20
CCMG	PARALEGAL (739)	1	51.0098	8,841.69	106,100.28
CCMG	PARALEGAL (739)	2	53.6160	9,293.44	111,521.28
CCMG	PARALEGAL (739)	3	56.3555	9,768.29	117,219.44
CCMG	PARALEGAL (739)	4	59.2355	10,267.49	123,209.84
CCMG	PARALEGAL (739)	5	62.2634	10,792.32	129,507.82
CCMG	PARK MAINTENANCE SUPERVISOR (700)	1	41.7900	7,243.60	86,923.20
CCMG	PARK MAINTENANCE SUPERVISOR (700)	2	43.9260	7,613.84	91,366.08
CCMG	PARK MAINTENANCE SUPERVISOR (700)	3	46.1707	8,002.93	96,035.16
CCMG	PARK MAINTENANCE SUPERVISOR (700)	4	48.5293	8,411.74	100,940.84
CCMG	PARK MAINTENANCE SUPERVISOR (700)	5	51.0098	8,841.69	106,100.28
CCMG	PARKS MANAGER (802)	1	56.2968	9,758.10	117,097.24
CCMG	PARKS MANAGER (802)	2	59.1734	10,256.72	123,080.62
CCMG	PARKS MANAGER (802)	3	62.1971	10,780.84	129,370.02
CCMG	PARKS MANAGER (802)	4	65.3765	11,331.93	135,983.12
CCMG	PARKS MANAGER (802)	5	68.7165	11,910.86	142,930.32
CCMG	PAYROLL ANALYST (726)	1	42.8456	7,426.58	89,118.90
CCMG	PAYROLL ANALYST (726)	2	45.0352	7,806.11	93,673.32
CCMG	PAYROLL ANALYST (726)	3	47.3362	8,204.95	98,459.40
CCMG	PAYROLL ANALYST (726)	4	49.7550	8,624.20	103,490.40
CCMG	PAYROLL ANALYST (726)	5	52.2969	9,064.79	108,777.50
CCMG	PAYROLL SUPERVISOR (732)	1	51.0098	8,841.69	106,100.28
CCMG	PAYROLL SUPERVISOR (732)	2	53.6160	9,293.44	111,521.28
CCMG	PAYROLL SUPERVISOR (732)	3	56.3555	9,768.29	117,219.44
CCMG	PAYROLL SUPERVISOR (732)	4	59.2355	10,267.49	123,209.84
CCMG	PAYROLL SUPERVISOR (732)	5	62.2634	10,792.32	129,507.82
CCMG	PROCURE & FINANCIAL SVCS MGR (820)	1	55.2450	9,575.80	114,909.60
CCMG	PROCURE & FINANCIAL SVCS MGR (820)	2	58.0686	10,065.23	120,782.74
CCMG	PROCURE & FINANCIAL SVCS MGR (820)	3	61.0349	10,579.38	126,952.54
CCMG	PROCURE & FINANCIAL SVCS MGR (820)	4	64.1543	11,120.07	133,440.84
CCMG	PROCURE & FINANCIAL SVCS MGR (820)	5	67.4324	11,688.28	140,259.34
CCMG	PURCHASING SUPERVISOR (735)	1	51.0098	8,841.69	106,100.28
CCMG	PURCHASING SUPERVISOR (735)	2	53.6160	9,293.44	111,521.28
CCMG	PURCHASING SUPERVISOR (735)	3	56.3555	9,768.29	117,219.44
CCMG	PURCHASING SUPERVISOR (735)	4	59.2355	10,267.49	123,209.84

# Culver CITY

## Salary Schedule Effective Date 07/01/2023

**Note:** For FIRE job titles, the printed hourly rates are for 40-hour employees. To determine the hourly rates for 56-hour employees, divide the annual rate by 2912. (Titles with two codes in parentheses indicate they are 40-hour & 56-hour positions. The first code is for 40-hr, the second one for 56-hr.)

Group	Title	Step	Hourly Rate	Monthly Rate	Annual Rate
CCMG	PURCHASING SUPERVISOR (735)	5	62.2634	10,792.32	129,507.82
CCMG	REC & COMM SVCS MGR (834)	1	61.9556	10,738.98	128,867.70
CCMG	REC & COMM SVCS MGR (834)	2	65.1208	11,287.60	135,451.16
CCMG	REC & COMM SVCS MGR (834)	3	68.4486	11,864.43	142,373.14
CCMG	REC & COMM SVCS MGR (834)	4	71.9466	12,470.75	149,648.98
CCMG	REC & COMM SVCS MGR (834)	5	75.6228	13,107.94	157,295.32
CCMG	REC & COMM SVCS SUPERVISOR (729)	1	41.9994	7,279.89	87,358.70
CCMG	REC & COMM SVCS SUPERVISOR (729)	2	44.1447	7,651.76	91,821.08
CCMG	REC & COMM SVCS SUPERVISOR (729)	3	46.4011	8,042.86	96,514.34
CCMG	REC & COMM SVCS SUPERVISOR (729)	4	48.7728	8,453.94	101,447.32
CCMG	REC & COMM SVCS SUPERVISOR (729)	5	51.2651	8,885.96	106,631.46
CCMG	RECREATION SUPERVISOR (701)	1	41.9994	7,279.89	87,358.70
CCMG	RECREATION SUPERVISOR (701)	2	44.1447	7,651.76	91,821.08
CCMG	RECREATION SUPERVISOR (701)	3	46.4011	8,042.86	96,514.34
CCMG	RECREATION SUPERVISOR (701)	4	48.7728	8,453.94	101,447.32
CCMG	RECREATION SUPERVISOR (701)	5	51.2651	8,885.96	106,631.46
CCMG	RENT STABILIZATION COORDINATOR (731)	1	51.0098	8,841.69	106,100.28
CCMG	RENT STABILIZATION COORDINATOR (731)	2	53.6160	9,293.44	111,521.28
CCMG	RENT STABILIZATION COORDINATOR (731)	3	56.3555	9,768.29	117,219.44
CCMG	RENT STABILIZATION COORDINATOR (731)	4	59.2355	10,267.49	123,209.84
CCMG	RENT STABILIZATION COORDINATOR (731)	5	62.2634	10,792.32	129,507.82
CCMG	REVENUE & BUDGET SUPERVISOR (727)	1	51.0098	8,841.69	106,100.28
CCMG	REVENUE & BUDGET SUPERVISOR (727)	2	53.6160	9,293.44	111,521.28
CCMG	REVENUE & BUDGET SUPERVISOR (727)	3	56.3555	9,768.29	117,219.44
CCMG	REVENUE & BUDGET SUPERVISOR (727)	4	59.2355	10,267.49	123,209.84
CCMG	REVENUE & BUDGET SUPERVISOR (727)	5	62.2634	10,792.32	129,507.82
CCMG	REVENUE OPERATIONS MANAGER (805)	1	55.2450	9,575.80	114,909.60
CCMG	REVENUE OPERATIONS MANAGER (805)	2	58.0686	10,065.23	120,782.74
CCMG	REVENUE OPERATIONS MANAGER (805)	3	61.0349	10,579.38	126,952.54
CCMG	REVENUE OPERATIONS MANAGER (805)	4	64.1543	11,120.07	133,440.84
CCMG	REVENUE OPERATIONS MANAGER (805)	5	67.4324	11,688.28	140,259.34
CCMG	RISK MANAGER (839)	1	71.5877	12,408.54	148,902.52
CCMG	RISK MANAGER (839)	2	75.2469	13,042.79	156,513.50
CCMG	RISK MANAGER (839)	3	79.0919	13,709.26	164,511.10
CCMG	RISK MANAGER (839)	4	83.1335	14,409.81	172,917.68
CCMG	RISK MANAGER (839)	5	87.3807	15,146.00	181,751.96
CCMG	SAFETY & TRAINING COORDINATOR (728)	1	45.5196	7,890.07	94,680.82
CCMG	SAFETY & TRAINING COORDINATOR (728)	2	47.8457	8,293.26	99,519.16
CCMG	SAFETY & TRAINING COORDINATOR (728)	3	50.2905	8,717.02	104,604.24
CCMG	SAFETY & TRAINING COORDINATOR (728)	4	52.8610	9,162.57	109,950.88
CCMG	SAFETY & TRAINING COORDINATOR (728)	5	55.5612	9,630.62	115,567.40

# Culver CITY

## Salary Schedule Effective Date 07/01/2023

**Note:** For FIRE job titles, the printed hourly rates are for 40-hour employees. To determine the hourly rates for 56-hour employees, divide the annual rate by 2912. (Titles with two codes in parentheses indicate they are 40-hour & 56-hour positions. The first code is for 40-hr, the second one for 56-hr.)

Group	Title	Step	Hourly Rate	Monthly Rate	Annual Rate
CCMG	SENIOR ACCOUNTANT (707)	1	44.1447	7,651.76	91,821.08
CCMG	SENIOR ACCOUNTANT (707)	2	46.4011	8,042.86	96,514.34
CCMG	SENIOR ACCOUNTANT (707)	3	48.7728	8,453.94	101,447.32
CCMG	SENIOR ACCOUNTANT (707)	4	51.2651	8,885.96	106,631.46
CCMG	SENIOR ACCOUNTANT (707)	5	53.8845	9,339.98	112,079.76
CCMG	SPECIAL EVENTS MANAGER (708)	1	53.3513	9,247.55	110,970.60
CCMG	SPECIAL EVENTS MANAGER (708)	2	56.0778	9,720.14	116,641.72
CCMG	SPECIAL EVENTS MANAGER (708)	3	58.9434	10,216.85	122,602.22
CCMG	SPECIAL EVENTS MANAGER (708)	4	61.9556	10,738.98	128,867.70
CCMG	SPECIAL EVENTS MANAGER (708)	5	65.1208	11,287.60	135,451.16
CCMG	SR & SOCIAL SERVICES MANAGER (810)	1	61.9556	10,738.98	128,867.70
CCMG	SR & SOCIAL SERVICES MANAGER (810)	2	65.1208	11,287.60	135,451.16
CCMG	SR & SOCIAL SERVICES MANAGER (810)	3	68.4486	11,864.43	142,373.14
CCMG	SR & SOCIAL SERVICES MANAGER (810)	4	71.9466	12,470.75	149,648.98
CCMG	SR & SOCIAL SERVICES MANAGER (810)	5	75.6228	13,107.94	157,295.32
CCMG	SR BUILDING & SAFETY INSPECTOR (705)	1	43.0589	7,463.54	89,562.46
CCMG	SR BUILDING & SAFETY INSPECTOR (705)	2	45.2605	7,845.15	94,141.84
CCMG	SR BUILDING & SAFETY INSPECTOR (705)	3	47.5734	8,246.05	98,952.62
CCMG	SR BUILDING & SAFETY INSPECTOR (705)	4	50.0040	8,667.36	104,008.32
CCMG	SR BUILDING & SAFETY INSPECTOR (705)	5	52.5590	9,110.23	109,322.72
CCMG	SR CIVIL ENGINEER (719)	1	61.6477	10,685.61	128,227.32
CCMG	SR CIVIL ENGINEER (719)	2	64.7973	11,231.52	134,778.28
CCMG	SR CIVIL ENGINEER (719)	3	68.1081	11,805.41	141,664.90
CCMG	SR CIVIL ENGINEER (719)	4	71.5877	12,408.54	148,902.52
CCMG	SR CIVIL ENGINEER (719)	5	75.2469	13,042.79	156,513.50
CCMG	SR FIN SYSTEMS BUSINESS ANLST (716)	1	52.2969	9,064.79	108,777.50
CCMG	SR FIN SYSTEMS BUSINESS ANLST (716)	2	54.9701	9,528.16	114,337.86
CCMG	SR FIN SYSTEMS BUSINESS ANLST (716)	3	57.7790	10,015.03	120,180.32
CCMG	SR FIN SYSTEMS BUSINESS ANLST (716)	4	60.7311	10,526.73	126,320.74
CCMG	SR FIN SYSTEMS BUSINESS ANLST (716)	5	63.8347	11,064.69	132,776.28
CCMG	SR HUMAN RESOURCES EQUITY MGR (833)	1	71.5877	12,408.54	148,902.52
CCMG	SR HUMAN RESOURCES EQUITY MGR (833)	2	75.2469	13,042.79	156,513.50
CCMG	SR HUMAN RESOURCES EQUITY MGR (833)	3	79.0919	13,709.26	164,511.10
CCMG	SR HUMAN RESOURCES EQUITY MGR (833)	4	83.1335	14,409.81	172,917.68
CCMG	SR HUMAN RESOURCES EQUITY MGR (833)	5	87.3807	15,146.00	181,751.96
CCMG	SR MANAGEMENT ANALYST (713)	1	51.0098	8,841.69	106,100.28
CCMG	SR MANAGEMENT ANALYST (713)	2	53.6160	9,293.44	111,521.28
CCMG	SR MANAGEMENT ANALYST (713)	3	56.3555	9,768.29	117,219.44
CCMG	SR MANAGEMENT ANALYST (713)	4	59.2355	10,267.49	123,209.84
CCMG	SR MANAGEMENT ANALYST (713)	5	62.2634	10,792.32	129,507.82

# Culver CITY

## Salary Schedule Effective Date 07/01/2023

**Note:** For FIRE job titles, the printed hourly rates are for 40-hour employees. To determine the hourly rates for 56-hour employees, divide the annual rate by 2912. (Titles with two codes in parentheses indicate they are 40-hour & 56-hour positions. The first code is for 40-hr, the second one for 56-hr.)

Group	Title	Step	Hourly Rate	Monthly Rate	Annual Rate
CCMG	SR MANAGEMENT ANALYST/BUDGET (714)	1	51.0098	8,841.69	106,100.28
CCMG	SR MANAGEMENT ANALYST/BUDGET (714)	2	53.6160	9,293.44	111,521.28
CCMG	SR MANAGEMENT ANALYST/BUDGET (714)	3	56.3555	9,768.29	117,219.44
CCMG	SR MANAGEMENT ANALYST/BUDGET (714)	4	59.2355	10,267.49	123,209.84
CCMG	SR MANAGEMENT ANALYST/BUDGET (714)	5	62.2634	10,792.32	129,507.82
CCMG	SR MGMT ANLYST Y-RATE (795)	1	54.6547	9,473.49	113,681.88
CCMG	SR PLANNER (717)	1	55.2450	9,575.80	114,909.60
CCMG	SR PLANNER (717)	2	58.0686	10,065.23	120,782.74
CCMG	SR PLANNER (717)	3	61.0349	10,579.38	126,952.54
CCMG	SR PLANNER (717)	4	64.1543	11,120.07	133,440.84
CCMG	SR PLANNER (717)	5	67.4324	11,688.28	140,259.34
CCMG	SR SOLID WASTE & REC CRW SUPV (710)	1	51.0098	8,841.69	106,100.28
CCMG	SR SOLID WASTE & REC CRW SUPV (710)	2	53.6160	9,293.44	111,521.28
CCMG	SR SOLID WASTE & REC CRW SUPV (710)	3	56.3555	9,768.29	117,219.44
CCMG	SR SOLID WASTE & REC CRW SUPV (710)	4	59.2355	10,267.49	123,209.84
CCMG	SR SOLID WASTE & REC CRW SUPV (710)	5	62.2634	10,792.32	129,507.82
CCMG	STREET MAINTENANCE SUPERVISOR (734)	1	51.0098	8,841.69	106,100.28
CCMG	STREET MAINTENANCE SUPERVISOR (734)	2	53.6160	9,293.44	111,521.28
CCMG	STREET MAINTENANCE SUPERVISOR (734)	3	56.3555	9,768.29	117,219.44
CCMG	STREET MAINTENANCE SUPERVISOR (734)	4	59.2355	10,267.49	123,209.84
CCMG	STREET MAINTENANCE SUPERVISOR (734)	5	62.2634	10,792.32	129,507.82
CCMG	SYSTEMS DEVELOPMENT MANAGER (807)	1	60.4299	10,474.51	125,694.14
CCMG	SYSTEMS DEVELOPMENT MANAGER (807)	2	63.5179	11,009.77	132,117.18
CCMG	SYSTEMS DEVELOPMENT MANAGER (807)	3	66.7632	11,572.30	138,867.56
CCMG	SYSTEMS DEVELOPMENT MANAGER (807)	4	70.1736	12,163.43	145,961.14
CCMG	SYSTEMS DEVELOPMENT MANAGER (807)	5	73.7603	12,785.11	153,421.32
CCMG	SYSTEMS SUPPORT MANAGER (825)	1	66.4728	11,521.94	138,263.32
CCMG	SYSTEMS SUPPORT MANAGER (825)	2	69.8696	12,110.74	145,328.82
CCMG	SYSTEMS SUPPORT MANAGER (825)	3	73.4395	12,729.51	152,754.16
CCMG	SYSTEMS SUPPORT MANAGER (825)	4	77.1910	13,379.77	160,557.28
CCMG	SYSTEMS SUPPORT MANAGER (825)	5	81.1364	14,063.64	168,763.66
CCMG	TECHNICAL SERVICES MANAGER (808)	1	66.4728	11,521.94	138,263.32
CCMG	TECHNICAL SERVICES MANAGER (808)	2	69.8696	12,110.74	145,328.82
CCMG	TECHNICAL SERVICES MANAGER (808)	3	73.4395	12,729.51	152,754.16
CCMG	TECHNICAL SERVICES MANAGER (808)	4	77.1910	13,379.77	160,557.28
CCMG	TECHNICAL SERVICES MANAGER (808)	5	81.1364	14,063.64	168,763.66
CCMG	TRAFFIC ENGINEERING MGR (822)	1	53.3513	9,247.55	110,970.60
CCMG	TRAFFIC ENGINEERING MGR (822)	2	56.0778	9,720.14	116,641.72
CCMG	TRAFFIC ENGINEERING MGR (822)	3	58.9434	10,216.85	122,602.22
CCMG	TRAFFIC ENGINEERING MGR (822)	4	61.9556	10,738.98	128,867.70
CCMG	TRAFFIC ENGINEERING MGR (822)	5	65.1208	11,287.60	135,451.16

## Salary Schedule Effective Date 07/01/2023

**Note:** For FIRE job titles, the printed hourly rates are for 40-hour employees. To determine the hourly rates for 56-hour employees, divide the annual rate by 2912. (Titles with two codes in parentheses indicate they are 40-hour & 56-hour positions. The first code is for 40-hr, the second one for 56-hr.)

Group	Title	Step	Hourly Rate	Monthly Rate	Annual Rate
CCMG	TRANSIT MANAGER ADMIN (840)*	1	62.2634	10,792.32	129,507.82
CCMG	TRANSIT MANAGER ADMIN (840)*	2	65.4443	11,343.67	136,124.04
CCMG	TRANSIT MANAGER ADMIN (840)*	3	68.7877	11,923.21	143,078.52
CCMG	TRANSIT MANAGER ADMIN (840)*	4	72.3029	12,532.50	150,389.98
CCMG	TRANSIT MANAGER ADMIN (840)*	5	75.9987	13,173.12	158,077.40
CCMG	TRANSIT OPERATIONS ANALYST (704)	1	42.8456	7,426.58	89,118.90
CCMG	TRANSIT OPERATIONS ANALYST (704)	2	45.0352	7,806.11	93,673.32
CCMG	TRANSIT OPERATIONS ANALYST (704)	3	47.3362	8,204.95	98,459.40
CCMG	TRANSIT OPERATIONS ANALYST (704)	4	49.7550	8,624.20	103,490.40
CCMG	TRANSIT OPERATIONS ANALYST (704)	5	52.2969	9,064.79	108,777.50
CCMG	TRANSIT OPERATIONS MANAGER (812)	1	62.2634	10,792.32	129,507.82
CCMG	TRANSIT OPERATIONS MANAGER (812)	2	65.4443	11,343.67	136,124.04
CCMG	TRANSIT OPERATIONS MANAGER (812)	3	68.7877	11,923.21	143,078.52
CCMG	TRANSIT OPERATIONS MANAGER (812)	4	72.3029	12,532.50	150,389.98
CCMG	TRANSIT OPERATIONS MANAGER (812)	5	75.9987	13,173.12	158,077.40
CCMG	TRANSIT PLANNING MANAGER (829)	1	62.2634	10,792.32	129,507.82
CCMG	TRANSIT PLANNING MANAGER (829)	2	65.4443	11,343.67	136,124.04
CCMG	TRANSIT PLANNING MANAGER (829)	3	68.7877	11,923.21	143,078.52
CCMG	TRANSIT PLANNING MANAGER (829)	4	72.3029	12,532.50	150,389.98
CCMG	TRANSIT PLANNING MANAGER (829)	5	75.9987	13,173.12	158,077.40
CCMG	TRFC ENG ANALYST (723)	1	47.3362	8,204.95	98,459.40
CCMG	TRFC ENG ANALYST (723)	2	49.7550	8,624.20	103,490.40
CCMG	TRFC ENG ANALYST (723)	3	52.2969	9,064.79	108,777.50
CCMG	TRFC ENG ANALYST (723)	4	54.9701	9,528.16	114,337.86
CCMG	TRFC ENG ANALYST (723)	5	57.7790	10,015.03	120,180.32

\* Transit Manager Admin (840) - This reclassification is a conditional approval. The classification and compensation review will be conducted by the HR Department. The final recommendation will be submitted to the City Manager for approval before the position can be filled.

# Culver CITY

## Salary Schedule

Effective Date 07/01/2023

**Note:** For FIRE job titles, the printed hourly rates are for 40-hour employees. To determine the hourly rates for 56-hour employees, divide the annual rate by 2912. (Titles with two codes in parentheses indicate they are 40-hour & 56-hour positions. The first code is for 40-hr, the second one for 56-hr.)

Group	Title	Step	Hourly Rate	Monthly Rate	Annual Rate
CNCL	COUNCIL MEMBER (001)	1	27.9870	485.12	5,821.40



# Culver CITY

## Salary Schedule Effective Date 07/01/2023

**Note:** For FIRE job titles, the printed hourly rates are for 40-hour employees. To determine the hourly rates for 56-hour employees, divide the annual rate by 2912. (Titles with two codes in parentheses indicate they are 40-hour & 56-hour positions. The first code is for 40-hr, the second one for 56-hr.)

Group	Title	Step	Hourly Rate	Monthly Rate	Annual Rate
EXEC	ADMIN SERVICES DIRECTOR (911)	1	94.4910	16,378.44	196,541.28
EXEC	ADMIN SERVICES DIRECTOR (911)	2	99.3171	17,214.97	206,579.62
EXEC	ADMIN SERVICES DIRECTOR (911)	3	104.3929	18,094.77	217,137.18
EXEC	ADMIN SERVICES DIRECTOR (911)	4	109.7263	19,019.22	228,230.60
EXEC	ADMIN SERVICES DIRECTOR (911)	5	115.3354	19,991.47	239,897.58
EXEC	ASSISTANT CITY MANAGER (908)	1	101.9642	17,673.80	212,085.64
EXEC	ASSISTANT CITY MANAGER (908)	2	107.1751	18,577.02	222,924.26
EXEC	ASSISTANT CITY MANAGER (908)	3	112.6507	19,526.13	234,313.56
EXEC	ASSISTANT CITY MANAGER (908)	4	118.4077	20,524.01	246,288.12
EXEC	ASSISTANT CITY MANAGER (908)	5	124.4578	21,572.68	258,872.12
EXEC	ASSTANT TO CITY MANAGER (900)	1	62.8867	10,900.37	130,804.44
EXEC	ASSTANT TO CITY MANAGER (900)	2	66.1003	11,457.38	137,488.52
EXEC	ASSTANT TO CITY MANAGER (900)	3	69.4779	12,042.83	144,513.98
EXEC	ASSTANT TO CITY MANAGER (900)	4	73.0282	12,658.23	151,898.76
EXEC	ASSTANT TO CITY MANAGER (900)	5	76.7594	13,304.96	159,659.50
EXEC	CHIEF FINANCIAL OFFICER (907)	1	97.9910	16,985.11	203,821.28
EXEC	CHIEF FINANCIAL OFFICER (907)	2	102.9989	17,853.14	214,237.66
EXEC	CHIEF FINANCIAL OFFICER (907)	3	108.2610	18,765.24	225,182.88
EXEC	CHIEF FINANCIAL OFFICER (907)	4	113.7942	19,724.34	236,692.04
EXEC	CHIEF FINANCIAL OFFICER (907)	5	119.6090	20,732.23	248,786.72
EXEC	CHIEF INFO OFFICER (905)	1	88.6940	15,373.63	184,483.52
EXEC	CHIEF INFO OFFICER (905)	2	93.2252	16,159.04	193,908.52
EXEC	CHIEF INFO OFFICER (905)	3	97.9910	16,985.11	203,821.28
EXEC	CHIEF INFO OFFICER (905)	4	102.9989	17,853.14	214,237.66
EXEC	CHIEF INFO OFFICER (905)	5	108.2610	18,765.24	225,182.88
EXEC	CHIEF TRANSPORTATION OFFICER (903)	1	88.6378	15,363.88	184,366.52
EXEC	CHIEF TRANSPORTATION OFFICER (903)	2	93.1666	16,148.88	193,786.58
EXEC	CHIEF TRANSPORTATION OFFICER (903)	3	97.9267	16,973.97	203,687.64
EXEC	CHIEF TRANSPORTATION OFFICER (903)	4	102.9306	17,841.31	214,095.70
EXEC	CHIEF TRANSPORTATION OFFICER (903)	5	108.1910	18,753.11	225,037.28
EXEC	CITY ATTORNEY (909)	1	117.1733	20,310.03	243,720.36
EXEC	CITY ATTORNEY (909)	2	123.1606	21,347.84	256,174.10
EXEC	CITY ATTORNEY (909)	3	129.4544	22,438.76	269,265.10
EXEC	CITY ATTORNEY (909)	4	136.0698	23,585.42	283,025.08
EXEC	CITY ATTORNEY (909)	5	143.0229	24,790.63	297,487.58
EXEC	CITY MANAGER (910)	1	136.9629	23,740.23	284,882.78
EXEC	CITY MANAGER (910)	2	143.9599	24,953.05	299,436.54
EXEC	CITY MANAGER (910)	3	151.3174	26,228.35	314,740.14
EXEC	CITY MANAGER (910)	4	159.0503	27,568.71	330,824.52
EXEC	CITY MANAGER (910)	5	167.1774	28,977.41	347,728.94

# Culver CITY

## Salary Schedule Effective Date 07/01/2023

**Note:** For FIRE job titles, the printed hourly rates are for 40-hour employees. To determine the hourly rates for 56-hour employees, divide the annual rate by 2912. (Titles with two codes in parentheses indicate they are 40-hour & 56-hour positions. The first code is for 40-hr, the second one for 56-hr.)

Group	Title	Step	Hourly Rate	Monthly Rate	Annual Rate
EXEC	COMMUNITY DEVELOPMENT DIRECTOR (904)	1	87.8152	15,221.31	182,655.72
EXEC	COMMUNITY DEVELOPMENT DIRECTOR (904)	2	92.3017	15,998.97	191,987.64
EXEC	COMMUNITY DEVELOPMENT DIRECTOR (904)	3	97.0213	16,817.02	201,804.20
EXEC	COMMUNITY DEVELOPMENT DIRECTOR (904)	4	101.9788	17,676.32	212,115.80
EXEC	COMMUNITY DEVELOPMENT DIRECTOR (904)	5	107.1904	18,579.67	222,955.98
EXEC	ECONOMIC DEVELOPMENT DIRECTOR (914)	1	78.4919	13,605.26	163,263.10
EXEC	ECONOMIC DEVELOPMENT DIRECTOR (914)	2	82.4164	14,285.51	171,426.06
EXEC	ECONOMIC DEVELOPMENT DIRECTOR (914)	3	86.5372	14,999.79	179,997.48
EXEC	ECONOMIC DEVELOPMENT DIRECTOR (914)	4	90.8641	15,749.78	188,997.38
EXEC	ECONOMIC DEVELOPMENT DIRECTOR (914)	5	95.4073	16,537.26	198,447.08
EXEC	HOUSING & HUMAN SERVICES DIR (913)	1	85.0665	14,744.86	176,938.32
EXEC	HOUSING & HUMAN SERVICES DIR (913)	2	89.3199	15,482.11	185,785.34
EXEC	HOUSING & HUMAN SERVICES DIR (913)	3	93.7858	16,256.20	195,074.36
EXEC	HOUSING & HUMAN SERVICES DIR (913)	4	98.4752	17,069.04	204,828.52
EXEC	HOUSING & HUMAN SERVICES DIR (913)	5	103.3990	17,922.49	215,069.92
EXEC	HUMAN RESOURCES DIRECTOR (902)	1	88.3092	15,306.94	183,683.24
EXEC	HUMAN RESOURCES DIRECTOR (902)	2	92.8195	16,088.71	193,064.56
EXEC	HUMAN RESOURCES DIRECTOR (902)	3	97.5635	16,911.01	202,932.08
EXEC	HUMAN RESOURCES DIRECTOR (902)	4	102.5478	17,774.94	213,299.32
EXEC	HUMAN RESOURCES DIRECTOR (902)	5	107.7902	18,683.64	224,203.72
EXEC	PLANNING/DEVELOPMENT DIRECTOR (912)	1	85.9135	14,891.67	178,700.08
EXEC	PLANNING/DEVELOPMENT DIRECTOR (912)	2	90.2085	15,636.14	187,633.68
EXEC	PLANNING/DEVELOPMENT DIRECTOR (912)	3	94.7196	16,418.07	197,016.82
EXEC	PLANNING/DEVELOPMENT DIRECTOR (912)	4	99.4554	17,238.93	206,867.18
EXEC	PLANNING/DEVELOPMENT DIRECTOR (912)	5	104.4279	18,100.83	217,209.98
EXEC	PRCS DIRECTOR (901)	1	82.2780	14,261.52	171,138.24
EXEC	PRCS DIRECTOR (901)	2	86.4811	14,990.06	179,880.74
EXEC	PRCS DIRECTOR (901)	3	90.9004	15,756.07	189,072.78
EXEC	PRCS DIRECTOR (901)	4	95.5474	16,561.55	198,738.54
EXEC	PRCS DIRECTOR (901)	5	100.4291	17,407.72	208,892.58
EXEC	PUBLIC WORKS DIRECTOR (906)	1	93.2252	16,159.04	193,908.52
EXEC	PUBLIC WORKS DIRECTOR (906)	2	97.9910	16,985.11	203,821.28
EXEC	PUBLIC WORKS DIRECTOR (906)	3	102.9989	17,853.14	214,237.66
EXEC	PUBLIC WORKS DIRECTOR (906)	4	108.2610	18,765.24	225,182.88
EXEC	PUBLIC WORKS DIRECTOR (906)	5	113.7942	19,724.34	236,692.04

# Culver CITY

## Salary Schedule

Effective Date 07/01/2023

**Note:** For FIRE job titles, the printed hourly rates are for 40-hour employees. To determine the hourly rates for 56-hour employees, divide the annual rate by 2912. (Titles with two codes in parentheses indicate they are 40-hour & 56-hour positions. The first code is for 40-hr, the second one for 56-hr.)

Group	Title	Step	Hourly Rate	Monthly Rate	Annual Rate
FIRE	FIRE CAPTAIN (504/505)	1	69.4726	12,041.92	144,502.99
FIRE	FIRE ENGINEER (502/503)	1	60.4109	10,471.23	125,654.70
FIRE	FIREFIGHTER (500/501)	0	36.1754	6,270.40	75,244.80
FIRE	FIREFIGHTER (500/501)	1	40.3601	6,995.75	83,948.96
FIRE	FIREFIGHTER (500/501)	2	41.3820	7,172.88	86,074.56
FIRE	FIREFIGHTER (500/501)	3	45.2001	7,834.69	94,016.22
FIRE	FIREFIGHTER (500/501)	4	47.7490	8,276.49	99,317.84
FIRE	FIREFIGHTER (500/501)	5	50.4488	8,744.45	104,933.40
FIRE	FIREFIGHTER (500/501)	6	52.5313	9,105.41	109,264.97

# Culver CITY

## Salary Schedule

Effective Date 07/01/2023

**Note:** For FIRE job titles, the printed hourly rates are for 40-hour employees. To determine the hourly rates for 56-hour employees, divide the annual rate by 2912. (Titles with two codes in parentheses indicate they are 40-hour & 56-hour positions. The first code is for 40-hr, the second one for 56-hr.)

Group	Title	Step	Hourly Rate	Monthly Rate	Annual Rate
FMGT	ASST FIRE CHIEF (509)	1	100.5724	17,432.54	209,190.51
FMGT	BATTALION CHIEF (506/507)	1	83.2893	14,436.80	173,241.60
FMGT	FIRE CHIEF (510)	1	116.8150	20,247.94	242,975.30
FMGT	FIRE MARSHAL (508)	1	95.7833	16,602.42	199,229.03

# Culver CITY

## Salary Schedule Effective Date 07/01/2023

**Note:** For FIRE job titles, the printed hourly rates are for 40-hour employees. To determine the hourly rates for 56-hour employees, divide the annual rate by 2912. (Titles with two codes in parentheses indicate they are 40-hour & 56-hour positions. The first code is for 40-hr, the second one for 56-hr.)

Group	Title	Step	Hourly Rate	Monthly Rate	Annual Rate
NBNE	ADMIN INTERN (107)	1	15.6279	0.00	0.00
NBNE	ADMIN INTERN (107)	2	16.4093	0.00	0.00
NBNE	ADMIN INTERN (107)	3	17.2298	0.00	0.00
NBNE	AMBULANCE OPERATOR (116)	1	20.0000	0.00	0.00
NBNE	AMBULANCE OPERATOR (116)	2	21.0000	0.00	0.00
NBNE	AMBULANCE OPERATOR (116)	3	22.0500	0.00	0.00
NBNE	BUS OPERATOR TRAINEE (106)	1	19.1008	0.00	0.00
NBNE	CASHIER PLUNGE (101)	1	15.5001	0.00	0.00
NBNE	CASHIER PLUNGE (101)	2	16.2751	0.00	0.00
NBNE	CASHIER PLUNGE (101)	3	17.0888	0.00	0.00
NBNE	CONTRACT EMPLOYEE (199)	1	20.0000	0.00	0.00
NBNE	CONTRACT EMPLOYEE (199)	2	30.0000	0.00	0.00
NBNE	CONTRACT EMPLOYEE (199)	3	40.0000	0.00	0.00
NBNE	CONTRACT EMPLOYEE (199)	4	50.0000	0.00	0.00
NBNE	CONTRACT EMPLOYEE (199)	5	60.0000	0.00	0.00
NBNE	CONTRACT EMPLOYEE (199)	6	70.0000	0.00	0.00
NBNE	CONTRACT EMPLOYEE (199)	7	80.0000	0.00	0.00
NBNE	CONTRACT EMPLOYEE (199)	8	90.0000	0.00	0.00
NBNE	CONTRACT EMPLOYEE (199)	9	100.0000	0.00	0.00
NBNE	CONTRACT EMPLOYEE (199)	10	110.0000	0.00	0.00
NBNE	CONTRACT EMPLOYEE (199)	11	120.0000	0.00	0.00
NBNE	CONTRACT EMPLOYEE (199)	12	130.0000	0.00	0.00
NBNE	CROSSING GUARD (104)	1	15.7830	0.00	0.00
NBNE	GIS INTERN (111)	1	17.3644	0.00	0.00
NBNE	GIS INTERN (111)	2	18.2326	0.00	0.00
NBNE	GIS INTERN (111)	3	19.1442	0.00	0.00
NBNE	INSTRCTR/PPL/DISABILITIES (115)	1	23.8471	0.00	0.00
NBNE	LIFEGUARD (108)	1	20.0268	0.00	0.00
NBNE	LIFEGUARD (108)	2	20.9649	0.00	0.00
NBNE	LIFEGUARD (108)	3	21.9500	0.00	0.00
NBNE	LIFEGUARD SWIM INSTRUCTOR NB (110)	1	21.6823	0.00	0.00
NBNE	LIFEGUARD SWIM INSTRUCTOR NB (110)	2	22.7033	0.00	0.00
NBNE	LIFEGUARD SWIM INSTRUCTOR NB (110)	3	23.7752	0.00	0.00
NBNE	POOL MANAGER (113)	1	25.4203	0.00	0.00
NBNE	POOL MANAGER (113)	2	26.3405	0.00	0.00
NBNE	POOL MANAGER (113)	3	27.3068	0.00	0.00
NBNE	RECREATION LEADER I (103)	1	15.5001	0.00	0.00
NBNE	RECREATION LEADER I (103)	2	16.2751	0.00	0.00
NBNE	RECREATION LEADER I (103)	3	17.0888	0.00	0.00

# Culver CITY

## Salary Schedule

Effective Date 07/01/2023

**Note:** For FIRE job titles, the printed hourly rates are for 40-hour employees. To determine the hourly rates for 56-hour employees, divide the annual rate by 2912. (Titles with two codes in parentheses indicate they are 40-hour & 56-hour positions. The first code is for 40-hr, the second one for 56-hr.)

Group	Title	Step	Hourly Rate	Monthly Rate	Annual Rate
NBNE	RECREATION LEADER II (109)	1	18.0597	0.00	0.00
NBNE	RECREATION LEADER II (109)	2	18.9629	0.00	0.00
NBNE	RECREATION LEADER II (109)	3	19.9108	0.00	0.00
NBNE	RECREATION SPECIALIST (114)	1	23.8676	0.00	0.00
NBNE	RECREATION SPECIALIST (114)	2	25.0610	0.00	0.00
NBNE	RECREATION SPECIALIST (114)	3	26.3140	0.00	0.00
NBNE	SR RECREATION LEADER (112)	1	21.2462	0.00	0.00
NBNE	SR RECREATION LEADER (112)	2	22.3086	0.00	0.00
NBNE	SR RECREATION LEADER (112)	3	23.4240	0.00	0.00
NBNE	STUDENT WORKER I (100)	1	15.5000	0.00	0.00
NBNE	STUDENT WORKER I (100)	2	16.2749	0.00	0.00
NBNE	STUDENT WORKER I (100)	3	17.0887	0.00	0.00
NBNE	STUDENT WORKER II (102)	1	16.2749	0.00	0.00
NBNE	STUDENT WORKER II (102)	2	17.0887	0.00	0.00
NBNE	STUDENT WORKER II (102)	3	17.9431	0.00	0.00
NBNE	STUDENT WORKER III (105)	1	18.7713	0.00	0.00
NBNE	STUDENT WORKER III (105)	2	19.7099	0.00	0.00
NBNE	STUDENT WORKER III (105)	3	20.6953	0.00	0.00

# Culver CITY

## Salary Schedule

Effective Date 07/01/2023

**Note:** For FIRE job titles, the printed hourly rates are for 40-hour employees. To determine the hourly rates for 56-hour employees, divide the annual rate by 2912. (Titles with two codes in parentheses indicate they are 40-hour & 56-hour positions. The first code is for 40-hr, the second one for 56-hr.)

Group	Title	Step	Hourly Rate	Monthly Rate	Annual Rate
PMGT	ASSISTANT CHIEF (605)	1	110.3220	19,122.48	229,469.76
PMGT	POLICE CAPTAIN (604)	1	95.5138	16,555.72	198,668.60
PMGT	POLICE CHIEF (606)	1	126.8706	21,990.91	263,890.90
PMGT	POLICE LIEUTENANT (603)	1	76.1997	13,207.96	158,495.48

# Culver CITY

## Salary Schedule Effective Date 07/01/2023

**Note:** For FIRE job titles, the printed hourly rates are for 40-hour employees. To determine the hourly rates for 56-hour employees, divide the annual rate by 2912. (Titles with two codes in parentheses indicate they are 40-hour & 56-hour positions. The first code is for 40-hr, the second one for 56-hr.)

Group	Title	Step	Hourly Rate	Monthly Rate	Annual Rate
POLC	POLICE OFFICER (601)	1	41.5435	7,200.87	86,410.48
POLC	POLICE OFFICER (601)	2	42.8090	7,420.23	89,042.72
POLC	POLICE OFFICER (601)	3	45.8511	7,947.53	95,370.34
POLC	POLICE OFFICER (601)	4	47.0066	8,147.82	97,773.78
POLC	POLICE OFFICER (601)	5	48.4257	8,393.80	100,725.56
POLC	POLICE OFFICER (601)	6	50.0353	8,672.78	104,073.32
POLC	POLICE OFFICER (601)	7	51.5627	8,937.54	107,250.52
POLC	POLICE OFFICER (601)	8	52.8647	9,163.22	109,958.68
POLC	POLICE OFFICER (601)	9	54.3146	9,414.54	112,974.42
POLC	POLICE SERGEANT (602)	1	62.5610	10,843.91	130,126.88



# Culver CITY

## Salary Schedule

Effective Date 07/01/2023

**Note:** For FIRE job titles, the printed hourly rates are for 40-hour employees. To determine the hourly rates for 56-hour employees, divide the annual rate by 2912. (Titles with two codes in parentheses indicate they are 40-hour & 56-hour positions. The first code is for 40-hr, the second one for 56-hr.)

Group	Title	Step	Hourly Rate	Monthly Rate	Annual Rate
POLR	POLICE RECRUIT (600)	1	41.5435	7,200.87	86,410.48

1  
2  
3  
4  
5  
6  
7  
8  
9  
10  
11  
12  
13  
14  
15  
16  
17  
18  
19  
20  
21  
22  
23  
24  
25  
26  
27  
28


**RESOLUTION NO. 2023-R 057**

A RESOLUTION OF THE CITY COUNCIL OF THE CITY OF CULVER CITY, CALIFORNIA, ADOPTING THE REVISED CLASSIFICATION AND SALARY PLAN FOR CITY EMPLOYEES EFFECTIVE RETROACTIVE TO JULY 1, 2023

NOW, THEREFORE, the City Council of the City of Culver City, DOES  
RESOLVE AS FOLLOWS:

1. The Classification and Salary Plan, attached hereto as Exhibit "A" and incorporated herein by this reference, is hereby adopted effective retroactive to July 1, 2023.
2. The Classification and Salary Plan, attached hereto as Exhibit "A" shall supersede and replace all previously adopted salary plans for City employees.
3. The City Manager and Chief Financial Officer are hereby authorized to adjust and pay salaries of the City employees in accordance with the Classification and Salary Plan adopted by this Resolution, effective retroactive to July 1, 2023.

APPROVED and ADOPTED this 28<sup>th</sup> day of August 2023.

  
\_\_\_\_\_  
ALBERT VERA, Mayor  
City of Culver City, California

ATTEST:

  
\_\_\_\_\_  
JEREMY BOCCHINO, City Clerk

APPROVED AS TO FORM:

  
\_\_\_\_\_  
HEATHER S. BAKER, City Attorney

2023-R \_\_\_\_\_

# Culver CITY

## Salary Schedule

### Effective Date 07/01/2023

**Note:** For FIRE job titles, the printed hourly rates are for 40-hour employees. To determine the hourly rates for 56-hour employees, divide the annual rate by 2912. (Titles with two codes in parentheses indicate they are 40-hour & 56-hour positions. The first code is for 40-hr, the second one for 56-hr.)

Group	Title	Step	Hourly Rate	Monthly Rate	Annual Rate
CCEA	ACCOUNT CLERK (205)	1	24.4270	4,234.01	50,808.16
CCEA	ACCOUNT CLERK (205)	2	25.6764	4,450.57	53,406.86
CCEA	ACCOUNT CLERK (205)	3	26.9885	4,678.01	56,136.08
CCEA	ACCOUNT CLERK (205)	4	28.3687	4,917.25	59,007.00
CCEA	ACCOUNT CLERK (205)	5	29.8208	5,168.93	62,027.16
CCEA	ACCOUNT CLERK-REG PT (205R)	1	24.4270	4,234.01	50,808.16
CCEA	ACCOUNT CLERK-REG PT (205R)	2	25.6764	4,450.57	53,406.86
CCEA	ACCOUNT CLERK-REG PT (205R)	3	26.9885	4,678.01	56,136.08
CCEA	ACCOUNTANT (419)	1	36.1724	6,269.88	75,238.54
CCEA	ACCOUNTANT (419)	2	38.0201	6,590.16	79,081.86
CCEA	ACCOUNTANT (419)	3	39.9629	6,926.90	83,122.78
CCEA	ACCOUNTANT (419)	4	42.0055	7,280.95	87,371.44
CCEA	ACCOUNTANT (419)	5	44.1521	7,653.04	91,836.42
CCEA	ACCOUNTANT II (428)	1	39.5658	6,858.06	82,296.76
CCEA	ACCOUNTANT II (428)	2	41.5880	7,208.59	86,503.04
CCEA	ACCOUNTANT II (428)	3	43.7129	7,576.90	90,922.78
CCEA	ACCOUNTANT II (428)	4	45.9470	7,964.15	95,569.76
CCEA	ACCOUNTANT II (428)	5	48.2954	8,371.20	100,454.38
CCEA	ACCOUNTING TECHNICIAN (223)	1	29.6718	5,143.10	61,717.24
CCEA	ACCOUNTING TECHNICIAN (223)	2	31.1613	5,401.28	64,815.40
CCEA	ACCOUNTING TECHNICIAN (223)	3	32.7405	5,675.02	68,100.24
CCEA	ACCOUNTING TECHNICIAN (223)	4	34.4136	5,965.03	71,580.34
CCEA	ACCOUNTING TECHNICIAN (223)	5	36.1724	6,269.88	75,238.54
CCEA	ADMIN CLERK (207)	1	24.1842	4,191.94	50,303.24
CCEA	ADMIN CLERK (207)	2	25.4208	4,406.26	52,875.16
CCEA	ADMIN CLERK (207)	3	26.7199	4,631.45	55,577.34
CCEA	ADMIN CLERK (207)	4	28.0864	4,868.31	58,419.66
CCEA	ADMIN CLERK (207)	5	29.5242	5,117.54	61,410.44
CCEA	ADMIN CLERK-REG PT (207R)	1	24.1842	4,191.94	50,303.24
CCEA	ADMIN CLERK-REG PT (207R)	2	25.4208	4,406.26	52,875.16
CCEA	ADMIN CLERK-REG PT (207R)	3	26.7199	4,631.45	55,577.34
CCEA	ADMIN SECRETARY (222)	1	29.5242	5,117.54	61,410.44
CCEA	ADMIN SECRETARY (222)	2	31.0084	5,374.79	64,497.42
CCEA	ADMIN SECRETARY (222)	3	32.5775	5,646.77	67,761.20
CCEA	ADMIN SECRETARY (222)	4	34.2429	5,935.43	71,225.18
CCEA	ADMIN SECRETARY (222)	5	35.9915	6,238.53	74,862.32
CCEA	ANIMAL SERVICES OFFICER (307)	1	28.0864	4,868.31	58,419.66
CCEA	ANIMAL SERVICES OFFICER (307)	2	29.5242	5,117.54	61,410.44
CCEA	ANIMAL SERVICES OFFICER (307)	3	31.0084	5,374.79	64,497.42
CCEA	ANIMAL SERVICES OFFICER (307)	4	32.5775	5,646.77	67,761.20
CCEA	ANIMAL SERVICES OFFICER (307)	5	34.2429	5,935.43	71,225.18

# Culver CITY

## Salary Schedule

Effective Date 07/01/2023

Group	Title	Step	Hourly Rate	Monthly Rate	Annual Rate
CCEA	ASSISTANT ENGINEER (425)	1	39.1499	6,785.98	81,431.74
CCEA	ASSISTANT ENGINEER (425)	2	41.1503	7,132.71	85,592.52
CCEA	ASSISTANT ENGINEER (425)	3	43.2522	7,497.06	89,964.68
CCEA	ASSISTANT ENGINEER (425)	4	45.4631	7,880.28	94,563.30
CCEA	ASSISTANT ENGINEER (425)	5	47.7857	8,282.86	99,394.36
CCEA	ASSISTANT PLANNER (420)	1	36.5345	6,332.65	75,991.76
CCEA	ASSISTANT PLANNER (420)	2	38.4013	6,656.22	79,874.60
CCEA	ASSISTANT PLANNER (420)	3	40.3632	6,996.30	83,955.56
CCEA	ASSISTANT PLANNER (420)	4	42.4266	7,353.95	88,247.38
CCEA	ASSISTANT PLANNER (420)	5	44.5937	7,729.58	92,755.00
CCEA	ASSOC ANL Y-RATE (495)	1	37.2420	6,455.28	77,463.36
CCEA	ASSOCIATE ANALYST (415)	1	35.4574	6,145.95	73,751.34
CCEA	ASSOCIATE ANALYST (415)	2	37.2690	6,459.96	77,519.52
CCEA	ASSOCIATE ANALYST (415)	3	39.1743	6,790.20	81,482.44
CCEA	ASSOCIATE ANALYST (415)	4	41.1760	7,137.17	85,646.08
CCEA	ASSOCIATE ANALYST (415)	5	43.2791	7,501.72	90,020.58
CCEA	ASSOCIATE ENGINEER (439)	1	46.8448	8,119.76	97,437.08
CCEA	ASSOCIATE ENGINEER (439)	2	49.2379	8,534.57	102,414.78
CCEA	ASSOCIATE ENGINEER (439)	3	51.7544	8,970.76	107,649.10
CCEA	ASSOCIATE ENGINEER (439)	4	54.3979	9,428.97	113,147.58
CCEA	ASSOCIATE ENGINEER (439)	5	57.1791	9,911.05	118,932.58
CCEA	ASSOCIATE PLANNER (431)	1	42.0055	7,280.95	87,371.44
CCEA	ASSOCIATE PLANNER (431)	2	44.1521	7,653.04	91,836.42
CCEA	ASSOCIATE PLANNER (431)	3	46.4080	8,044.05	96,528.64
CCEA	ASSOCIATE PLANNER (431)	4	48.7794	8,455.09	101,461.10
CCEA	ASSOCIATE PLANNER (431)	5	51.2716	8,887.08	106,644.98
CCEA	AUDIO VISUAL OP/ANALYST-REG PT (455R)	1	44.1521	7,653.04	91,836.42
CCEA	AUDIO VISUAL OP/ANALYST-REG PT (455R)	2	46.4080	8,044.05	96,528.64
CCEA	AUDIO VISUAL OP/ANALYST-REG PT (455R)	3	48.7794	8,455.09	101,461.10
CCEA	AUTOMATED ENFORCEMENT TECH (219)	1	28.0864	4,868.31	58,419.66
CCEA	AUTOMATED ENFORCEMENT TECH (219)	2	29.5242	5,117.54	61,410.44
CCEA	AUTOMATED ENFORCEMENT TECH (219)	3	31.0084	5,374.79	64,497.42
CCEA	AUTOMATED ENFORCEMENT TECH (219)	4	32.5775	5,646.77	67,761.20
CCEA	AUTOMATED ENFORCEMENT TECH (219)	5	34.2429	5,935.43	71,225.18
CCEA	BICYCLE/PEDESTRIAN COORD (456)	1	46.8448	8,119.76	97,437.08
CCEA	BICYCLE/PEDESTRIAN COORD (456)	2	49.2379	8,534.57	102,414.78
CCEA	BICYCLE/PEDESTRIAN COORD (456)	3	51.7544	8,970.76	107,649.10
CCEA	BICYCLE/PEDESTRIAN COORD (456)	4	54.3979	9,428.97	113,147.58
CCEA	BICYCLE/PEDESTRIAN COORD (456)	5	57.1791	9,911.05	118,932.58
CCEA	BUILDING AND SAFETY INSPECTOR (327)	1	35.4574	6,145.95	73,751.34

# Culver CITY

## Salary Schedule Effective Date 07/01/2023

**Note:** For FIRE job titles, the printed hourly rates are for 40-hour employees. To determine the hourly rates for 56-hour employees, divide the annual rate by 2912. (Titles with two codes in parentheses indicate they are 40-hour & 56-hour positions. The first code is for 40-hr, the second one for 56-hr.)

Group	Title	Step	Hourly Rate	Monthly Rate	Annual Rate
CCEA	BUILDING AND SAFETY INSPECTOR (327)	2	37.2690	6,459.96	77,519.52
CCEA	BUILDING AND SAFETY INSPECTOR (327)	3	39.1743	6,790.20	81,482.44
CCEA	BUILDING AND SAFETY INSPECTOR (327)	4	41.1760	7,137.17	85,646.08
CCEA	BUILDING AND SAFETY INSPECTOR (327)	5	43.2791	7,501.72	90,020.58
CCEA	BUILDING ENGINEER (433)	1	43.7129	7,576.90	90,922.78
CCEA	BUILDING ENGINEER (433)	2	45.9470	7,964.15	95,569.76
CCEA	BUILDING ENGINEER (433)	3	48.2954	8,371.20	100,454.38
CCEA	BUILDING ENGINEER (433)	4	50.7632	8,798.96	105,587.56
CCEA	BUILDING ENGINEER (433)	5	53.3567	9,248.50	110,982.04
CCEA	BUS OPERATOR (305)	0	24.7955	4,297.89	51,574.64
CCEA	BUS OPERATOR (305)	1	27.3944	4,748.36	56,980.30
CCEA	BUS OPERATOR (305)	2	28.7962	4,991.35	59,896.20
CCEA	BUS OPERATOR (305)	3	30.2624	5,245.48	62,945.74
CCEA	BUS OPERATOR (305)	4	31.7763	5,507.88	66,094.60
CCEA	BUS OPERATOR (305)	5	33.4006	5,789.44	69,473.30
CCEA	BUS OPERATOR-REG PT (305R)	1	22.4409	3,889.75	46,677.02
CCEA	BUS OPERATOR-REG PT (305R)	2	23.5874	4,088.48	49,061.74
CCEA	BUS OPERATOR-REG PT (305R)	3	24.7955	4,297.89	51,574.64
CCEA	BUSINESS TAX INSPECTOR (224)	1	29.8208	5,168.93	62,027.16
CCEA	BUSINESS TAX INSPECTOR (224)	2	31.3140	5,427.76	65,133.12
CCEA	BUSINESS TAX INSPECTOR (224)	3	32.9035	5,703.27	68,439.28
CCEA	BUSINESS TAX INSPECTOR (224)	4	34.5854	5,994.80	71,937.58
CCEA	BUSINESS TAX INSPECTOR (224)	5	36.3523	6,301.06	75,612.68
CCEA	BUYER (434)	1	43.9326	7,614.99	91,379.86
CCEA	BUYER (434)	2	46.1771	8,004.04	96,048.42
CCEA	BUYER (434)	3	48.5369	8,413.06	100,956.70
CCEA	BUYER (434)	4	51.0174	8,843.01	106,116.14
CCEA	BUYER (434)	5	53.6237	9,294.78	111,537.40
CCEA	CASE MGR-MNTL HLTH/SUB/DISPTCH (460)	1	35.6345	6,176.65	74,119.76
CCEA	CASE MGR-MNTL HLTH/SUB/DISPTCH (460)	2	37.4550	6,492.20	77,906.40
CCEA	CASE MGR-MNTL HLTH/SUB/DISPTCH (460)	3	39.3695	6,824.05	81,888.56
CCEA	CASE MGR-MNTL HLTH/SUB/DISPTCH (460)	4	41.3814	7,172.77	86,073.26
CCEA	CASE MGR-MNTL HLTH/SUB/DISPTCH (460)	5	43.4960	7,539.31	90,471.68
CCEA	CEMENT FINISHER (314)	1	30.4090	5,270.89	63,250.72
CCEA	CEMENT FINISHER (314)	2	31.9343	5,535.27	66,423.24
CCEA	CEMENT FINISHER (314)	3	33.5661	5,818.13	69,817.54
CCEA	CEMENT FINISHER (314)	4	35.2815	6,115.46	73,385.52
CCEA	CEMENT FINISHER (314)	5	37.0842	6,427.94	77,135.24
CCEA	CITY CLERK SPECIALIST (452)	1	33.7331	5,847.08	70,164.90
CCEA	CITY CLERK SPECIALIST (452)	2	35.4574	6,145.95	73,751.34
CCEA	CITY CLERK SPECIALIST (452)	3	37.2690	6,459.96	77,519.52

# Culver CITY

## Salary Schedule Effective Date 07/01/2023

**Note:** For FIRE job titles, the printed hourly rates are for 40-hour employees. To determine the hourly rates for 56-hour employees, divide the annual rate by 2912. (Titles with two codes in parentheses indicate they are 40-hour & 56-hour positions. The first code is for 40-hr, the second one for 56-hr.)

Group	Title	Step	Hourly Rate	Monthly Rate	Annual Rate
CCEA	CITY CLERK SPECIALIST (452)	4	39.1743	6,790.20	81,482.44
CCEA	CITY CLERK SPECIALIST (452)	5	41.1760	7,137.17	85,646.08
CCEA	CLAIMS/SAFETY TECHNICIAN (402)	1	33.7331	5,847.08	70,164.90
CCEA	CLAIMS/SAFETY TECHNICIAN (402)	2	35.4574	6,145.95	73,751.34
CCEA	CLAIMS/SAFETY TECHNICIAN (402)	3	37.2690	6,459.96	77,519.52
CCEA	CLAIMS/SAFETY TECHNICIAN (402)	4	39.1743	6,790.20	81,482.44
CCEA	CLAIMS/SAFETY TECHNICIAN (402)	5	41.1760	7,137.17	85,646.08
CCEA	CLERK (200)	1	19.5089	3,381.54	40,578.46
CCEA	CLERK (200)	2	20.5060	3,554.37	42,652.48
CCEA	CLERK (200)	3	21.5548	3,736.16	44,833.88
CCEA	CLERK (200)	4	22.6579	3,927.37	47,128.38
CCEA	CLERK (200)	5	23.8150	4,127.93	49,535.20
CCEA	CLERK TYPIST (202)	1	20.8231	3,609.34	43,312.10
CCEA	CLERK TYPIST (202)	2	21.8887	3,794.05	45,528.60
CCEA	CLERK TYPIST (202)	3	23.0070	3,987.88	47,854.56
CCEA	CLERK TYPIST (202)	4	24.1842	4,191.94	50,303.24
CCEA	CLERK TYPIST (202)	5	25.4208	4,406.26	52,875.16
CCEA	CLERK TYPIST-REG PT (202R)	1	20.8231	3,609.34	43,312.10
CCEA	CLERK TYPIST-REG PT (202R)	2	21.8887	3,794.05	45,528.60
CCEA	CLERK TYPIST-REG PT (202R)	3	23.0070	3,987.88	47,854.56
CCEA	CLERK-REG PT (200R)	1	19.5089	3,381.54	40,578.46
CCEA	CLERK-REG PT (200R)	2	20.5060	3,554.37	42,652.48
CCEA	CLERK-REG PT (200R)	3	21.5548	3,736.16	44,833.88
CCEA	COACH CLEANER (231)	1	22.6653	3,928.64	47,143.72
CCEA	COACH CLEANER (231)	2	23.8247	4,129.62	49,555.48
CCEA	COACH CLEANER (231)	3	25.0434	4,340.85	52,090.22
CCEA	COACH CLEANER (231)	4	26.3233	4,562.70	54,752.36
CCEA	COACH CLEANER (231)	5	27.6689	4,795.94	57,551.26
CCEA	CODE ENFORCEMENT ANALYST (429)	1	40.7691	7,066.65	84,799.78
CCEA	CODE ENFORCEMENT ANALYST (429)	2	42.8517	7,427.64	89,131.64
CCEA	CODE ENFORCEMENT ANALYST (429)	3	45.0420	7,807.28	93,687.36
CCEA	CODE ENFORCEMENT ANALYST (429)	4	47.3429	8,206.10	98,473.18
CCEA	CODE ENFORCEMENT ANALYST (429)	5	49.7632	8,625.63	103,507.56
CCEA	CODE ENFORCEMENT OFFICER (228)	1	33.0639	5,731.07	68,772.86
CCEA	CODE ENFORCEMENT OFFICER (228)	2	34.7535	6,023.94	72,287.28
CCEA	CODE ENFORCEMENT OFFICER (228)	3	36.5293	6,331.74	75,980.84
CCEA	CODE ENFORCEMENT OFFICER (228)	4	38.3957	6,655.26	79,863.16
CCEA	CODE ENFORCEMENT OFFICER (228)	5	40.3571	6,995.24	83,942.82
CCEA	COMM SVCS OFFICER-REG PT (201R)	1	19.4184	3,365.85	40,390.22
CCEA	COMM SVCS OFFICER-REG PT (201R)	2	20.4109	3,537.89	42,454.62

# Culver CITY

## Salary Schedule Effective Date 07/01/2023

**Note:** For FIRE job titles, the printed hourly rates are for 40-hour employees. To determine the hourly rates for 56-hour employees, divide the annual rate by 2912. (Titles with two codes in parentheses indicate they are 40-hour & 56-hour positions. The first code is for 40-hr, the second one for 56-hr.)

Group	Title	Step	Hourly Rate	Monthly Rate	Annual Rate
CCEA	COMM SVCS OFFICER-REG PT (201R)	3	21.4547	3,718.82	44,625.88
CCEA	COMMUNICATION SUPERVISOR (453)	1	47.1453	8,171.84	98,062.12
CCEA	COMMUNICATION SUPERVISOR (453)	2	49.5557	8,589.66	103,075.96
CCEA	COMMUNICATION SUPERVISOR (453)	3	52.0876	9,028.52	108,342.26
CCEA	COMMUNICATION SUPERVISOR (453)	4	54.7480	9,489.65	113,875.84
CCEA	COMMUNICATION SUPERVISOR (453)	5	57.5466	9,974.75	119,696.98
CCEA	COMMUNICATIONS TECHNICIAN (333)	1	40.9960	7,105.97	85,271.68
CCEA	COMMUNICATIONS TECHNICIAN (333)	2	43.0919	7,469.26	89,631.10
CCEA	COMMUNICATIONS TECHNICIAN (333)	3	45.2935	7,850.87	94,210.48
CCEA	COMMUNICATIONS TECHNICIAN (333)	4	47.6070	8,251.88	99,022.56
CCEA	COMMUNICATIONS TECHNICIAN (333)	5	50.0405	8,673.69	104,084.24
CCEA	COMPUTER PROGRAMMER (422)	1	37.4550	6,492.20	77,906.40
CCEA	COMPUTER PROGRAMMER (422)	2	39.3695	6,824.05	81,888.56
CCEA	COMPUTER PROGRAMMER (422)	3	41.3814	7,172.77	86,073.26
CCEA	COMPUTER PROGRAMMER (422)	4	43.4960	7,539.31	90,471.68
CCEA	COMPUTER PROGRAMMER (422)	5	45.7186	7,924.56	95,094.74
CCEA	CUSTODIAN (203)	1	21.1376	3,663.86	43,966.26
CCEA	CUSTODIAN (203)	2	22.2175	3,851.03	46,212.40
CCEA	CUSTODIAN (203)	3	23.3537	4,047.98	48,575.80
CCEA	CUSTODIAN (203)	4	24.5488	4,255.12	51,061.40
CCEA	CUSTODIAN (203)	5	25.8035	4,472.61	53,671.28
CCEA	CUSTODIAN-REG PT (203R)	1	21.1376	3,663.86	43,966.26
CCEA	CUSTODIAN-REG PT (203R)	2	22.2175	3,851.03	46,212.40
CCEA	CUSTODIAN-REG PT (203R)	3	23.3537	4,047.98	48,575.80
CCEA	ELEC FLEET SVCS TECH (338)	1	35.3027	6,119.14	73,429.72
CCEA	ELEC FLEET SVCS TECH (338)	2	37.1063	6,431.75	77,181.00
CCEA	ELEC FLEET SVCS TECH (338)	3	39.0031	6,760.54	81,126.50
CCEA	ELEC FLEET SVCS TECH (338)	4	40.9960	7,105.97	85,271.68
CCEA	ELEC FLEET SVCS TECH (338)	5	43.0919	7,469.26	89,631.10
CCEA	ELECTRICAL MAINT CREWLEADER (337)	1	43.8859	7,606.89	91,282.62
CCEA	ELECTRICAL MAINT CREWLEADER (337)	2	46.1293	7,995.74	95,948.84
CCEA	ELECTRICAL MAINT CREWLEADER (337)	3	48.4860	8,404.24	100,850.88
CCEA	ELECTRICAL MAINT CREWLEADER (337)	4	50.9638	8,833.72	106,004.60
CCEA	ELECTRICAL MAINT CREWLEADER (337)	5	53.5683	9,285.16	111,421.96
CCEA	ENGINEERING DRAWING & DOC TECH (432)	1	42.0055	7,280.95	87,371.44
CCEA	ENGINEERING DRAWING & DOC TECH (432)	2	44.1521	7,653.04	91,836.42
CCEA	ENGINEERING DRAWING & DOC TECH (432)	3	46.4080	8,044.05	96,528.64
CCEA	ENGINEERING DRAWING & DOC TECH (432)	4	48.7794	8,455.09	101,461.10
CCEA	ENGINEERING DRAWING & DOC TECH (432)	5	51.2716	8,887.08	106,644.98
CCEA	ENGINEERING TECHNICIAN (406)	1	32.7405	5,675.02	68,100.24

# Culver CITY

## Salary Schedule Effective Date 07/01/2023

**Note:** For FIRE job titles, the printed hourly rates are for 40-hour employees. To determine the hourly rates for 56-hour employees, divide the annual rate by 2912. (Titles with two codes in parentheses indicate they are 40-hour & 56-hour positions. The first code is for 40-hr, the second one for 56-hr.)

Group	Title	Step	Hourly Rate	Monthly Rate	Annual Rate
CCEA	ENGINEERING TECHNICIAN (406)	2	34.4136	5,965.03	71,580.34
CCEA	ENGINEERING TECHNICIAN (406)	3	36.1724	6,269.88	75,238.54
CCEA	ENGINEERING TECHNICIAN (406)	4	38.0201	6,590.16	79,081.86
CCEA	ENGINEERING TECHNICIAN (406)	5	39.9629	6,926.90	83,122.78
CCEA	ENVIRONMENTAL COMPLIANCE INSP (451)	1	35.6345	6,176.65	74,119.76
CCEA	ENVIRONMENTAL COMPLIANCE INSP (451)	2	37.4550	6,492.20	77,906.40
CCEA	ENVIRONMENTAL COMPLIANCE INSP (451)	3	39.3695	6,824.05	81,888.56
CCEA	ENVIRONMENTAL COMPLIANCE INSP (451)	4	41.3814	7,172.77	86,073.26
CCEA	ENVIRONMENTAL COMPLIANCE INSP (451)	5	43.4960	7,539.31	90,471.68
CCEA	FACILITIES LEADWORKER (332)	1	37.2690	6,459.96	77,519.52
CCEA	FACILITIES LEADWORKER (332)	2	39.1743	6,790.20	81,482.44
CCEA	FACILITIES LEADWORKER (332)	3	41.1760	7,137.17	85,646.08
CCEA	FACILITIES LEADWORKER (332)	4	43.2791	7,501.72	90,020.58
CCEA	FACILITIES LEADWORKER (332)	5	45.4913	7,885.15	94,621.80
CCEA	FACILITIES MAINT CREW LEADER (322)	1	33.7331	5,847.08	70,164.90
CCEA	FACILITIES MAINT CREW LEADER (322)	2	35.4574	6,145.95	73,751.34
CCEA	FACILITIES MAINT CREW LEADER (322)	3	37.2690	6,459.96	77,519.52
CCEA	FACILITIES MAINT CREW LEADER (322)	4	39.1743	6,790.20	81,482.44
CCEA	FACILITIES MAINT CREW LEADER (322)	5	41.1760	7,137.17	85,646.08
CCEA	FACILITIES MAINTENANCE WORKER (303)	1	27.2581	4,724.74	56,696.90
CCEA	FACILITIES MAINTENANCE WORKER (303)	2	28.6522	4,966.39	59,596.68
CCEA	FACILITIES MAINTENANCE WORKER (303)	3	30.1187	5,220.58	62,647.00
CCEA	FACILITIES MAINTENANCE WORKER (303)	4	31.6211	5,481.00	65,771.94
CCEA	FACILITIES MAINTENANCE WORKER (303)	5	33.2336	5,760.50	69,125.94
CCEA	FIRE PREVENTION SPECIALIST (437)	1	45.3115	7,853.99	94,247.92
CCEA	FIRE PREVENTION SPECIALIST (437)	2	47.6277	8,255.48	99,065.72
CCEA	FIRE PREVENTION SPECIALIST (437)	3	50.0609	8,677.22	104,126.62
CCEA	FIRE PREVENTION SPECIALIST (437)	4	52.6199	9,120.78	109,449.34
CCEA	FIRE PREVENTION SPECIALIST (437)	5	55.3082	9,586.76	115,041.16
CCEA	FIRE PREVENTION SPECIALIST-REG PT (437R)	1	45.3115	7,853.99	94,247.92
CCEA	FIRE PREVENTION SPECIALIST-REG PT (437R)	2	47.6277	8,255.48	99,065.72
CCEA	FIRE PREVENTION SPECIALIST-REG PT (437R)	3	50.0609	8,677.22	104,126.62
CCEA	FLEET SERVICES ASSISTANT (210)	1	24.4270	4,234.01	50,808.16
CCEA	FLEET SERVICES ASSISTANT (210)	2	25.6764	4,450.57	53,406.86
CCEA	FLEET SERVICES ASSISTANT (210)	3	26.9885	4,678.01	56,136.08
CCEA	FLEET SERVICES ASSISTANT (210)	4	28.3687	4,917.25	59,007.00
CCEA	FLEET SERVICES ASSISTANT (210)	5	29.8208	5,168.93	62,027.16
CCEA	FLEET SERVICES ASSISTANT-REG PT (210R)	1	24.4270	4,234.01	50,808.16
CCEA	FLEET SERVICES ASSISTANT-REG PT (210R)	2	25.6764	4,450.57	53,406.86



## Salary Schedule Effective Date 07/01/2023

**Note:** For FIRE job titles, the printed hourly rates are for 40-hour employees. To determine the hourly rates for 56-hour employees, divide the annual rate by 2912. (Titles with two codes in parentheses indicate they are 40-hour & 56-hour positions. The first code is for 40-hr, the second one for 56-hr.)

Group	Title	Step	Hourly Rate	Monthly Rate	Annual Rate
CCEA	FLEET SERVICES ASSISTANT-REG PT (210R)	3	26.9885	4,678.01	56,136.08
CCEA	FLEET SERVICES SUPERVISOR (427)	1	40.1569	6,960.53	83,526.30
CCEA	FLEET SERVICES SUPERVISOR (427)	2	42.2091	7,316.25	87,794.98
CCEA	FLEET SERVICES SUPERVISOR (427)	3	44.3659	7,690.09	92,281.02
CCEA	FLEET SERVICES SUPERVISOR (427)	4	46.6332	8,083.10	96,997.16
CCEA	FLEET SERVICES SUPERVISOR (427)	5	49.0165	8,496.19	101,954.32
CCEA	FLEET SERVICES TECHNICIAN (309)	1	28.2262	4,892.55	58,710.60
CCEA	FLEET SERVICES TECHNICIAN (309)	2	29.6718	5,143.10	61,717.24
CCEA	FLEET SERVICES TECHNICIAN (309)	3	31.1613	5,401.28	64,815.40
CCEA	FLEET SERVICES TECHNICIAN (309)	4	32.7405	5,675.02	68,100.24
CCEA	FLEET SERVICES TECHNICIAN (309)	5	34.4136	5,965.03	71,580.34
CCEA	FORENSIC SPECIALIST (335)	1	39.7649	6,892.58	82,710.94
CCEA	FORENSIC SPECIALIST (335)	2	41.7962	7,244.68	86,936.20
CCEA	FORENSIC SPECIALIST (335)	3	43.9326	7,614.99	91,379.86
CCEA	FORENSIC SPECIALIST (335)	4	46.1771	8,004.04	96,048.42
CCEA	FORENSIC SPECIALIST (335)	5	48.5369	8,413.06	100,956.70
CCEA	GIS ANALYST (438)	1	46.4080	8,044.05	96,528.64
CCEA	GIS ANALYST (438)	2	48.7794	8,455.09	101,461.10
CCEA	GIS ANALYST (438)	3	51.2716	8,887.08	106,644.98
CCEA	GIS ANALYST (438)	4	53.8923	9,341.32	112,095.88
CCEA	GIS ANALYST (438)	5	56.6461	9,818.66	117,823.94
CCEA	GIS TECHNICIAN (424)	1	38.5940	6,689.63	80,275.52
CCEA	GIS TECHNICIAN (424)	2	40.5661	7,031.46	84,377.54
CCEA	GIS TECHNICIAN (424)	3	42.6384	7,390.65	88,687.82
CCEA	GIS TECHNICIAN (424)	4	44.8172	7,768.32	93,219.88
CCEA	GIS TECHNICIAN (424)	5	47.1078	8,165.34	97,984.12
CCEA	GRAPHIC SERVICES ASSISTANT (209)	1	24.3038	4,212.65	50,551.80
CCEA	GRAPHIC SERVICES ASSISTANT (209)	2	25.5479	4,428.30	53,139.58
CCEA	GRAPHIC SERVICES ASSISTANT (209)	3	26.8538	4,654.65	55,855.80
CCEA	GRAPHIC SERVICES ASSISTANT (209)	4	28.2262	4,892.55	58,710.60
CCEA	GRAPHIC SERVICES ASSISTANT (209)	5	29.6718	5,143.10	61,717.24
CCEA	GRAPHIC SERVICES SUPERVISOR (413)	1	34.5854	5,994.80	71,937.58
CCEA	GRAPHIC SERVICES SUPERVISOR (413)	2	36.3523	6,301.06	75,612.68
CCEA	GRAPHIC SERVICES SUPERVISOR (413)	3	38.2100	6,623.07	79,476.80
CCEA	GRAPHIC SERVICES SUPERVISOR (413)	4	40.1629	6,961.57	83,538.78
CCEA	GRAPHIC SERVICES SUPERVISOR (413)	5	42.2146	7,317.20	87,806.42
CCEA	HEAVY EQUIPMENT OPERATOR (313)	1	29.8208	5,168.93	62,027.16
CCEA	HEAVY EQUIPMENT OPERATOR (313)	2	31.3140	5,427.76	65,133.12
CCEA	HEAVY EQUIPMENT OPERATOR (313)	3	32.9035	5,703.27	68,439.28
CCEA	HEAVY EQUIPMENT OPERATOR (313)	4	34.5854	5,994.80	71,937.58
CCEA	HEAVY EQUIPMENT OPERATOR (313)	5	36.3523	6,301.06	75,612.68

# Culver CITY

## Salary Schedule Effective Date 07/01/2023

**Note:** For FIRE job titles, the printed hourly rates are for 40-hour employees. To determine the hourly rates for 56-hour employees, divide the annual rate by 2912. (Titles with two codes in parentheses indicate they are 40-hour & 56-hour positions. The first code is for 40-hr, the second one for 56-hr.)

Group	Title	Step	Hourly Rate	Monthly Rate	Annual Rate
CCEA	HEAVY EQUIPMENT OPERATOR-REG PT (313R)	1	29.8208	5,168.93	62,027.16
CCEA	HEAVY EQUIPMENT OPERATOR-REG PT (313R)	2	31.3140	5,427.76	65,133.12
CCEA	HEAVY EQUIPMENT OPERATOR-REG PT (313R)	3	32.9035	5,703.27	68,439.28
CCEA	HEAVY TRUCK DRIVER (312)	1	28.6522	4,966.39	59,596.68
CCEA	HEAVY TRUCK DRIVER (312)	2	30.1187	5,220.58	62,647.00
CCEA	HEAVY TRUCK DRIVER (312)	3	31.6211	5,481.00	65,771.94
CCEA	HEAVY TRUCK DRIVER (312)	4	33.2336	5,760.50	69,125.94
CCEA	HEAVY TRUCK DRIVER (312)	5	34.9321	6,054.90	72,658.82
CCEA	HEAVY TRUCK DRIVER-REG PT (312R)	1	28.6522	4,966.39	59,596.68
CCEA	HEAVY TRUCK DRIVER-REG PT (312R)	2	30.1187	5,220.58	62,647.00
CCEA	HEAVY TRUCK DRIVER-REG PT (312R)	3	31.6211	5,481.00	65,771.94
CCEA	HOUSING ASSISTANT (409)	1	32.9035	5,703.27	68,439.28
CCEA	HOUSING ASSISTANT (409)	2	34.5854	5,994.80	71,937.58
CCEA	HOUSING ASSISTANT (409)	3	36.3523	6,301.06	75,612.68
CCEA	HOUSING ASSISTANT (409)	4	38.2100	6,623.07	79,476.80
CCEA	HOUSING ASSISTANT (409)	5	40.1629	6,961.57	83,538.78
CCEA	HOUSING SPECIALIST (426)	1	39.1743	6,790.20	81,482.44
CCEA	HOUSING SPECIALIST (426)	2	41.1760	7,137.17	85,646.08
CCEA	HOUSING SPECIALIST (426)	3	43.2791	7,501.72	90,020.58
CCEA	HOUSING SPECIALIST (426)	4	45.4913	7,885.15	94,621.80
CCEA	HOUSING SPECIALIST (426)	5	47.8164	8,288.17	99,458.06
CCEA	HUMAN RESOURCES ASSOCIATE (410)	1	37.1063	6,431.75	77,181.00
CCEA	HUMAN RESOURCES ASSOCIATE (410)	2	39.0031	6,760.54	81,126.50
CCEA	HUMAN RESOURCES ASSOCIATE (410)	3	40.9960	7,105.97	85,271.68
CCEA	HUMAN RESOURCES ASSOCIATE (410)	4	43.0919	7,469.26	89,631.10
CCEA	HUMAN RESOURCES ASSOCIATE (410)	5	45.2935	7,850.87	94,210.48
CCEA	HUMAN RESOURCES TECHNICIAN (411)	1	33.7331	5,847.08	70,164.90
CCEA	HUMAN RESOURCES TECHNICIAN (411)	2	35.4574	6,145.95	73,751.34
CCEA	HUMAN RESOURCES TECHNICIAN (411)	3	37.2690	6,459.96	77,519.52
CCEA	HUMAN RESOURCES TECHNICIAN (411)	4	39.1743	6,790.20	81,482.44
CCEA	HUMAN RESOURCES TECHNICIAN (411)	5	41.1760	7,137.17	85,646.08
CCEA	HVAC MAINTENANCE WORKER (326)	1	34.9321	6,054.90	72,658.82
CCEA	HVAC MAINTENANCE WORKER (326)	2	36.7168	6,364.24	76,370.84
CCEA	HVAC MAINTENANCE WORKER (326)	3	38.5940	6,689.63	80,275.52
CCEA	HVAC MAINTENANCE WORKER (326)	4	40.5661	7,031.46	84,377.54
CCEA	HVAC MAINTENANCE WORKER (326)	5	42.6384	7,390.65	88,687.82
CCEA	HVAC TECHNICIAN (339)	1	36.6786	6,357.63	76,291.54
CCEA	HVAC TECHNICIAN (339)	2	38.5455	6,681.22	80,174.64
CCEA	HVAC TECHNICIAN (339)	3	40.5237	7,024.12	84,289.40

# Culver CITY

## Salary Schedule Effective Date 07/01/2023

**Note:** For FIRE job titles, the printed hourly rates are for 40-hour employees. To determine the hourly rates for 56-hour employees, divide the annual rate by 2912. (Titles with two codes in parentheses indicate they are 40-hour & 56-hour positions. The first code is for 40-hr, the second one for 56-hr.)

Group	Title	Step	Hourly Rate	Monthly Rate	Annual Rate
CCEA	HVAC TECHNICIAN (339)	4	42.5943	7,383.00	88,596.04
CCEA	HVAC TECHNICIAN (339)	5	44.7704	7,760.20	93,122.38
CCEA	INFORMATION SYSTEMS ANALYST (435)	1	44.1521	7,653.04	91,836.42
CCEA	INFORMATION SYSTEMS ANALYST (435)	2	46.4080	8,044.05	96,528.64
CCEA	INFORMATION SYSTEMS ANALYST (435)	3	48.7794	8,455.09	101,461.10
CCEA	INFORMATION SYSTEMS ANALYST (435)	4	51.2716	8,887.08	106,644.98
CCEA	INFORMATION SYSTEMS ANALYST (435)	5	53.8923	9,341.32	112,095.88
CCEA	INFORMATION TECHNOLOGY ANALYST (418)	1	35.8130	6,207.59	74,491.04
CCEA	INFORMATION TECHNOLOGY ANALYST (418)	2	37.6427	6,524.74	78,296.92
CCEA	INFORMATION TECHNOLOGY ANALYST (418)	3	39.5658	6,858.06	82,296.76
CCEA	INFORMATION TECHNOLOGY ANALYST (418)	4	41.5880	7,208.59	86,503.04
CCEA	INFORMATION TECHNOLOGY ANALYST (418)	5	43.7129	7,576.90	90,922.78
CCEA	IRRIGATION MAINTENANCE TECHNIC (304)	1	27.2581	4,724.74	56,696.90
CCEA	IRRIGATION MAINTENANCE TECHNIC (304)	2	28.6522	4,966.39	59,596.68
CCEA	IRRIGATION MAINTENANCE TECHNIC (304)	3	30.1187	5,220.58	62,647.00
CCEA	IRRIGATION MAINTENANCE TECHNIC (304)	4	31.6211	5,481.00	65,771.94
CCEA	IRRIGATION MAINTENANCE TECHNIC (304)	5	33.2336	5,760.50	69,125.94
CCEA	IT SECURITY ANALYST (461)	1	48.5369	8,413.06	100,956.70
CCEA	IT SECURITY ANALYST (461)	2	51.0174	8,843.01	106,116.14
CCEA	IT SECURITY ANALYST (461)	3	53.6237	9,294.78	111,537.40
CCEA	IT SECURITY ANALYST (461)	4	56.3639	9,769.74	117,236.86
CCEA	IT SECURITY ANALYST (461)	5	59.2449	10,269.11	123,229.34
CCEA	JAILER (218)	1	27.2581	4,724.74	56,696.90
CCEA	JAILER (218)	2	28.6522	4,966.39	59,596.68
CCEA	JAILER (218)	3	30.1187	5,220.58	62,647.00
CCEA	JAILER (218)	4	31.6211	5,481.00	65,771.94
CCEA	JAILER (218)	5	33.2336	5,760.50	69,125.94
CCEA	JAILER - Y-RATE (297)	1	30.8037	5,339.32	64,071.80
CCEA	LABORER (204)	1	22.6653	3,928.64	47,143.72
CCEA	LABORER (204)	2	23.8247	4,129.62	49,555.48
CCEA	LABORER (204)	3	25.0434	4,340.85	52,090.22
CCEA	LABORER (204)	4	26.3233	4,562.70	54,752.36
CCEA	LABORER (204)	5	27.6689	4,795.94	57,551.26
CCEA	LABORER-REG PT (204R)	1	22.6653	3,928.64	47,143.72
CCEA	LABORER-REG PT (204R)	2	23.8247	4,129.62	49,555.48
CCEA	LABORER-REG PT (204R)	3	25.0434	4,340.85	52,090.22
CCEA	LEGAL SECRETARY (412)	1	34.4136	5,965.03	71,580.34
CCEA	LEGAL SECRETARY (412)	2	36.1724	6,269.88	75,238.54
CCEA	LEGAL SECRETARY (412)	3	38.0201	6,590.16	79,081.86
CCEA	LEGAL SECRETARY (412)	4	39.9629	6,926.90	83,122.78

## Salary Schedule Effective Date 07/01/2023

**Note:** For FIRE job titles, the printed hourly rates are for 40-hour employees. To determine the hourly rates for 56-hour employees, divide the annual rate by 2912. (Titles with two codes in parentheses indicate they are 40-hour & 56-hour positions. The first code is for 40-hr, the second one for 56-hr.)

Group	Title	Step	Hourly Rate	Monthly Rate	Annual Rate
CCEA	LEGAL SECRETARY (412)	5	42.0055	7,280.95	87,371.44
CCEA	MAINTENANCE CARPENTER (319)	1	31.6211	5,481.00	65,771.94
CCEA	MAINTENANCE CARPENTER (319)	2	33.2336	5,760.50	69,125.94
CCEA	MAINTENANCE CARPENTER (319)	3	34.9321	6,054.90	72,658.82
CCEA	MAINTENANCE CARPENTER (319)	4	36.7168	6,364.24	76,370.84
CCEA	MAINTENANCE CARPENTER (319)	5	38.5940	6,689.63	80,275.52
CCEA	MAINTENANCE ELECTRICIAN (328)	1	35.4574	6,145.95	73,751.34
CCEA	MAINTENANCE ELECTRICIAN (328)	2	37.2690	6,459.96	77,519.52
CCEA	MAINTENANCE ELECTRICIAN (328)	3	39.1743	6,790.20	81,482.44
CCEA	MAINTENANCE ELECTRICIAN (328)	4	41.1760	7,137.17	85,646.08
CCEA	MAINTENANCE ELECTRICIAN (328)	5	43.2791	7,501.72	90,020.58
CCEA	MAINTENANCE PAINTER (317)	1	31.4670	5,454.28	65,451.36
CCEA	MAINTENANCE PAINTER (317)	2	33.0680	5,731.79	68,781.44
CCEA	MAINTENANCE PAINTER (317)	3	34.7588	6,024.85	72,298.20
CCEA	MAINTENANCE PAINTER (317)	4	36.5345	6,332.65	75,991.76
CCEA	MAINTENANCE PAINTER (317)	5	38.4013	6,656.22	79,874.60
CCEA	MAINTENANCE PLUMBER (329)	1	35.4574	6,145.95	73,751.34
CCEA	MAINTENANCE PLUMBER (329)	2	37.2690	6,459.96	77,519.52
CCEA	MAINTENANCE PLUMBER (329)	3	39.1743	6,790.20	81,482.44
CCEA	MAINTENANCE PLUMBER (329)	4	41.1760	7,137.17	85,646.08
CCEA	MAINTENANCE PLUMBER (329)	5	43.2791	7,501.72	90,020.58
CCEA	MAINTENANCE WORKER I (206)	1	23.7054	4,108.93	49,307.18
CCEA	MAINTENANCE WORKER I (206)	2	24.9188	4,319.25	51,831.00
CCEA	MAINTENANCE WORKER I (206)	3	26.1911	4,539.80	54,477.54
CCEA	MAINTENANCE WORKER I (206)	4	27.5304	4,771.93	57,263.18
CCEA	MAINTENANCE WORKER I (206)	5	28.9400	5,016.27	60,195.20
CCEA	MAINTENANCE WORKER I-REG PT (206R)	1	23.7054	4,108.93	49,307.18
CCEA	MAINTENANCE WORKER I-REG PT (206R)	2	24.9188	4,319.25	51,831.00
CCEA	MAINTENANCE WORKER I-REG PT (206R)	3	26.1911	4,539.80	54,477.54
CCEA	MAINTENANCE WORKER II (213)	1	25.1692	4,362.67	52,352.04
CCEA	MAINTENANCE WORKER II (213)	2	26.4543	4,585.40	55,024.84
CCEA	MAINTENANCE WORKER II (213)	3	27.8078	4,820.01	57,840.12
CCEA	MAINTENANCE WORKER II (213)	4	29.2313	5,066.75	60,801.00
CCEA	MAINTENANCE WORKER II (213)	5	30.7079	5,322.70	63,872.38
CCEA	MAINTENANCE WORKER II-REG PT (213R)	1	25.1692	4,362.67	52,352.04
CCEA	MAINTENANCE WORKER II-REG PT (213R)	2	26.4543	4,585.40	55,024.84
CCEA	MAINTENANCE WORKER II-REG PT (213R)	3	27.8078	4,820.01	57,840.12
CCEA	MENTAL HEALTH SPECIALIST (459)	1	47.1005	8,164.09	97,969.04
CCEA	MENTAL HEALTH SPECIALIST (459)	2	49.5076	8,581.32	102,975.86
CCEA	MENTAL HEALTH SPECIALIST (459)	3	52.0377	9,019.88	108,238.52

# Culver CITY

## Salary Schedule Effective Date 07/01/2023

**Note:** For FIRE job titles, the printed hourly rates are for 40-hour employees. To determine the hourly rates for 56-hour employees, divide the annual rate by 2912. (Titles with two codes in parentheses indicate they are 40-hour & 56-hour positions. The first code is for 40-hr, the second one for 56-hr.)

Group	Title	Step	Hourly Rate	Monthly Rate	Annual Rate
CCEA	MENTAL HEALTH SPECIALIST (459)	4	54.6962	9,480.68	113,768.20
CCEA	MENTAL HEALTH SPECIALIST (459)	5	57.4910	9,965.11	119,581.28
CCEA	NETWORK ADMINISTRATOR (440)	1	48.5369	8,413.06	100,956.70
CCEA	NETWORK ADMINISTRATOR (440)	2	51.0174	8,843.01	106,116.14
CCEA	NETWORK ADMINISTRATOR (440)	3	53.6237	9,294.78	111,537.40
CCEA	NETWORK ADMINISTRATOR (440)	4	56.3639	9,769.74	117,236.86
CCEA	NETWORK ADMINISTRATOR (440)	5	59.2449	10,269.11	123,229.34
CCEA	OCCUPANCY SPECIALIST (232)	1	24.1842	4,191.94	50,303.24
CCEA	OCCUPANCY SPECIALIST (232)	2	25.4208	4,406.26	52,875.16
CCEA	OCCUPANCY SPECIALIST (232)	3	26.7199	4,631.45	55,577.34
CCEA	OCCUPANCY SPECIALIST (232)	4	28.0864	4,868.31	58,419.66
CCEA	OCCUPANCY SPECIALIST (232)	5	29.5242	5,117.54	61,410.44
CCEA	OFFICE AUTOMATION SPECIALIST (229)	1	32.7405	5,675.02	68,100.24
CCEA	OFFICE AUTOMATION SPECIALIST (229)	2	34.4136	5,965.03	71,580.34
CCEA	OFFICE AUTOMATION SPECIALIST (229)	3	36.1724	6,269.88	75,238.54
CCEA	OFFICE AUTOMATION SPECIALIST (229)	4	38.0201	6,590.16	79,081.86
CCEA	OFFICE AUTOMATION SPECIALIST (229)	5	39.9629	6,926.90	83,122.78
CCEA	PARK MAINTENANCE CREWLEADER (315)	1	30.7079	5,322.70	63,872.38
CCEA	PARK MAINTENANCE CREWLEADER (315)	2	32.2539	5,590.67	67,088.06
CCEA	PARK MAINTENANCE CREWLEADER (315)	3	33.9024	5,876.41	70,516.94
CCEA	PARK MAINTENANCE CREWLEADER (315)	4	35.6345	6,176.65	74,119.76
CCEA	PARK MAINTENANCE CREWLEADER (315)	5	37.4550	6,492.20	77,906.40
CCEA	PARK PATROL OFFICER (220)	1	28.0864	4,868.31	58,419.66
CCEA	PARK PATROL OFFICER (220)	2	29.5242	5,117.54	61,410.44
CCEA	PARK PATROL OFFICER (220)	3	31.0084	5,374.79	64,497.42
CCEA	PARK PATROL OFFICER (220)	4	32.5775	5,646.77	67,761.20
CCEA	PARK PATROL OFFICER (220)	5	34.2429	5,935.43	71,225.18
CCEA	PARKING ENFORCEMENT OFFICER (214)	1	25.8035	4,472.61	53,671.28
CCEA	PARKING ENFORCEMENT OFFICER (214)	2	27.1234	4,701.39	56,416.62
CCEA	PARKING ENFORCEMENT OFFICER (214)	3	28.5098	4,941.69	59,300.28
CCEA	PARKING ENFORCEMENT OFFICER (214)	4	29.9698	5,194.76	62,337.08
CCEA	PARKING ENFORCEMENT OFFICER (214)	5	31.4670	5,454.28	65,451.36
CCEA	PARKING ENFORCEMENT SUPERVISOR (446)	1	35.4574	6,145.95	73,751.34
CCEA	PARKING ENFORCEMENT SUPERVISOR (446)	2	37.2690	6,459.96	77,519.52
CCEA	PARKING ENFORCEMENT SUPERVISOR (446)	3	39.1743	6,790.20	81,482.44
CCEA	PARKING ENFORCEMENT SUPERVISOR (446)	4	41.1760	7,137.17	85,646.08
CCEA	PARKING ENFORCEMENT SUPERVISOR (446)	5	43.2791	7,501.72	90,020.58
CCEA	PARKING METER TECHNICIAN (310)	1	29.6375	5,137.17	61,646.00
CCEA	PARKING METER TECHNICIAN (310)	2	31.1555	5,400.29	64,803.44
CCEA	PARKING METER TECHNICIAN (310)	3	32.7193	5,671.34	68,056.04
CCEA	PARKING METER TECHNICIAN (310)	4	34.3774	5,958.75	71,504.94

## Salary Schedule Effective Date 07/01/2023

**Note:** For FIRE job titles, the printed hourly rates are for 40-hour employees. To determine the hourly rates for 56-hour employees, divide the annual rate by 2912. (Titles with two codes in parentheses indicate they are 40-hour & 56-hour positions. The first code is for 40-hr, the second one for 56-hr.)

Group	Title	Step	Hourly Rate	Monthly Rate	Annual Rate
CCEA	PARKING METER TECHNICIAN (310)	5	36.1341	6,263.25	75,158.98
CCEA	PAYROLL TECHNICIAN (423)	1	37.1063	6,431.75	77,181.00
CCEA	PAYROLL TECHNICIAN (423)	2	39.0031	6,760.54	81,126.50
CCEA	PAYROLL TECHNICIAN (423)	3	40.9960	7,105.97	85,271.68
CCEA	PAYROLL TECHNICIAN (423)	4	43.0919	7,469.26	89,631.10
CCEA	PAYROLL TECHNICIAN (423)	5	45.2935	7,850.87	94,210.48
CCEA	PERMIT TECHNICIAN (215)	1	26.4543	4,585.40	55,024.84
CCEA	PERMIT TECHNICIAN (215)	2	27.8078	4,820.01	57,840.12
CCEA	PERMIT TECHNICIAN (215)	3	29.2313	5,066.75	60,801.00
CCEA	PERMIT TECHNICIAN (215)	4	30.7079	5,322.70	63,872.38
CCEA	PERMIT TECHNICIAN (215)	5	32.2539	5,590.67	67,088.06
CCEA	PERMIT TECHNICIAN II (230)	1	30.4223	5,273.19	63,278.28
CCEA	PERMIT TECHNICIAN II (230)	2	31.9789	5,543.01	66,516.06
CCEA	PERMIT TECHNICIAN II (230)	3	33.6161	5,826.80	69,921.54
CCEA	PERMIT TECHNICIAN II (230)	4	35.3141	6,121.12	73,453.38
CCEA	PERMIT TECHNICIAN II (230)	5	37.0919	6,429.26	77,151.10
CCEA	PERMIT TECHNICIAN-REG PT (215R)	1	26.4543	4,585.40	55,024.84
CCEA	PERMIT TECHNICIAN-REG PT (215R)	2	27.8078	4,820.01	57,840.12
CCEA	PERMIT TECHNICIAN-REG PT (215R)	3	29.2313	5,066.75	60,801.00
CCEA	PLAN CHECK ENGINEER (436)	1	45.4631	7,880.28	94,563.30
CCEA	PLAN CHECK ENGINEER (436)	2	47.7857	8,282.86	99,394.36
CCEA	PLAN CHECK ENGINEER (436)	3	50.2277	8,706.14	104,473.72
CCEA	PLAN CHECK ENGINEER (436)	4	52.7944	9,151.03	109,812.30
CCEA	PLAN CHECK ENGINEER (436)	5	55.4932	9,618.83	115,425.96
CCEA	PLANNING TECHNICIAN (400)	1	28.0864	4,868.31	58,419.66
CCEA	PLANNING TECHNICIAN (400)	2	29.5242	5,117.54	61,410.44
CCEA	PLANNING TECHNICIAN (400)	3	31.0084	5,374.79	64,497.42
CCEA	PLANNING TECHNICIAN (400)	4	32.5775	5,646.77	67,761.20
CCEA	PLANNING TECHNICIAN (400)	5	34.2429	5,935.43	71,225.18
CCEA	PLANNING TECHNICIAN II (449)	1	35.4574	6,145.95	73,751.34
CCEA	PLANNING TECHNICIAN II (449)	2	37.2690	6,459.96	77,519.52
CCEA	PLANNING TECHNICIAN II (449)	3	39.1743	6,790.20	81,482.44
CCEA	PLANNING TECHNICIAN II (449)	4	41.1760	7,137.17	85,646.08
CCEA	PLANNING TECHNICIAN II (449)	5	43.2791	7,501.72	90,020.58
CCEA	POLICE RCRDS/PROPERTY SPRVSR (447)	1	35.4574	6,145.95	73,751.34
CCEA	POLICE RCRDS/PROPERTY SPRVSR (447)	2	37.2690	6,459.96	77,519.52
CCEA	POLICE RCRDS/PROPERTY SPRVSR (447)	3	39.1743	6,790.20	81,482.44
CCEA	POLICE RCRDS/PROPERTY SPRVSR (447)	4	41.1760	7,137.17	85,646.08
CCEA	POLICE RCRDS/PROPERTY SPRVSR (447)	5	43.2791	7,501.72	90,020.58
CCEA	POLICE RECORDS TECH-Y-RATE (296)	1	30.8037	5,339.32	64,071.80

# Culver CITY

## Salary Schedule Effective Date 07/01/2023

**Note:** For FIRE job titles, the printed hourly rates are for 40-hour employees. To determine the hourly rates for 56-hour employees, divide the annual rate by 2912. (Titles with two codes in parentheses indicate they are 40-hour & 56-hour positions. The first code is for 40-hr, the second one for 56-hr.)

Group	Title	Step	Hourly Rate	Monthly Rate	Annual Rate
CCEA	POLICE RECORDS TECHNICIAN (208)	1	24.1842	4,191.94	50,303.24
CCEA	POLICE RECORDS TECHNICIAN (208)	2	25.4208	4,406.26	52,875.16
CCEA	POLICE RECORDS TECHNICIAN (208)	3	26.7199	4,631.45	55,577.34
CCEA	POLICE RECORDS TECHNICIAN (208)	4	28.0864	4,868.31	58,419.66
CCEA	POLICE RECORDS TECHNICIAN (208)	5	29.5242	5,117.54	61,410.44
CCEA	POOL MAINTENANCE TECHNICIAN (330)	1	35.4574	6,145.95	73,751.34
CCEA	POOL MAINTENANCE TECHNICIAN (330)	2	37.2690	6,459.96	77,519.52
CCEA	POOL MAINTENANCE TECHNICIAN (330)	3	39.1743	6,790.20	81,482.44
CCEA	POOL MAINTENANCE TECHNICIAN (330)	4	41.1760	7,137.17	85,646.08
CCEA	POOL MAINTENANCE TECHNICIAN (330)	5	43.2791	7,501.72	90,020.58
CCEA	PROPERTY INSPECTOR (443)	1	38.7868	6,723.04	80,676.44
CCEA	PROPERTY INSPECTOR (443)	2	40.7691	7,066.65	84,799.78
CCEA	PROPERTY INSPECTOR (443)	3	42.8517	7,427.64	89,131.64
CCEA	PROPERTY INSPECTOR (443)	4	45.0420	7,807.28	93,687.36
CCEA	PROPERTY INSPECTOR (443)	5	47.3429	8,206.10	98,473.18
CCEA	PROPERTY TECHNICIAN (221)	1	28.3687	4,917.25	59,007.00
CCEA	PROPERTY TECHNICIAN (221)	2	29.8208	5,168.93	62,027.16
CCEA	PROPERTY TECHNICIAN (221)	3	31.3140	5,427.76	65,133.12
CCEA	PROPERTY TECHNICIAN (221)	4	32.9035	5,703.27	68,439.28
CCEA	PROPERTY TECHNICIAN (221)	5	34.5854	5,994.80	71,937.58
CCEA	PUBLIC ARTS COORDINATOR (457)	1	35.4574	6,145.95	73,751.34
CCEA	PUBLIC ARTS COORDINATOR (457)	2	37.2690	6,459.96	77,519.52
CCEA	PUBLIC ARTS COORDINATOR (457)	3	39.1743	6,790.20	81,482.44
CCEA	PUBLIC ARTS COORDINATOR (457)	4	41.1760	7,137.17	85,646.08
CCEA	PUBLIC ARTS COORDINATOR (457)	5	43.2791	7,501.72	90,020.58
CCEA	PUBLIC WORKS INSPECTOR (417)	1	35.6345	6,176.65	74,119.76
CCEA	PUBLIC WORKS INSPECTOR (417)	2	37.4550	6,492.20	77,906.40
CCEA	PUBLIC WORKS INSPECTOR (417)	3	39.3695	6,824.05	81,888.56
CCEA	PUBLIC WORKS INSPECTOR (417)	4	41.3814	7,172.77	86,073.26
CCEA	PUBLIC WORKS INSPECTOR (417)	5	43.4960	7,539.31	90,471.68
CCEA	REC & COMMUNITY SVCS COORDINAT (454)	1	32.9035	5,703.27	68,439.28
CCEA	REC & COMMUNITY SVCS COORDINAT (454)	2	34.5854	5,994.80	71,937.58
CCEA	REC & COMMUNITY SVCS COORDINAT (454)	3	36.3523	6,301.06	75,612.68
CCEA	REC & COMMUNITY SVCS COORDINAT (454)	4	38.2100	6,623.07	79,476.80
CCEA	REC & COMMUNITY SVCS COORDINAT (454)	5	40.1629	6,961.57	83,538.78
CCEA	REC & COMMUNITY SVCS COORDINAT-REG PT (454R)	1	32.9035	5,703.27	68,439.28
CCEA	REC & COMMUNITY SVCS COORDINAT-REG PT (454R)	2	34.5854	5,994.80	71,937.58
CCEA	REC & COMMUNITY SVCS COORDINAT-REG PT (454R)	3	36.3523	6,301.06	75,612.68
CCEA	RECORDS MGMT COORDINATOR (450)	1	33.7331	5,847.08	70,164.90

# Culver CITY

## Salary Schedule Effective Date 07/01/2023

**Note:** For FIRE job titles, the printed hourly rates are for 40-hour employees. To determine the hourly rates for 56-hour employees, divide the annual rate by 2912. (Titles with two codes in parentheses indicate they are 40-hour & 56-hour positions. The first code is for 40-hr, the second one for 56-hr.)

Group	Title	Step	Hourly Rate	Monthly Rate	Annual Rate
CCEA	RECORDS MGMT COORDINATOR (450)	2	35.4574	6,145.95	73,751.34
CCEA	RECORDS MGMT COORDINATOR (450)	3	37.2690	6,459.96	77,519.52
CCEA	RECORDS MGMT COORDINATOR (450)	4	39.1743	6,790.20	81,482.44
CCEA	RECORDS MGMT COORDINATOR (450)	5	41.1760	7,137.17	85,646.08
CCEA	RECREATION COORDINATOR (227)	1	32.0933	5,562.83	66,753.96
CCEA	RECREATION COORDINATOR (227)	2	33.7331	5,847.08	70,164.90
CCEA	RECREATION COORDINATOR (227)	3	35.4574	6,145.95	73,751.34
CCEA	RECREATION COORDINATOR (227)	4	37.2690	6,459.96	77,519.52
CCEA	RECREATION COORDINATOR (227)	5	39.1743	6,790.20	81,482.44
CCEA	RECREATION COORDINATOR-REG PT (227R)	1	32.0933	5,562.83	66,753.96
CCEA	RECREATION COORDINATOR-REG PT (227R)	2	33.7331	5,847.08	70,164.90
CCEA	RECREATION COORDINATOR-REG PT (227R)	3	35.4574	6,145.95	73,751.34
CCEA	SAFETY OFFICER (444)	1	38.9791	6,756.38	81,076.58
CCEA	SAFETY OFFICER (444)	2	40.9705	7,101.55	85,218.64
CCEA	SAFETY OFFICER (444)	3	43.0645	7,464.51	89,574.16
CCEA	SAFETY OFFICER (444)	4	45.2654	7,846.00	94,151.98
CCEA	SAFETY OFFICER (444)	5	47.5778	8,246.81	98,961.72
CCEA	SAFETY SERVICES COMM OPER (225)	1	30.5577	5,296.68	63,560.12
CCEA	SAFETY SERVICES COMM OPER (225)	2	32.0933	5,562.83	66,753.96
CCEA	SAFETY SERVICES COMM OPER (225)	3	33.7331	5,847.08	70,164.90
CCEA	SAFETY SERVICES COMM OPER (225)	4	35.4574	6,145.95	73,751.34
CCEA	SAFETY SERVICES COMM OPER (225)	5	37.2690	6,459.96	77,519.52
CCEA	SANITATION COLLECTOR (301)	1	24.4270	4,234.01	50,808.16
CCEA	SANITATION COLLECTOR (301)	2	25.6764	4,450.57	53,406.86
CCEA	SANITATION COLLECTOR (301)	3	26.9885	4,678.01	56,136.08
CCEA	SANITATION COLLECTOR (301)	4	28.3687	4,917.25	59,007.00
CCEA	SANITATION COLLECTOR (301)	5	29.8208	5,168.93	62,027.16
CCEA	SANITATION DISPATCH (226)	1	31.3140	5,427.76	65,133.12
CCEA	SANITATION DISPATCH (226)	2	32.9035	5,703.27	68,439.28
CCEA	SANITATION DISPATCH (226)	3	34.5854	5,994.80	71,937.58
CCEA	SANITATION DISPATCH (226)	4	36.3523	6,301.06	75,612.68
CCEA	SANITATION DISPATCH (226)	5	38.2100	6,623.07	79,476.80
CCEA	SANITATION DISPATCH-REG PT (226R)	1	31.3140	5,427.76	65,133.12
CCEA	SANITATION DISPATCH-REG PT (226R)	2	32.9035	5,703.27	68,439.28
CCEA	SANITATION DISPATCH-REG PT (226R)	3	34.5854	5,994.80	71,937.58
CCEA	SANITATION DRIVER (306)	1	27.6689	4,795.94	57,551.26
CCEA	SANITATION DRIVER (306)	2	29.0852	5,041.44	60,497.32
CCEA	SANITATION DRIVER (306)	3	30.5577	5,296.68	63,560.12
CCEA	SANITATION DRIVER (306)	4	32.0933	5,562.83	66,753.96
CCEA	SANITATION DRIVER (306)	5	33.7331	5,847.08	70,164.90



# Culver CITY

## Salary Schedule Effective Date 07/01/2023

**Note:** For FIRE job titles, the printed hourly rates are for 40-hour employees. To determine the hourly rates for 56-hour employees, divide the annual rate by 2912. (Titles with two codes in parentheses indicate they are 40-hour & 56-hour positions. The first code is for 40-hr, the second one for 56-hr.)

Group	Title	Step	Hourly Rate	Monthly Rate	Annual Rate
CCEA	SANITATION DRIVER-REG PT (306R)	1	27.6689	4,795.94	57,551.26
CCEA	SANITATION DRIVER-REG PT (306R)	2	29.0852	5,041.44	60,497.32
CCEA	SANITATION DRIVER-REG PT (306R)	3	30.5577	5,296.68	63,560.12
CCEA	SANITATION ROLL-OFF DRIVER (311)	1	28.2262	4,892.55	58,710.60
CCEA	SANITATION ROLL-OFF DRIVER (311)	2	29.6718	5,143.10	61,717.24
CCEA	SANITATION ROLL-OFF DRIVER (311)	3	31.1613	5,401.28	64,815.40
CCEA	SANITATION ROLL-OFF DRIVER (311)	4	32.7405	5,675.02	68,100.24
CCEA	SANITATION ROLL-OFF DRIVER (311)	5	34.4136	5,965.03	71,580.34
CCEA	SCOUT VEHICLE OPERATOR (212)	1	24.9188	4,319.25	51,831.00
CCEA	SCOUT VEHICLE OPERATOR (212)	2	26.1911	4,539.80	54,477.54
CCEA	SCOUT VEHICLE OPERATOR (212)	3	27.5304	4,771.93	57,263.18
CCEA	SCOUT VEHICLE OPERATOR (212)	4	28.9400	5,016.27	60,195.20
CCEA	SCOUT VEHICLE OPERATOR (212)	5	30.4090	5,270.89	63,250.72
CCEA	SCOUT VEHICLE OPERATOR-REG PT (212R)	1	24.9188	4,319.25	51,831.00
CCEA	SCOUT VEHICLE OPERATOR-REG PT (212R)	2	26.1911	4,539.80	54,477.54
CCEA	SCOUT VEHICLE OPERATOR-REG PT (212R)	3	27.5304	4,771.93	57,263.18
CCEA	SECRETARY (216)	1	26.4543	4,585.40	55,024.84
CCEA	SECRETARY (216)	2	27.8078	4,820.01	57,840.12
CCEA	SECRETARY (216)	3	29.2313	5,066.75	60,801.00
CCEA	SECRETARY (216)	4	30.7079	5,322.70	63,872.38
CCEA	SECRETARY (216)	5	32.2539	5,590.67	67,088.06
CCEA	SECRETARY Y-RATE (295)	1	31.2810	5,422.04	65,064.48
CCEA	SERVICE DESK TECHNICIAN (403)	1	31.1613	5,401.28	64,815.40
CCEA	SERVICE DESK TECHNICIAN (403)	2	32.7405	5,675.02	68,100.24
CCEA	SERVICE DESK TECHNICIAN (403)	3	34.4136	5,965.03	71,580.34
CCEA	SERVICE DESK TECHNICIAN (403)	4	36.1724	6,269.88	75,238.54
CCEA	SERVICE DESK TECHNICIAN (403)	5	38.0201	6,590.16	79,081.86
CCEA	SEWER LIFT STATION ELECTRO MEC (318)	1	31.4670	5,454.28	65,451.36
CCEA	SEWER LIFT STATION ELECTRO MEC (318)	2	33.0680	5,731.79	68,781.44
CCEA	SEWER LIFT STATION ELECTRO MEC (318)	3	34.7588	6,024.85	72,298.20
CCEA	SEWER LIFT STATION ELECTRO MEC (318)	4	36.5345	6,332.65	75,991.76
CCEA	SEWER LIFT STATION ELECTRO MEC (318)	5	38.4013	6,656.22	79,874.60
CCEA	SOLID WASTE & RECYC CRW SPVR (405)	1	36.9966	6,412.75	76,952.98
CCEA	SOLID WASTE & RECYC CRW SPVR (405)	2	38.8834	6,739.79	80,877.42
CCEA	SOLID WASTE & RECYC CRW SPVR (405)	3	40.8707	7,084.26	85,011.16
CCEA	SOLID WASTE & RECYC CRW SPVR (405)	4	42.9588	7,446.18	89,354.20
CCEA	SOLID WASTE & RECYC CRW SPVR (405)	5	45.1550	7,826.87	93,922.40
CCEA	SR & SOCIAL SERVICES SPEC (408)	1	32.9035	5,703.27	68,439.28
CCEA	SR & SOCIAL SERVICES SPEC (408)	2	34.5854	5,994.80	71,937.58
CCEA	SR & SOCIAL SERVICES SPEC (408)	3	36.3523	6,301.06	75,612.68

## Salary Schedule Effective Date 07/01/2023

**Note:** For FIRE job titles, the printed hourly rates are for 40-hour employees. To determine the hourly rates for 56-hour employees, divide the annual rate by 2912. (Titles with two codes in parentheses indicate they are 40-hour & 56-hour positions. The first code is for 40-hr, the second one for 56-hr.)

Group	Title	Step	Hourly Rate	Monthly Rate	Annual Rate
CCEA	SR & SOCIAL SERVICES SPEC (408)	4	38.2100	6,623.07	79,476.80
CCEA	SR & SOCIAL SERVICES SPEC (408)	5	40.1629	6,961.57	83,538.78
CCEA	SR ACCOUNT CLERK (217)	1	26.7199	4,631.45	55,577.34
CCEA	SR ACCOUNT CLERK (217)	2	28.0864	4,868.31	58,419.66
CCEA	SR ACCOUNT CLERK (217)	3	29.5242	5,117.54	61,410.44
CCEA	SR ACCOUNT CLERK (217)	4	31.0084	5,374.79	64,497.42
CCEA	SR ACCOUNT CLERK (217)	5	32.5775	5,646.77	67,761.20
CCEA	SR COMP PROGRAMMER ANALYST (442)	1	51.2716	8,887.08	106,644.98
CCEA	SR COMP PROGRAMMER ANALYST (442)	2	53.8923	9,341.32	112,095.88
CCEA	SR COMP PROGRAMMER ANALYST (442)	3	56.6461	9,818.66	117,823.94
CCEA	SR COMP PROGRAMMER ANALYST (442)	4	59.5403	10,320.31	123,843.72
CCEA	SR COMP PROGRAMMER ANALYST (442)	5	62.5832	10,847.76	130,173.16
CCEA	SR ENGINEERING TECHNICIAN (416)	1	35.6345	6,176.65	74,119.76
CCEA	SR ENGINEERING TECHNICIAN (416)	2	37.4550	6,492.20	77,906.40
CCEA	SR ENGINEERING TECHNICIAN (416)	3	39.3695	6,824.05	81,888.56
CCEA	SR ENGINEERING TECHNICIAN (416)	4	41.3814	7,172.77	86,073.26
CCEA	SR ENGINEERING TECHNICIAN (416)	5	43.4960	7,539.31	90,471.68
CCEA	SR FLEET SERVICES TECHNICIAN (321)	1	32.0933	5,562.83	66,753.96
CCEA	SR FLEET SERVICES TECHNICIAN (321)	2	33.7331	5,847.08	70,164.90
CCEA	SR FLEET SERVICES TECHNICIAN (321)	3	35.4574	6,145.95	73,751.34
CCEA	SR FLEET SERVICES TECHNICIAN (321)	4	37.2690	6,459.96	77,519.52
CCEA	SR FLEET SERVICES TECHNICIAN (321)	5	39.1743	6,790.20	81,482.44
CCEA	SR FORENSIC SPECIALIST (448)	1	43.7411	7,581.80	90,981.54
CCEA	SR FORENSIC SPECIALIST (448)	2	45.9759	7,969.15	95,629.82
CCEA	SR FORENSIC SPECIALIST (448)	3	48.3258	8,376.46	100,517.56
CCEA	SR FORENSIC SPECIALIST (448)	4	50.7947	8,804.42	105,653.08
CCEA	SR FORENSIC SPECIALIST (448)	5	53.3906	9,254.38	111,052.50
CCEA	SR IRRIGATION MAINT TECH (458)	1	30.7079	5,322.70	63,872.38
CCEA	SR IRRIGATION MAINT TECH (458)	2	32.2539	5,590.67	67,088.06
CCEA	SR IRRIGATION MAINT TECH (458)	3	33.9024	5,876.41	70,516.94
CCEA	SR IRRIGATION MAINT TECH (458)	4	35.6345	6,176.65	74,119.76
CCEA	SR IRRIGATION MAINT TECH (458)	5	37.4550	6,492.20	77,906.40
CCEA	SR JAILER (404)	1	31.6211	5,481.00	65,771.94
CCEA	SR JAILER (404)	2	33.2336	5,760.50	69,125.94
CCEA	SR JAILER (404)	3	34.9321	6,054.90	72,658.82
CCEA	SR JAILER (404)	4	36.7168	6,364.24	76,370.84
CCEA	SR JAILER (404)	5	38.5940	6,689.63	80,275.52
CCEA	SR POOL MANAGER/RPT (341)	1	30.8963	5,355.35	64,264.20
CCEA	SR POOL MANAGER/RPT (341)	2	32.4411	5,623.13	67,477.54
CCEA	SR POOL MANAGER/RPT (341)	3	34.0631	5,904.28	70,851.30

# Culver CITY

## Salary Schedule Effective Date 07/01/2023

**Note:** For FIRE job titles, the printed hourly rates are for 40-hour employees. To determine the hourly rates for 56-hour employees, divide the annual rate by 2912. (Titles with two codes in parentheses indicate they are 40-hour & 56-hour positions. The first code is for 40-hr, the second one for 56-hr.)

Group	Title	Step	Hourly Rate	Monthly Rate	Annual Rate
CCEA	SR PUBLIC WORKS INSPECTOR (445)	1	40.1629	6,961.57	83,538.78
CCEA	SR PUBLIC WORKS INSPECTOR (445)	2	42.2146	7,317.20	87,806.42
CCEA	SR PUBLIC WORKS INSPECTOR (445)	3	44.3730	7,691.32	92,295.84
CCEA	SR PUBLIC WORKS INSPECTOR (445)	4	46.6404	8,084.33	97,011.98
CCEA	SR PUBLIC WORKS INSPECTOR (445)	5	49.0234	8,497.39	101,968.62
CCEA	SR WELDER (340)	1	34.0324	5,898.95	70,787.34
CCEA	SR WELDER (340)	2	35.7719	6,200.46	74,405.50
CCEA	SR WELDER (340)	3	37.5995	6,517.25	78,206.96
CCEA	SR WELDER (340)	4	39.7171	6,884.30	82,611.62
CCEA	SR WELDER (340)	5	41.5405	7,200.35	86,404.24
CCEA	STAFF ASST/SOLID WASTE OPS (421)	1	38.9791	6,756.38	81,076.58
CCEA	STAFF ASST/SOLID WASTE OPS (421)	2	40.9705	7,101.55	85,218.64
CCEA	STAFF ASST/SOLID WASTE OPS (421)	3	43.0645	7,464.51	89,574.16
CCEA	STAFF ASST/SOLID WASTE OPS (421)	4	45.2654	7,846.00	94,151.98
CCEA	STAFF ASST/SOLID WASTE OPS (421)	5	47.5778	8,246.81	98,961.72
CCEA	STORES SPECIALIST (211)	1	24.9175	4,319.03	51,828.40
CCEA	STORES SPECIALIST (211)	2	26.1924	4,540.01	54,480.14
CCEA	STORES SPECIALIST (211)	3	27.5307	4,772.00	57,263.96
CCEA	STORES SPECIALIST (211)	4	28.9389	5,016.07	60,192.86
CCEA	STORES SPECIALIST (211)	5	30.4200	5,272.80	63,273.60
CCEA	STREET LIGHTS TECHNICIAN (331)	1	35.4574	6,145.95	73,751.34
CCEA	STREET LIGHTS TECHNICIAN (331)	2	37.2690	6,459.96	77,519.52
CCEA	STREET LIGHTS TECHNICIAN (331)	3	39.1743	6,790.20	81,482.44
CCEA	STREET LIGHTS TECHNICIAN (331)	4	41.1760	7,137.17	85,646.08
CCEA	STREET LIGHTS TECHNICIAN (331)	5	43.2791	7,501.72	90,020.58
CCEA	STREET MAINTENANCE CREW LEADER (323)	1	33.7331	5,847.08	70,164.90
CCEA	STREET MAINTENANCE CREW LEADER (323)	2	35.4574	6,145.95	73,751.34
CCEA	STREET MAINTENANCE CREW LEADER (323)	3	37.2690	6,459.96	77,519.52
CCEA	STREET MAINTENANCE CREW LEADER (323)	4	39.1743	6,790.20	81,482.44
CCEA	STREET MAINTENANCE CREW LEADER (323)	5	41.1760	7,137.17	85,646.08
CCEA	STRUCTURAL REHAB SPECIALIST (334)	1	40.7260	7,059.17	84,710.08
CCEA	STRUCTURAL REHAB SPECIALIST (334)	2	42.8076	7,419.99	89,039.86
CCEA	STRUCTURAL REHAB SPECIALIST (334)	3	44.9942	7,799.00	93,588.04
CCEA	STRUCTURAL REHAB SPECIALIST (334)	4	47.2941	8,197.65	98,371.78
CCEA	STRUCTURAL REHAB SPECIALIST (334)	5	49.7100	8,616.40	103,396.80
CCEA	SUBDRAIN CREWLEADER (324)	1	33.7331	5,847.08	70,164.90
CCEA	SUBDRAIN CREWLEADER (324)	2	35.4574	6,145.95	73,751.34
CCEA	SUBDRAIN CREWLEADER (324)	3	37.2690	6,459.96	77,519.52
CCEA	SUBDRAIN CREWLEADER (324)	4	39.1743	6,790.20	81,482.44
CCEA	SUBDRAIN CREWLEADER (324)	5	41.1760	7,137.17	85,646.08
CCEA	SUBDRAIN WORKER (302)	1	25.8035	4,472.61	53,671.28

# Culver CITY

## Salary Schedule Effective Date 07/01/2023

**Note:** For FIRE job titles, the printed hourly rates are for 40-hour employees. To determine the hourly rates for 56-hour employees, divide the annual rate by 2912. (Titles with two codes in parentheses indicate they are 40-hour & 56-hour positions. The first code is for 40-hr, the second one for 56-hr.)

Group	Title	Step	Hourly Rate	Monthly Rate	Annual Rate
CCEA	SUBDRAIN WORKER (302)	2	27.1234	4,701.39	56,416.62
CCEA	SUBDRAIN WORKER (302)	3	28.5098	4,941.69	59,300.28
CCEA	SUBDRAIN WORKER (302)	4	29.9698	5,194.76	62,337.08
CCEA	SUBDRAIN WORKER (302)	5	31.4670	5,454.28	65,451.36
CCEA	TELECOMMUNICATIONS ANALYST (430)	1	45.5196	7,890.07	94,680.82
CCEA	TELECOMMUNICATIONS ANALYST (430)	2	47.8457	8,293.26	99,519.16
CCEA	TELECOMMUNICATIONS ANALYST (430)	3	50.2905	8,717.02	104,604.24
CCEA	TELECOMMUNICATIONS ANALYST (430)	4	52.8610	9,162.57	109,950.88
CCEA	TELECOMMUNICATIONS ANALYST (430)	5	55.5612	9,630.62	115,567.40
CCEA	TRAFFIC PAINTER (308)	1	28.0864	4,868.31	58,419.66
CCEA	TRAFFIC PAINTER (308)	2	29.5242	5,117.54	61,410.44
CCEA	TRAFFIC PAINTER (308)	3	31.0084	5,374.79	64,497.42
CCEA	TRAFFIC PAINTER (308)	4	32.5775	5,646.77	67,761.20
CCEA	TRAFFIC PAINTER (308)	5	34.2429	5,935.43	71,225.18
CCEA	TRAFFIC PAINTING CREWLEADER (325)	1	34.2429	5,935.43	71,225.18
CCEA	TRAFFIC PAINTING CREWLEADER (325)	2	35.9915	6,238.53	74,862.32
CCEA	TRAFFIC PAINTING CREWLEADER (325)	3	37.8313	6,557.42	78,689.00
CCEA	TRAFFIC PAINTING CREWLEADER (325)	4	39.7649	6,892.58	82,710.94
CCEA	TRAFFIC PAINTING CREWLEADER (325)	5	41.7962	7,244.68	86,936.20
CCEA	TRAFFIC SIGNAL TECHNICIAN (336)	1	41.7962	7,244.68	86,936.20
CCEA	TRAFFIC SIGNAL TECHNICIAN (336)	2	43.9326	7,614.99	91,379.86
CCEA	TRAFFIC SIGNAL TECHNICIAN (336)	3	46.1771	8,004.04	96,048.42
CCEA	TRAFFIC SIGNAL TECHNICIAN (336)	4	48.5369	8,413.06	100,956.70
CCEA	TRAFFIC SIGNAL TECHNICIAN (336)	5	51.0174	8,843.01	106,116.14
CCEA	TRAINING & SAFETY INSTRUCTOR (414)	1	38.2100	6,623.07	79,476.80
CCEA	TRAINING & SAFETY INSTRUCTOR (414)	2	40.1629	6,961.57	83,538.78
CCEA	TRAINING & SAFETY INSTRUCTOR (414)	3	42.2146	7,317.20	87,806.42
CCEA	TRAINING & SAFETY INSTRUCTOR (414)	4	44.3730	7,691.32	92,295.84
CCEA	TRAINING & SAFETY INSTRUCTOR (414)	5	46.6404	8,084.33	97,011.98
CCEA	TRANSIT OPERATIONS SUPERVISOR (407)	1	38.1699	6,616.11	79,393.34
CCEA	TRANSIT OPERATIONS SUPERVISOR (407)	2	40.1205	6,954.22	83,450.64
CCEA	TRANSIT OPERATIONS SUPERVISOR (407)	3	42.1711	7,309.66	87,715.94
CCEA	TRANSIT OPERATIONS SUPERVISOR (407)	4	44.3253	7,683.04	92,196.52
CCEA	TRANSIT OPERATIONS SUPERVISOR (407)	5	46.5917	8,075.90	96,910.84
CCEA	URBAN FORESTER (316)	1	32.2542	5,590.74	67,088.84
CCEA	URBAN FORESTER (316)	2	33.9030	5,876.52	70,518.24
CCEA	URBAN FORESTER (316)	3	35.6341	6,176.58	74,118.98
CCEA	URBAN FORESTER (316)	4	37.4552	6,492.24	77,906.92
CCEA	URBAN FORESTER (316)	5	39.3697	6,824.09	81,889.08
CCEA	VAN DRIVER (300)	1	22.7784	3,948.25	47,379.02
CCEA	VAN DRIVER (300)	2	23.8247	4,129.62	49,555.48

# Culver CITY

## Salary Schedule Effective Date 07/01/2023

**Note:** For FIRE job titles, the printed hourly rates are for 40-hour employees. To determine the hourly rates for 56-hour employees, divide the annual rate by 2912. (Titles with two codes in parentheses indicate they are 40-hour & 56-hour positions. The first code is for 40-hr, the second one for 56-hr.)

Group	Title	Step	Hourly Rate	Monthly Rate	Annual Rate
CCEA	VAN DRIVER (300)	3	25.0434	4,340.85	52,090.22
CCEA	VAN DRIVER (300)	4	26.3233	4,562.70	54,752.36
CCEA	VAN DRIVER (300)	5	27.6689	4,795.94	57,551.26
CCEA	WAREHOUSE SUPERVISOR (401)	1	31.2311	5,413.40	64,960.74
CCEA	WAREHOUSE SUPERVISOR (401)	2	32.8293	5,690.40	68,284.84
CCEA	WAREHOUSE SUPERVISOR (401)	3	34.4668	5,974.24	71,690.84
CCEA	WAREHOUSE SUPERVISOR (401)	4	36.2246	6,278.94	75,347.22
CCEA	WAREHOUSE SUPERVISOR (401)	5	38.0761	6,599.86	79,198.34
CCEA	WEBMASTER (441)	1	50.5102	8,755.11	105,061.32
CCEA	WEBMASTER (441)	2	53.0923	9,202.66	110,431.88
CCEA	WEBMASTER (441)	3	55.8052	9,672.91	116,074.92
CCEA	WEBMASTER (441)	4	58.6569	10,167.19	122,006.30
CCEA	WEBMASTER (441)	5	61.6537	10,686.65	128,239.80
CCEA	WELDER (320)	1	32.4119	5,618.06	67,416.70
CCEA	WELDER (320)	2	34.0686	5,905.23	70,862.74
CCEA	WELDER (320)	3	35.8089	6,206.87	74,482.46
CCEA	WELDER (320)	4	37.8258	6,556.46	78,677.56
CCEA	WELDER (320)	5	39.5625	6,857.50	82,290.00
CCEA	WELDER-REG PT (320R)	1	32.4119	5,618.06	67,416.70
CCEA	WELDER-REG PT (320R)	2	34.0686	5,905.23	70,862.74
CCEA	WELDER-REG PT (320R)	3	35.8089	6,206.87	74,482.46

# Culver CITY

## Salary Schedule Effective Date 07/01/2023

**Note:** For FIRE job titles, the printed hourly rates are for 40-hour employees. To determine the hourly rates for 56-hour employees, divide the annual rate by 2912. (Titles with two codes in parentheses indicate they are 40-hour & 56-hour positions. The first code is for 40-hr, the second one for 56-hr.)

Group	Title	Step	Hourly Rate	Monthly Rate	Annual Rate
CCMG	ACCOUNTG & INVESTMENTS MANAGER (837)	1	60.7696	10,533.40	126,400.82
CCMG	ACCOUNTG & INVESTMENTS MANAGER (837)	2	63.8755	11,071.75	132,861.04
CCMG	ACCOUNTG & INVESTMENTS MANAGER (837)	3	67.1383	11,637.30	139,647.56
CCMG	ACCOUNTG & INVESTMENTS MANAGER (837)	4	70.5698	12,232.09	146,785.08
CCMG	ACCOUNTG & INVESTMENTS MANAGER (837)	5	74.1755	12,857.09	154,285.04
CCMG	ACCOUNTING OPERATIONS MANAGER (803)	1	55.2450	9,575.80	114,909.60
CCMG	ACCOUNTING OPERATIONS MANAGER (803)	2	58.0686	10,065.23	120,782.74
CCMG	ACCOUNTING OPERATIONS MANAGER (803)	3	61.0349	10,579.38	126,952.54
CCMG	ACCOUNTING OPERATIONS MANAGER (803)	4	64.1543	11,120.07	133,440.84
CCMG	ACCOUNTING OPERATIONS MANAGER (803)	5	67.4324	11,688.28	140,259.34
CCMG	ADMINISTRATIVE SERVICES MGR (844)	1	57.4910	9,965.11	119,581.28
CCMG	ADMINISTRATIVE SERVICES MGR (844)	2	60.4299	10,474.51	125,694.14
CCMG	ADMINISTRATIVE SERVICES MGR (844)	3	63.5179	11,009.77	132,117.18
CCMG	ADMINISTRATIVE SERVICES MGR (844)	4	66.7632	11,572.30	138,867.56
CCMG	ADMINISTRATIVE SERVICES MGR (844)	5	70.1736	12,163.43	145,961.14
CCMG	ADVANCE PLANNING MANAGER (826)	1	71.5877	12,408.54	148,902.52
CCMG	ADVANCE PLANNING MANAGER (826)	2	75.2469	13,042.79	156,513.50
CCMG	ADVANCE PLANNING MANAGER (826)	3	79.0919	13,709.26	164,511.10
CCMG	ADVANCE PLANNING MANAGER (826)	4	83.1335	14,409.81	172,917.68
CCMG	ADVANCE PLANNING MANAGER (826)	5	87.3807	15,146.00	181,751.96
CCMG	ASSISTANT CITY ATTORNEY (818)	1	91.6339	15,883.21	190,598.46
CCMG	ASSISTANT CITY ATTORNEY (818)	2	96.3182	16,695.16	200,341.96
CCMG	ASSISTANT CITY ATTORNEY (818)	3	101.2391	17,548.12	210,577.38
CCMG	ASSISTANT CITY ATTORNEY (818)	4	106.4115	18,444.66	221,335.92
CCMG	ASSISTANT CITY ATTORNEY (818)	5	111.8482	19,387.03	232,644.36
CCMG	ASST CHIEF FINANCIAL OFFICER (824)	1	75.2469	13,042.79	156,513.50
CCMG	ASST CHIEF FINANCIAL OFFICER (824)	2	79.0919	13,709.26	164,511.10
CCMG	ASST CHIEF FINANCIAL OFFICER (824)	3	83.1335	14,409.81	172,917.68
CCMG	ASST CHIEF FINANCIAL OFFICER (824)	4	87.3807	15,146.00	181,751.96
CCMG	ASST CHIEF FINANCIAL OFFICER (824)	5	91.8462	15,920.02	191,040.20
CCMG	ASST CHIEF TRANSPRTN OFFICER (821)	1	69.4779	12,042.83	144,513.98
CCMG	ASST CHIEF TRANSPRTN OFFICER (821)	2	73.0282	12,658.23	151,898.76
CCMG	ASST CHIEF TRANSPRTN OFFICER (821)	3	76.7594	13,304.96	159,659.50
CCMG	ASST CHIEF TRANSPRTN OFFICER (821)	4	80.6816	13,984.82	167,817.78
CCMG	ASST CHIEF TRANSPRTN OFFICER (821)	5	84.8043	14,699.40	176,392.84
CCMG	ASST ENVRN PROGAMS/OPS MGR (832)	1	57.4910	9,965.11	119,581.28
CCMG	ASST ENVRN PROGAMS/OPS MGR (832)	2	60.4299	10,474.51	125,694.14
CCMG	ASST ENVRN PROGAMS/OPS MGR (832)	3	63.5179	11,009.77	132,117.18
CCMG	ASST ENVRN PROGAMS/OPS MGR (832)	4	66.7632	11,572.30	138,867.56

# Culver CITY

## Salary Schedule Effective Date 07/01/2023

**Note:** For FIRE job titles, the printed hourly rates are for 40-hour employees. To determine the hourly rates for 56-hour employees, divide the annual rate by 2912. (Titles with two codes in parentheses indicate they are 40-hour & 56-hour positions. The first code is for 40-hr, the second one for 56-hr.)

Group	Title	Step	Hourly Rate	Monthly Rate	Annual Rate
CCMG	ASST ENVRN PROGAMS/OPS MGR (832)	5	70.1736	12,163.43	145,961.14
CCMG	ASST MAINT OPERATIONS MANAGER (823)	1	51.0098	8,841.69	106,100.28
CCMG	ASST MAINT OPERATIONS MANAGER (823)	2	53.6160	9,293.44	111,521.28
CCMG	ASST MAINT OPERATIONS MANAGER (823)	3	56.3555	9,768.29	117,219.44
CCMG	ASST MAINT OPERATIONS MANAGER (823)	4	59.2355	10,267.49	123,209.84
CCMG	ASST MAINT OPERATIONS MANAGER (823)	5	62.2634	10,792.32	129,507.82
CCMG	BUDGET & FINANCIAL OPS MANAGER (804)	1	60.7696	10,533.40	126,400.82
CCMG	BUDGET & FINANCIAL OPS MANAGER (804)	2	63.8755	11,071.75	132,861.04
CCMG	BUDGET & FINANCIAL OPS MANAGER (804)	3	67.1383	11,637.30	139,647.56
CCMG	BUDGET & FINANCIAL OPS MANAGER (804)	4	70.5698	12,232.09	146,785.08
CCMG	BUDGET & FINANCIAL OPS MANAGER (804)	5	74.1755	12,857.09	154,285.04
CCMG	BUDGET MANAGEMENT ANALYST (709)	1	46.4011	8,042.86	96,514.34
CCMG	BUDGET MANAGEMENT ANALYST (709)	2	48.7728	8,453.94	101,447.32
CCMG	BUDGET MANAGEMENT ANALYST (709)	3	51.2651	8,885.96	106,631.46
CCMG	BUDGET MANAGEMENT ANALYST (709)	4	53.8845	9,339.98	112,079.76
CCMG	BUDGET MANAGEMENT ANALYST (709)	5	56.6372	9,817.12	117,805.48
CCMG	BUILDING MAINTENANCE SUPV (706)	1	43.4911	7,538.46	90,461.54
CCMG	BUILDING MAINTENANCE SUPV (706)	2	45.7136	7,923.70	95,084.34
CCMG	BUILDING MAINTENANCE SUPV (706)	3	48.0500	8,328.67	99,944.00
CCMG	BUILDING MAINTENANCE SUPV (706)	4	50.5055	8,754.29	105,051.44
CCMG	BUILDING MAINTENANCE SUPV (706)	5	53.0854	9,201.47	110,417.58
CCMG	BUILDING OFFICIAL (817)	1	73.7603	12,785.11	153,421.32
CCMG	BUILDING OFFICIAL (817)	2	77.5296	13,438.47	161,261.62
CCMG	BUILDING OFFICIAL (817)	3	81.4913	14,125.15	169,501.80
CCMG	BUILDING OFFICIAL (817)	4	85.6532	14,846.56	178,158.76
CCMG	BUILDING OFFICIAL (817)	5	90.0326	15,605.66	187,267.86
CCMG	CITY CLERK (828)	1	75.2469	13,042.79	156,513.50
CCMG	CITY CLERK (828)	2	79.0919	13,709.26	164,511.10
CCMG	CITY CLERK (828)	3	83.1335	14,409.81	172,917.68
CCMG	CITY CLERK (828)	4	87.3807	15,146.00	181,751.96
CCMG	CITY CLERK (828)	5	91.8462	15,920.02	191,040.20
CCMG	CLAIMS & SAFETY COORDINATOR (711)	1	47.1005	8,164.09	97,969.04
CCMG	CLAIMS & SAFETY COORDINATOR (711)	2	49.5076	8,581.32	102,975.86
CCMG	CLAIMS & SAFETY COORDINATOR (711)	3	52.0377	9,019.88	108,238.52
CCMG	CLAIMS & SAFETY COORDINATOR (711)	4	54.6962	9,480.68	113,768.20
CCMG	CLAIMS & SAFETY COORDINATOR (711)	5	57.4910	9,965.11	119,581.28
CCMG	COMMUNICATION SUPERVISOR (830)	1	47.1453	8,171.84	98,062.12
CCMG	COMMUNICATION SUPERVISOR (830)	2	49.5557	8,589.66	103,075.96
CCMG	COMMUNICATION SUPERVISOR (830)	3	52.0876	9,028.52	108,342.26
CCMG	COMMUNICATION SUPERVISOR (830)	4	54.7480	9,489.65	113,875.84
CCMG	COMMUNICATION SUPERVISOR (830)	5	57.5466	9,974.75	119,696.98

# Culver CITY

## Salary Schedule Effective Date 07/01/2023

**Note:** For FIRE job titles, the printed hourly rates are for 40-hour employees. To determine the hourly rates for 56-hour employees, divide the annual rate by 2912. (Titles with two codes in parentheses indicate they are 40-hour & 56-hour positions. The first code is for 40-hr, the second one for 56-hr.)

Group	Title	Step	Hourly Rate	Monthly Rate	Annual Rate
CCMG	COMMUNICATIONS/PUBLIC INFO MGR (843)	1	67.7151	11,737.29	140,847.46
CCMG	COMMUNICATIONS/PUBLIC INFO MGR (843)	2	71.1009	12,324.15	147,889.82
CCMG	COMMUNICATIONS/PUBLIC INFO MGR (843)	3	74.6558	12,940.33	155,283.96
CCMG	COMMUNICATIONS/PUBLIC INFO MGR (843)	4	78.3886	13,587.36	163,048.34
CCMG	COMMUNICATIONS/PUBLIC INFO MGR (843)	5	82.3077	14,266.68	171,200.12
CCMG	CULTURAL AFFAIRS MANAGER (724)	1	60.7696	10,533.40	126,400.82
CCMG	CULTURAL AFFAIRS MANAGER (724)	2	63.8755	11,071.75	132,861.04
CCMG	CULTURAL AFFAIRS MANAGER (724)	3	67.1383	11,637.30	139,647.56
CCMG	CULTURAL AFFAIRS MANAGER (724)	4	70.5698	12,232.09	146,785.08
CCMG	CULTURAL AFFAIRS MANAGER (724)	5	74.1755	12,857.09	154,285.04
CCMG	CURRENT PLANNING MANAGER (831)	1	71.5877	12,408.54	148,902.52
CCMG	CURRENT PLANNING MANAGER (831)	2	75.2469	13,042.79	156,513.50
CCMG	CURRENT PLANNING MANAGER (831)	3	79.0919	13,709.26	164,511.10
CCMG	CURRENT PLANNING MANAGER (831)	4	83.1335	14,409.81	172,917.68
CCMG	CURRENT PLANNING MANAGER (831)	5	87.3807	15,146.00	181,751.96
CCMG	DEP CMTY DEV DIR/ECON DEV MGR (819)	1	75.2469	13,042.79	156,513.50
CCMG	DEP CMTY DEV DIR/ECON DEV MGR (819)	2	79.0919	13,709.26	164,511.10
CCMG	DEP CMTY DEV DIR/ECON DEV MGR (819)	3	83.1335	14,409.81	172,917.68
CCMG	DEP CMTY DEV DIR/ECON DEV MGR (819)	4	87.3807	15,146.00	181,751.96
CCMG	DEP CMTY DEV DIR/ECON DEV MGR (819)	5	91.8462	15,920.02	191,040.20
CCMG	DEP CMTY DEV DIR/PLANNING MGR (816)	1	71.5877	12,408.54	148,902.52
CCMG	DEP CMTY DEV DIR/PLANNING MGR (816)	2	75.2469	13,042.79	156,513.50
CCMG	DEP CMTY DEV DIR/PLANNING MGR (816)	3	79.0919	13,709.26	164,511.10
CCMG	DEP CMTY DEV DIR/PLANNING MGR (816)	4	83.1335	14,409.81	172,917.68
CCMG	DEP CMTY DEV DIR/PLANNING MGR (816)	5	87.3807	15,146.00	181,751.96
CCMG	DEPUTY BUILDING OFFICIAL (835)	1	60.7696	10,533.40	126,400.82
CCMG	DEPUTY BUILDING OFFICIAL (835)	2	63.8755	11,071.75	132,861.04
CCMG	DEPUTY BUILDING OFFICIAL (835)	3	67.1383	11,637.30	139,647.56
CCMG	DEPUTY BUILDING OFFICIAL (835)	4	70.5698	12,232.09	146,785.08
CCMG	DEPUTY BUILDING OFFICIAL (835)	5	74.1755	12,857.09	154,285.04
CCMG	DEPUTY CITY ATTORNEY I (720)	1	64.4753	11,175.71	134,108.52
CCMG	DEPUTY CITY ATTORNEY I (720)	2	67.7702	11,746.84	140,962.12
CCMG	DEPUTY CITY ATTORNEY I (720)	3	71.2317	12,346.84	148,162.04
CCMG	DEPUTY CITY ATTORNEY I (720)	4	74.8710	12,977.64	155,731.68
CCMG	DEPUTY CITY ATTORNEY I (720)	5	78.6990	13,641.16	163,693.92
CCMG	DEPUTY CITY ATTORNEY II (721)	1	69.4779	12,042.83	144,513.98
CCMG	DEPUTY CITY ATTORNEY II (721)	2	73.0282	12,658.23	151,898.76
CCMG	DEPUTY CITY ATTORNEY II (721)	3	76.7594	13,304.96	159,659.50
CCMG	DEPUTY CITY ATTORNEY II (721)	4	80.6816	13,984.82	167,817.78
CCMG	DEPUTY CITY ATTORNEY II (721)	5	84.8043	14,699.40	176,392.84



# Culver CITY

## Salary Schedule Effective Date 07/01/2023

**Note:** For FIRE job titles, the printed hourly rates are for 40-hour employees. To determine the hourly rates for 56-hour employees, divide the annual rate by 2912. (Titles with two codes in parentheses indicate they are 40-hour & 56-hour positions. The first code is for 40-hr, the second one for 56-hr.)

Group	Title	Step	Hourly Rate	Monthly Rate	Annual Rate
CCMG	DEPUTY CITY ATTORNEY III (725)	1	78.5102	13,608.44	163,301.32
CCMG	DEPUTY CITY ATTORNEY III (725)	2	82.5220	14,303.81	171,645.76
CCMG	DEPUTY CITY ATTORNEY III (725)	3	86.7382	15,034.63	180,415.56
CCMG	DEPUTY CITY ATTORNEY III (725)	4	91.1703	15,802.84	189,634.12
CCMG	DEPUTY CITY ATTORNEY III (725)	5	95.8290	16,610.36	199,324.32
CCMG	DEPUTY CITY CLERK (841)	1	55.6993	9,654.54	115,854.44
CCMG	DEPUTY CITY CLERK (841)	2	58.5458	10,147.93	121,775.16
CCMG	DEPUTY CITY CLERK (841)	3	61.5370	10,666.41	127,996.96
CCMG	DEPUTY CITY CLERK (841)	4	64.6815	11,211.46	134,537.52
CCMG	DEPUTY CITY CLERK (841)	5	67.9860	11,784.24	141,410.88
CCMG	ECON DEV PROJECT MANAGER (718)	1	57.4910	9,965.11	119,581.28
CCMG	ECON DEV PROJECT MANAGER (718)	2	60.4299	10,474.51	125,694.14
CCMG	ECON DEV PROJECT MANAGER (718)	3	63.5179	11,009.77	132,117.18
CCMG	ECON DEV PROJECT MANAGER (718)	4	66.7632	11,572.30	138,867.56
CCMG	ECON DEV PROJECT MANAGER (718)	5	70.1736	12,163.43	145,961.14
CCMG	ECONOMIC DEV MANAGER (806)	1	57.4910	9,965.11	119,581.28
CCMG	ECONOMIC DEV MANAGER (806)	2	60.4299	10,474.51	125,694.14
CCMG	ECONOMIC DEV MANAGER (806)	3	63.5179	11,009.77	132,117.18
CCMG	ECONOMIC DEV MANAGER (806)	4	66.7632	11,572.30	138,867.56
CCMG	ECONOMIC DEV MANAGER (806)	5	70.1736	12,163.43	145,961.14
CCMG	EMERGENCY PREPAREDNESS COORD (712)	1	49.0109	8,495.22	101,942.62
CCMG	EMERGENCY PREPAREDNESS COORD (712)	2	51.5157	8,929.40	107,152.76
CCMG	EMERGENCY PREPAREDNESS COORD (712)	3	54.1471	9,385.50	112,626.02
CCMG	EMERGENCY PREPAREDNESS COORD (712)	4	56.9149	9,865.25	118,382.94
CCMG	EMERGENCY PREPAREDNESS COORD (712)	5	59.8231	10,369.34	124,432.10
CCMG	ENFORCMENT SERVICES MANAGER (800)	1	57.4910	9,965.11	119,581.28
CCMG	ENFORCMENT SERVICES MANAGER (800)	2	60.4299	10,474.51	125,694.14
CCMG	ENFORCMENT SERVICES MANAGER (800)	3	63.5179	11,009.77	132,117.18
CCMG	ENFORCMENT SERVICES MANAGER (800)	4	66.7632	11,572.30	138,867.56
CCMG	ENFORCMENT SERVICES MANAGER (800)	5	70.1736	12,163.43	145,961.14
CCMG	ENGINEERING SERVICES MANAGER (814)	1	69.1311	11,982.73	143,792.74
CCMG	ENGINEERING SERVICES MANAGER (814)	2	72.6642	12,595.14	151,141.64
CCMG	ENGINEERING SERVICES MANAGER (814)	3	76.3770	13,238.68	158,864.16
CCMG	ENGINEERING SERVICES MANAGER (814)	4	80.2811	13,915.40	166,984.74
CCMG	ENGINEERING SERVICES MANAGER (814)	5	84.3816	14,626.15	175,513.78
CCMG	ENVIRONMENTAL COORDINATOR (722)	1	48.0500	8,328.67	99,944.00
CCMG	ENVIRONMENTAL COORDINATOR (722)	2	50.5055	8,754.29	105,051.44
CCMG	ENVIRONMENTAL COORDINATOR (722)	3	53.0854	9,201.47	110,417.58
CCMG	ENVIRONMENTAL COORDINATOR (722)	4	55.7991	9,671.85	116,062.18
CCMG	ENVIRONMENTAL COORDINATOR (722)	5	58.6501	10,166.02	121,992.26

# Culver CITY

## Salary Schedule Effective Date 07/01/2023

**Note:** For FIRE job titles, the printed hourly rates are for 40-hour employees. To determine the hourly rates for 56-hour employees, divide the annual rate by 2912. (Titles with two codes in parentheses indicate they are 40-hour & 56-hour positions. The first code is for 40-hr, the second one for 56-hr.)

Group	Title	Step	Hourly Rate	Monthly Rate	Annual Rate
CCMG	ENVIRONMENTAL PROGS/OPS MANAGE (815)	1	69.1311	11,982.73	143,792.74
CCMG	ENVIRONMENTAL PROGS/OPS MANAGE (815)	2	72.6642	12,595.14	151,141.64
CCMG	ENVIRONMENTAL PROGS/OPS MANAGE (815)	3	76.3770	13,238.68	158,864.16
CCMG	ENVIRONMENTAL PROGS/OPS MANAGE (815)	4	80.2811	13,915.40	166,984.74
CCMG	ENVIRONMENTAL PROGS/OPS MANAGE (815)	5	84.3816	14,626.15	175,513.78
CCMG	FACILITY MAINT SUPERVISOR (730)	1	51.0098	8,841.69	106,100.28
CCMG	FACILITY MAINT SUPERVISOR (730)	2	53.6160	9,293.44	111,521.28
CCMG	FACILITY MAINT SUPERVISOR (730)	3	56.3555	9,768.29	117,219.44
CCMG	FACILITY MAINT SUPERVISOR (730)	4	59.2355	10,267.49	123,209.84
CCMG	FACILITY MAINT SUPERVISOR (730)	5	62.2634	10,792.32	129,507.82
CCMG	FACILITY/ELEC MAINT SUPERVISOR (733)	1	51.0098	8,841.69	106,100.28
CCMG	FACILITY/ELEC MAINT SUPERVISOR (733)	2	53.6160	9,293.44	111,521.28
CCMG	FACILITY/ELEC MAINT SUPERVISOR (733)	3	56.3555	9,768.29	117,219.44
CCMG	FACILITY/ELEC MAINT SUPERVISOR (733)	4	59.2355	10,267.49	123,209.84
CCMG	FACILITY/ELEC MAINT SUPERVISOR (733)	5	62.2634	10,792.32	129,507.82
CCMG	FINANCE MANAGER (838)	1	71.5877	12,408.54	148,902.52
CCMG	FINANCE MANAGER (838)	2	75.2469	13,042.79	156,513.50
CCMG	FINANCE MANAGER (838)	3	79.0919	13,709.26	164,511.10
CCMG	FINANCE MANAGER (838)	4	83.1335	14,409.81	172,917.68
CCMG	FINANCE MANAGER (838)	5	87.3807	15,146.00	181,751.96
CCMG	FINANCIAL SYSTM/PURCHASING MGR (836)	1	60.7696	10,533.40	126,400.82
CCMG	FINANCIAL SYSTM/PURCHASING MGR (836)	2	63.8755	11,071.75	132,861.04
CCMG	FINANCIAL SYSTM/PURCHASING MGR (836)	3	67.1383	11,637.30	139,647.56
CCMG	FINANCIAL SYSTM/PURCHASING MGR (836)	4	70.5698	12,232.09	146,785.08
CCMG	FINANCIAL SYSTM/PURCHASING MGR (836)	5	74.1755	12,857.09	154,285.04
CCMG	FLEET SERVICES MANAGER (811)	1	62.2634	10,792.32	129,507.82
CCMG	FLEET SERVICES MANAGER (811)	2	65.4443	11,343.67	136,124.04
CCMG	FLEET SERVICES MANAGER (811)	3	68.7877	11,923.21	143,078.52
CCMG	FLEET SERVICES MANAGER (811)	4	72.3029	12,532.50	150,389.98
CCMG	FLEET SERVICES MANAGER (811)	5	75.9987	13,173.12	158,077.40
CCMG	FORENSIC SUPERVISOR (736)	1	54.0921	9,375.97	112,511.62
CCMG	FORENSIC SUPERVISOR (736)	2	56.8016	9,845.62	118,147.38
CCMG	FORENSIC SUPERVISOR (736)	3	59.6467	10,338.77	124,065.24
CCMG	FORENSIC SUPERVISOR (736)	4	62.6344	10,856.63	130,279.50
CCMG	FORENSIC SUPERVISOR (736)	5	65.7717	11,400.44	136,805.24
CCMG	HOUSING & HUMAN SVCS PROJ MGR (738)	1	57.4910	9,965.11	119,581.28
CCMG	HOUSING & HUMAN SVCS PROJ MGR (738)	2	60.4299	10,474.51	125,694.14
CCMG	HOUSING & HUMAN SVCS PROJ MGR (738)	3	63.5179	11,009.77	132,117.18
CCMG	HOUSING & HUMAN SVCS PROJ MGR (738)	4	66.7632	11,572.30	138,867.56

## Salary Schedule Effective Date 07/01/2023

**Note:** For FIRE job titles, the printed hourly rates are for 40-hour employees. To determine the hourly rates for 56-hour employees, divide the annual rate by 2912. (Titles with two codes in parentheses indicate they are 40-hour & 56-hour positions. The first code is for 40-hr, the second one for 56-hr.)

Group	Title	Step	Hourly Rate	Monthly Rate	Annual Rate
CCMG	HOUSING & HUMAN SVCS PROJ MGR (738)	5	70.1736	12,163.43	145,961.14
CCMG	HOUSING & RENT STABILIZATION M (809)	1	71.5877	12,408.54	148,902.52
CCMG	HOUSING & RENT STABILIZATION M (809)	2	75.2469	13,042.79	156,513.50
CCMG	HOUSING & RENT STABILIZATION M (809)	3	79.0919	13,709.26	164,511.10
CCMG	HOUSING & RENT STABILIZATION M (809)	4	83.1335	14,409.81	172,917.68
CCMG	HOUSING & RENT STABILIZATION M (809)	5	87.3807	15,146.00	181,751.96
CCMG	HOUSING PROGRAMS SUPERVISOR (827)	1	46.3630	8,036.25	96,435.04
CCMG	HOUSING PROGRAMS SUPERVISOR (827)	2	48.6809	8,438.02	101,256.22
CCMG	HOUSING PROGRAMS SUPERVISOR (827)	3	51.1152	8,859.98	106,319.72
CCMG	HOUSING PROGRAMS SUPERVISOR (827)	4	53.6710	9,302.97	111,635.68
CCMG	HOUSING PROGRAMS SUPERVISOR (827)	5	56.3545	9,768.11	117,217.36
CCMG	HUMAN RESOURCES ANALYST (702)	1	42.8456	7,426.58	89,118.90
CCMG	HUMAN RESOURCES ANALYST (702)	2	45.0352	7,806.11	93,673.32
CCMG	HUMAN RESOURCES ANALYST (702)	3	47.3362	8,204.95	98,459.40
CCMG	HUMAN RESOURCES ANALYST (702)	4	49.7550	8,624.20	103,490.40
CCMG	HUMAN RESOURCES ANALYST (702)	5	52.2969	9,064.79	108,777.50
CCMG	HUMAN RESOURCES ANALYST Y-RATE (796)	1	64.9326	11,254.99	135,059.86
CCMG	HUMAN SVCS & CRISIS INTRVTN MG (737)	1	64.4753	11,175.71	134,108.52
CCMG	HUMAN SVCS & CRISIS INTRVTN MG (737)	2	67.7702	11,746.84	140,962.12
CCMG	HUMAN SVCS & CRISIS INTRVTN MG (737)	3	71.2317	12,346.84	148,162.04
CCMG	HUMAN SVCS & CRISIS INTRVTN MG (737)	4	74.8710	12,977.64	155,731.68
CCMG	HUMAN SVCS & CRISIS INTRVTN MG (737)	5	78.6990	13,641.16	163,693.92
CCMG	LEGAL OPERATIONS MANAGER (715)	1	51.0098	8,841.69	106,100.28
CCMG	LEGAL OPERATIONS MANAGER (715)	2	53.6160	9,293.44	111,521.28
CCMG	LEGAL OPERATIONS MANAGER (715)	3	56.3555	9,768.29	117,219.44
CCMG	LEGAL OPERATIONS MANAGER (715)	4	59.2355	10,267.49	123,209.84
CCMG	LEGAL OPERATIONS MANAGER (715)	5	62.2634	10,792.32	129,507.82
CCMG	MAINTENANCE OPERATIONS MGR (813)	1	62.8867	10,900.37	130,804.44
CCMG	MAINTENANCE OPERATIONS MGR (813)	2	66.1003	11,457.38	137,488.52
CCMG	MAINTENANCE OPERATIONS MGR (813)	3	69.4779	12,042.83	144,513.98
CCMG	MAINTENANCE OPERATIONS MGR (813)	4	73.0282	12,658.23	151,898.76
CCMG	MAINTENANCE OPERATIONS MGR (813)	5	76.7594	13,304.96	159,659.50
CCMG	MANAGEMENT ANALYST (703)	1	42.8456	7,426.58	89,118.90
CCMG	MANAGEMENT ANALYST (703)	2	45.0352	7,806.11	93,673.32
CCMG	MANAGEMENT ANALYST (703)	3	47.3362	8,204.95	98,459.40
CCMG	MANAGEMENT ANALYST (703)	4	49.7550	8,624.20	103,490.40
CCMG	MANAGEMENT ANALYST (703)	5	52.2969	9,064.79	108,777.50
CCMG	MENTAL HEALTH CLINICIAN (842)	1	57.4910	9,965.11	119,581.28
CCMG	MENTAL HEALTH CLINICIAN (842)	2	60.4299	10,474.51	125,694.14
CCMG	MENTAL HEALTH CLINICIAN (842)	3	63.5179	11,009.77	132,117.18

# Culver CITY

## Salary Schedule Effective Date 07/01/2023

**Note:** For FIRE job titles, the printed hourly rates are for 40-hour employees. To determine the hourly rates for 56-hour employees, divide the annual rate by 2912. (Titles with two codes in parentheses indicate they are 40-hour & 56-hour positions. The first code is for 40-hr, the second one for 56-hr.)

Group	Title	Step	Hourly Rate	Monthly Rate	Annual Rate
CCMG	MENTAL HEALTH CLINICIAN (842)	4	66.7632	11,572.30	138,867.56
CCMG	MENTAL HEALTH CLINICIAN (842)	5	70.1736	12,163.43	145,961.14
CCMG	MOBILITY & TRAFFIC ENGNRG MGR (801)	1	75.2469	13,042.79	156,513.50
CCMG	MOBILITY & TRAFFIC ENGNRG MGR (801)	2	79.0919	13,709.26	164,511.10
CCMG	MOBILITY & TRAFFIC ENGNRG MGR (801)	3	83.1335	14,409.81	172,917.68
CCMG	MOBILITY & TRAFFIC ENGNRG MGR (801)	4	87.3807	15,146.00	181,751.96
CCMG	MOBILITY & TRAFFIC ENGNRG MGR (801)	5	91.8462	15,920.02	191,040.20
CCMG	PARALEGAL (739)	1	51.0098	8,841.69	106,100.28
CCMG	PARALEGAL (739)	2	53.6160	9,293.44	111,521.28
CCMG	PARALEGAL (739)	3	56.3555	9,768.29	117,219.44
CCMG	PARALEGAL (739)	4	59.2355	10,267.49	123,209.84
CCMG	PARALEGAL (739)	5	62.2634	10,792.32	129,507.82
CCMG	PARK MAINTENANCE SUPERVISOR (700)	1	41.7900	7,243.60	86,923.20
CCMG	PARK MAINTENANCE SUPERVISOR (700)	2	43.9260	7,613.84	91,366.08
CCMG	PARK MAINTENANCE SUPERVISOR (700)	3	46.1707	8,002.93	96,035.16
CCMG	PARK MAINTENANCE SUPERVISOR (700)	4	48.5293	8,411.74	100,940.84
CCMG	PARK MAINTENANCE SUPERVISOR (700)	5	51.0098	8,841.69	106,100.28
CCMG	PARKS MANAGER (802)	1	56.2968	9,758.10	117,097.24
CCMG	PARKS MANAGER (802)	2	59.1734	10,256.72	123,080.62
CCMG	PARKS MANAGER (802)	3	62.1971	10,780.84	129,370.02
CCMG	PARKS MANAGER (802)	4	65.3765	11,331.93	135,983.12
CCMG	PARKS MANAGER (802)	5	68.7165	11,910.86	142,930.32
CCMG	PAYROLL ANALYST (726)	1	42.8456	7,426.58	89,118.90
CCMG	PAYROLL ANALYST (726)	2	45.0352	7,806.11	93,673.32
CCMG	PAYROLL ANALYST (726)	3	47.3362	8,204.95	98,459.40
CCMG	PAYROLL ANALYST (726)	4	49.7550	8,624.20	103,490.40
CCMG	PAYROLL ANALYST (726)	5	52.2969	9,064.79	108,777.50
CCMG	PAYROLL SUPERVISOR (732)	1	51.0098	8,841.69	106,100.28
CCMG	PAYROLL SUPERVISOR (732)	2	53.6160	9,293.44	111,521.28
CCMG	PAYROLL SUPERVISOR (732)	3	56.3555	9,768.29	117,219.44
CCMG	PAYROLL SUPERVISOR (732)	4	59.2355	10,267.49	123,209.84
CCMG	PAYROLL SUPERVISOR (732)	5	62.2634	10,792.32	129,507.82
CCMG	PROCURE & FINANCIAL SVCS MGR (820)	1	55.2450	9,575.80	114,909.60
CCMG	PROCURE & FINANCIAL SVCS MGR (820)	2	58.0686	10,065.23	120,782.74
CCMG	PROCURE & FINANCIAL SVCS MGR (820)	3	61.0349	10,579.38	126,952.54
CCMG	PROCURE & FINANCIAL SVCS MGR (820)	4	64.1543	11,120.07	133,440.84
CCMG	PROCURE & FINANCIAL SVCS MGR (820)	5	67.4324	11,688.28	140,259.34
CCMG	PURCHASING SUPERVISOR (735)	1	51.0098	8,841.69	106,100.28
CCMG	PURCHASING SUPERVISOR (735)	2	53.6160	9,293.44	111,521.28
CCMG	PURCHASING SUPERVISOR (735)	3	56.3555	9,768.29	117,219.44
CCMG	PURCHASING SUPERVISOR (735)	4	59.2355	10,267.49	123,209.84

# Culver CITY

## Salary Schedule Effective Date 07/01/2023

**Note:** For FIRE job titles, the printed hourly rates are for 40-hour employees. To determine the hourly rates for 56-hour employees, divide the annual rate by 2912. (Titles with two codes in parentheses indicate they are 40-hour & 56-hour positions. The first code is for 40-hr, the second one for 56-hr.)

Group	Title	Step	Hourly Rate	Monthly Rate	Annual Rate
CCMG	PURCHASING SUPERVISOR (735)	5	62.2634	10,792.32	129,507.82
CCMG	REC & COMM SVCS MGR (834)	1	61.9556	10,738.98	128,867.70
CCMG	REC & COMM SVCS MGR (834)	2	65.1208	11,287.60	135,451.16
CCMG	REC & COMM SVCS MGR (834)	3	68.4486	11,864.43	142,373.14
CCMG	REC & COMM SVCS MGR (834)	4	71.9466	12,470.75	149,648.98
CCMG	REC & COMM SVCS MGR (834)	5	75.6228	13,107.94	157,295.32
CCMG	REC & COMM SVCS SUPERVISOR (729)	1	41.9994	7,279.89	87,358.70
CCMG	REC & COMM SVCS SUPERVISOR (729)	2	44.1447	7,651.76	91,821.08
CCMG	REC & COMM SVCS SUPERVISOR (729)	3	46.4011	8,042.86	96,514.34
CCMG	REC & COMM SVCS SUPERVISOR (729)	4	48.7728	8,453.94	101,447.32
CCMG	REC & COMM SVCS SUPERVISOR (729)	5	51.2651	8,885.96	106,631.46
CCMG	RECREATION SUPERVISOR (701)	1	41.9994	7,279.89	87,358.70
CCMG	RECREATION SUPERVISOR (701)	2	44.1447	7,651.76	91,821.08
CCMG	RECREATION SUPERVISOR (701)	3	46.4011	8,042.86	96,514.34
CCMG	RECREATION SUPERVISOR (701)	4	48.7728	8,453.94	101,447.32
CCMG	RECREATION SUPERVISOR (701)	5	51.2651	8,885.96	106,631.46
CCMG	RENT STABILIZATION COORDINATOR (731)	1	51.0098	8,841.69	106,100.28
CCMG	RENT STABILIZATION COORDINATOR (731)	2	53.6160	9,293.44	111,521.28
CCMG	RENT STABILIZATION COORDINATOR (731)	3	56.3555	9,768.29	117,219.44
CCMG	RENT STABILIZATION COORDINATOR (731)	4	59.2355	10,267.49	123,209.84
CCMG	RENT STABILIZATION COORDINATOR (731)	5	62.2634	10,792.32	129,507.82
CCMG	REVENUE & BUDGET SUPERVISOR (727)	1	51.0098	8,841.69	106,100.28
CCMG	REVENUE & BUDGET SUPERVISOR (727)	2	53.6160	9,293.44	111,521.28
CCMG	REVENUE & BUDGET SUPERVISOR (727)	3	56.3555	9,768.29	117,219.44
CCMG	REVENUE & BUDGET SUPERVISOR (727)	4	59.2355	10,267.49	123,209.84
CCMG	REVENUE & BUDGET SUPERVISOR (727)	5	62.2634	10,792.32	129,507.82
CCMG	REVENUE OPERATIONS MANAGER (805)	1	55.2450	9,575.80	114,909.60
CCMG	REVENUE OPERATIONS MANAGER (805)	2	58.0686	10,065.23	120,782.74
CCMG	REVENUE OPERATIONS MANAGER (805)	3	61.0349	10,579.38	126,952.54
CCMG	REVENUE OPERATIONS MANAGER (805)	4	64.1543	11,120.07	133,440.84
CCMG	REVENUE OPERATIONS MANAGER (805)	5	67.4324	11,688.28	140,259.34
CCMG	RISK MANAGER (839)	1	71.5877	12,408.54	148,902.52
CCMG	RISK MANAGER (839)	2	75.2469	13,042.79	156,513.50
CCMG	RISK MANAGER (839)	3	79.0919	13,709.26	164,511.10
CCMG	RISK MANAGER (839)	4	83.1335	14,409.81	172,917.68
CCMG	RISK MANAGER (839)	5	87.3807	15,146.00	181,751.96
CCMG	SAFETY & TRAINING COORDINATOR (728)	1	45.5196	7,890.07	94,680.82
CCMG	SAFETY & TRAINING COORDINATOR (728)	2	47.8457	8,293.26	99,519.16
CCMG	SAFETY & TRAINING COORDINATOR (728)	3	50.2905	8,717.02	104,604.24
CCMG	SAFETY & TRAINING COORDINATOR (728)	4	52.8610	9,162.57	109,950.88
CCMG	SAFETY & TRAINING COORDINATOR (728)	5	55.5612	9,630.62	115,567.40

## Salary Schedule Effective Date 07/01/2023

**Note:** For FIRE job titles, the printed hourly rates are for 40-hour employees. To determine the hourly rates for 56-hour employees, divide the annual rate by 2912. (Titles with two codes in parentheses indicate they are 40-hour & 56-hour positions. The first code is for 40-hr, the second one for 56-hr.)

Group	Title	Step	Hourly Rate	Monthly Rate	Annual Rate
CCMG	SENIOR ACCOUNTANT (707)	1	44.1447	7,651.76	91,821.08
CCMG	SENIOR ACCOUNTANT (707)	2	46.4011	8,042.86	96,514.34
CCMG	SENIOR ACCOUNTANT (707)	3	48.7728	8,453.94	101,447.32
CCMG	SENIOR ACCOUNTANT (707)	4	51.2651	8,885.96	106,631.46
CCMG	SENIOR ACCOUNTANT (707)	5	53.8845	9,339.98	112,079.76
CCMG	SPECIAL EVENTS MANAGER (708)	1	53.3513	9,247.55	110,970.60
CCMG	SPECIAL EVENTS MANAGER (708)	2	56.0778	9,720.14	116,641.72
CCMG	SPECIAL EVENTS MANAGER (708)	3	58.9434	10,216.85	122,602.22
CCMG	SPECIAL EVENTS MANAGER (708)	4	61.9556	10,738.98	128,867.70
CCMG	SPECIAL EVENTS MANAGER (708)	5	65.1208	11,287.60	135,451.16
CCMG	SR & SOCIAL SERVICES MANAGER (810)	1	61.9556	10,738.98	128,867.70
CCMG	SR & SOCIAL SERVICES MANAGER (810)	2	65.1208	11,287.60	135,451.16
CCMG	SR & SOCIAL SERVICES MANAGER (810)	3	68.4486	11,864.43	142,373.14
CCMG	SR & SOCIAL SERVICES MANAGER (810)	4	71.9466	12,470.75	149,648.98
CCMG	SR & SOCIAL SERVICES MANAGER (810)	5	75.6228	13,107.94	157,295.32
CCMG	SR BUILDING & SAFETY INSPECTOR (705)	1	43.0589	7,463.54	89,562.46
CCMG	SR BUILDING & SAFETY INSPECTOR (705)	2	45.2605	7,845.15	94,141.84
CCMG	SR BUILDING & SAFETY INSPECTOR (705)	3	47.5734	8,246.05	98,952.62
CCMG	SR BUILDING & SAFETY INSPECTOR (705)	4	50.0040	8,667.36	104,008.32
CCMG	SR BUILDING & SAFETY INSPECTOR (705)	5	52.5590	9,110.23	109,322.72
CCMG	SR CIVIL ENGINEER (719)	1	61.6477	10,685.61	128,227.32
CCMG	SR CIVIL ENGINEER (719)	2	64.7973	11,231.52	134,778.28
CCMG	SR CIVIL ENGINEER (719)	3	68.1081	11,805.41	141,664.90
CCMG	SR CIVIL ENGINEER (719)	4	71.5877	12,408.54	148,902.52
CCMG	SR CIVIL ENGINEER (719)	5	75.2469	13,042.79	156,513.50
CCMG	SR FIN SYSTEMS BUSINESS ANLST (716)	1	52.2969	9,064.79	108,777.50
CCMG	SR FIN SYSTEMS BUSINESS ANLST (716)	2	54.9701	9,528.16	114,337.86
CCMG	SR FIN SYSTEMS BUSINESS ANLST (716)	3	57.7790	10,015.03	120,180.32
CCMG	SR FIN SYSTEMS BUSINESS ANLST (716)	4	60.7311	10,526.73	126,320.74
CCMG	SR FIN SYSTEMS BUSINESS ANLST (716)	5	63.8347	11,064.69	132,776.28
CCMG	SR HUMAN RESOURCES EQUITY MGR (833)	1	71.5877	12,408.54	148,902.52
CCMG	SR HUMAN RESOURCES EQUITY MGR (833)	2	75.2469	13,042.79	156,513.50
CCMG	SR HUMAN RESOURCES EQUITY MGR (833)	3	79.0919	13,709.26	164,511.10
CCMG	SR HUMAN RESOURCES EQUITY MGR (833)	4	83.1335	14,409.81	172,917.68
CCMG	SR HUMAN RESOURCES EQUITY MGR (833)	5	87.3807	15,146.00	181,751.96
CCMG	SR MANAGEMENT ANALYST (713)	1	51.0098	8,841.69	106,100.28
CCMG	SR MANAGEMENT ANALYST (713)	2	53.6160	9,293.44	111,521.28
CCMG	SR MANAGEMENT ANALYST (713)	3	56.3555	9,768.29	117,219.44
CCMG	SR MANAGEMENT ANALYST (713)	4	59.2355	10,267.49	123,209.84
CCMG	SR MANAGEMENT ANALYST (713)	5	62.2634	10,792.32	129,507.82

# Culver CITY

## Salary Schedule Effective Date 07/01/2023

**Note:** For FIRE job titles, the printed hourly rates are for 40-hour employees. To determine the hourly rates for 56-hour employees, divide the annual rate by 2912. (Titles with two codes in parentheses indicate they are 40-hour & 56-hour positions. The first code is for 40-hr, the second one for 56-hr.)

Group	Title	Step	Hourly Rate	Monthly Rate	Annual Rate
CCMG	SR MANAGEMENT ANALYST/BUDGET (714)	1	51.0098	8,841.69	106,100.28
CCMG	SR MANAGEMENT ANALYST/BUDGET (714)	2	53.6160	9,293.44	111,521.28
CCMG	SR MANAGEMENT ANALYST/BUDGET (714)	3	56.3555	9,768.29	117,219.44
CCMG	SR MANAGEMENT ANALYST/BUDGET (714)	4	59.2355	10,267.49	123,209.84
CCMG	SR MANAGEMENT ANALYST/BUDGET (714)	5	62.2634	10,792.32	129,507.82
CCMG	SR MGMT ANLYST Y-RATE (795)	1	61.4045	10,643.45	127,721.36
CCMG	SR PLANNER (717)	1	55.2450	9,575.80	114,909.60
CCMG	SR PLANNER (717)	2	58.0686	10,065.23	120,782.74
CCMG	SR PLANNER (717)	3	61.0349	10,579.38	126,952.54
CCMG	SR PLANNER (717)	4	64.1543	11,120.07	133,440.84
CCMG	SR PLANNER (717)	5	67.4324	11,688.28	140,259.34
CCMG	SR SOLID WASTE & REC CRW SUPV (710)	1	51.0098	8,841.69	106,100.28
CCMG	SR SOLID WASTE & REC CRW SUPV (710)	2	53.6160	9,293.44	111,521.28
CCMG	SR SOLID WASTE & REC CRW SUPV (710)	3	56.3555	9,768.29	117,219.44
CCMG	SR SOLID WASTE & REC CRW SUPV (710)	4	59.2355	10,267.49	123,209.84
CCMG	SR SOLID WASTE & REC CRW SUPV (710)	5	62.2634	10,792.32	129,507.82
CCMG	STREET MAINTENANCE SUPERVISOR (734)	1	51.0098	8,841.69	106,100.28
CCMG	STREET MAINTENANCE SUPERVISOR (734)	2	53.6160	9,293.44	111,521.28
CCMG	STREET MAINTENANCE SUPERVISOR (734)	3	56.3555	9,768.29	117,219.44
CCMG	STREET MAINTENANCE SUPERVISOR (734)	4	59.2355	10,267.49	123,209.84
CCMG	STREET MAINTENANCE SUPERVISOR (734)	5	62.2634	10,792.32	129,507.82
CCMG	SYSTEMS DEVELOPMENT MANAGER (807)	1	60.4299	10,474.51	125,694.14
CCMG	SYSTEMS DEVELOPMENT MANAGER (807)	2	63.5179	11,009.77	132,117.18
CCMG	SYSTEMS DEVELOPMENT MANAGER (807)	3	66.7632	11,572.30	138,867.56
CCMG	SYSTEMS DEVELOPMENT MANAGER (807)	4	70.1736	12,163.43	145,961.14
CCMG	SYSTEMS DEVELOPMENT MANAGER (807)	5	73.7603	12,785.11	153,421.32
CCMG	SYSTEMS SUPPORT MANAGER (825)	1	66.4728	11,521.94	138,263.32
CCMG	SYSTEMS SUPPORT MANAGER (825)	2	69.8696	12,110.74	145,328.82
CCMG	SYSTEMS SUPPORT MANAGER (825)	3	73.4395	12,729.51	152,754.16
CCMG	SYSTEMS SUPPORT MANAGER (825)	4	77.1910	13,379.77	160,557.28
CCMG	SYSTEMS SUPPORT MANAGER (825)	5	81.1364	14,063.64	168,763.66
CCMG	TECHNICAL SERVICES MANAGER (808)	1	66.4728	11,521.94	138,263.32
CCMG	TECHNICAL SERVICES MANAGER (808)	2	69.8696	12,110.74	145,328.82
CCMG	TECHNICAL SERVICES MANAGER (808)	3	73.4395	12,729.51	152,754.16
CCMG	TECHNICAL SERVICES MANAGER (808)	4	77.1910	13,379.77	160,557.28
CCMG	TECHNICAL SERVICES MANAGER (808)	5	81.1364	14,063.64	168,763.66
CCMG	TRAFFIC ENGINEERING MGR (822)	1	53.3513	9,247.55	110,970.60
CCMG	TRAFFIC ENGINEERING MGR (822)	2	56.0778	9,720.14	116,641.72
CCMG	TRAFFIC ENGINEERING MGR (822)	3	58.9434	10,216.85	122,602.22
CCMG	TRAFFIC ENGINEERING MGR (822)	4	61.9556	10,738.98	128,867.70
CCMG	TRAFFIC ENGINEERING MGR (822)	5	65.1208	11,287.60	135,451.16

## Salary Schedule Effective Date 07/01/2023

**Note:** For FIRE job titles, the printed hourly rates are for 40-hour employees. To determine the hourly rates for 56-hour employees, divide the annual rate by 2912. (Titles with two codes in parentheses indicate they are 40-hour & 56-hour positions. The first code is for 40-hr, the second one for 56-hr.)

Group	Title	Step	Hourly Rate	Monthly Rate	Annual Rate
CCMG	TRANSIT MANAGER ADMIN (840)	1	62.2634	10,792.32	129,507.82
CCMG	TRANSIT MANAGER ADMIN (840)	2	65.4443	11,343.67	136,124.04
CCMG	TRANSIT MANAGER ADMIN (840)	3	68.7877	11,923.21	143,078.52
CCMG	TRANSIT MANAGER ADMIN (840)	4	72.3029	12,532.50	150,389.98
CCMG	TRANSIT MANAGER ADMIN (840)	5	75.9987	13,173.12	158,077.40
CCMG	TRANSIT OPERATIONS ANALYST (704)	1	42.8456	7,426.58	89,118.90
CCMG	TRANSIT OPERATIONS ANALYST (704)	2	45.0352	7,806.11	93,673.32
CCMG	TRANSIT OPERATIONS ANALYST (704)	3	47.3362	8,204.95	98,459.40
CCMG	TRANSIT OPERATIONS ANALYST (704)	4	49.7550	8,624.20	103,490.40
CCMG	TRANSIT OPERATIONS ANALYST (704)	5	52.2969	9,064.79	108,777.50
CCMG	TRANSIT OPERATIONS MANAGER (812)	1	62.2634	10,792.32	129,507.82
CCMG	TRANSIT OPERATIONS MANAGER (812)	2	65.4443	11,343.67	136,124.04
CCMG	TRANSIT OPERATIONS MANAGER (812)	3	68.7877	11,923.21	143,078.52
CCMG	TRANSIT OPERATIONS MANAGER (812)	4	72.3029	12,532.50	150,389.98
CCMG	TRANSIT OPERATIONS MANAGER (812)	5	75.9987	13,173.12	158,077.40
CCMG	TRANSIT PLANNING MANAGER (829)	1	62.2634	10,792.32	129,507.82
CCMG	TRANSIT PLANNING MANAGER (829)	2	65.4443	11,343.67	136,124.04
CCMG	TRANSIT PLANNING MANAGER (829)	3	68.7877	11,923.21	143,078.52
CCMG	TRANSIT PLANNING MANAGER (829)	4	72.3029	12,532.50	150,389.98
CCMG	TRANSIT PLANNING MANAGER (829)	5	75.9987	13,173.12	158,077.40
CCMG	TRFC ENG ANALYST (723)	1	47.3362	8,204.95	98,459.40
CCMG	TRFC ENG ANALYST (723)	2	49.7550	8,624.20	103,490.40
CCMG	TRFC ENG ANALYST (723)	3	52.2969	9,064.79	108,777.50
CCMG	TRFC ENG ANALYST (723)	4	54.9701	9,528.16	114,337.86
CCMG	TRFC ENG ANALYST (723)	5	57.7790	10,015.03	120,180.32



1  
2  
3  
4  
5  
6  
7  
8  
9  
10  
11  
12  
13  
14  
15  
16  
17  
18  
19  
20  
21  
22  
23  
24  
25  
26  
27  
28

**RESOLUTION NO. 2023-R\_058**

A RESOLUTION OF THE CITY COUNCIL OF THE CITY OF  
CULVER CITY, CALIFORNIA, ADOPTING THE  
CLASSIFICATION AND SALARY PLAN FOR EXECUTIVE  
MANAGEMENT CITY EMPLOYEES EFFECTIVE  
RETROACTIVE TO JULY 31, 2023.


NOW, THEREFORE, the City Council of the City of Culver City, DOES RESOLVE as  
follows:

1. The Classification and Salary Plan, attached hereto as Exhibit "A" and  
incorporated herein by this reference, is hereby adopted effective retroactive to July 31,  
2023.


2. The Classification and Salary Plan attached hereto as Exhibit "A" shall  
supersede and replace all previously adopted salary plans for Executive Management City  
employees.

3. The City Manager and Chief Financial Officer are hereby authorized to  
adjust and pay salaries of the City employees in accordance with the  
Classification and Salary Plan adopted and approved by this Resolution,  
effective retroactive to July 31, 2023.

APPROVED and ADOPTED this 28<sup>th</sup> day of August 2023.

  
\_\_\_\_\_  
ALBERT VERA, Mayor  
City of Culver City, California

ATTEST:  
  
\_\_\_\_\_  
JEREMY BOCCHINO  
City Clerk

APPROVED AS TO FORM:  
  
\_\_\_\_\_  
HEATHER S. BAKER  
City Attorney

# Culver CITY

## Salary Schedule

### Effective Date 07/31/2023

**Note:** For FIRE job titles, the printed hourly rates are for 40-hour employees. To determine the hourly rates for 56-hour employees, divide the annual rate by 2912. (Titles with two codes in parentheses indicate they are 40-hour & 56-hour positions. The first code is for 40-hr, the second one for 56-hr.)

Group	Title	Step	Hourly Rate	Monthly Rate	Annual Rate
EXEC	ADMIN SERVICES DIRECTOR (911)	1	94.4910	16,378.44	196,541.28
EXEC	ADMIN SERVICES DIRECTOR (911)	2	99.3171	17,214.97	206,579.62
EXEC	ADMIN SERVICES DIRECTOR (911)	3	104.3929	18,094.77	217,137.18
EXEC	ADMIN SERVICES DIRECTOR (911)	4	109.7263	19,019.22	228,230.60
EXEC	ADMIN SERVICES DIRECTOR (911)	5	115.3354	19,991.47	239,897.58
EXEC	ASSISTANT CITY MANAGER (908)	1	101.9642	17,673.80	212,085.64
EXEC	ASSISTANT CITY MANAGER (908)	2	107.1751	18,577.02	222,924.26
EXEC	ASSISTANT CITY MANAGER (908)	3	112.6507	19,526.13	234,313.56
EXEC	ASSISTANT CITY MANAGER (908)	4	118.4077	20,524.01	246,288.12
EXEC	ASSISTANT CITY MANAGER (908)	5	124.4578	21,572.68	258,872.12
EXEC	ASSTANT TO CITY MANAGER (900)	1	62.8867	10,900.37	130,804.44
EXEC	ASSTANT TO CITY MANAGER (900)	2	66.1003	11,457.38	137,488.52
EXEC	ASSTANT TO CITY MANAGER (900)	3	69.4779	12,042.83	144,513.98
EXEC	ASSTANT TO CITY MANAGER (900)	4	73.0282	12,658.23	151,898.76
EXEC	ASSTANT TO CITY MANAGER (900)	5	76.7594	13,304.96	159,659.50
EXEC	CHIEF FINANCIAL OFFICER (907)	1	97.9910	16,985.11	203,821.28
EXEC	CHIEF FINANCIAL OFFICER (907)	2	102.9989	17,853.14	214,237.66
EXEC	CHIEF FINANCIAL OFFICER (907)	3	108.2610	18,765.24	225,182.88
EXEC	CHIEF FINANCIAL OFFICER (907)	4	113.7942	19,724.34	236,692.04
EXEC	CHIEF FINANCIAL OFFICER (907)	5	119.6090	20,732.23	248,786.72
EXEC	CHIEF INFO OFFICER (905)	1	88.6940	15,373.63	184,483.52
EXEC	CHIEF INFO OFFICER (905)	2	93.2252	16,159.04	193,908.52
EXEC	CHIEF INFO OFFICER (905)	3	97.9910	16,985.11	203,821.28
EXEC	CHIEF INFO OFFICER (905)	4	102.9989	17,853.14	214,237.66
EXEC	CHIEF INFO OFFICER (905)	5	108.2610	18,765.24	225,182.88
EXEC	CHIEF TRANSPORTATION OFFICER (903)	1	88.6378	15,363.88	184,366.52
EXEC	CHIEF TRANSPORTATION OFFICER (903)	2	93.1666	16,148.88	193,786.58
EXEC	CHIEF TRANSPORTATION OFFICER (903)	3	97.9267	16,973.97	203,687.64
EXEC	CHIEF TRANSPORTATION OFFICER (903)	4	102.9306	17,841.31	214,095.70
EXEC	CHIEF TRANSPORTATION OFFICER (903)	5	108.1910	18,753.11	225,037.28
EXEC	CITY ATTORNEY (909)	1	115.9578	20,099.34	241,192.12
EXEC	CITY ATTORNEY (909)	2	121.8830	21,126.39	253,516.64
EXEC	CITY ATTORNEY (909)	3	128.1114	22,205.97	266,471.66
EXEC	CITY ATTORNEY (909)	4	134.6582	23,340.76	280,089.16
EXEC	CITY ATTORNEY (909)	5	141.5392	24,533.47	294,401.64
EXEC	CITY MANAGER (910)	1	136.9629	23,740.23	284,882.78
EXEC	CITY MANAGER (910)	2	143.9599	24,953.05	299,436.54
EXEC	CITY MANAGER (910)	3	151.3174	26,228.35	314,740.14
EXEC	CITY MANAGER (910)	4	159.0503	27,568.71	330,824.52
EXEC	CITY MANAGER (910)	5	167.1774	28,977.41	347,728.94

# Culver CITY

## Salary Schedule Effective Date 07/31/2023

**Note:** For FIRE job titles, the printed hourly rates are for 40-hour employees. To determine the hourly rates for 56-hour employees, divide the annual rate by 2912. (Titles with two codes in parentheses indicate they are 40-hour & 56-hour positions. The first code is for 40-hr, the second one for 56-hr.)

Group	Title	Step	Hourly Rate	Monthly Rate	Annual Rate
EXEC	COMMUNITY DEVELOPMENT DIRECTOR (904)	1	87.8152	15,221.31	182,655.72
EXEC	COMMUNITY DEVELOPMENT DIRECTOR (904)	2	92.3017	15,998.97	191,987.64
EXEC	COMMUNITY DEVELOPMENT DIRECTOR (904)	3	97.0213	16,817.02	201,804.20
EXEC	COMMUNITY DEVELOPMENT DIRECTOR (904)	4	101.9788	17,676.32	212,115.80
EXEC	COMMUNITY DEVELOPMENT DIRECTOR (904)	5	107.1904	18,579.67	222,955.98
EXEC	ECONOMIC DEVELOPMENT DIRECTOR (914)	1	78.4919	13,605.26	163,263.10
EXEC	ECONOMIC DEVELOPMENT DIRECTOR (914)	2	82.4164	14,285.51	171,426.06
EXEC	ECONOMIC DEVELOPMENT DIRECTOR (914)	3	86.5372	14,999.79	179,997.48
EXEC	ECONOMIC DEVELOPMENT DIRECTOR (914)	4	90.8641	15,749.78	188,997.38
EXEC	ECONOMIC DEVELOPMENT DIRECTOR (914)	5	95.4073	16,537.26	198,447.08
EXEC	HOUSING & HUMAN SERVICES DIR (913)	1	85.0665	14,744.86	176,938.32
EXEC	HOUSING & HUMAN SERVICES DIR (913)	2	89.3199	15,482.11	185,785.34
EXEC	HOUSING & HUMAN SERVICES DIR (913)	3	93.7858	16,256.20	195,074.36
EXEC	HOUSING & HUMAN SERVICES DIR (913)	4	98.4752	17,069.04	204,828.52
EXEC	HOUSING & HUMAN SERVICES DIR (913)	5	103.3990	17,922.49	215,069.92
EXEC	HUMAN RESOURCES DIRECTOR (902)	1	88.3092	15,306.94	183,683.24
EXEC	HUMAN RESOURCES DIRECTOR (902)	2	92.8195	16,088.71	193,064.56
EXEC	HUMAN RESOURCES DIRECTOR (902)	3	97.5635	16,911.01	202,932.08
EXEC	HUMAN RESOURCES DIRECTOR (902)	4	102.5478	17,774.94	213,299.32
EXEC	HUMAN RESOURCES DIRECTOR (902)	5	107.7902	18,683.64	224,203.72
EXEC	PLANNING/DEVELOPMENT DIRECTOR (912)	1	85.9135	14,891.67	178,700.08
EXEC	PLANNING/DEVELOPMENT DIRECTOR (912)	2	90.2085	15,636.14	187,633.68
EXEC	PLANNING/DEVELOPMENT DIRECTOR (912)	3	94.7196	16,418.07	197,016.82
EXEC	PLANNING/DEVELOPMENT DIRECTOR (912)	4	99.4554	17,238.93	206,867.18
EXEC	PLANNING/DEVELOPMENT DIRECTOR (912)	5	104.4279	18,100.83	217,209.98
EXEC	PRCS DIRECTOR (901)	1	82.2780	14,261.52	171,138.24
EXEC	PRCS DIRECTOR (901)	2	86.4811	14,990.06	179,880.74
EXEC	PRCS DIRECTOR (901)	3	90.9004	15,756.07	189,072.78
EXEC	PRCS DIRECTOR (901)	4	95.5474	16,561.55	198,738.54
EXEC	PRCS DIRECTOR (901)	5	100.4291	17,407.72	208,892.58
EXEC	PUBLIC WORKS DIRECTOR (906)	1	93.2252	16,159.04	193,908.52
EXEC	PUBLIC WORKS DIRECTOR (906)	2	97.9910	16,985.11	203,821.28
EXEC	PUBLIC WORKS DIRECTOR (906)	3	102.9989	17,853.14	214,237.66
EXEC	PUBLIC WORKS DIRECTOR (906)	4	108.2610	18,765.24	225,182.88
EXEC	PUBLIC WORKS DIRECTOR (906)	5	113.7942	19,724.34	236,692.04





# Culver CITY

## Salary Schedule

Effective Date 07/01/2023

**Note:** For FIRE job titles, the printed hourly rates are for 40-hour employees. To determine the hourly rates for 56-hour employees, divide the annual rate by 2912. (Titles with two codes in parentheses indicate they are 40-hour & 56-hour positions. The first code is for 40-hr, the second one for 56-hr.)

Group	Title	Step	Hourly Rate	Monthly Rate	Annual Rate
PMGT	ASSISTANT CHIEF (605)	1	111.9768	19,409.30	232,911.64
PMGT	POLICE CAPTAIN (604)	1	96.9465	16,804.06	201,648.72
PMGT	POLICE CHIEF (606)	1	128.7737	22,320.78	267,849.40
PMGT	POLICE LIEUTENANT (603)	1	77.3427	13,406.08	160,872.92

# Culver CITY

## Salary Schedule

Effective Date 07/01/2023

**Note:** For FIRE job titles, the printed hourly rates are for 40-hour employees. To determine the hourly rates for 56-hour employees, divide the annual rate by 2912. (Titles with two codes in parentheses indicate they are 40-hour & 56-hour positions. The first code is for 40-hr, the second one for 56-hr.)

Group	Title	Step	Hourly Rate	Monthly Rate	Annual Rate
POLC	POLICE OFFICER (601)	1	42.1667	7,308.90	87,706.84
POLC	POLICE OFFICER (601)	2	43.4511	7,531.53	90,378.34
POLC	POLICE OFFICER (601)	3	46.5389	8,066.74	96,800.86
POLC	POLICE OFFICER (601)	4	47.7117	8,270.04	99,240.44
POLC	POLICE OFFICER (601)	5	49.1521	8,519.70	102,236.42
POLC	POLICE OFFICER (601)	6	50.7858	8,802.86	105,634.36
POLC	POLICE OFFICER (601)	7	52.3361	9,071.60	108,859.14
POLC	POLICE OFFICER (601)	8	53.6577	9,300.68	111,608.12
POLC	POLICE OFFICER (601)	9	55.1293	9,555.74	114,668.84
POLC	POLICE SERGEANT (602)	1	63.4994	11,006.56	132,078.70

# Culver CITY

## Salary Schedule

Effective Date 07/01/2023

**Note:** For FIRE job titles, the printed hourly rates are for 40-hour employees. To determine the hourly rates for 56-hour employees, divide the annual rate by 2912. (Titles with two codes in parentheses indicate they are 40-hour & 56-hour positions. The first code is for 40-hr, the second one for 56-hr.)

Group	Title	Step	Hourly Rate	Monthly Rate	Annual Rate
POLR	POLICE RECRUIT (600)	1	42.1667	7,308.90	87,706.84



1  
2  
3  
4  
5  
6  
7  
8  
9  
10  
11  
12  
13  
14  
15  
16  
17  
18  
19  
20  
21  
22  
23  
24  
25  
26  
27  
28

**RESOLUTION NO. 2023-R 073**

A RESOLUTION OF THE CITY COUNCIL OF THE CITY OF  
CULVER CITY, CALIFORNIA, ADOPTING THE  
CLASSIFICATION AND SALARY PLAN FOR EXECUTIVE  
MANAGEMENT CITY EMPLOYEES EFFECTIVE  
DECEMBER 4, 2023.

NOW, THEREFORE, the City Council of the City of Culver City, DOES

RESOLVE as follows:

1. The Classification and Salary Plan, attached hereto as Exhibit "A" and  
incorporated herein by this reference, is hereby adopted effective December 4, 2023.

2. The Classification and Salary Plan attached hereto as Exhibit "A" shall  
supersede and replace all previously adopted salary plans for Executive Management City  
employees.

3. The City Manager and Chief Financial Officer are hereby authorized to  
adjust and pay salaries of the City employees in accordance with the Classification and  
Salary Plan adopted and approved by this Resolution, effective December 4, 2023.


APPROVED and ADOPTED this 11th day of December 2023.

  
\_\_\_\_\_  
ALBERT VERA, Mayor  
City of Culver City, California

ATTEST:

  
\_\_\_\_\_  
JEREMY BOCCHINO  
City Clerk

APPROVED AS TO FORM:

  
\_\_\_\_\_  
HEATHER S. BAKER  
City Attorney

Asst. City Attorney, for

**Note:** For FIRE job titles, the printed hourly rates are for 40-hour employees. To determine the hourly rates for 56-hour employees, divide the annual rate by 2912. (Titles with two codes in parentheses indicate they are 40-hour & 56-hour positions. The first code is for 40-hr, the second one for 56-hr.)

Group	Title	Step	Hourly Rate	Monthly Rate	Annual Rate
EXEC	ADMIN SERVICES DIRECTOR (911)	1	94.4910	16,378.44	196,541.28
EXEC	ADMIN SERVICES DIRECTOR (911)	2	99.3171	17,214.97	206,579.62
EXEC	ADMIN SERVICES DIRECTOR (911)	3	104.3929	18,094.77	217,137.18
EXEC	ADMIN SERVICES DIRECTOR (911)	4	109.7263	19,019.22	228,230.60
EXEC	ADMIN SERVICES DIRECTOR (911)	5	115.3354	19,991.47	239,897.58
EXEC	ASSISTANT CITY MANAGER (908)	1	101.9642	17,673.80	212,085.64
EXEC	ASSISTANT CITY MANAGER (908)	2	107.1751	18,577.02	222,924.26
EXEC	ASSISTANT CITY MANAGER (908)	3	112.6507	19,526.13	234,313.56
EXEC	ASSISTANT CITY MANAGER (908)	4	118.4077	20,524.01	246,288.12
EXEC	ASSISTANT CITY MANAGER (908)	5	124.4578	21,572.68	258,872.12
EXEC	ASSTANT TO CITY MANAGER (900)	1	62.8867	10,900.37	130,804.44
EXEC	ASSTANT TO CITY MANAGER (900)	2	66.1003	11,457.38	137,488.52
EXEC	ASSTANT TO CITY MANAGER (900)	3	69.4779	12,042.83	144,513.98
EXEC	ASSTANT TO CITY MANAGER (900)	4	73.0282	12,658.23	151,898.76
EXEC	ASSTANT TO CITY MANAGER (900)	5	76.7594	13,304.96	159,659.50
EXEC	CHIEF FINANCIAL OFFICER (907)	1	97.9910	16,985.11	203,821.28
EXEC	CHIEF FINANCIAL OFFICER (907)	2	102.9989	17,853.14	214,237.66
EXEC	CHIEF FINANCIAL OFFICER (907)	3	108.2610	18,765.24	225,182.88
EXEC	CHIEF FINANCIAL OFFICER (907)	4	113.7942	19,724.34	236,692.04
EXEC	CHIEF FINANCIAL OFFICER (907)	5	119.6090	20,732.23	248,786.72
EXEC	CHIEF INFO OFFICER (905)	1	88.6940	15,373.63	184,483.52
EXEC	CHIEF INFO OFFICER (905)	2	93.2252	16,159.04	193,908.52
EXEC	CHIEF INFO OFFICER (905)	3	97.9910	16,985.11	203,821.28
EXEC	CHIEF INFO OFFICER (905)	4	102.9989	17,853.14	214,237.66
EXEC	CHIEF INFO OFFICER (905)	5	108.2610	18,765.24	225,182.88
EXEC	CHIEF TRANSPORTATION OFFICER (903)	1	88.6378	15,363.88	184,366.52
EXEC	CHIEF TRANSPORTATION OFFICER (903)	2	93.1666	16,148.88	193,786.58
EXEC	CHIEF TRANSPORTATION OFFICER (903)	3	97.9267	16,973.97	203,687.64
EXEC	CHIEF TRANSPORTATION OFFICER (903)	4	102.9306	17,841.31	214,095.70
EXEC	CHIEF TRANSPORTATION OFFICER (903)	5	108.1910	18,753.11	225,037.28
EXEC	CITY ATTORNEY (909)	1	124.0748	21,506.29	258,075.48
EXEC	CITY ATTORNEY (909)	2	130.4148	22,605.22	271,262.68
EXEC	CITY ATTORNEY (909)	3	137.0792	23,760.40	285,124.84
EXEC	CITY ATTORNEY (909)	4	144.0843	24,974.60	299,695.24
EXEC	CITY ATTORNEY (909)	5	151.4469	26,250.79	315,009.50
EXEC	CITY MANAGER (910)	1	136.9629	23,740.23	284,882.78
EXEC	CITY MANAGER (910)	2	143.9599	24,953.05	299,436.54
EXEC	CITY MANAGER (910)	3	151.3174	26,228.35	314,740.14
EXEC	CITY MANAGER (910)	4	159.0503	27,568.71	330,824.52
EXEC	CITY MANAGER (910)	5	167.1774	28,977.41	347,728.94

# Culver CITY

## Salary Schedule

Effective Date 12/04/2023

**Note:** For FIRE job titles, the printed hourly rates are for 40-hour employees. To determine the hourly rates for 56-hour employees, divide the annual rate by 2912. (Titles with two codes in parentheses indicate they are 40-hour & 56-hour positions. The first code is for 40-hr, the second one for 56-hr.)

Group	Title	Step	Hourly Rate	Monthly Rate	Annual Rate
EXEC	COMMUNITY DEVELOPMENT DIRECTOR (904)	1	87.8152	15,221.31	182,655.72
EXEC	COMMUNITY DEVELOPMENT DIRECTOR (904)	2	92.3017	15,998.97	191,987.64
EXEC	COMMUNITY DEVELOPMENT DIRECTOR (904)	3	97.0213	16,817.02	201,804.20
EXEC	COMMUNITY DEVELOPMENT DIRECTOR (904)	4	101.9788	17,676.32	212,115.80
EXEC	COMMUNITY DEVELOPMENT DIRECTOR (904)	5	107.1904	18,579.67	222,955.98
EXEC	ECONOMIC DEVELOPMENT DIRECTOR (914)	1	78.4919	13,605.26	163,263.10
EXEC	ECONOMIC DEVELOPMENT DIRECTOR (914)	2	82.4164	14,285.51	171,426.06
EXEC	ECONOMIC DEVELOPMENT DIRECTOR (914)	3	86.5372	14,999.79	179,997.48
EXEC	ECONOMIC DEVELOPMENT DIRECTOR (914)	4	90.8641	15,749.78	188,997.38
EXEC	ECONOMIC DEVELOPMENT DIRECTOR (914)	5	95.4073	16,537.26	198,447.08
EXEC	HOUSING & HUMAN SERVICES DIR (913)	1	85.0665	14,744.86	176,938.32
EXEC	HOUSING & HUMAN SERVICES DIR (913)	2	89.3199	15,482.11	185,785.34
EXEC	HOUSING & HUMAN SERVICES DIR (913)	3	93.7858	16,256.20	195,074.36
EXEC	HOUSING & HUMAN SERVICES DIR (913)	4	98.4752	17,069.04	204,828.52
EXEC	HOUSING & HUMAN SERVICES DIR (913)	5	103.3990	17,922.49	215,069.92
EXEC	HUMAN RESOURCES DIRECTOR (902)	1	88.3092	15,306.94	183,683.24
EXEC	HUMAN RESOURCES DIRECTOR (902)	2	92.8195	16,088.71	193,064.56
EXEC	HUMAN RESOURCES DIRECTOR (902)	3	97.5635	16,911.01	202,932.08
EXEC	HUMAN RESOURCES DIRECTOR (902)	4	102.5478	17,774.94	213,299.32
EXEC	HUMAN RESOURCES DIRECTOR (902)	5	107.7902	18,683.64	224,203.72
EXEC	PLANNING/DEVELOPMENT DIRECTOR (912)	1	85.9135	14,891.67	178,700.08
EXEC	PLANNING/DEVELOPMENT DIRECTOR (912)	2	90.2085	15,636.14	187,633.68
EXEC	PLANNING/DEVELOPMENT DIRECTOR (912)	3	94.7196	16,418.07	197,016.82
EXEC	PLANNING/DEVELOPMENT DIRECTOR (912)	4	99.4554	17,238.93	206,867.18
EXEC	PLANNING/DEVELOPMENT DIRECTOR (912)	5	104.4279	18,100.83	217,209.98
EXEC	PRCS DIRECTOR (901)	1	82.2780	14,261.52	171,138.24
EXEC	PRCS DIRECTOR (901)	2	86.4811	14,990.06	179,880.74
EXEC	PRCS DIRECTOR (901)	3	90.9004	15,756.07	189,072.78
EXEC	PRCS DIRECTOR (901)	4	95.5474	16,561.55	198,738.54
EXEC	PRCS DIRECTOR (901)	5	100.4291	17,407.72	208,892.58
EXEC	PUBLIC WORKS DIRECTOR (906)	1	93.2252	16,159.04	193,908.52
EXEC	PUBLIC WORKS DIRECTOR (906)	2	97.9910	16,985.11	203,821.28
EXEC	PUBLIC WORKS DIRECTOR (906)	3	102.9989	17,853.14	214,237.66
EXEC	PUBLIC WORKS DIRECTOR (906)	4	108.2610	18,765.24	225,182.88
EXEC	PUBLIC WORKS DIRECTOR (906)	5	113.7942	19,724.34	236,692.04

1  
2  
3  
4  
5  
6  
7  
8  
9  
10  
11  
12  
13  
14  
15  
16  
17  
18  
19  
20  
21  
22  
23  
24  
25  
26  
27  
28

**RESOLUTION NO. 2024-R001**

A RESOLUTION OF THE CITY COUNCIL OF THE CITY OF CULVER CITY, CALIFORNIA, ADOPTING THE CLASSIFICATION AND SALARY PLAN FOR CITY EMPLOYEES EFFECTIVE JANUARY 1, 2024

WHEREAS, California's minimum wage increased to \$16.00 per hour effective January 1, 2024, and Culver City's salary schedule has been updated to reflect this change.


NOW, THEREFORE, the City Council of the City of Culver City, DOES RESOLVE as follows


1. The Classification and Salary Plan, attached hereto as "Exhibit A" and incorporated herein by this reference, is hereby adopted effective January 1, 2024.


2. The Classification and Salary Plan attached hereto as "Exhibit A" shall supersede and replace all previously adopted salary plans for City employees.

3. The City Manager and Chief Financial Officer are hereby authorized to adjust and pay salaries of the City employees in accordance with the Classification and Salary Plan adopted and approved by this Resolution, effective January 1, 2024.

APPROVED and ADOPTED this January 8<sup>th</sup> day of 2024.

  
\_\_\_\_\_  
YASMINE MCMORRIN, Mayor  
City of Culver City, California

ATTEST:  
  
\_\_\_\_\_  
JEREMY BOCCHINO, City Clerk

APPROVED AS TO FORM:  
  
\_\_\_\_\_  
HEATHER S. BAKER, City Attorney

# Culver CITY

## Salary Schedule

### Effective Date 01/01/2024

**Note:** For FIRE job titles, the printed hourly rates are for 40-hour employees. To determine the hourly rates for 56-hour employees, divide the annual rate by 2912. (Titles with two codes in parentheses indicate they are 40-hour & 56-hour positions. The first code is for 40-hr, the second one for 56-hr.)

Group	Title	Step	Hourly Rate	Monthly Rate	Annual Rate
NBNE	ADMIN INTERN (107)	1	16.0000	0.00	0.00
NBNE	ADMIN INTERN (107)	2	16.8000	0.00	0.00
NBNE	ADMIN INTERN (107)	3	17.6399	0.00	0.00
NBNE	AMBULANCE OPERATOR (116)	1	20.0000	0.00	0.00
NBNE	AMBULANCE OPERATOR (116)	2	21.0000	0.00	0.00
NBNE	AMBULANCE OPERATOR (116)	3	22.0500	0.00	0.00
NBNE	BUS OPERATOR TRAINEE (106)	1	19.1008	0.00	0.00
NBNE	CASHIER PLUNGE (101)	1	16.0000	0.00	0.00
NBNE	CASHIER PLUNGE (101)	2	16.8000	0.00	0.00
NBNE	CASHIER PLUNGE (101)	3	17.6399	0.00	0.00
NBNE	CONTRACT EMPLOYEE (199)	1	20.0000	0.00	0.00
NBNE	CONTRACT EMPLOYEE (199)	2	30.0000	0.00	0.00
NBNE	CONTRACT EMPLOYEE (199)	3	40.0000	0.00	0.00
NBNE	CONTRACT EMPLOYEE (199)	4	50.0000	0.00	0.00
NBNE	CONTRACT EMPLOYEE (199)	5	60.0000	0.00	0.00
NBNE	CONTRACT EMPLOYEE (199)	6	70.0000	0.00	0.00
NBNE	CONTRACT EMPLOYEE (199)	7	80.0000	0.00	0.00
NBNE	CONTRACT EMPLOYEE (199)	8	90.0000	0.00	0.00
NBNE	CONTRACT EMPLOYEE (199)	9	100.0000	0.00	0.00
NBNE	CONTRACT EMPLOYEE (199)	10	110.0000	0.00	0.00
NBNE	CONTRACT EMPLOYEE (199)	11	120.0000	0.00	0.00
NBNE	CONTRACT EMPLOYEE (199)	12	130.0000	0.00	0.00
NBNE	CROSSING GUARD (104)	1	16.0000	0.00	0.00
NBNE	GIS INTERN (111)	1	17.3644	0.00	0.00
NBNE	GIS INTERN (111)	2	18.2326	0.00	0.00
NBNE	GIS INTERN (111)	3	19.1442	0.00	0.00
NBNE	INSTRCTR/PPL/DISABILITIES (115)	1	23.8471	0.00	0.00
NBNE	LIFEGUARD (108)	1	20.6726	0.00	0.00
NBNE	LIFEGUARD (108)	2	21.6411	0.00	0.00
NBNE	LIFEGUARD (108)	3	22.6579	0.00	0.00
NBNE	LIFEGUARD SWIM INSTRUCTOR NB (110)	1	22.3816	0.00	0.00
NBNE	LIFEGUARD SWIM INSTRUCTOR NB (110)	2	23.4355	0.00	0.00
NBNE	LIFEGUARD SWIM INSTRUCTOR NB (110)	3	24.5420	0.00	0.00
NBNE	POOL MANAGER (113)	1	25.4203	0.00	0.00
NBNE	POOL MANAGER (113)	2	26.3405	0.00	0.00
NBNE	POOL MANAGER (113)	3	27.3068	0.00	0.00
NBNE	RECREATION LEADER I (103)	1	16.0000	0.00	0.00
NBNE	RECREATION LEADER I (103)	2	16.8000	0.00	0.00
NBNE	RECREATION LEADER I (103)	3	17.6399	0.00	0.00

# Culver CITY

## Salary Schedule Effective Date 01/01/2024

**Note:** For FIRE job titles, the printed hourly rates are for 40-hour employees. To determine the hourly rates for 56-hour employees, divide the annual rate by 2912. (Titles with two codes in parentheses indicate they are 40-hour & 56-hour positions. The first code is for 40-hr, the second one for 56-hr.)


Group	Title	Step	Hourly Rate	Monthly Rate	Annual Rate
NBNE	RECREATION LEADER II (109)	1	18.6421	0.00	0.00
NBNE	RECREATION LEADER II (109)	2	19.5745	0.00	0.00
NBNE	RECREATION LEADER II (109)	3	20.5530	0.00	0.00
NBNE	RECREATION SPECIALIST (114)	1	24.6373	0.00	0.00
NBNE	RECREATION SPECIALIST (114)	2	25.8692	0.00	0.00
NBNE	RECREATION SPECIALIST (114)	3	27.1626	0.00	0.00
NBNE	SR RECREATION LEADER (112)	1	21.9314	0.00	0.00
NBNE	SR RECREATION LEADER (112)	2	23.0280	0.00	0.00
NBNE	SR RECREATION LEADER (112)	3	24.1794	0.00	0.00
NBNE	STUDENT WORKER I (100)	1	16.0000	0.00	0.00
NBNE	STUDENT WORKER I (100)	2	16.7999	0.00	0.00
NBNE	STUDENT WORKER I (100)	3	17.6399	0.00	0.00
NBNE	STUDENT WORKER II (102)	1	16.7999	0.00	0.00
NBNE	STUDENT WORKER II (102)	2	17.6399	0.00	0.00
NBNE	STUDENT WORKER II (102)	3	18.5219	0.00	0.00
NBNE	STUDENT WORKER III (105)	1	19.3768	0.00	0.00
NBNE	STUDENT WORKER III (105)	2	20.3457	0.00	0.00
NBNE	STUDENT WORKER III (105)	3	21.3629	0.00	0.00





1  
2  
3  
4  
5  
6  
7  
8  
9  
10  
11  
12  
13  
14  
15  
16  
17  
18  
19  
20  
21  
22  
23  
24  
25  
26  
27  
28

3. The City Manager and Chief Financial Officer are hereby authorized to adjust and pay salaries of the City employees in accordance with the Classification and Salary Plan adopted and approved by this Resolution, effective January 14, 2024.

APPROVED and ADOPTED this 22nd day of January 2024.

  
\_\_\_\_\_  
YASMINE-IMANI MCMORRIN, Mayor  
City of Culver City, California

ATTEST:  
  
\_\_\_\_\_  
JEREMY BOCCHINO  
City Clerk

APPROVED AS TO FORM:  
  
\_\_\_\_\_  
HEATHER S. BAKER  
City Attorney



# Culver CITY

## Salary Schedule

### Effective Date 01/15/2024

**Note:** For FIRE job titles, the printed hourly rates are for 40-hour employees. To determine the hourly rates for 56-hour employees, divide the annual rate by 2912. (Titles with two codes in parentheses indicate they are 40-hour & 56-hour positions. The first code is for 40-hr, the second one for 56-hr.)

Group	Title	Step	Hourly Rate	Monthly Rate	Annual Rate
FIRE	FIRE CAPTAIN (504/505)	1	70.5146	12,222.54	146,670.53
FIRE	FIRE ENGINEER (502/503)	1	61.3171	10,628.29	127,539.52
FIRE	FIREFIGHTER (500/501)	0	36.7180	6,364.46	76,373.47
FIRE	FIREFIGHTER (500/501)	1	40.9655	7,100.68	85,208.19
FIRE	FIREFIGHTER (500/501)	2	42.0028	7,280.47	87,365.68
FIRE	FIREFIGHTER (500/501)	3	45.8781	7,952.21	95,426.46
FIRE	FIREFIGHTER (500/501)	4	48.4653	8,400.63	100,807.61
FIRE	FIREFIGHTER (500/501)	5	51.2055	8,875.62	106,507.40
FIRE	FIREFIGHTER (500/501)	6	53.3193	9,242.00	110,903.94

# Culver CITY

## Salary Schedule

Effective Date 01/15/2024

**Note:** For FIRE job titles, the printed hourly rates are for 40-hour employees. To determine the hourly rates for 56-hour employees, divide the annual rate by 2912. (Titles with two codes in parentheses indicate they are 40-hour & 56-hour positions. The first code is for 40-hr, the second one for 56-hr.)

Group	Title	Step	Hourly Rate	Monthly Rate	Annual Rate
FMGT	ASST FIRE CHIEF (509)	1	102.0810	17,694.03	212,328.37
FMGT	BATTALION CHIEF (506/507)	1	84.5386	14,653.35	175,840.22
FMGT	FIRE CHIEF (510)	1	118.5673	20,551.66	246,619.93
FMGT	FIRE MARSHAL (508)	1	97.2199	16,851.46	202,217.47