

## Tellefson Park Remodel

### Overview

Request Owner	Adam Ferguson, Senior Management Analyst
Department	Parks Recreation & Comm Svs
Form Type	Capital Improvement
Request Type	CIP Project Request Form FY 2025-26
Project Number	PP029

### Description

Now that we have the Parks Plan, it is vital that the City begins to implement its recommendations. The renovations suggested for Tellefson Park are a good place to start.

Items included in the renovation:

- Two pickleball/ paddle tennis courts with spectator seating
- New picnic groves
- Sand Volleyball court
- New exercise equipment
- Upgrade restrooms
- Extended sidewalk and accessible walking paths throughout
- Thin out tree canopy, remove unhealthy trees, and plant new trees in line with recommendations to replace trees with native species

### Images



### Details

Project Manager	Dani Cullens and Ryan Drnek
Mandated Project Activities	Projects necessary to adequately maintain existing facilities, infrastructure, or equipment
Existing or New Project	New Funding Request - Brand New Project
Neighborhood Impacted	Clarkdale
Project Category	Parks and Recreational Projects
For Facilities, Infrastructure, and Street Projects Only	Refurbishment of Existing Construction

### Project Justification

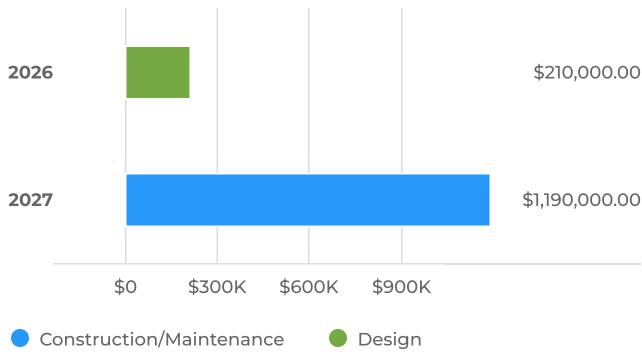
Tellefson Park meets the criteria laid out in the decision framework in the Parks Plan: it is in an area with historically lower investment, in proximity to an Equity Focus Neighborhood, increases services in parks with high pressure, and helps achieve the Parks Plan Vision, Mission, and Goals. In addition, there are likely to be available local, state, and federal funding

opportunities.

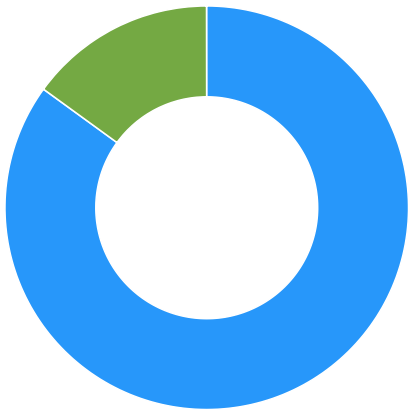
Capital Cost

FY2026 Budget	Total Budget (all years)	Project Total
\$210,000	\$1.4M	\$1.4M

Capital Cost by Year



Capital Cost for Budgeted Years



Construction/Maintenance (85%)	\$1,190,000.00
Design (15%)	\$210,000.00
<b>TOTAL</b>	<b>\$1,400,000.00</b>

Capital Cost Breakdown			
Capital Cost	FY2026	FY2027	Total
Design	\$210,000	\$0	\$210,000
Construction/Maintenance	\$0	\$1,190,000	\$1,190,000
Total	\$210,000	\$1,190,000	\$1,400,000

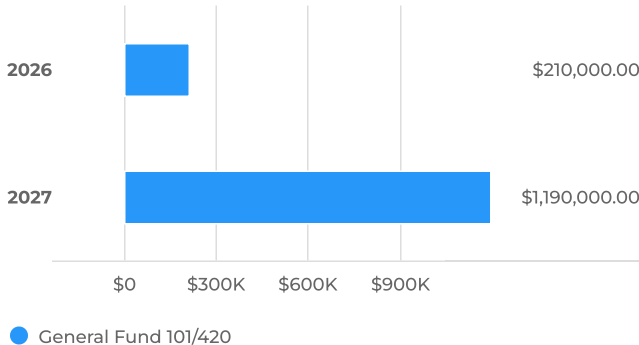
Funding Sources

FY2026 Budget  
\$210,000


Total Budget (all years)  
\$1.4M

Project Total  
\$1.4M

Funding Sources by Year



Funding Sources for Budgeted Years



General Fund 101/420 (100%) \$1,400,000.00

TOTAL \$1,400,000.00

Funding Sources Breakdown			
Funding Sources	FY2026	FY2027	Total
General Fund 101/420	\$210,000	\$1,190,000	\$1,400,000
Total	\$210,000	\$1,190,000	\$1,400,000

# Senior Center Outdoor Patio Remodel

---

## Overview

Request Owner	Adam Ferguson, Senior Management Analyst
Department	Parks Recreation & Comm Svs
Form Type	Capital Improvement
Request Type	CIP Project Request Form FY 2025-26
Project Number	PP020

---

## Description

Convert the open space on the north side of the Culver City Senior Center to a usable outdoor space. Project includes surrounding wall enclosing the area, landscaping buffer, and shade sails. This allows for an outdoor, multi-use area for programs and activities.

---

## Details

Project Manager	Ryan Drnek
Mandated Project Activities	Projects necessary to adequately maintain existing facilities, infrastructure, or equipment
Existing or New Project	No New Funding Request - Existing Project Carryover Budget Until Completed
Neighborhood Impacted	Washington Culver
Project Category	Parks and Recreational Projects
For Facilities, Infrastructure, and Street Projects Only	Refurbishment of Existing Construction

## Project Justification

This area at the senior center is an open patio that is easily accessible to the public and the unhoused population. During the pandemic, a large encampment existed in this space, which led to violent outbreaks and small fires. This CIP will allow PRCS to reclaim this area for senior and social services programming and place architectural enhancements to prevent future encampments.

## Consequences if Project is Not Approved

There is a chance that a future encampment could occur at this site.

## Capital Cost

Total Historical

**\$160,000**

Total Budget (all years)

**N/A**

Project Total

**\$160K**

Please add in budgeted amounts for any of the fiscal years to see chart information.

### Capital Cost Breakdown

Capital Cost	Historical	FY2026	Total
Planning	\$160,000	\$0	\$160,000
<b>Total</b>	<b>\$160,000</b>	<b>\$0</b>	<b>\$160,000</b>

## Funding Sources

Total Historical

**\$160,000**

Total Budget (all years)

**N/A**

Project Total

**\$160K**

Please add in budgeted amounts for any of the fiscal years to see chart information.

### Funding Sources Breakdown

Funding Sources	Historical	FY2026	Total
General Fund 101/420	\$160,000	\$0	\$160,000
<b>Total</b>	<b>\$160,000</b>	<b>\$0</b>	<b>\$160,000</b>

# Culver City Park Fields

---

## Overview

Request Owner	Adam Ferguson, Senior Management Analyst
Department	Parks Recreation & Comm Svs
Form Type	Capital Improvement
Request Type	CIP Project Request Form FY 2025-26
Project Number	PP013

---

## Description

For Culver City Park Field 1, PRCS plans to relocate the infield, expand open space and playable areas, grade and sod the outfield. For Field 3, PRCS plans to regrade, reengineer, and lift heads, sod outfield. For Field 4, PRCS plans to regrade, reengineer and lift heads, remove backstop/fencing, add in a retaining wall, repurpose the field to open space.

In FY 23/24- PRCS did drainage correction, DG path, and repaired and replaced fencing

---

## Details

Project Manager	Dani Cullens
Mandated Project Activities	Projects necessary to adequately maintain existing facilities, infrastructure, or equipment
Existing or New Project	No New Funding Request - Existing Project Carryover Budget Until Completed
Neighborhood Impacted	Jefferson
Project Category	Parks and Recreational Projects
For Facilities, Infrastructure, and Street Projects Only	Refurbishment of Existing Construction

## Project Justification

With the landfill located under parts of Culver City park, the fields need to be continuously maintained for public safety.

## Capital Cost

Total Historical	Total Budget (all years)	Project Total
\$985,236	N/A	\$985.236K

---

Please add in budgeted amounts for any of the fiscal years to see chart information.

Capital Cost Breakdown			
Capital Cost	Historical	FY2026	Total
Construction/Maintenance	\$985,236	\$0	\$985,236
<b>Total</b>	<b>\$985,236</b>	<b>\$0</b>	<b>\$985,236</b>

## Funding Sources

Total Historical	Total Budget (all years)	Project Total
\$985,236	N/A	\$985.236K

---

Please add in budgeted amounts for any of the fiscal years to see chart information.

Funding Sources Breakdown			
Funding Sources	Historical	FY2026	Total
General Fund 101/420	\$827,371	\$0	\$827,371
Park Facilities 419	\$157,864	\$0	\$157,864
<b>Total</b>	<b>\$985,236</b>	<b>\$0</b>	<b>\$985,236</b>

# Upgrade Park Irrigation Systems

---

## Overview

Request Owner	Adam Ferguson, Senior Management Analyst
Department	Parks Recreation & Comm Svs
Form Type	Capital Improvement
Request Type	CIP Project Request Form FY 2025-26
Project Number	PZ612

---

## Description

This capital project will be used to replace out-moded components of the existing irrigation systems at various parks, including electronic controls with state-of-the-art technology; installation of master valves and flow sensors; emergency shut-off valves; rain sensors; low-pressure compensating sprinkler heads; installation of electrical connection and Calsense controllers along the Expo National Median Project; and complying with State Water Mandates to remove turf in medians and retrofit existing irrigation to deep water existing trees. Goals include updating Calsense system to complete wireless technology, working with IT and Calsense. Turf consultant will be making recommendations for irrigation and retrofits based on turf analysis.

In FY 23/24, a new goal is to move forward from Calsense radio connection to ether and/or cellular-based system and replace dying connections.

IN FY 25/26-- adding money to allow for the changes that are needed to meet MWELo Compliance

---

## Details

Project Manager	Dani Cullens
Mandated Project Activities	Projects necessary to adequately maintain existing facilities, infrastructure, or equipment
Existing or New Project	New Funding Request - Existing Project
Neighborhood Impacted	Citywide
Project Category	Parks and Recreational Projects
For Facilities, Infrastructure, and Street Projects Only	Refurbishment of Existing Construction

## Project Justification

Throughout the entire park system, upgrades, maintenance, and replacement of irrigation equipment is required by the state to meet the Model Water Efficient Landscape Ordinance (MWELo).



Capital Cost

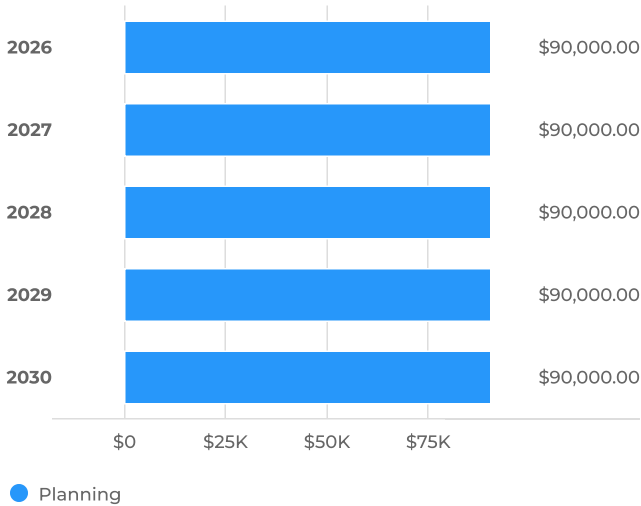
Total Historical  
**\$136,690**

FY2026 Budget  
**\$90,000**


Total Budget (all years)  
**\$450K**

Project Total  
**\$586.69K**

Capital Cost by Year



Capital Cost for Budgeted Years



Capital Cost Breakdown							
Capital Cost	Historical	FY2026	FY2027	FY2028	FY2029	FY2030	Total
Planning	\$136,690	\$90,000	\$90,000	\$90,000	\$90,000	\$90,000	\$586,690
Total	\$136,690	\$90,000	\$90,000	\$90,000	\$90,000	\$90,000	\$586,690

Funding Sources

Total Historical  
**\$136,690**

FY2026 Budget  
**\$90,000**

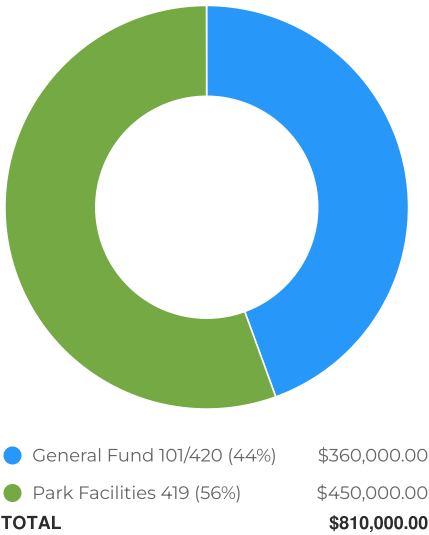
Total Budget (all years)  
**\$810K**

Project Total  
**\$946.69K**

Funding Sources by Year



Funding Sources for Budgeted Years



Funding Sources Breakdown							
Funding Sources	Historical	FY2026	FY2027	FY2028	FY2029	FY2030	Total
General Fund 101/420	\$47,444	\$0	\$90,000	\$90,000	\$90,000	\$90,000	\$407,444
Park Facilities 419	\$89,246	\$90,000	\$90,000	\$90,000	\$90,000	\$90,000	\$539,246
Total	\$136,690	\$90,000	\$180,000	\$180,000	\$180,000	\$180,000	\$946,690

# Lindberg Park Improvement Project

---

## Overview

Request Owner	Adam Ferguson, Senior Management Analyst
Department	Parks Recreation & Comm Svs
Form Type	Capital Improvement
Request Type	CIP Project Request Form FY 2025-26
Project Number	PP008

---

## Description

This project is to replace the playground at Lindberg Park. Phases 1-3 are for FY 2025 and Phase 4 is for FY 2026.

Phase 1: Hire a consultant to conduct a community outreach and scoping process to replace the Lindberg Park Playground and making other general improvements to Lindberg Park.

Phase 2: Hire a consultant to design the Playground and Park improvements, based on Community input.

Phase 3: Identify funding for the Project.

Phase 4: Construction.

---

## Images



---

## Details

Project Manager	Dani Cullens
Mandated Project Activities	Projects necessary to adequately maintain existing facilities, infrastructure, or equipment
Existing or New Project	New Funding Request - Existing Project
Neighborhood Impacted	Studio Village
Project Category	Parks and Recreational Projects
For Facilities, Infrastructure, and Street Projects Only	Replacement of Existing Construction

## Project Justification

Lindberg Park has one of the oldest playgrounds in the parks system. The playground parts are no longer made, so replacements and repairs have become increasingly difficult. A new playground needs to be installed in order to maintain a safe environment.

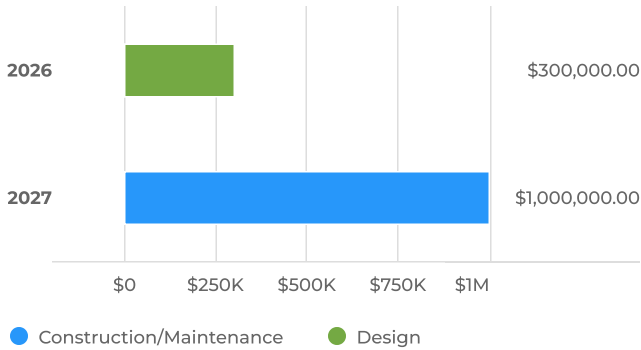
Capital Cost

FY2026 Budget  
**\$300,000**

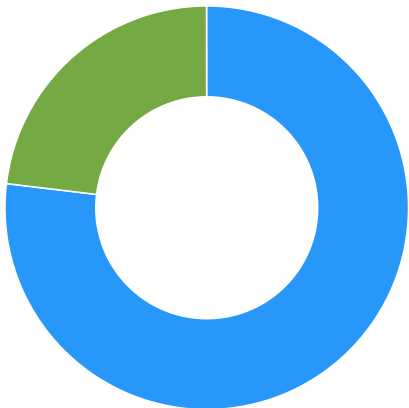
Total Budget (all years)  
**\$1.3M**

Project Total  
**\$1.3M**

Capital Cost by Year



Capital Cost for Budgeted Years



Construction/Maintenance (77%)\$1,000,000.00

Design (23%)\$300,000.00

**TOTAL****\$1,300,000.00**

Capital Cost Breakdown			
Capital Cost	FY2026	FY2027	Total
Design	\$300,000	\$0	\$300,000
Construction/Maintenance	\$0	\$1,000,000	\$1,000,000
Total	\$300,000	\$1,000,000	\$1,300,000

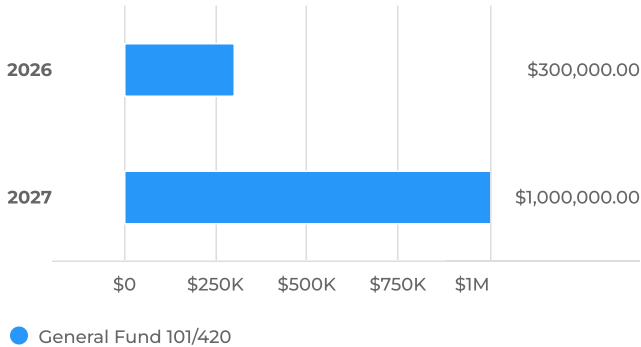
Funding Sources

FY2026 Budget  
\$300,000


Total Budget (all years)  
\$1.3M

Project Total  
\$1.3M

Funding Sources by Year



Funding Sources for Budgeted Years



General Fund 101/420 (100%) \$1,300,000.00

TOTAL \$1,300,000.00

Funding Sources Breakdown			
Funding Sources	FY2026	FY2027	Total
General Fund 101/420	\$300,000	\$1,000,000	\$1,300,000
Total	\$300,000	\$1,000,000	\$1,300,000

# Resurface/Restripe Sports Courts

## Overview

Request Owner	Adam Ferguson, Senior Management Analyst
Department	Parks Recreation & Comm Svs
Request Groups	Public Works (60)
Form Type	Capital Improvement
Request Type	CIP Project Request Form FY 2024-25
Project Number	PZ640

## Description

This project involves striping, resurfacing and restriping sport courts at Fox Hills, Lindberg, Kronenthal, El Marino, Culver West Alexander, Blair Hills and Vet's Parks. Sports courts include tennis, paddle tennis, handball, and basketball courts.

A fiscal year history is:

FY 20/21: Veterans Park basketball courts were reconstructed and re-striped in April 2021. Completed.

FY24 : Reconstruct basketball courts in Blair Hills Park. Design is 90% Completed

FY25: Reconstruct basketball courts in Culver West Alexander Park.

Converting paddles tennis courts to duel use paddle tennis/pickleball courts is also included in this project.

## Images



## Details

Project Manager	Dani Cullens
Mandated Project Activities	Projects necessary to adequately maintain existing facilities, infrastructure, or equipment
Existing or New Project	No New Funding Request - Existing Project Carryover Budget Until Completed
Neighborhood Impacted	Citywide
Project Category	Parks and Recreational Projects
For Facilities, Infrastructure, and Street Projects Only	Refurbishment of Existing Construction
For All Other Projects	N/A - Not Applicable

## Project Justification

There is a natural wear and tear that occurs from repeated play on sports courts. This CIP uses a rotation of parks to make repairs to the courts. Ignoring the repairs can become a safety concern.

Capital Cost

Total Historical	Total Budget (all years)	Project Total
\$264,617	N/A	\$264.617K

Please add in budgeted amounts for any of the fiscal years to see chart information.

Capital Cost Breakdown			
Capital Cost	Historical	FY2026	Total
Repairs/Improvements	\$4,661	\$0	\$4,661
Construction/Maintenance	\$259,956	\$0	\$259,956
Total	\$264,617	\$0	\$264,617

Funding Sources

Total Historical	Total Budget (all years)	Project Total
\$264,617	N/A	\$264.617K

Please add in budgeted amounts for any of the fiscal years to see chart information.

Funding Sources Breakdown			
Funding Sources	Historical	FY2026	Total
General Fund 101/420	\$259,956	\$0	\$259,956
Park Facilities 419	\$4,661	\$0	\$4,661
Total	\$264,617	\$0	\$264,617

# Park Playground Rehabilitation

## Overview

Request Owner	Adam Ferguson, Senior Management Analyst
Department	Parks Recreation & Comm Svs
Form Type	Capital Improvement
Request Type	CIP Project Request Form FY 2024-25
Project Number	PP014

## Description

This project will to redesign a playground at a specific park based on the rotation of parks.

FY 25: The project will include playground resurfacing at Culver West Alexander, new tot playground installation at Culver West Alexander and additional resurfacing pieces as needed.

## Images



## Details

Project Manager	Dani Cullens
Mandated Project Activities	Projects necessary to adequately maintain existing facilities, infratructure, or equipment
Existing or New Project	No New Funding Request - Existing Project Carryover Budget Until Completed
Neighborhood Impacted	Citywide, Culver/West
Project Category	Parks and Recreational Projects
For Facilities, Infrastructure, and Street Projects Only	Replacement of Existing Construction
For All Other Projects	N/A - Not Applicable

## Project Justification

Playground rehabilitation is crucial in order to involve the community in the designs of their parks, but also to add in playground pieces for children, who traditionally have not been represented. An example of new equipment includes sensory equipment.



## Capital Cost

Total Historical

**\$793,453**

Total Budget (all years)

**N/A**

Project Total

**\$793.453K**

Please add in budgeted amounts for any of the fiscal years to see chart information.

### Capital Cost Breakdown

Capital Cost	Historical	FY2026	Total
Repairs/Improvements	\$793,453	\$0	\$793,453
<b>Total</b>	<b>\$793,453</b>	<b>\$0</b>	<b>\$793,453</b>

## Funding Sources

Total Historical

**\$793,453**

Total Budget (all years)

**N/A**

Project Total

**\$793.453K**

Please add in budgeted amounts for any of the fiscal years to see chart information.

### Funding Sources Breakdown

Funding Sources	Historical	FY2026	Total
General Fund 101/420	\$793,453	\$0	\$793,453
<b>Total</b>	<b>\$793,453</b>	<b>\$0</b>	<b>\$793,453</b>

# Upgrade Parks Base Ball Field Lighting

## Overview

Request Owner	Adam Ferguson, Senior Management Analyst
Department	Parks Recreation & Comm Svs
Request Groups	Parks, Recreation, and Community Services (30)
Form Type	Capital Improvement
Request Type	CIP Project Request Form FY 2024-25
Project Number	PP010

## Description

This project will replace the old baseball field 1000 Watt metal halide bulbs at Culver City Park, Veterans Park, and Syd Kronenthal Park and convert them to low-power-consuming Musco LED lights/fixture systems.

FY 2025-2026: This project has been expanded to include a park system-wide upgrade for all lighting.

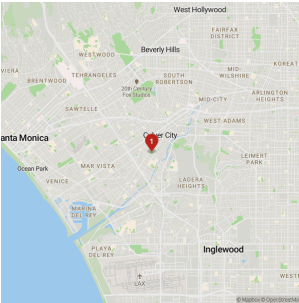
## Images



## Details

Project Manager	Dani Cullens
Mandated Project Activities	Projects necessary to adequately maintain existing facilities, infrastructure, or equipment
Existing or New Project	New Funding Request - Existing Project
Neighborhood Impacted	Citywide
Project Category	Facilities and Infrastructure Improvements
For Facilities, Infrastructure, and Street Projects Only	Refurbishment of Existing Construction

## Location



## Project Justification

This project will increase field visibility for night park usage and reduce energy consumption.

**Council Adopted Priority Explanation**

Promote Public Safety

Improve and Maintain Public Infrastructure and Community Spaces

**Ongoing Operations and Maintenance Budget Impacts Explanation**

Maintenance

**Consequences if Project is Not Approved**

Continued high power usage and less visibility.

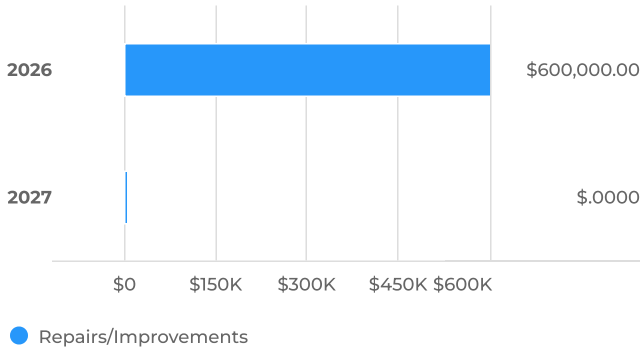
**New Revenues or Ongoing Cost Savings Explanation**

None.


Capital Cost

Total Historical	FY2026 Budget	Total Budget (all years)	Project Total
\$600,000	\$600,000	\$600K	\$1.2M

Capital Cost by Year



Capital Cost for Budgeted Years



● Repairs/Improvements (100%) \$600,000.00  
**TOTAL \$600,000.00**

Capital Cost Breakdown				
Capital Cost	Historical	FY2026	FY2027	Total
Repairs/Improvements	\$500,000	\$600,000	\$0	\$1,100,000
Construction/Maintenance	\$100,000	\$0	\$0	\$100,000
Total	\$600,000	\$600,000	\$0	\$1,200,000

Funding Sources

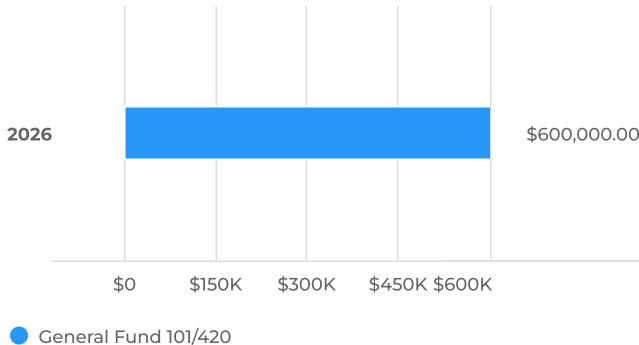
Total Historical  
\$600,000

FY2026 Budget  
\$600,000

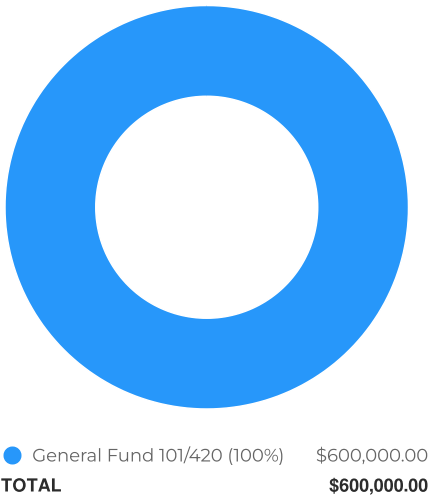
Total Budget (all years)  
\$600K

Project Total  
\$1.2M

Funding Sources by Year



Funding Sources for Budgeted Years



Funding Sources Breakdown			
Funding Sources	Historical	FY2026	Total
General Fund 101/420	\$250,000	\$600,000	\$850,000
Park Facilities 419	\$350,000	\$0	\$350,000
Total	\$600,000	\$600,000	\$1,200,000

# Playground Equipment Repair at Parks

## Overview

Request Owner	Adam Ferguson, Senior Management Analyst
Department	Parks Recreation & Comm Svs
Form Type	Capital Improvement
Request Type	CIP Project Request Form FY 2024-25
Project Number	PP016

## Description

This ongoing project will fund repairs to playground equipment at various parks throughout the City for compliance with California safety guidelines, laws, and standards per citywide playground audits performed by certified Parks Division staff.

## Images



## Details

Project Manager	Dani Cullens
Mandated Project Activities	Projects necessary to adequately maintain existing facilities, infratructure, or equipment
Existing or New Project	New Funding Request - Existing Project
Neighborhood Impacted	Citywide
Project Category	Facilities and Infrastructure Improvements
For Facilities, Infrastructure, and Street Projects Only	Refurbishment of Existing Construction

## Project Justification

As playground equipment is broken, quick replacement of the parts is important in order to avoid any safety concerns for residents.

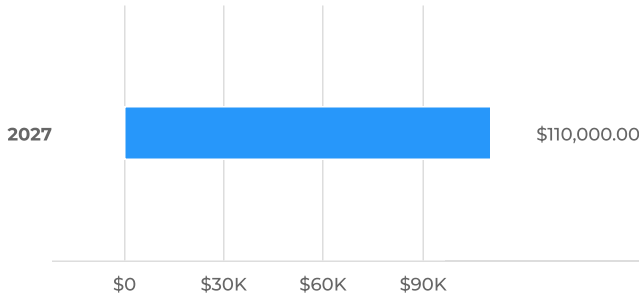
Capital Cost

Total Historical  
**\$122,582**

Total Budget (all years)  
**\$110K**


Project Total  
**\$232.582K**

Capital Cost by Year



● Construction/Maintenance

Capital Cost for Budgeted Years



● Construction/Maintenance (100%)\$110,000.00  
**TOTAL** **\$110,000.00**

Capital Cost Breakdown			
Capital Cost	Historical	FY2027	Total
Construction/Maintenance	\$122,582	\$110,000	\$232,582
Total	\$122,582	\$110,000	\$232,582

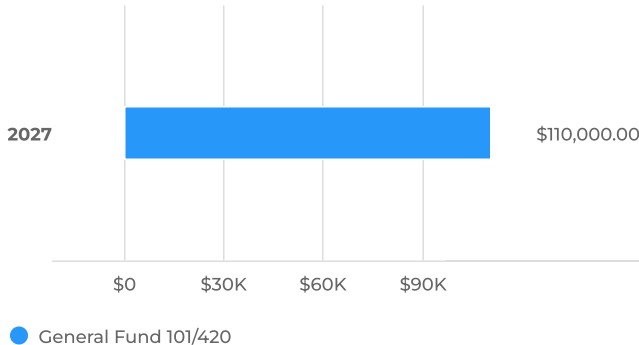
Funding Sources

Total Historical  
\$122,582


Total Budget (all years)  
\$110K

Project Total  
\$232.582K

Funding Sources by Year



Funding Sources for Budgeted Years



General Fund 101/420 (100%)  
\$110,000.00

TOTAL  
\$110,000.00

Funding Sources Breakdown			
Funding Sources	Historical	FY2027	Total
General Fund 101/420	\$0	\$110,000	\$110,000
Park Facilities 419	\$122,582	\$0	\$122,582
Total	\$122,582	\$110,000	\$232,582