



CITY OF CULVER CITY
Finance Department
Third Quarter of Fiscal Year 2023-2024
Real Property Transfer Tax Summary

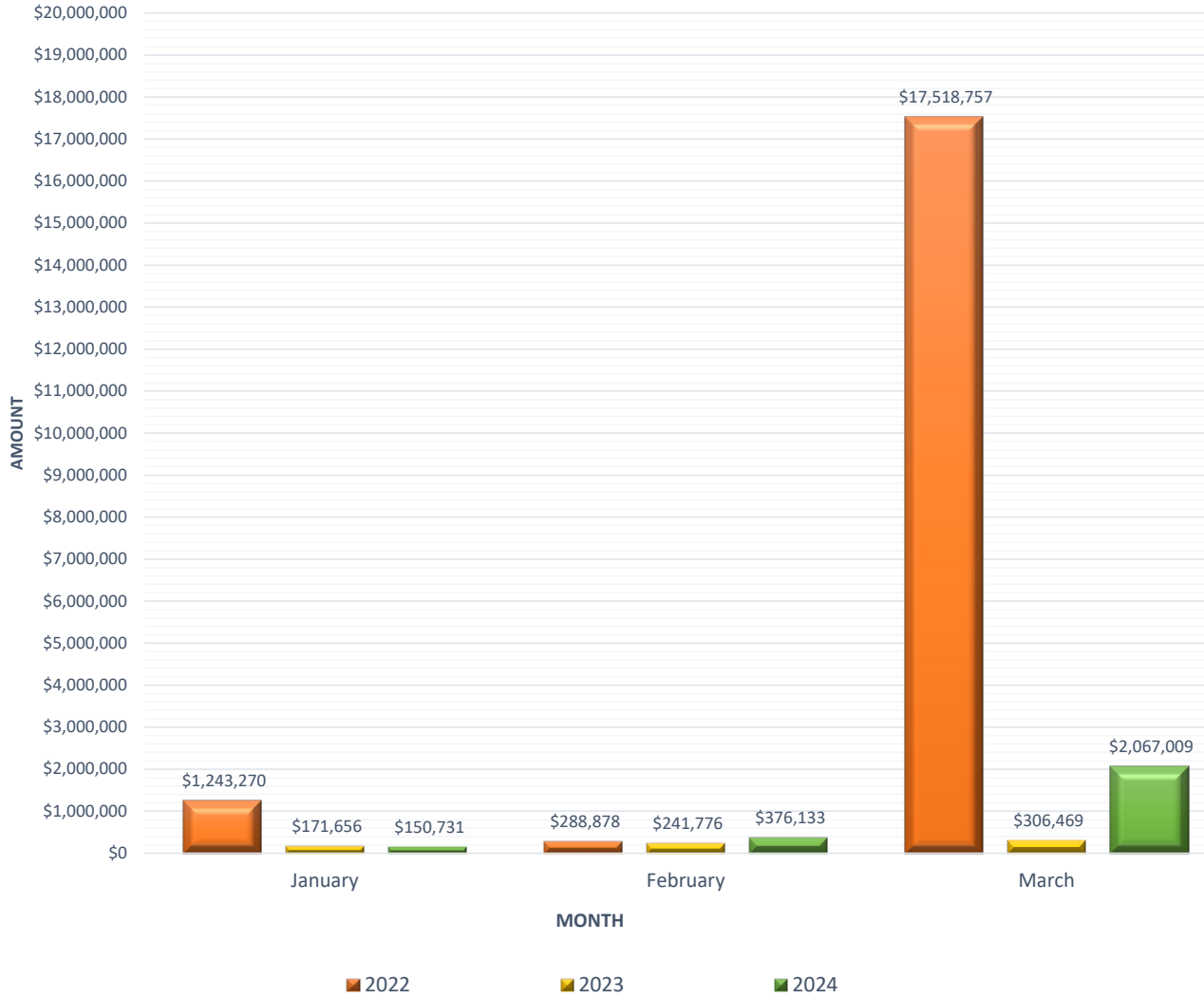
Year/Month	January	February	March	Total
2022	\$ 1,243,270	\$ 288,878	\$ 17,518,757	\$ 19,050,905
2023	\$ 171,656	\$ 241,776	\$ 306,469	\$ 719,902
2024	\$ 150,731	\$ 376,133	\$ 2,067,009	\$ 2,593,873

Fiscal Year	Total Revenue
2020/2021	\$ 8,533,467
2021/2022	\$ 32,575,135
2022/2023	\$ 9,655,756
2023/2024	\$ 6,423,740
2023/2024 Adopted Budget	\$ 8,000,000

* Fiscal Year 2023-2024 Total Revenue reflects the revenue received to date.



CITY OF CULVER CITY
Finance Department
Third Quarter of Fiscal Year 2023-2024
Real Property Transfer Tax Summary



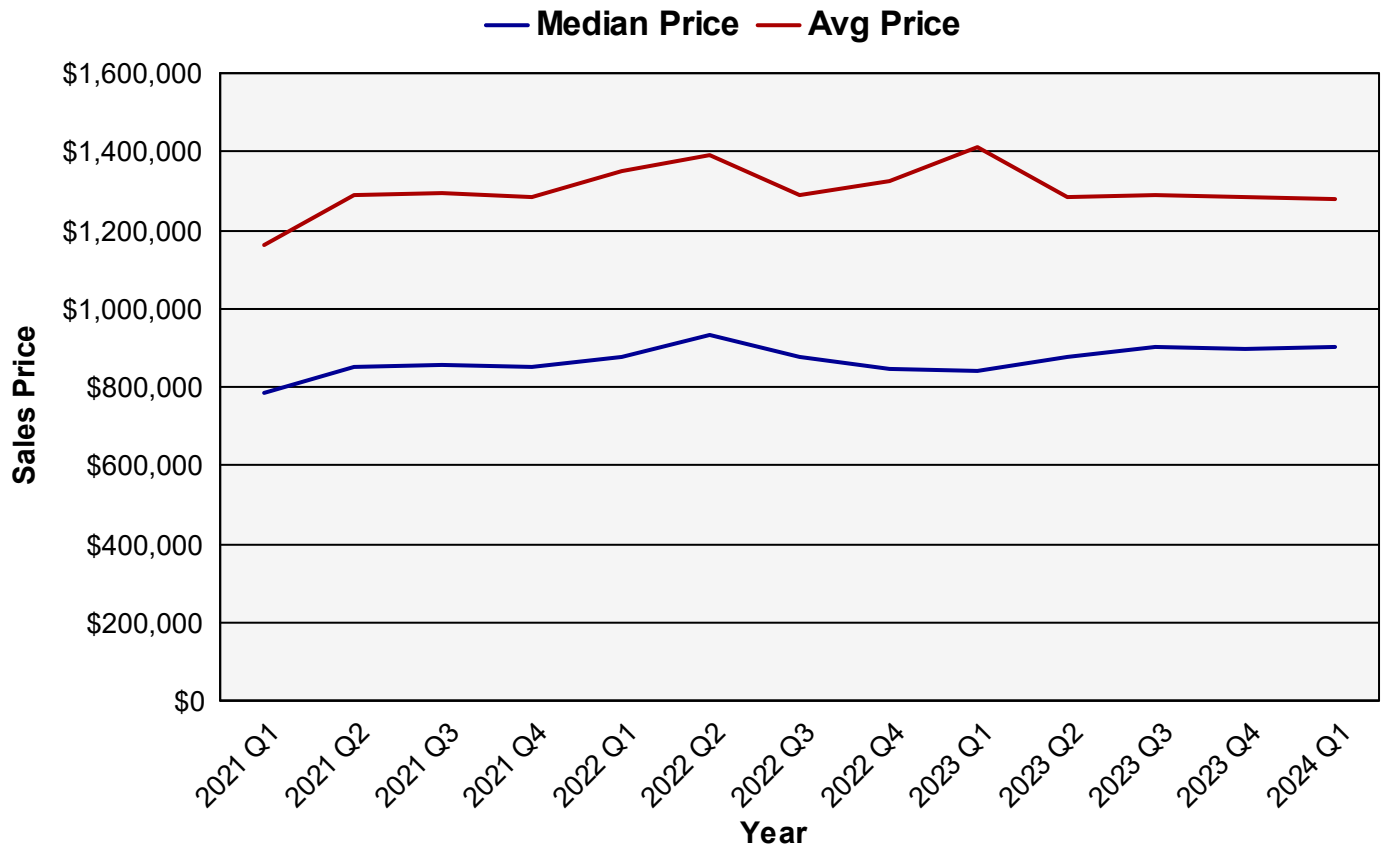


THE COUNTY OF LOS ANGELES

SALES VALUE HISTORY

Detached Single Family Residential Full Value Sales 01/01/2021 - 3/31/2024)

Year	Full Value Sales	Average Price	Median Price	Median % Change
2021 Q1	13,008	\$1,161,841	\$785,000	
2021 Q2	16,631	\$1,287,390	\$850,000	8.28%
2021 Q3	16,104	\$1,292,648	\$855,000	0.59%
2021 Q4	15,224	\$1,284,682	\$850,000	-0.58%
2022 Q1	12,210	\$1,350,452	\$875,000	2.94%
2022 Q2	13,728	\$1,392,708	\$931,000	6.40%
2022 Q3	11,181	\$1,291,007	\$875,000	-6.02%
2022 Q4	8,678	\$1,323,264	\$844,500	-3.49%
2023 Q1	7,725	\$1,411,026	\$840,000	-0.53%
2023 Q2	9,851	\$1,285,244	\$875,000	4.17%
2023 Q3	9,472	\$1,291,797	\$900,000	2.86%
2023 Q4	8,383	\$1,283,632	\$899,000	-0.11%
2024 Q1	7,610	\$1,278,180	\$900,000	0.11%



* Multiparcel transfers, quitclaim deeds, trust transfers, timeshares, and partial sales are excluded from this analysis.

Data Source: Los Angeles County Recorder

This report is not to be used in support of debt issuance or continuing disclosure statements without the written consent of HdL, Coren & Cone

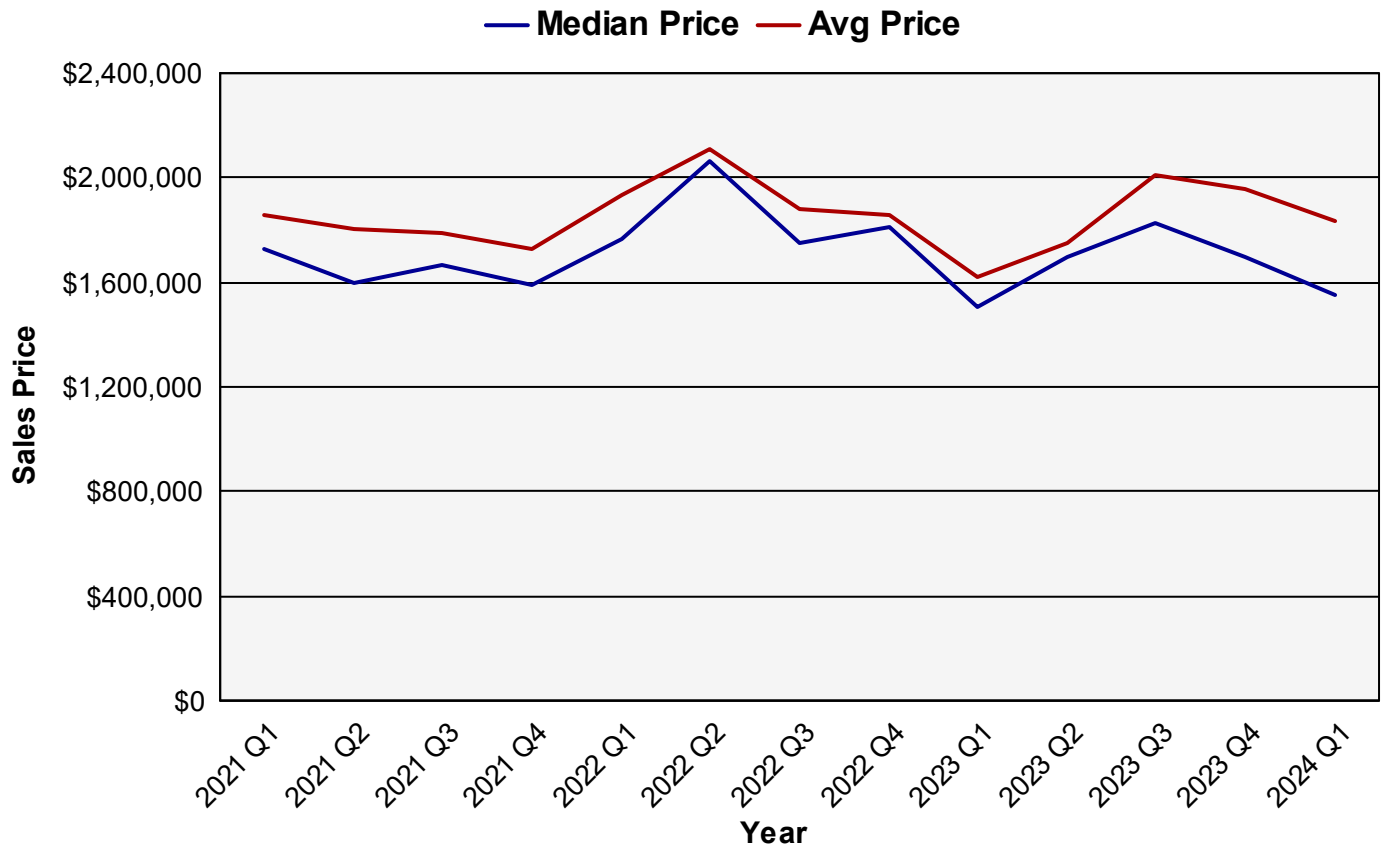


THE CITY OF CULVER CITY

SALES VALUE HISTORY

Detached Single Family Residential Full Value Sales 01/01/2021 - 3/31/2024)

Year	Full Value Sales	Average Price	Median Price	Median % Change
2021 Q1	51	\$1,860,353	\$1,725,000	
2021 Q2	78	\$1,801,686	\$1,600,000	-7.25%
2021 Q3	60	\$1,788,217	\$1,670,000	4.38%
2021 Q4	66	\$1,730,561	\$1,587,500	-4.94%
2022 Q1	30	\$1,934,847	\$1,767,500	11.34%
2022 Q2	52	\$2,108,788	\$2,063,500	16.75%
2022 Q3	49	\$1,877,761	\$1,750,000	-15.19%
2022 Q4	28	\$1,854,411	\$1,810,000	3.43%
2023 Q1	28	\$1,619,343	\$1,507,500	-16.71%
2023 Q2	36	\$1,751,153	\$1,700,000	12.77%
2023 Q3	31	\$2,012,113	\$1,825,000	7.35%
2023 Q4	41	\$1,957,061	\$1,699,000	-6.90%
2024 Q1	28	\$1,836,964	\$1,550,000	-8.77%



* Multiparcel transfers, quitclaim deeds, trust transfers, timeshares, and partial sales are excluded from this analysis.

Data Source: Los Angeles County Recorder

This report is not to be used in support of debt issuance or continuing disclosure statements without the written consent of HdL, Coren & Cone